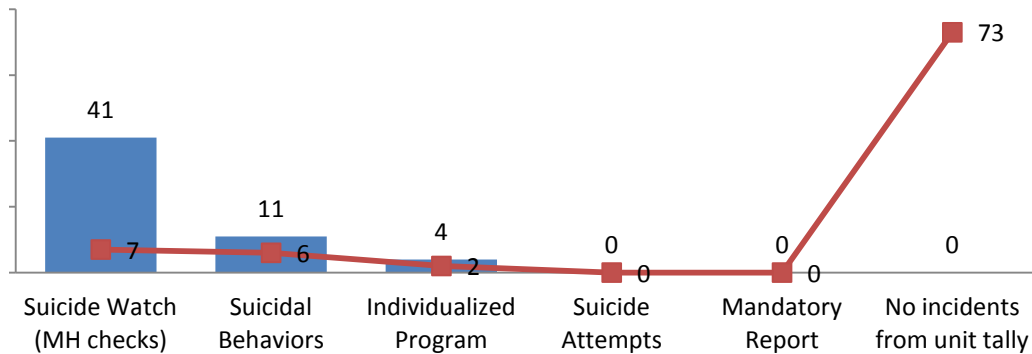


Marion County Detention Center April 2016

Daily Unit counts

incidents # Youth



Unduplicated youth = 77

Total Admission Episodes = 86

Average Daily Population = 26.97

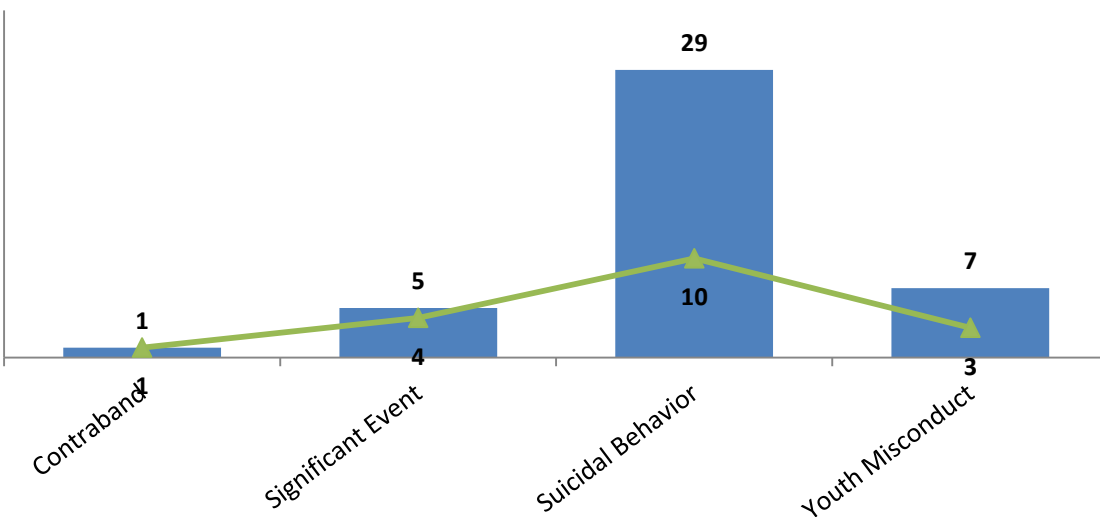
Number of JJIS incidents = 42

Number of Unit incidents = 148

Number of youth with incidents (JJIS or Unit) = 19
(25% of youth)

Monthly Detention Incidents JJIS

Total # of Youth



Mechanical Restraint used twice

Single use of physical Intervention

Incident Resolutions

Total # of Youth



Marion County Detention Center April 2016

Under capacity every day in April

Youth with Dual involvement:

Child Welfare = 6 (8%)

MV-WRAP = 5 (6.5%)

No Staff Assault

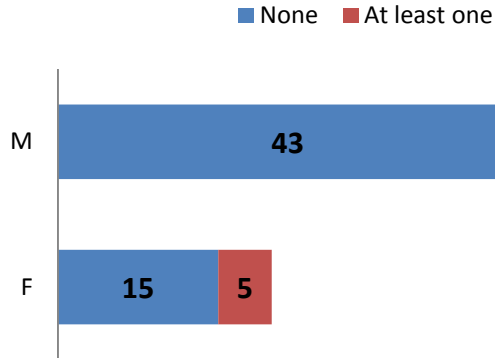
No Mandatory Report

	# Youth	Total Bed days	ADP
Marion County	54	540	18
OYA Probation/Parole	21	158	5.27
.Polk County	2	10	.33

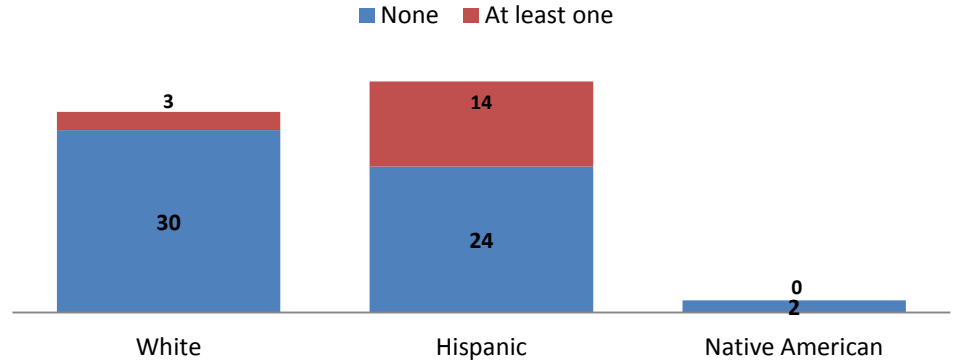
Reason for Admission:	# Youth	Total Bed days	ADP
PV -Technical	27	256	8.53
New Law	14	210	7
Warrant	16	104	3.47
Court Ordered Sanction	12	53	1.77
M 11	2	33	1.1
Parole Violation	3	24	0.8
PV - New Law	3	17	0.57
OYA housing/violation conditional release	2	11	0.37
Total	77	708	23.6

Marion County Detention Center April 2016

Gender and Any Incidents



Race/Ethnicity and Any Incidents



Admission Reason by Race/Ethnicity

