

Cumulative Results Report

Official

Run Time 5:49 PM
Run Date 06/11/2026

Marion County, Oregon

Gubernatorial Primary Election

5/19/2026

Page 1

Official Results

Registered Voters
89347 of 228823 = 39.05%

Precincts Reporting
119 of 119 = 100.00%

US Senator 6-Year Term - Democrat


Precincts			Voters		
Counted	Total	Percent	Ballots	Registered	Percent
119	119	100.00%	30,303	228,823	13.24%

Choice	Party	Vote by Mail		Total	
Jeff Merkley		25,479	91.38%	25,479	91.38%
Paul Damian Wells		2,206	7.91%	2,206	7.91%
Misc Write-in (W)		196	0.70%	196	0.70%
Cast Votes:		27,881	100.00%	27,881	100.00%
Undervotes:		2,390		2,390	
Overvotes:		32		32	


US Senator 6-Year Term - Republican

Precincts			Voters		
Counted	Total	Percent	Ballots	Registered	Percent
119	119	100.00%	37,809	228,823	16.52%

Choice	Party	Vote by Mail		Total	
Brent Barker		7,263	23.32%	7,263	23.32%
Deborah C Brown		1,448	4.65%	1,448	4.65%
David A Burch		930	2.99%	930	2.99%
Russell McAlmond		3,487	11.20%	3,487	11.20%
Jo Rae Perkins		8,389	26.94%	8,389	26.94%
Timothy Skelton		555	1.78%	555	1.78%
David Brock Smith		8,797	28.25%	8,797	28.25%
Misc Write-in (W)		274	0.88%	274	0.88%
Cast Votes:		31,143	100.00%	31,143	100.00%
Undervotes:		6,605		6,605	
Overvotes:		61		61	



I certify that the votes recorded on this abstract correctly summarize the tally of votes cast at the May 19, 2026 Special District Election.

	June 11, 2026
Signature of County Clerk Bill Burgess	Date of Abstract

Cumulative Results Report

Official

Run Time 5:49 PM
Run Date 06/11/2026

Marion County, Oregon

Gubernatorial Primary Election

5/19/2026

Page 2

Official Results

Registered Voters
89347 of 228823 = 39.05%

Precincts Reporting
119 of 119 = 100.00%

US Representative, 2nd District 2-Year Term - Democrat

Precincts			Voters		
Counted	Total	Percent	Ballots	Registered	Percent
1	1	100.00%	0	0	0.00%

Choice	Party	Vote by Mail		Total	
Chris Beck		0	0.00%	0	0.00%
Mary Doyle		0	0.00%	0	0.00%
Rebecca Mueller		0	0.00%	0	0.00%
Patty Snow		0	0.00%	0	0.00%
Dawn Rasmussen		0	0.00%	0	0.00%
Peter Quince		0	0.00%	0	0.00%
Misc Write-in (W)		0	0.00%	0	0.00%
Cast Votes:		0	0.00%	0	0.00%
Undervotes:		0		0	
Overvotes:		0		0	

US Representative, 2nd District 2-Year Term - Republican

Precincts			Voters		
Counted	Total	Percent	Ballots	Registered	Percent
1	1	100.00%	0	0	0.00%

Choice	Party	Vote by Mail		Total	
Cliff Bentz		0	0.00%	0	0.00%
Andrea Carr		0	0.00%	0	0.00%
Peter J Larson		0	0.00%	0	0.00%
Misc Write-in (W)		0	0.00%	0	0.00%
Cast Votes:		0	0.00%	0	0.00%
Undervotes:		0		0	
Overvotes:		0		0	

Cumulative Results Report

Official

Run Time 5:49 PM
Run Date 06/11/2026

Marion County, Oregon

Gubernatorial Primary Election

5/19/2026

Page 3

Official Results

Registered Voters
89347 of 228823 = 39.05%

Precincts Reporting
119 of 119 = 100.00%

US Representative, 5th District 2-Year Term - Democrat

Precincts			Voters		
Counted	Total	Percent	Ballots	Registered	Percent
37	37	100.00%	4,451	39,515	11.26%

Choice	Party	Vote by Mail		Total	
Janelle S Bynum		3,036	76.86%	3,036	76.86%
Zeva Rosenbaum		869	22.00%	869	22.00%
Misc Write-in (W)		45	1.14%	45	1.14%
Cast Votes:		3,950	100.00%	3,950	100.00%
Undervotes:		496		496	
Overvotes:		5		5	

US Representative, 5th District 2-Year Term - Republican

Precincts			Voters		
Counted	Total	Percent	Ballots	Registered	Percent
37	37	100.00%	10,107	39,515	25.58%

Choice	Party	Vote by Mail		Total	
Patti Adair		4,678	56.38%	4,678	56.38%
Jonathan Lockwood		3,580	43.15%	3,580	43.15%
Misc Write-in (W)		39	0.47%	39	0.47%
Cast Votes:		8,297	100.00%	8,297	100.00%
Undervotes:		1,795		1,795	
Overvotes:		15		15	

US Representative, 6th District 2-Year Term - Democrat

Precincts			Voters		
Counted	Total	Percent	Ballots	Registered	Percent
81	81	100.00%	25,852	189,308	13.66%

Choice	Party	Vote by Mail		Total	
Andrea Salinas		20,217	98.65%	20,217	98.65%
Misc Write-in (W)		276	1.35%	276	1.35%
Cast Votes:		20,493	100.00%	20,493	100.00%
Undervotes:		5,354		5,354	
Overvotes:		5		5	

Cumulative Results Report

Official

Run Time 5:49 PM
Run Date 06/11/2026

Marion County, Oregon

Gubernatorial Primary Election

5/19/2026

Page 4

Official Results

Registered Voters
89347 of 228823 = 39.05%

Precincts Reporting
119 of 119 = 100.00%

US Representative, 6th District 2-Year Term - Republican

Precincts			Voters		
Counted	Total	Percent	Ballots	Registered	Percent
81	81	100.00%	27,702	189,308	14.63%

Choice	Party	Vote by Mail		Total	
David Russ		16,742	98.40%	16,742	98.40%
Misc Write-in (W)		272	1.60%	272	1.60%
Cast Votes:		17,014	100.00%	17,014	100.00%
Undervotes:		10,684		10,684	
Overvotes:		4		4	

Governor 4-Year Term - Democrat

Precincts			Voters		
Counted	Total	Percent	Ballots	Registered	Percent
119	119	100.00%	30,303	228,823	13.24%

Choice	Party	Vote by Mail		Total	
Forest (Fora) Alexander		809	2.94%	809	2.94%
James Atkinson IV		476	1.73%	476	1.73%
Cal Kishawi		203	0.74%	203	0.74%
Tina Kotek		21,880	79.42%	21,880	79.42%
Donnie M Beckwith		126	0.46%	126	0.46%
David W Beem		469	1.70%	469	1.70%
Steve William Laible		311	1.13%	311	1.13%
Brittany Jones		1,095	3.97%	1,095	3.97%
Tristan Sheppard		486	1.76%	486	1.76%
Miranda Weigler		718	2.61%	718	2.61%
Misc Write-in (W)		978	3.55%	978	3.55%
Cast Votes:		27,551	100.00%	27,551	100.00%
Undervotes:		2,709		2,709	
Overvotes:		43		43	

Cumulative Results Report

Official

Run Time 5:49 PM
Run Date 06/11/2026

Marion County, Oregon

Gubernatorial Primary Election

5/19/2026

Page 5

Official Results

Registered Voters
89347 of 228823 = 39.05%

Precincts Reporting
119 of 119 = 100.00%

Governor 4-Year Term - Republican

Precincts			Voters		
Counted	Total	Percent	Ballots	Registered	Percent
119	119	100.00%	37,809	228,823	16.52%

Choice	Party	Vote by Mail		Total	
Danielle Bethell		2,049	5.53%	2,049	5.53%
Hope A Dalrymple		49	0.13%	49	0.13%
Ed Diehl		15,277	41.20%	15,277	41.20%
Christine Drazan		12,236	33.00%	12,236	33.00%
Chris Dudley		4,860	13.11%	4,860	13.11%
Kyle M Duyck		91	0.25%	91	0.25%
David Medina		1,992	5.37%	1,992	5.37%
Robert Neuman		46	0.12%	46	0.12%
Brad T Peters		128	0.35%	128	0.35%
Paul J Romero Jr		87	0.23%	87	0.23%
Wen Waddell		15	0.04%	15	0.04%
Martin Ward		44	0.12%	44	0.12%
Tim O Youker		10	0.03%	10	0.03%
DeAngelo Leroy Turner		38	0.10%	38	0.10%
Misc Write-in (W)		154	0.42%	154	0.42%
Cast Votes:		37,076	100.00%	37,076	100.00%
Undervotes:		628		628	
Overvotes:		105		105	

State Senator, 6th District 4-Year Term - Democrat

Precincts			Voters		
Counted	Total	Percent	Ballots	Registered	Percent
2	2	100.00%	325	3,677	8.84%

Choice	Party	Vote by Mail		Total	
Sierrah Williams		218	98.20%	218	98.20%
Misc Write-in (W)		4	1.80%	4	1.80%
Cast Votes:		222	100.00%	222	100.00%
Undervotes:		103		103	
Overvotes:		0		0	

Cumulative Results Report

Marion County, Oregon

Official Results

Official

Gubernatorial Primary Election

Registered Voters
89347 of 228823 = 39.05%

Precincts Reporting
119 of 119 = 100.00%

Run Time 5:49 PM
Run Date 06/11/2026

5/19/2026

Page 6

State Senator, 6th District 4-Year Term - Republican

Precincts			Voters		
Counted	Total	Percent	Ballots	Registered	Percent
2	2	100.00%	762	3,677	20.72%

Choice	Party	Vote by Mail		Total	
Jami Cate		354	53.15%	354	53.15%
Nicole De Graff		45	6.76%	45	6.76%
Jack Tibbetts		266	39.94%	266	39.94%
Misc Write-in (W)		1	0.15%	1	0.15%
Cast Votes:		666	100.00%	666	100.00%
Undervotes:		96		96	
Overvotes:		0		0	

State Senator, 8th District 4-Year Term - Democrat

Precincts			Voters		
Counted	Total	Percent	Ballots	Registered	Percent
3	3	100.00%	427	3,569	11.96%

Choice	Party	Vote by Mail		Total	
Sara Gelser Blouin		285	98.62%	285	98.62%
Misc Write-in (W)		4	1.38%	4	1.38%
Cast Votes:		289	100.00%	289	100.00%
Undervotes:		138		138	
Overvotes:		0		0	

State Senator, 8th District 4-Year Term - Republican

Precincts			Voters		
Counted	Total	Percent	Ballots	Registered	Percent
3	3	100.00%	941	3,569	26.37%

Choice	Party	Vote by Mail		Total	
Valerie Draper Woldeit		544	99.45%	544	99.45%
Misc Write-in (W)		3	0.55%	3	0.55%
Cast Votes:		547	100.00%	547	100.00%
Undervotes:		394		394	
Overvotes:		0		0	

Cumulative Results Report

Official

Run Time 5:49 PM
Run Date 06/11/2026

Marion County, Oregon

Gubernatorial Primary Election

5/19/2026

Page 7

Official Results

Registered Voters
89347 of 228823 = 39.05%

Precincts Reporting
119 of 119 = 100.00%

State Senator, 10th District 4-Year Term - Democrat

Precincts			Voters		
Counted	Total	Percent	Ballots	Registered	Percent
19	19	100.00%	11,186	61,742	18.12%

Choice	Party	Vote by Mail		Total	
Deb Patterson		8,880	99.18%	8,880	99.18%
Misc Write-in (W)		73	0.82%	73	0.82%
Cast Votes:		8,953	100.00%	8,953	100.00%
Undervotes:		2,232		2,232	
Overvotes:		1		1	

State Senator, 10th District 4-Year Term - Republican

Precincts			Voters		
Counted	Total	Percent	Ballots	Registered	Percent
19	19	100.00%	8,620	61,742	13.96%

Choice	Party	Vote by Mail		Total	
Angela Plowhead		5,519	98.31%	5,519	98.31%
Misc Write-in (W)		95	1.69%	95	1.69%
Cast Votes:		5,614	100.00%	5,614	100.00%
Undervotes:		3,004		3,004	
Overvotes:		2		2	

State Senator, 11th District 4-Year Term - Democrat

Precincts			Voters		
Counted	Total	Percent	Ballots	Registered	Percent
34	34	100.00%	9,973	83,812	11.90%

Choice	Party	Vote by Mail		Total	
Teresa Alonso Leon		3,070	33.65%	3,070	33.65%
Virginia Stapleton		5,997	65.74%	5,997	65.74%
Misc Write-in (W)		55	0.60%	55	0.60%
Cast Votes:		9,122	100.00%	9,122	100.00%
Undervotes:		839		839	
Overvotes:		12		12	

Cumulative Results Report

Official

Run Time 5:49 PM
Run Date 06/11/2026

Marion County, Oregon

Gubernatorial Primary Election

5/19/2026

Page 8

Official Results

Registered Voters
89347 of 228823 = 39.05%

Precincts Reporting
119 of 119 = 100.00%

State Senator, 11th District 4-Year Term - Republican

Precincts			Voters		
Counted	Total	Percent	Ballots	Registered	Percent
34	34	100.00%	10,298	83,812	12.29%

Choice	Party	Vote by Mail		Total	
Tracy M Cramer		6,999	98.00%	6,999	98.00%
Misc Write-in (W)		143	2.00%	143	2.00%
Cast Votes:		7,142	100.00%	7,142	100.00%
Undervotes:		3,154		3,154	
Overvotes:		2		2	

State Representative, 11th District 2-Year Term - Democrat

Precincts			Voters		
Counted	Total	Percent	Ballots	Registered	Percent
2	2	100.00%	325	3,677	8.84%

Choice	Party	Vote by Mail		Total	
Ivan Maluski		214	97.27%	214	97.27%
Misc Write-in (W)		6	2.73%	6	2.73%
Cast Votes:		220	100.00%	220	100.00%
Undervotes:		105		105	
Overvotes:		0		0	

State Representative, 11th District 2-Year Term - Republican

Precincts			Voters		
Counted	Total	Percent	Ballots	Registered	Percent
2	2	100.00%	762	3,677	20.72%

Choice	Party	Vote by Mail		Total	
Ken Jackola		339	51.91%	339	51.91%
Angelita (Angel) Sanchez		310	47.47%	310	47.47%
Misc Write-in (W)		4	0.61%	4	0.61%
Cast Votes:		653	100.00%	653	100.00%
Undervotes:		108		108	
Overvotes:		1		1	

Cumulative Results Report

Official

Run Time 5:49 PM
Run Date 06/11/2026

Marion County, Oregon

Gubernatorial Primary Election

5/19/2026

Page 9

Official Results

Registered Voters
89347 of 228823 = 39.05%

Precincts Reporting
119 of 119 = 100.00%

State Representative, 15th District 2-Year Term - Democrat

Precincts			Voters		
Counted	Total	Percent	Ballots	Registered	Percent
3	3	100.00%	427	3,569	11.96%

Choice	Party	Vote by Mail		Total	
Joanna Robinson		275	98.57%	275	98.57%
Misc Write-in (W)		4	1.43%	4	1.43%
Cast Votes:		279	100.00%	279	100.00%
Undervotes:		148		148	
Overvotes:		0		0	

State Representative, 15th District 2-Year Term - Republican

Precincts			Voters		
Counted	Total	Percent	Ballots	Registered	Percent
3	3	100.00%	941	3,569	26.37%

Choice	Party	Vote by Mail		Total	
Shelly Boshart Davis		598	99.17%	598	99.17%
Misc Write-in (W)		5	0.83%	5	0.83%
Cast Votes:		603	100.00%	603	100.00%
Undervotes:		338		338	
Overvotes:		0		0	

State Representative, 17th District 2-Year Term - Democrat

Precincts			Voters		
Counted	Total	Percent	Ballots	Registered	Percent
37	37	100.00%	5,009	47,301	10.59%

Choice	Party	Vote by Mail		Total	
David Nelson		3,159	96.75%	3,159	96.75%
Misc Write-in (W)		106	3.25%	106	3.25%
Cast Votes:		3,265	100.00%	3,265	100.00%
Undervotes:		1,744		1,744	
Overvotes:		0		0	

Cumulative Results Report

Official

Run Time 5:49 PM
Run Date 06/11/2026

Marion County, Oregon

Gubernatorial Primary Election

5/19/2026

Page 10

Official Results

Registered Voters
89347 of 228823 = 39.05%

Precincts Reporting
119 of 119 = 100.00%

State Representative, 17th District 2-Year Term - Republican

Precincts			Voters		
Counted	Total	Percent	Ballots	Registered	Percent
37	37	100.00%	10,656	47,301	22.53%

Choice	Party	Vote by Mail		Total	
Ron Nalley		644	6.86%	644	6.86%
Beth Jones		3,894	41.46%	3,894	41.46%
Dan Farrington		4,834	51.47%	4,834	51.47%
Misc Write-in (W)		20	0.21%	20	0.21%
Cast Votes:		9,392	100.00%	9,392	100.00%
Undervotes:		1,241		1,241	
Overvotes:		23		23	

State Representative, 18th District 2-Year Term - Democrat

Precincts			Voters		
Counted	Total	Percent	Ballots	Registered	Percent
22	22	100.00%	3,383	28,722	11.78%

Choice	Party	Vote by Mail		Total	
Aaylee Pahle (W)		1	0.15%	1	0.15%
Adrienne Jess (W)		1	0.15%	1	0.15%
Alison E VanEpps (W)		1	0.15%	1	0.15%
Amanda Staehely (W)		19	2.81%	19	2.81%
And Diacetis (W)		1	0.15%	1	0.15%
Andrew Fox (W)		1	0.15%	1	0.15%
Andrew Sprauer (W)		1	0.15%	1	0.15%
Anthony Hicks (W)		1	0.15%	1	0.15%
Ariana Peters (W)		1	0.15%	1	0.15%
Ariel Peasley (W)		1	0.15%	1	0.15%
Ashley Cogburn (W)		1	0.15%	1	0.15%
Barack Obama (W)		1	0.15%	1	0.15%
Barry Shapiro (W)		1	0.15%	1	0.15%
Ben Fisher (W)		12	1.78%	12	1.78%
Ben Green (W)		1	0.15%	1	0.15%
Bertie Wooster (W)		1	0.15%	1	0.15%
Bill Davidson (W)		1	0.15%	1	0.15%
Bob Wallker (W)		1	0.15%	1	0.15%
Brian Glade (W)		1	0.15%	1	0.15%
Brittany Jones (W)		1	0.15%	1	0.15%
Bryan Starr (W)		17	2.52%	17	2.52%

Cumulative Results Report

Official

Run Time 5:49 PM
Run Date 06/11/2026

Marion County, Oregon

Gubernatorial Primary Election

5/19/2026

Page 11

Official Results

Registered Voters
89347 of 228823 = 39.05%

Precincts Reporting
119 of 119 = 100.00%

State Representative, 18th District 2-Year Term - Democrat

Precincts			Voters		
Counted	Total	Percent	Ballots	Registered	Percent
22	22	100.00%	3,383	28,722	11.78%

Choice	Party	Vote by Mail		Total	
Bryan Stars (W)		1	0.15%	1	0.15%
Carl Fischer (W)		1	0.15%	1	0.15%
Carlin Jackson (W)		1	0.15%	1	0.15%
Chancellor Moore (W)		2	0.30%	2	0.30%
Christian Collins (W)		1	0.15%	1	0.15%
Christina Smith (W)		1	0.15%	1	0.15%
Christine Drazen (W)		1	0.15%	1	0.15%
Chuck Hawley (W)		1	0.15%	1	0.15%
Clifford Pearman (W)		1	0.15%	1	0.15%
Cole A Miller (W)		2	0.30%	2	0.30%
Dan Eckerson (W)		1	0.15%	1	0.15%
Daniel Evonuk (W)		1	0.15%	1	0.15%
Danite Bernt (W)		1	0.15%	1	0.15%
David Allen (W)		1	0.15%	1	0.15%
David Beem (W)		2	0.30%	2	0.30%
Deb Patterson (W)		1	0.15%	1	0.15%
Donald Trump (W)		1	0.15%	1	0.15%
Elijah Blair (W)		2	0.30%	2	0.30%
Elizabeth Grossen (W)		1	0.15%	1	0.15%
Elvi Cuellar Sutton (W)		1	0.15%	1	0.15%
Forest Alexander (W)		1	0.15%	1	0.15%
Franklin Henderson (W)		2	0.30%	2	0.30%
Greg Borgerdiays (W)		1	0.15%	1	0.15%
Greg Pilcher (W)		1	0.15%	1	0.15%
Gus Fredrickson (W)		1	0.15%	1	0.15%
Heather Desmarteau Fast (W)		1	0.15%	1	0.15%
Howard Russell (W)		1	0.15%	1	0.15%
Isaiah Schacher (W)		1	0.15%	1	0.15%
Jack Sanchez (W)		1	0.15%	1	0.15%
James Marsh (W)		1	0.15%	1	0.15%
James Price (W)		1	0.15%	1	0.15%
Jason Annes (W)		1	0.15%	1	0.15%
Jason Freilinger (W)		2	0.30%	2	0.30%
Jason Petersen (W)		1	0.15%	1	0.15%
Jeanie Stuntzner (W)		1	0.15%	1	0.15%
		1	0.15%	1	0.15%

Cumulative Results Report

Official

Run Time 5:49 PM
Run Date 06/11/2026

Marion County, Oregon

Gubernatorial Primary Election

5/19/2026

Page 12

Official Results

Registered Voters
89347 of 228823 = 39.05%

Precincts Reporting
119 of 119 = 100.00%

State Representative, 18th District 2-Year Term - Democrat

Precincts			Voters		
Counted	Total	Percent	Ballots	Registered	Percent
22	22	100.00%	3,383	28,722	11.78%

Choice	Party	Vote by Mail		Total	
Jerone Flowers (W)		1	0.15%	1	0.15%
Jillian Chase (W)		1	0.15%	1	0.15%
Joanna Robinson (W)		1	0.15%	1	0.15%
Joe Dude (W)		1	0.15%	1	0.15%
Jon Guy (W)		2	0.30%	2	0.30%
Joseph Steininger (W)		6	0.89%	6	0.89%
Joshua Barnett (W)		1	0.15%	1	0.15%
Julie McIlvain (W)		1	0.15%	1	0.15%
Justina Collier (W)		1	0.15%	1	0.15%
Karyssa Dow (W)		5	0.74%	5	0.74%
Kyle Cain (W)		1	0.15%	1	0.15%
Kyle Palmer (W)		2	0.30%	2	0.30%
Leon Palmer Turner (W)		1	0.15%	1	0.15%
Leslie A. Maus (W)		1	0.15%	1	0.15%
Lucas Lopez Tejerano (W)		1	0.15%	1	0.15%
Martin Box (W)		1	0.15%	1	0.15%
Matthew S Lawson (W)		1	0.15%	1	0.15%
Mike Ashland (W)		1	0.15%	1	0.15%
Mike Phillips (W)		1	0.15%	1	0.15%
Mike Van (W)		1	0.15%	1	0.15%
Miranda Weigler (W)		1	0.15%	1	0.15%
Misty Stearns (W)		1	0.15%	1	0.15%
Monica Beyer (W)		1	0.15%	1	0.15%
Nancy Denise Meyer (W)		1	0.15%	1	0.15%
Nathan J. Leao (W)		1	0.15%	1	0.15%
Nicholas Muno (W)		1	0.15%	1	0.15%
Richard Wright (W)		2	0.30%	2	0.30%
Rick Lewis (W)		2	0.30%	2	0.30%
Rick Olmsted (W)		1	0.15%	1	0.15%
Robert Breihof (W)		1	0.15%	1	0.15%
Robert D Bass (W)		1	0.15%	1	0.15%
Robert D. Bass (W)		1	0.15%	1	0.15%
Robert Lamar (W)		1	0.15%	1	0.15%
Roger Garther (W)		1	0.15%	1	0.15%
Ron Kaufman (W)		1	0.15%	1	0.15%
Ronald Sterger (W)		1	0.15%	1	0.15%

Cumulative Results Report

Official

Run Time 5:49 PM
Run Date 06/11/2026

Marion County, Oregon

Gubernatorial Primary Election

5/19/2026

Page 13

Official Results

Registered Voters
89347 of 228823 = 39.05%

Precincts Reporting
119 of 119 = 100.00%

State Representative, 18th District 2-Year Term - Democrat

Precincts			Voters		
Counted	Total	Percent	Ballots	Registered	Percent
22	22	100.00%	3,383	28,722	11.78%

Choice	Party	Vote by Mail		Total	
Roy Kaufman (W)		488	72.30%	488	72.30%
Rudy D. Borboa (W)		2	0.30%	2	0.30%
Ryan Brock (W)		1	0.15%	1	0.15%
Ryan Shetler (W)		1	0.15%	1	0.15%
Sam Adams (W)		1	0.15%	1	0.15%
Sandra Pavik (W)		2	0.30%	2	0.30%
Sean Smith (W)		1	0.15%	1	0.15%
Skye Ridge (W)		2	0.30%	2	0.30%
Sommer Whitealar (W)		1	0.15%	1	0.15%
Stephen Colbert (W)		1	0.15%	1	0.15%
Stephen R Rasmussen (W)		1	0.15%	1	0.15%
Stephen T Heilman (W)		1	0.15%	1	0.15%
Steve Bomar (W)		2	0.30%	2	0.30%
Terry Beithe (W)		1	0.15%	1	0.15%
Thomas L Sova (W)		1	0.15%	1	0.15%
Tom Andersen (W)		1	0.15%	1	0.15%
Tom Bauman (W)		1	0.15%	1	0.15%
Tom Kane (W)		1	0.15%	1	0.15%
Torin McDonald (W)		1	0.15%	1	0.15%
Turia McDonald (W)		0	0.00%	0	0.00%
Victor Hoffer (W)		2	0.30%	2	0.30%
Walter Kalopfenstein (W)		1	0.15%	1	0.15%
Wile E. Coyote (W)		1	0.15%	1	0.15%
William M. Roberts (W)		1	0.15%	1	0.15%
Winsey Campos (W)		1	0.15%	1	0.15%
Zach Esperanza (W)		1	0.15%	1	0.15%
Zeva Rosenbaum (W)		1	0.15%	1	0.15%
Cast Votes:		675	100.00%	675	100.00%
Undervotes:		2,708		2,708	
Overvotes:		0		0	

Cumulative Results Report

Marion County, Oregon

Official Results

Official

Gubernatorial Primary Election

Registered Voters

89347 of 228823 = 39.05%

Run Time 5:49 PM

5/19/2026

Precincts Reporting

119 of 119 = 100.00%

Run Date 06/11/2026

Page 14

State Representative, 18th District 2-Year Term - Republican

Precincts			Voters		
Counted	Total	Percent	Ballots	Registered	Percent
22	22	100.00%	6,532	28,722	22.74%

Choice	Party	Vote by Mail		Total	
Matthew S Lawson		214	3.68%	214	3.68%
Bryan Starr		2,098	36.12%	2,098	36.12%
Amanda Staehely		2,537	43.68%	2,537	43.68%
Joseph Steininger		474	8.16%	474	8.16%
Ben Fisher		476	8.20%	476	8.20%
Misc Write-in (W)		9	0.15%	9	0.15%
Cast Votes:		5,808	100.00%	5,808	100.00%
Undervotes:		698		698	
Overvotes:		26		26	

State Representative, 19th District 2-Year Term - Democrat

Precincts			Voters		
Counted	Total	Percent	Ballots	Registered	Percent
12	12	100.00%	7,944	47,361	16.77%

Choice	Party	Vote by Mail		Total	
Tom Andersen		6,184	99.12%	6,184	99.12%
Misc Write-in (W)		55	0.88%	55	0.88%
Cast Votes:		6,239	100.00%	6,239	100.00%
Undervotes:		1,704		1,704	
Overvotes:		1		1	

State Representative, 19th District 2-Year Term - Republican

Precincts			Voters		
Counted	Total	Percent	Ballots	Registered	Percent
12	12	100.00%	6,277	47,361	13.25%

Choice	Party	Vote by Mail		Total	
Anna Munson		3,954	98.36%	3,954	98.36%
Misc Write-in (W)		66	1.64%	66	1.64%
Cast Votes:		4,020	100.00%	4,020	100.00%
Undervotes:		2,257		2,257	
Overvotes:		0		0	

Cumulative Results Report

Marion County, Oregon

Official Results

Official

Gubernatorial Primary Election

Registered Voters
89347 of 228823 = 39.05%

Precincts Reporting
119 of 119 = 100.00%

Run Time 5:49 PM
Run Date 06/11/2026

5/19/2026
Page 15

State Representative, 20th District 2-Year Term - Democrat

Precincts			Voters		
Counted	Total	Percent	Ballots	Registered	Percent
7	7	100.00%	3,242	14,381	22.54%

Choice	Party	Vote by Mail		Total	
Ruby M Clark		368	12.73%	368	12.73%
Paul Evans		2,514	86.96%	2,514	86.96%
Misc Write-in (W)		9	0.31%	9	0.31%
Cast Votes:		2,891	100.00%	2,891	100.00%
Undervotes:		347		347	
Overvotes:		4		4	

State Representative, 20th District 2-Year Term - Republican

Precincts			Voters		
Counted	Total	Percent	Ballots	Registered	Percent
7	7	100.00%	2,343	14,381	16.29%

Choice	Party	Vote by Mail		Total	
Alexander W Martin		463	34.94%	463	34.94%
Andrew Fudge		837	63.17%	837	63.17%
Misc Write-in (W)		25	1.89%	25	1.89%
Cast Votes:		1,325	100.00%	1,325	100.00%
Undervotes:		1,015		1,015	
Overvotes:		3		3	

State Representative, 21st District 2-Year Term - Democrat

Precincts			Voters		
Counted	Total	Percent	Ballots	Registered	Percent
15	15	100.00%	6,179	45,125	13.69%

Choice	Party	Vote by Mail		Total	
Michael Welsh		4,038	98.39%	4,038	98.39%
Misc Write-in (W)		66	1.61%	66	1.61%
Cast Votes:		4,104	100.00%	4,104	100.00%
Undervotes:		2,074		2,074	
Overvotes:		1		1	

Cumulative Results Report

Official

Run Time 5:49 PM
Run Date 06/11/2026

Marion County, Oregon

Gubernatorial Primary Election

5/19/2026

Page 16

Official Results

Registered Voters
89347 of 228823 = 39.05%

Precincts Reporting
119 of 119 = 100.00%

State Representative, 21st District 2-Year Term - Republican

Precincts			Voters		
Counted	Total	Percent	Ballots	Registered	Percent
15	15	100.00%	6,304	45,125	13.97%

Choice	Party	Vote by Mail		Total	
Kevin L Mannix		4,820	85.84%	4,820	85.84%
Art Stevenson		758	13.50%	758	13.50%
Misc Write-in (W)		37	0.66%	37	0.66%
Cast Votes:		5,615	100.00%	5,615	100.00%
Undervotes:		678		678	
Overvotes:		11		11	

State Representative, 22nd District 2-Year Term - Democrat

Precincts			Voters		
Counted	Total	Percent	Ballots	Registered	Percent
19	19	100.00%	3,794	38,687	9.81%

Choice	Party	Vote by Mail		Total	
Lesly M Munoz		2,849	99.10%	2,849	99.10%
Misc Write-in (W)		26	0.90%	26	0.90%
Cast Votes:		2,875	100.00%	2,875	100.00%
Undervotes:		919		919	
Overvotes:		0		0	

State Representative, 22nd District 2-Year Term - Republican

Precincts			Voters		
Counted	Total	Percent	Ballots	Registered	Percent
19	19	100.00%	3,994	38,687	10.32%

Choice	Party	Vote by Mail		Total	
Noemi Legaspi		2,593	98.37%	2,593	98.37%
Misc Write-in (W)		43	1.63%	43	1.63%
Cast Votes:		2,636	100.00%	2,636	100.00%
Undervotes:		1,358		1,358	
Overvotes:		0		0	

Cumulative Results Report

Official

Run Time 5:49 PM
Run Date 06/11/2026

Marion County, Oregon

Gubernatorial Primary Election

5/19/2026

Page 17

Official Results

Registered Voters
89347 of 228823 = 39.05%
Precincts Reporting
119 of 119 = 100.00%

State Representative, 57th District 2-Year Term - Democrat

Precincts			Voters		
Counted	Total	Percent	Ballots	Registered	Percent
2	2	100.00%	0	0	0.00%

Choice	Party	Vote by Mail		Total	
Misc Write-in (W)		0	0.00%	0	0.00%
	Cast Votes:	0	0.00%	0	0.00%
	Undervotes:	0		0	
	Overvotes:	0		0	

State Representative, 57th District 2-Year Term - Republican

Precincts			Voters		
Counted	Total	Percent	Ballots	Registered	Percent
2	2	100.00%	0	0	0.00%

Choice	Party	Vote by Mail		Total	
Jim E Doherty		0	0.00%	0	0.00%
Greg Smith		0	0.00%	0	0.00%
Misc Write-in (W)		0	0.00%	0	0.00%
	Cast Votes:	0	0.00%	0	0.00%
	Undervotes:	0		0	
	Overvotes:	0		0	

Marion County Commissioner, Position 1 4-Year Term - Democrat

Precincts			Voters		
Counted	Total	Percent	Ballots	Registered	Percent
119	119	100.00%	30,303	228,823	13.24%

Choice	Party	Vote by Mail		Total	
Sara Duncan		20,718	98.58%	20,718	98.58%
Misc Write-in (W)		299	1.42%	299	1.42%
	Cast Votes:	21,017	100.00%	21,017	100.00%
	Undervotes:	9,283		9,283	
	Overvotes:	3		3	

Cumulative Results Report

Official

Run Time 5:49 PM
Run Date 06/11/2026

Marion County, Oregon

Gubernatorial Primary Election

5/19/2026

Page 18

Official Results

Registered Voters
89347 of 228823 = 39.05%

Precincts Reporting
119 of 119 = 100.00%

Marion County Commissioner, Position 1 4-Year Term - Republican

Precincts			Voters		
Counted	Total	Percent	Ballots	Registered	Percent
119	119	100.00%	37,809	228,823	16.52%

Choice	Party	Vote by Mail		Total	
Kevin Cameron		24,482	98.79%	24,482	98.79%
Misc Write-in (W)		299	1.21%	299	1.21%
Cast Votes:		24,781	100.00%	24,781	100.00%
Undervotes:		13,022		13,022	
Overvotes:		6		6	

Marion County Commissioner, Position 2 4-Year Term - Democrat

Precincts			Voters		
Counted	Total	Percent	Ballots	Registered	Percent
119	119	100.00%	30,303	228,823	13.24%

Choice	Party	Vote by Mail		Total	
Maria Hinojos Pressey		20,606	98.70%	20,606	98.70%
Misc Write-in (W)		271	1.30%	271	1.30%
Cast Votes:		20,877	100.00%	20,877	100.00%
Undervotes:		9,422		9,422	
Overvotes:		4		4	

Marion County Commissioner, Position 2 4-Year Term - Republican

Precincts			Voters		
Counted	Total	Percent	Ballots	Registered	Percent
119	119	100.00%	37,809	228,823	16.52%

Choice	Party	Vote by Mail		Total	
Colm Willis		24,374	98.85%	24,374	98.85%
Misc Write-in (W)		283	1.15%	283	1.15%
Cast Votes:		24,657	100.00%	24,657	100.00%
Undervotes:		13,150		13,150	
Overvotes:		2		2	

Cumulative Results Report

Official

Run Time 5:49 PM
Run Date 06/11/2026

Marion County, Oregon

Gubernatorial Primary Election

5/19/2026

Page 19

Official Results

Registered Voters
89347 of 228823 = 39.05%
Precincts Reporting
119 of 119 = 100.00%

Commissioner of the Bureau of Labor and Industries 4-Year Term - NonPartisan

Precincts			Voters		
Counted	Total	Percent	Ballots	Registered	Percent
119	119	100.00%	89,347	228,823	39.05%

Choice	Party	Vote by Mail		Total	
Chris Lynch		29,359	44.01%	29,359	44.01%
Christina E Stephenson		36,989	55.45%	36,989	55.45%
Misc Write-in (W)		358	0.54%	358	0.54%
Cast Votes:		66,706	100.00%	66,706	100.00%
Undervotes:		22,562		22,562	
Overvotes:		79		79	

Judge of the Supreme Court, Position 4 6-Year Term - NonPartisan

Precincts			Voters		
Counted	Total	Percent	Ballots	Registered	Percent
119	119	100.00%	89,347	228,823	39.05%

Choice	Party	Vote by Mail		Total	
Christopher L Garrett		47,343	97.13%	47,343	97.13%
Misc Write-in (W)		1,399	2.87%	1,399	2.87%
Cast Votes:		48,742	100.00%	48,742	100.00%
Undervotes:		40,578		40,578	
Overvotes:		27		27	

Judge of the Court of Appeals, Position 1 6-Year Term - NonPartisan

Precincts			Voters		
Counted	Total	Percent	Ballots	Registered	Percent
119	119	100.00%	89,347	228,823	39.05%

Choice	Party	Vote by Mail		Total	
Ryan T O'Connor		46,997	97.69%	46,997	97.69%
Misc Write-in (W)		1,109	2.31%	1,109	2.31%
Cast Votes:		48,106	100.00%	48,106	100.00%
Undervotes:		41,212		41,212	
Overvotes:		29		29	

Cumulative Results Report

Official

Run Time 5:49 PM
Run Date 06/11/2026

Marion County, Oregon

Gubernatorial Primary Election

5/19/2026

Page 20

Official Results

Registered Voters
89347 of 228823 = 39.05%

Precincts Reporting
119 of 119 = 100.00%

Judge of the Court of Appeals, Position 9 6-Year Term - NonPartisan

Precincts			Voters		
Counted	Total	Percent	Ballots	Registered	Percent
119	119	100.00%	89,347	228,823	39.05%

Choice	Party	Vote by Mail		Total	
Jacqueline Kamins		46,652	97.59%	46,652	97.59%
Misc Write-in (W)		1,152	2.41%	1,152	2.41%
Cast Votes:		47,804	100.00%	47,804	100.00%
Undervotes:		41,527		41,527	
Overvotes:		16		16	

Judge of the Court of Appeals, Position 12 6-Year Term - NonPartisan

Precincts			Voters		
Counted	Total	Percent	Ballots	Registered	Percent
119	119	100.00%	89,347	228,823	39.05%

Choice	Party	Vote by Mail		Total	
Erin C Lagesen		46,754	97.70%	46,754	97.70%
Misc Write-in (W)		1,100	2.30%	1,100	2.30%
Cast Votes:		47,854	100.00%	47,854	100.00%
Undervotes:		41,459		41,459	
Overvotes:		34		34	

Judge of the Court of Appeals, Position 13 6-Year Term - NonPartisan

Precincts			Voters		
Counted	Total	Percent	Ballots	Registered	Percent
119	119	100.00%	89,347	228,823	39.05%

Choice	Party	Vote by Mail		Total	
Doug Tookey		46,448	97.71%	46,448	97.71%
Misc Write-in (W)		1,087	2.29%	1,087	2.29%
Cast Votes:		47,535	100.00%	47,535	100.00%
Undervotes:		41,777		41,777	
Overvotes:		35		35	

Cumulative Results Report

Official

Run Time 5:49 PM
Run Date 06/11/2026

Marion County, Oregon

Gubernatorial Primary Election

5/19/2026

Page 21

Official Results

Registered Voters
89347 of 228823 = 39.05%

Precincts Reporting
119 of 119 = 100.00%

Judge of the Circuit Court, 3rd District, Position 2 6-Year Term - NonPartisan

Precincts			Voters		
Counted	Total	Percent	Ballots	Registered	Percent
119	119	100.00%	89,347	228,823	39.05%

Choice	Party	Vote by Mail		Total	
Tracy A Prall		46,385	98.56%	46,385	98.56%
Misc Write-in (W)		679	1.44%	679	1.44%
Cast Votes:		47,064	100.00%	47,064	100.00%
Undervotes:		42,262		42,262	
Overvotes:		21		21	

Judge of the Circuit Court, 3rd District, Position 15 6-Year Term - NonPartisan

Precincts			Voters		
Counted	Total	Percent	Ballots	Registered	Percent
119	119	100.00%	89,347	228,823	39.05%

Choice	Party	Vote by Mail		Total	
Manuel Perez		45,691	98.43%	45,691	98.43%
Misc Write-in (W)		730	1.57%	730	1.57%
Cast Votes:		46,421	100.00%	46,421	100.00%
Undervotes:		42,887		42,887	
Overvotes:		39		39	

District Attorney, Marion County 4-Year Term - NonPartisan

Precincts			Voters		
Counted	Total	Percent	Ballots	Registered	Percent
119	119	100.00%	89,347	228,823	39.05%

Choice	Party	Vote by Mail		Total	
Brendan P Murphy		48,352	98.66%	48,352	98.66%
Misc Write-in (W)		658	1.34%	658	1.34%
Cast Votes:		49,010	100.00%	49,010	100.00%
Undervotes:		40,309		40,309	
Overvotes:		28		28	

Cumulative Results Report

Official

Run Time 5:49 PM
Run Date 06/11/2026

Marion County, Oregon

Gubernatorial Primary Election

5/19/2026

Page 22

Official Results

Registered Voters
89347 of 228823 = 39.05%

Precincts Reporting
119 of 119 = 100.00%

City of Salem, Mayor 2-Year Term - NonPartisan

Precincts			Voters		
Counted	Total	Percent	Ballots	Registered	Percent
32	32	100.00%	35,678	93,371	38.21%

Choice	Party	Vote by Mail		Total	
Julie Hoy		14,128	42.56%	14,128	42.56%
Vanessa Nordyke		18,917	56.99%	18,917	56.99%
Misc Write-in (W)		150	0.45%	150	0.45%
Cast Votes:		33,195	100.00%	33,195	100.00%
Undervotes:		2,412		2,412	
Overvotes:		71		71	

City of Salem, Municipal Judge 4-Year Term - NonPartisan

Precincts			Voters		
Counted	Total	Percent	Ballots	Registered	Percent
32	32	100.00%	35,678	93,371	38.21%

Choice	Party	Vote by Mail		Total	
Eleanor C Beatty		18,798	98.76%	18,798	98.76%
Misc Write-in (W)		236	1.24%	236	1.24%
Cast Votes:		19,034	100.00%	19,034	100.00%
Undervotes:		16,630		16,630	
Overvotes:		14		14	

City of Salem, Councilor, Ward 2 4-Year Term - NonPartisan

Precincts			Voters		
Counted	Total	Percent	Ballots	Registered	Percent
7	7	100.00%	4,158	11,377	36.55%

Choice	Party	Vote by Mail		Total	
Manny Martinez		1,374	37.08%	1,374	37.08%
Linda Nishioka		2,321	62.63%	2,321	62.63%
Misc Write-in (W)		11	0.30%	11	0.30%
Cast Votes:		3,706	100.00%	3,706	100.00%
Undervotes:		446		446	
Overvotes:		6		6	

Cumulative Results Report

Official

Run Time 5:49 PM
Run Date 06/11/2026

Marion County, Oregon

Gubernatorial Primary Election

5/19/2026

Page 23

Official Results

Registered Voters
89347 of 228823 = 39.05%

Precincts Reporting
119 of 119 = 100.00%

City of Salem, Councilor, Ward 4 4-Year Term - NonPartisan

Precincts			Voters		
Counted	Total	Percent	Ballots	Registered	Percent
4	4	100.00%	7,309	16,128	45.32%

Choice	Party	Vote by Mail		Total	
Deanna Gwyn		2,846	46.45%	2,846	46.45%
David Inbody		3,261	53.22%	3,261	53.22%
Misc Write-in (W)		20	0.33%	20	0.33%
Cast Votes:		6,127	100.00%	6,127	100.00%
Undervotes:		1,176		1,176	
Overvotes:		6		6	

City of Salem, Councilor, Ward 6 4-Year Term - NonPartisan

Precincts			Voters		
Counted	Total	Percent	Ballots	Registered	Percent
3	3	100.00%	3,264	12,360	26.41%

Choice	Party	Vote by Mail		Total	
Mai Vang		1,403	48.92%	1,403	48.92%
Betsy Vega		1,447	50.45%	1,447	50.45%
Misc Write-in (W)		18	0.63%	18	0.63%
Cast Votes:		2,868	100.00%	2,868	100.00%
Undervotes:		390		390	
Overvotes:		6		6	

State Measure 120 - NonPartisan

Precincts			Voters		
Counted	Total	Percent	Ballots	Registered	Percent
119	119	100.00%	89,347	228,823	39.05%

Choice	Party	Vote by Mail		Total	
YES		12,874	14.89%	12,874	14.89%
NO		73,562	85.11%	73,562	85.11%
Cast Votes:		86,436	100.00%	86,436	100.00%
Undervotes:		2,851		2,851	
Overvotes:		60		60	

Cumulative Results Report

Marion County, Oregon

Official Results

Official

Gubernatorial Primary Election

Registered Voters

89347 of 228823 = 39.05%

Precincts Reporting

119 of 119 = 100.00%

Run Time 5:49 PM

5/19/2026

Run Date 06/11/2026

Page 24

24-518 - City of Stayton - NonPartisan

Precincts			Voters		
Counted	Total	Percent	Ballots	Registered	Percent
1	1	100.00%	2,583	5,984	43.17%

Choice	Party	Vote by Mail		Total	
YES		1,081	43.22%	1,081	43.22%
NO		1,420	56.78%	1,420	56.78%
Cast Votes:		2,501	100.00%	2,501	100.00%
Undervotes:		78		78	
Overvotes:		4		4	

24-519 - City of Stayton - NonPartisan

Precincts			Voters		
Counted	Total	Percent	Ballots	Registered	Percent
1	1	100.00%	2,583	5,984	43.17%

Choice	Party	Vote by Mail		Total	
YES		1,230	52.50%	1,230	52.50%
NO		1,113	47.50%	1,113	47.50%
Cast Votes:		2,343	100.00%	2,343	100.00%
Undervotes:		238		238	
Overvotes:		2		2	

24-522 - City of Woodburn - NonPartisan

Precincts			Voters		
Counted	Total	Percent	Ballots	Registered	Percent
7	7	100.00%	4,796	15,474	30.99%

Choice	Party	Vote by Mail		Total	
YES		1,690	36.34%	1,690	36.34%
NO		2,960	63.66%	2,960	63.66%
Cast Votes:		4,650	100.00%	4,650	100.00%
Undervotes:		141		141	
Overvotes:		5		5	

Cumulative Results Report

Marion County, Oregon

Official Results

Official

Gubernatorial Primary Election

Registered Voters

89347 of 228823 = 39.05%

Run Time 5:49 PM
Run Date 06/11/2026

5/19/2026

Page 25

Precincts Reporting

119 of 119 = 100.00%

24-520 - Woodburn Fire District #6 - NonPartisan

Precincts			Voters		
Counted	Total	Percent	Ballots	Registered	Percent
14	14	100.00%	6,383	20,426	31.25%

Choice	Party	Vote by Mail		Total	
YES		2,685	43.72%	2,685	43.72%
NO		3,456	56.28%	3,456	56.28%
Cast Votes:		6,141	100.00%	6,141	100.00%
Undervotes:		235		235	
Overvotes:		7		7	

24-521 - Stayton Fire District - NonPartisan

Precincts			Voters		
Counted	Total	Percent	Ballots	Registered	Percent
7	7	100.00%	3,878	8,800	44.07%

Choice	Party	Vote by Mail		Total	
YES		1,795	47.94%	1,795	47.94%
NO		1,949	52.06%	1,949	52.06%
Cast Votes:		3,744	100.00%	3,744	100.00%
Undervotes:		133		133	
Overvotes:		1		1	

24-524 - Cascade School District 5 - NonPartisan

Precincts			Voters		
Counted	Total	Percent	Ballots	Registered	Percent
13	13	100.00%	6,025	12,354	48.77%

Choice	Party	Vote by Mail		Total	
YES		3,084	52.82%	3,084	52.82%
NO		2,755	47.18%	2,755	47.18%
Cast Votes:		5,839	100.00%	5,839	100.00%
Undervotes:		180		180	
Overvotes:		6		6	

Cumulative Results Report

Official

Run Time
Run Date

5:49 PM
06/11/2026

Marion County, Oregon

Gubernatorial Primary Election

5/19/2026
Page 26

Official Results

Registered Voters
89347 of 228823 = 39.05%
Precincts Reporting
119 of 119 = 100.00%

24-523 - Sublimity Rural Fire Protection District - NonPartisan

Precincts			Voters		
Counted	Total	Percent	Ballots	Registered	Percent
6	6	100.00%	1,945	3,858	50.41%

Choice	Party	Vote by Mail		Total	
YES		1,126	60.31%	1,126	60.31%
NO		741	39.69%	741	39.69%
Cast Votes:		1,867	100.00%	1,867	100.00%
Undervotes:		78		78	
Overvotes:		0		0	

Precinct 310 2-Year Term - Democrat

Precincts			Voters		
Counted	Total	Percent	Ballots	Registered	Percent
1	1	100.00%	946	5,592	16.92%

Choice	Party	Vote by Mail		Total	
Meliah Masiba		281	10.02%	281	10.02%
Sabbath Rain Mikelson		279	9.95%	279	9.95%
Suzan Nuri		278	9.91%	278	9.91%
Dan Sisken		265	9.45%	265	9.45%
Isaak C Stapleton		299	10.66%	299	10.66%
Virginia C Stapleton		447	15.94%	447	15.94%
Chris Stuckart		261	9.30%	261	9.30%
Spencer Rosenau		271	9.66%	271	9.66%
Ray L Quisenberry		297	10.59%	297	10.59%
Blake J Bilyeu (W)		2	0.07%	2	0.07%
Crystal G Zoodsma (W)		2	0.07%	2	0.07%
Daniel A Perin (W)		2	0.07%	2	0.07%
Emilee M Kerper (W)		2	0.07%	2	0.07%
Joshua J Holdaway (W)		2	0.07%	2	0.07%
June M Hickerson (W)		2	0.07%	2	0.07%
Linda M Smith (W)		1	0.04%	1	0.04%
Linda Nishioka (W)		2	0.07%	2	0.07%
Mark Henry (W)		51	1.82%	51	1.82%
Misc Write-in (W)		2	0.07%	2	0.07%
Misc Write-in 10 (W)		2	0.07%	2	0.07%
Misc Write-in 11 (W)		2	0.07%	2	0.07%
Misc Write-in 12 (W)		2	0.07%	2	0.07%
Misc Write-in 13 (W)		4	0.14%	4	0.14%

Cumulative Results Report

Official

Run Time 5:49 PM
Run Date 06/11/2026

Marion County, Oregon

Gubernatorial Primary Election

5/19/2026
Page 27

Official Results

Registered Voters
89347 of 228823 = 39.05%

Precincts Reporting
119 of 119 = 100.00%

Precinct 310 2-Year Term - Democrat

Precincts			Voters		
Counted	Total	Percent	Ballots	Registered	Percent
1	1	100.00%	946	5,592	16.92%

Choice	Party	Vote by Mail		Total	
Misc Write-in 14 (W)		2	0.07%	2	0.07%
Misc Write-in 15 (W)		0	0.00%	0	0.00%
Misc Write-in 16 (W)		0	0.00%	0	0.00%
Misc Write-in 17 (W)		0	0.00%	0	0.00%
Misc Write-in 18 (W)		0	0.00%	0	0.00%
Misc Write-in 19 (W)		16	0.57%	16	0.57%
Misc Write-in 2 (W)		0	0.00%	0	0.00%
Misc Write-in 20 (W)		0	0.00%	0	0.00%
Misc Write-in 21 (W)		0	0.00%	0	0.00%
Misc Write-in 22 (W)		10	0.36%	10	0.36%
Misc Write-in 3 (W)		5	0.18%	5	0.18%
Misc Write-in 4 (W)		4	0.14%	4	0.14%
Misc Write-in 5 (W)		3	0.11%	3	0.11%
Misc Write-in 6 (W)		5	0.18%	5	0.18%
Misc Write-in 7 (W)		2	0.07%	2	0.07%
Misc Write-in 8 (W)		2	0.07%	2	0.07%
Misc Write-in 9 (W)		0	0.00%	0	0.00%
Priscilla Lopez (W)		0	0.00%	0	0.00%
Sean K Shortes (W)		0	0.00%	0	0.00%
Shawna D Sexton (W)		0	0.00%	0	0.00%
Teri S Alexander (W)		0	0.00%	0	0.00%
Cast Votes:		2,805	100.00%	2,805	100.00%
Undervotes:		17,963		17,963	
Overvotes:		2		2	

Cumulative Results Report

Official

Run Time 5:49 PM
Run Date 06/11/2026

Marion County, Oregon

Gubernatorial Primary Election

5/19/2026

Page 28

Official Results

Registered Voters
89347 of 228823 = 39.05%

Precincts Reporting
119 of 119 = 100.00%

Precinct 310 2-Year Term - Republican

Precincts			Voters		
Counted	Total	Percent	Ballots	Registered	Percent
1	1	100.00%	427	5,592	7.64%

Choice	Party	Vote by Mail		Total	
Carol DeCoursey		108	15.52%	108	15.52%
Mark DeCoursey		111	15.95%	111	15.95%
Hayley Schulz		98	14.08%	98	14.08%
Kurt Stadel		121	17.39%	121	17.39%
Art Stevenson		107	15.37%	107	15.37%
Linda Renner		109	15.66%	109	15.66%
Misc Write-in (W)		21	3.02%	21	3.02%
Misc Write-in 10 (W)		1	0.14%	1	0.14%
Misc Write-in 11 (W)		1	0.14%	1	0.14%
Misc Write-in 2 (W)		5	0.72%	5	0.72%
Misc Write-in 3 (W)		3	0.43%	3	0.43%
Misc Write-in 4 (W)		2	0.29%	2	0.29%
Misc Write-in 5 (W)		2	0.29%	2	0.29%
Misc Write-in 6 (W)		2	0.29%	2	0.29%
Misc Write-in 7 (W)		2	0.29%	2	0.29%
Misc Write-in 8 (W)		2	0.29%	2	0.29%
Misc Write-in 9 (W)		1	0.14%	1	0.14%
Travis Schulz (W)		0	0.00%	0	0.00%
Cast Votes:		696	100.00%	696	100.00%
Undervotes:		8,698		8,698	
Overvotes:		0		0	

Cumulative Results Report

Official

Run Time 5:49 PM
Run Date 06/11/2026

Marion County, Oregon

Gubernatorial Primary Election

5/19/2026

Page 29

Official Results

Registered Voters
89347 of 228823 = 39.05%

Precincts Reporting
119 of 119 = 100.00%

Precinct 311 2-Year Term - Democrat

Precincts			Voters		
Counted	Total	Percent	Ballots	Registered	Percent
1	1	100.00%	97	334	29.04%

Choice	Party	Vote by Mail		Total	
Leslie Lloyd (W)		0	0.00%	0	0.00%
Misc Write-in (W)		5	71.43%	5	71.43%
Misc Write-in 2 (W)		2	28.57%	2	28.57%
Zachary D Hull (W)		0	0.00%	0	0.00%
Cast Votes:		7	100.00%	7	100.00%
Undervotes:		187		187	
Overvotes:		0		0	

Precinct 311 2-Year Term - Republican

Precincts			Voters		
Counted	Total	Percent	Ballots	Registered	Percent
1	1	100.00%	23	334	6.89%

Choice	Party	Vote by Mail		Total	
Misc Write-in (W)		3	100.00%	3	100.00%
Cast Votes:		3	100.00%	3	100.00%
Undervotes:		43		43	
Overvotes:		0		0	

Precinct 312 2-Year Term - Democrat

Precincts			Voters		
Counted	Total	Percent	Ballots	Registered	Percent
1	1	100.00%	113	421	26.84%

Choice	Party	Vote by Mail		Total	
Margaret Stephens		68	50.00%	68	50.00%
Susan D Watkins		67	49.26%	67	49.26%
Misc Write-in (W)		1	0.74%	1	0.74%
Misc Write-in 2 (W)		0	0.00%	0	0.00%
Cast Votes:		136	100.00%	136	100.00%
Undervotes:		90		90	
Overvotes:		0		0	

Cumulative Results Report

Marion County, Oregon

Official Results

Official

Gubernatorial Primary Election

Registered Voters
89347 of 228823 = 39.05%
Precincts Reporting
119 of 119 = 100.00%

Run Time 5:49 PM
Run Date 06/11/2026

5/19/2026
Page 30

Precinct 312 2-Year Term - Republican

Precincts			Voters		
Counted	Total	Percent	Ballots	Registered	Percent
1	1	100.00%	48	421	11.40%

Choice	Party	Vote by Mail		Total	
Misc Write-in (W)		1	100.00%	1	100.00%
	Cast Votes:	1	100.00%	1	100.00%
	Undervotes:	95		95	
	Overvotes:	0		0	

Precinct 313 2-Year Term - Democrat

Precincts			Voters		
Counted	Total	Percent	Ballots	Registered	Percent
1	1	100.00%	0	0	0.00%

Choice	Party	Vote by Mail		Total	
Misc Write-in (W)		0	0.00%	0	0.00%
	Cast Votes:	0	0.00%	0	0.00%
	Undervotes:	0		0	
	Overvotes:	0		0	

Precinct 313 2-Year Term - Republican

Precincts			Voters		
Counted	Total	Percent	Ballots	Registered	Percent
1	1	100.00%	0	0	0.00%

Choice	Party	Vote by Mail		Total	
Misc Write-in (W)		0	0.00%	0	0.00%
	Cast Votes:	0	0.00%	0	0.00%
	Undervotes:	0		0	
	Overvotes:	0		0	

Precinct 314 2-Year Term - Democrat

Precincts			Voters		
Counted	Total	Percent	Ballots	Registered	Percent
1	1	100.00%	958	4,058	23.61%

Choice	Party	Vote by Mail		Total	
Cindy Kimball		387	24.48%	387	24.48%

Cumulative Results Report

Marion County, Oregon

Official Results

Official

Gubernatorial Primary Election

Registered Voters
89347 of 228823 = 39.05%

Precincts Reporting
119 of 119 = 100.00%

Run Time 5:49 PM
Run Date 06/11/2026

5/19/2026

Page 31

Precinct 314 2-Year Term - Democrat

Precincts			Voters		
Counted	Total	Percent	Ballots	Registered	Percent
1	1	100.00%	958	4,058	23.61%

Choice	Party	Vote by Mail		Total	
Nan Baker-Krofft		335	21.19%	335	21.19%
Mary Susan Moore		339	21.44%	339	21.44%
Mary Ann Phillips		338	21.38%	338	21.38%
Adrian A Lewis (W)		2	0.13%	2	0.13%
Benjamin Hynes-Stone (W)		2	0.13%	2	0.13%
Chloe A Elliott (W)		2	0.13%	2	0.13%
David E Early (W)		2	0.13%	2	0.13%
Joel B Piatt (W)		2	0.13%	2	0.13%
Karen A Kumley (W)		2	0.13%	2	0.13%
Katrina L Rudnicki (W)		2	0.13%	2	0.13%
Kristi L Korfanta-Harris (W)		2	0.13%	2	0.13%
Melody L Wheeler (W)		2	0.13%	2	0.13%
Misc Write-in (W)		54	3.42%	54	3.42%
Misc Write-in 10 (W)		5	0.32%	5	0.32%
Misc Write-in 11 (W)		5	0.32%	5	0.32%
Misc Write-in 12 (W)		5	0.32%	5	0.32%
Misc Write-in 13 (W)		3	0.19%	3	0.19%
Misc Write-in 14 (W)		3	0.19%	3	0.19%
Misc Write-in 15 (W)		3	0.19%	3	0.19%
Misc Write-in 16 (W)		2	0.13%	2	0.13%
Misc Write-in 2 (W)		21	1.33%	21	1.33%
Misc Write-in 3 (W)		15	0.95%	15	0.95%
Misc Write-in 4 (W)		13	0.82%	13	0.82%
Misc Write-in 5 (W)		8	0.51%	8	0.51%
Misc Write-in 6 (W)		6	0.38%	6	0.38%
Misc Write-in 7 (W)		5	0.32%	5	0.32%
Misc Write-in 8 (W)		5	0.32%	5	0.32%
Misc Write-in 9 (W)		5	0.32%	5	0.32%
Mitchel I Knight (W)		2	0.13%	2	0.13%
Robert K Herman (W)		2	0.13%	2	0.13%
Stephanie B Lenox (W)		2	0.13%	2	0.13%
Cast Votes:		1,581	100.00%	1,581	100.00%
Undervotes:		13,715		13,715	
Overvotes:		2		2	

Cumulative Results Report

Official

Run Time 5:49 PM
Run Date 06/11/2026

Marion County, Oregon

Gubernatorial Primary Election

5/19/2026

Page 32

Official Results

Registered Voters
89347 of 228823 = 39.05%

Precincts Reporting
119 of 119 = 100.00%

Precinct 314 2-Year Term - Republican

Precincts			Voters		
Counted	Total	Percent	Ballots	Registered	Percent
1	1	100.00%	368	4,058	9.07%

Choice	Party	Vote by Mail		Total	
Jacob Drew Vandever		100	21.05%	100	21.05%
Kevin L Mannix		233	49.05%	233	49.05%
Gerald Lindsey		97	20.42%	97	20.42%
Misc Write-in (W)		18	3.79%	18	3.79%
Misc Write-in 10 (W)		1	0.21%	1	0.21%
Misc Write-in 11 (W)		1	0.21%	1	0.21%
Misc Write-in 12 (W)		0	0.00%	0	0.00%
Misc Write-in 2 (W)		7	1.47%	7	1.47%
Misc Write-in 3 (W)		6	1.26%	6	1.26%
Misc Write-in 4 (W)		4	0.84%	4	0.84%
Misc Write-in 5 (W)		3	0.63%	3	0.63%
Misc Write-in 6 (W)		2	0.42%	2	0.42%
Misc Write-in 7 (W)		1	0.21%	1	0.21%
Misc Write-in 8 (W)		1	0.21%	1	0.21%
Misc Write-in 9 (W)		1	0.21%	1	0.21%
Cast Votes:		475	100.00%	475	100.00%
Undervotes:		5,413		5,413	
Overvotes:		0		0	

Precinct 320 2-Year Term - Democrat

Precincts			Voters		
Counted	Total	Percent	Ballots	Registered	Percent
1	1	100.00%	78	781	9.99%

Choice	Party	Vote by Mail		Total	
Aimee K Fritsch (W)		0	0.00%	0	0.00%
Jemima G Tunison (W)		0	0.00%	0	0.00%
Lorenzo Guzman (W)		0	0.00%	0	0.00%
Misc Write-in (W)		3	100.00%	3	100.00%
Misc Write-in 2 (W)		0	0.00%	0	0.00%
Misc Write-in 3 (W)		0	0.00%	0	0.00%
Cast Votes:		3	100.00%	3	100.00%
Undervotes:		231		231	
Overvotes:		0		0	

Cumulative Results Report

Official

Run Time
Run Date

5:49 PM
06/11/2026

Marion County, Oregon

Gubernatorial Primary Election

5/19/2026

Page 33

Official Results

Registered Voters
89347 of 228823 = 39.05%

Precincts Reporting
119 of 119 = 100.00%

Precinct 320 2-Year Term - Republican

Precincts			Voters		
Counted	Total	Percent	Ballots	Registered	Percent
1	1	100.00%	80	781	10.24%

Choice	Party	Vote by Mail		Total	
Joe Baley		42	87.50%	42	87.50%
Misc Write-in (W)		6	12.50%	6	12.50%
Cast Votes:		48	100.00%	48	100.00%
Undervotes:		192		192	
Overvotes:		0		0	

Precinct 321 2-Year Term - Democrat

Precincts			Voters		
Counted	Total	Percent	Ballots	Registered	Percent
1	1	100.00%	355	2,371	14.97%

Choice	Party	Vote by Mail		Total	
Angelo Arredondo		153	25.50%	153	25.50%
G Sue Kurvink		130	21.67%	130	21.67%
Amanda Deyerle-Olney		140	23.33%	140	23.33%
Lawrence A Ramsay		131	21.83%	131	21.83%
Alison J Rudd (W)		2	0.33%	2	0.33%
Kenneth R Ballew-Renfro (W)		2	0.33%	2	0.33%
Mark R Rhodes (W)		2	0.33%	2	0.33%
Misc Write-in (W)		15	2.50%	15	2.50%
Misc Write-in 10 (W)		0	0.00%	0	0.00%
Misc Write-in 2 (W)		7	1.17%	7	1.17%
Misc Write-in 3 (W)		5	0.83%	5	0.83%
Misc Write-in 4 (W)		3	0.50%	3	0.50%
Misc Write-in 5 (W)		3	0.50%	3	0.50%
Misc Write-in 6 (W)		3	0.50%	3	0.50%
Misc Write-in 7 (W)		0	0.00%	0	0.00%
Misc Write-in 8 (W)		0	0.00%	0	0.00%
Misc Write-in 9 (W)		0	0.00%	0	0.00%
Misc Write-in 9 (W)		2	0.33%	2	0.33%
Misty R Sutton (W)		2	0.33%	2	0.33%
Samuel C Tenney (W)		2	0.33%	2	0.33%
Cast Votes:		600	100.00%	600	100.00%
Undervotes:		2,950		2,950	
Overvotes:		0		0	

Cumulative Results Report

Official

Run Time 5:49 PM
Run Date 06/11/2026

Marion County, Oregon

Gubernatorial Primary Election

5/19/2026

Page 34

Official Results

Registered Voters
89347 of 228823 = 39.05%

Precincts Reporting
119 of 119 = 100.00%

Precinct 321 2-Year Term - Republican

Precincts			Voters		
Counted	Total	Percent	Ballots	Registered	Percent
1	1	100.00%	119	2,371	5.02%

Choice	Party	Vote by Mail		Total	
Misc Write-in (W)		8	80.00%	8	80.00%
Misc Write-in 2 (W)		2	20.00%	2	20.00%
	Cast Votes:	10	100.00%	10	100.00%
	Undervotes:	1,180		1,180	
	Overvotes:	0		0	

Cumulative Results Report

Marion County, Oregon

Official Results

Official

Gubernatorial Primary Election

Registered Voters

89347 of 228823 = 39.05%

Precincts Reporting

119 of 119 = 100.00%

Run Time 5:49 PM
Run Date 06/11/2026

5/19/2026

Page 35

Precinct 322 2-Year Term - Democrat

Precincts			Voters		
Counted	Total	Percent	Ballots	Registered	Percent
1	1	100.00%	346	3,576	9.68%

Choice	Party	Vote by Mail		Total	
Paige Barton		166	92.74%	166	92.74%
Christopher Mc Gehee (W)		0	0.00%	0	0.00%
Douglas M Knuth (W)		0	0.00%	0	0.00%
Jordan T Tibbot (W)		0	0.00%	0	0.00%
Kristie M Feldt (W)		0	0.00%	0	0.00%
Michael W Lorenzen (W)		0	0.00%	0	0.00%
Misc Write-in (W)		9	5.03%	9	5.03%
Misc Write-in 10 (W)		0	0.00%	0	0.00%
Misc Write-in 11 (W)		0	0.00%	0	0.00%
Misc Write-in 12 (W)		0	0.00%	0	0.00%
Misc Write-in 13 (W)		0	0.00%	0	0.00%
Misc Write-in 14 (W)		0	0.00%	0	0.00%
Misc Write-in 15 (W)		0	0.00%	0	0.00%
Misc Write-in 2 (W)		3	1.68%	3	1.68%
Misc Write-in 3 (W)		1	0.56%	1	0.56%
Misc Write-in 4 (W)		0	0.00%	0	0.00%
Misc Write-in 5 (W)		0	0.00%	0	0.00%
Misc Write-in 6 (W)		0	0.00%	0	0.00%
Misc Write-in 7 (W)		0	0.00%	0	0.00%
Misc Write-in 8 (W)		0	0.00%	0	0.00%
Misc Write-in 9 (W)		0	0.00%	0	0.00%
Tamlyn W Hughes (W)		0	0.00%	0	0.00%
Cast Votes:		179	100.00%	179	100.00%
Undervotes:		4,981		4,981	
Overvotes:		2		2	

Cumulative Results Report

Official

Run Time 5:49 PM

Run Date 06/11/2026

Marion County, Oregon

Gubernatorial Primary Election

5/19/2026

Page 36

Official Results

Registered Voters

89347 of 228823 = 39.05%

Precincts Reporting

119 of 119 = 100.00%

Precinct 322 2-Year Term - Republican

Precincts			Voters		
Counted	Total	Percent	Ballots	Registered	Percent
1	1	100.00%	301	3,576	8.42%

Choice	Party	Vote by Mail		Total	
Julie Herschbach		81	36.65%	81	36.65%
Mike Slagle		133	60.18%	133	60.18%
Misc Write-in (W)		6	2.71%	6	2.71%
Misc Write-in 2 (W)		1	0.45%	1	0.45%
Cast Votes:		221	100.00%	221	100.00%
Undervotes:		4,294		4,294	
Overvotes:		0		0	

Cumulative Results Report

Marion County, Oregon

Official Results

Official

Gubernatorial Primary Election

Registered Voters

89347 of 228823 = 39.05%

Run Time 5:49 PM

5/19/2026

Precincts Reporting

119 of 119 = 100.00%

Run Date 06/11/2026

Page 37

Precinct 323 2-Year Term - Democrat

Precincts			Voters		
Counted	Total	Percent	Ballots	Registered	Percent
1	1	100.00%	1,146	4,084	28.06%

Choice	Party	Vote by Mail		Total	
Linda Jayne Garland		395	9.28%	395	9.28%
Marcia Kelley		439	10.31%	439	10.31%
Robin G Olsen		386	9.07%	386	9.07%
Anita J Owen		417	9.79%	417	9.79%
Victor Dodier		436	10.24%	436	10.24%
Evan Manvel		416	9.77%	416	9.77%
Linda Nishioka		664	15.59%	664	15.59%
William LaDuca		392	9.21%	392	9.21%
Jim Schepke		504	11.84%	504	11.84%
Aaron J Strahl (W)		3	0.07%	3	0.07%
Andrea C Tharp (W)		3	0.07%	3	0.07%
Avril S Carrillo (W)		3	0.07%	3	0.07%
Colleen C Hudgins (W)		1	0.02%	1	0.02%
Jack R Haggard (W)		1	0.02%	1	0.02%
Misc Write-in (W)		86	2.02%	86	2.02%
Misc Write-in 2 (W)		32	0.75%	32	0.75%
Misc Write-in 3 (W)		20	0.47%	20	0.47%
Misc Write-in 4 (W)		12	0.28%	12	0.28%
Misc Write-in 5 (W)		13	0.31%	13	0.31%
Misc Write-in 6 (W)		12	0.28%	12	0.28%
Misc Write-in 7 (W)		9	0.21%	9	0.21%
Misc Write-in 8 (W)		9	0.21%	9	0.21%
Misc Write-in 9 (W)		1	0.02%	1	0.02%
Scott L Nadelson (W)		3	0.07%	3	0.07%
Shirley W Reams (W)		1	0.02%	1	0.02%
Cast Votes:		4,258	100.00%	4,258	100.00%
Undervotes:		15,139		15,139	
Overvotes:		5		5	

Cumulative Results Report

Official

Run Time
Run Date

5:49 PM
06/11/2026

Marion County, Oregon

Gubernatorial Primary Election

5/19/2026

Page 38

Official Results

Registered Voters
89347 of 228823 = 39.05%

Precincts Reporting
119 of 119 = 100.00%

Precinct 323 2-Year Term - Republican

Precincts			Voters		
Counted	Total	Percent	Ballots	Registered	Percent
1	1	100.00%	410	4,084	10.04%

Choice	Party	Vote by Mail		Total	
Bob Koreski		106	27.82%	106	27.82%
Conrad J Herold		107	28.08%	107	28.08%
Dru Draper		131	34.38%	131	34.38%
Misc Write-in (W)		14	3.67%	14	3.67%
Misc Write-in 10 (W)		1	0.26%	1	0.26%
Misc Write-in 11 (W)		1	0.26%	1	0.26%
Misc Write-in 12 (W)		1	0.26%	1	0.26%
Misc Write-in 13 (W)		4	1.05%	4	1.05%
Misc Write-in 2 (W)		4	1.05%	4	1.05%
Misc Write-in 3 (W)		2	0.52%	2	0.52%
Misc Write-in 4 (W)		2	0.52%	2	0.52%
Misc Write-in 5 (W)		2	0.52%	2	0.52%
Misc Write-in 6 (W)		2	0.52%	2	0.52%
Misc Write-in 7 (W)		2	0.52%	2	0.52%
Misc Write-in 8 (W)		2	0.52%	2	0.52%
Misc Write-in 9 (W)		1	0.26%	1	0.26%
Cast Votes:		381	100.00%	381	100.00%
Undervotes:		6,589		6,589	
Overvotes:		0		0	

Precinct 324 2-Year Term - Democrat

Precincts			Voters		
Counted	Total	Percent	Ballots	Registered	Percent
1	1	100.00%	15	167	8.98%

Choice	Party	Vote by Mail		Total	
Misc Write-in (W)		2	50.00%	2	50.00%
Misc Write-in 2 (W)		2	50.00%	2	50.00%
Cast Votes:		4	100.00%	4	100.00%
Undervotes:		26		26	
Overvotes:		0		0	

Cumulative Results Report

Official

Run Time 5:49 PM
Run Date 06/11/2026

Marion County, Oregon

Gubernatorial Primary Election

5/19/2026

Page 39

Official Results

Registered Voters
89347 of 228823 = 39.05%

Precincts Reporting
119 of 119 = 100.00%

Precinct 324 2-Year Term - Republican

Precincts			Voters		
Counted	Total	Percent	Ballots	Registered	Percent
1	1	100.00%	14	167	8.38%

Choice	Party	Vote by Mail		Total	
Misc Write-in (W)		0	0.00%	0	0.00%
	Cast Votes:	0	0.00%	0	0.00%
	Undervotes:	28		28	
	Overvotes:	0		0	

Precinct 325 2-Year Term - Democrat

Precincts			Voters		
Counted	Total	Percent	Ballots	Registered	Percent
1	1	100.00%	0	0	0.00%

Choice	Party	Vote by Mail		Total	
Misc Write-in (W)		0	0.00%	0	0.00%
	Cast Votes:	0	0.00%	0	0.00%
	Undervotes:	0		0	
	Overvotes:	0		0	

Precinct 325 2-Year Term - Republican

Precincts			Voters		
Counted	Total	Percent	Ballots	Registered	Percent
1	1	100.00%	0	0	0.00%

Choice	Party	Vote by Mail		Total	
Misc Write-in (W)		0	0.00%	0	0.00%
	Cast Votes:	0	0.00%	0	0.00%
	Undervotes:	0		0	
	Overvotes:	0		0	

Cumulative Results Report

Marion County, Oregon

Official Results

Official

Gubernatorial Primary Election

Registered Voters

89347 of 228823 = 39.05%

Run Time 5:49 PM

5/19/2026

Precincts Reporting

119 of 119 = 100.00%

Run Date 06/11/2026

Page 40

Precinct 326 2-Year Term - Democrat

Precincts			Voters		
Counted	Total	Percent	Ballots	Registered	Percent
1	1	100.00%	156	398	39.20%

Choice	Party	Vote by Mail		Total	
Misc Write-in (W)		9	75.00%	9	75.00%
Misc Write-in 2 (W)		3	25.00%	3	25.00%
Russell A Monk (W)		0	0.00%	0	0.00%
Sage N Barnard-Davidson (W)		0	0.00%	0	0.00%
Cast Votes:		12	100.00%	12	100.00%
Undervotes:		300		300	
Overvotes:		0		0	

Precinct 326 2-Year Term - Republican

Precincts			Voters		
Counted	Total	Percent	Ballots	Registered	Percent
1	1	100.00%	66	398	16.58%

Choice	Party	Vote by Mail		Total	
Misc Write-in (W)		4	66.67%	4	66.67%
Misc Write-in 2 (W)		2	33.33%	2	33.33%
Cast Votes:		6	100.00%	6	100.00%
Undervotes:		126		126	
Overvotes:		0		0	

Cumulative Results Report

Marion County, Oregon

Official Results

Official

Gubernatorial Primary Election

Registered Voters

89347 of 228823 = 39.05%

Run Time 5:49 PM

5/19/2026

Precincts Reporting

119 of 119 = 100.00%

Run Date 06/11/2026

Page 41

Precinct 330 2-Year Term - Democrat

Precincts			Voters		
Counted	Total	Percent	Ballots	Registered	Percent
1	1	100.00%	286	1,650	17.33%

Choice	Party	Vote by Mail		Total	
Adrienne J Dillard (W)		0	0.00%	0	0.00%
Andrew Needham (W)		1	6.67%	1	6.67%
Danielle L Gonzalez (W)		0	0.00%	0	0.00%
Denise M Barnes (W)		0	0.00%	0	0.00%
Jeanne Y Niphanprasart (W)		0	0.00%	0	0.00%
Joshua J Gardner (W)		0	0.00%	0	0.00%
Misc Write-in (W)		11	73.33%	11	73.33%
Misc Write-in 2 (W)		1	6.67%	1	6.67%
Misc Write-in 3 (W)		1	6.67%	1	6.67%
Sara L Brennan (W)		0	0.00%	0	0.00%
Stephanie Clark (W)		1	6.67%	1	6.67%
Cast Votes:		15	100.00%	15	100.00%
Undervotes:		1,701		1,701	
Overvotes:		0		0	

Precinct 330 2-Year Term - Republican

Precincts			Voters		
Counted	Total	Percent	Ballots	Registered	Percent
1	1	100.00%	194	1,650	11.76%

Choice	Party	Vote by Mail		Total	
Misc Write-in (W)		8	57.14%	8	57.14%
Misc Write-in 2 (W)		2	14.29%	2	14.29%
Misc Write-in 3 (W)		1	7.14%	1	7.14%
Misc Write-in 4 (W)		1	7.14%	1	7.14%
Misc Write-in 5 (W)		1	7.14%	1	7.14%
Misc Write-in 6 (W)		1	7.14%	1	7.14%
Cast Votes:		14	100.00%	14	100.00%
Undervotes:		1,150		1,150	
Overvotes:		0		0	

Cumulative Results Report

Official

Run Time 5:49 PM
Run Date 06/11/2026

Marion County, Oregon

Gubernatorial Primary Election

5/19/2026

Page 42

Official Results

Registered Voters
89347 of 228823 = 39.05%

Precincts Reporting
119 of 119 = 100.00%

Precinct 331 2-Year Term - Democrat

Precincts			Voters		
Counted	Total	Percent	Ballots	Registered	Percent
1	1	100.00%	699	3,951	17.69%

Choice	Party	Vote by Mail		Total	
Rick Hartwig		298	44.48%	298	44.48%
Eileen Tanner		328	48.96%	328	48.96%
Anna M Hardin (W)		2	0.30%	2	0.30%
Brandye K Rqwles-Beckford (W)		2	0.30%	2	0.30%
Carey E Uhlenkott (W)		2	0.30%	2	0.30%
Elizabeth A Shelton (W)		2	0.30%	2	0.30%
Jonathon I Lane (W)		2	0.30%	2	0.30%
Karlynn A Wierer (W)		2	0.30%	2	0.30%
Marina V Gentle (W)		2	0.30%	2	0.30%
Misc Write-in (W)		12	1.79%	12	1.79%
Misc Write-in 10 (W)		0	0.00%	0	0.00%
Misc Write-in 11 (W)		0	0.00%	0	0.00%
Misc Write-in 12 (W)		0	0.00%	0	0.00%
Misc Write-in 13 (W)		0	0.00%	0	0.00%
Misc Write-in 2 (W)		2	0.30%	2	0.30%
Misc Write-in 3 (W)		1	0.15%	1	0.15%
Misc Write-in 4 (W)		1	0.15%	1	0.15%
Misc Write-in 5 (W)		1	0.15%	1	0.15%
Misc Write-in 6 (W)		1	0.15%	1	0.15%
Misc Write-in 7 (W)		0	0.00%	0	0.00%
Misc Write-in 8 (W)		0	0.00%	0	0.00%
Misc Write-in 9 (W)		0	0.00%	0	0.00%
Olivia A Galvez (W)		2	0.30%	2	0.30%
Park W Shaffer (W)		2	0.30%	2	0.30%
Sandra A Clouser (W)		2	0.30%	2	0.30%
Sarah L Ferrise (W)		2	0.30%	2	0.30%
Suzanne K Taylor (W)		2	0.30%	2	0.30%
Tabitha G Drago (W)		2	0.30%	2	0.30%
Cast Votes:		670	100.00%	670	100.00%
Undervotes:		10,514		10,514	
Overvotes:		0		0	

Cumulative Results Report

Official

Run Time 5:49 PM
Run Date 06/11/2026

Marion County, Oregon

Gubernatorial Primary Election

5/19/2026

Page 43

Official Results

Registered Voters
89347 of 228823 = 39.05%

Precincts Reporting
119 of 119 = 100.00%

Precinct 331 2-Year Term - Republican

Precincts			Voters		
Counted	Total	Percent	Ballots	Registered	Percent
1	1	100.00%	614	3,951	15.54%

Choice	Party	Vote by Mail		Total	
Chaille K Shipps		205	44.09%	205	44.09%
David W Turner		241	51.83%	241	51.83%
Misc Write-in (W)		14	3.01%	14	3.01%
Misc Write-in 2 (W)		4	0.86%	4	0.86%
Misc Write-in 3 (W)		1	0.22%	1	0.22%
Cast Votes:		465	100.00%	465	100.00%
Undervotes:		9,343		9,343	
Overvotes:		1		1	

Precinct 332 2-Year Term - Democrat

Precincts			Voters		
Counted	Total	Percent	Ballots	Registered	Percent
1	1	100.00%	1,339	7,192	18.62%

Choice	Party	Vote by Mail		Total	
Sara Duncan		648	26.73%	648	26.73%
Kirk Leonard		498	20.54%	498	20.54%
Nathan Soltz		533	21.99%	533	21.99%
McKenzie Worthington		507	20.92%	507	20.92%
Allison L Ogrady (W)		4	0.17%	4	0.17%
Amy M Magee (W)		4	0.17%	4	0.17%
Benjamin M Dochoda (W)		4	0.17%	4	0.17%
Benny B Worley (W)		2	0.08%	2	0.08%
Chelsey M Bollinger (W)		3	0.12%	3	0.12%
Christopher Elbert (W)		4	0.17%	4	0.17%
Dana L Frenchko (W)		3	0.12%	3	0.12%
Deborah S Sword (W)		4	0.17%	4	0.17%
Debra A Hunt (W)		4	0.17%	4	0.17%
Gary M Rierson (W)		4	0.17%	4	0.17%
Jean U Johnston (W)		4	0.17%	4	0.17%
Jennifer L Parks (W)		4	0.17%	4	0.17%
Karasi B Mills (W)		4	0.17%	4	0.17%
Kathy L Wells (W)		3	0.12%	3	0.12%
Krystal A Tilghman (W)		4	0.17%	4	0.17%
Leah A Pepin (W)		4	0.17%	4	0.17%

Cumulative Results Report

Official

Run Time
Run Date

5:49 PM
06/11/2026

Marion County, Oregon

Gubernatorial Primary Election

5/19/2026
Page 44

Official Results

Registered Voters
89347 of 228823 = 39.05%
Precincts Reporting
119 of 119 = 100.00%

Precinct 332 2-Year Term - Democrat

Precincts			Voters		
Counted	Total	Percent	Ballots	Registered	Percent
1	1	100.00%	1,339	7,192	18.62%

Choice	Party	Vote by Mail		Total	
Lisa A Schachter (W)		3	0.12%	3	0.12%
Mary Ellen Scofield (W)		4	0.17%	4	0.17%
Melissa A Meeks (W)		4	0.17%	4	0.17%
Melissa M O'Shea (W)		4	0.17%	4	0.17%
Michael S Newby (W)		4	0.17%	4	0.17%
Misc Write-in (W)		56	2.31%	56	2.31%
Misc Write-in 10 (W)		2	0.08%	2	0.08%
Misc Write-in 11 (W)		2	0.08%	2	0.08%
Misc Write-in 12 (W)		2	0.08%	2	0.08%
Misc Write-in 13 (W)		2	0.08%	2	0.08%
Misc Write-in 14 (W)		2	0.08%	2	0.08%
Misc Write-in 15 (W)		2	0.08%	2	0.08%
Misc Write-in 16 (W)		1	0.04%	1	0.04%
Misc Write-in 17 (W)		1	0.04%	1	0.04%
Misc Write-in 18 (W)		1	0.04%	1	0.04%
Misc Write-in 19 (W)		1	0.04%	1	0.04%
Misc Write-in 2 (W)		23	0.95%	23	0.95%
Misc Write-in 20 (W)		1	0.04%	1	0.04%
Misc Write-in 21 (W)		2	0.08%	2	0.08%
Misc Write-in 22 (W)		1	0.04%	1	0.04%
Misc Write-in 23 (W)		1	0.04%	1	0.04%
Misc Write-in 24 (W)		0	0.00%	0	0.00%
Misc Write-in 25 (W)		2	0.08%	2	0.08%
Misc Write-in 26 (W)		2	0.08%	2	0.08%
Misc Write-in 3 (W)		16	0.66%	16	0.66%
Misc Write-in 4 (W)		10	0.41%	10	0.41%
Misc Write-in 5 (W)		6	0.25%	6	0.25%
Misc Write-in 6 (W)		5	0.21%	5	0.21%
Misc Write-in 7 (W)		3	0.12%	3	0.12%
Misc Write-in 8 (W)		2	0.08%	2	0.08%
Misc Write-in 9 (W)		2	0.08%	2	0.08%
Paul J Stone (W)		3	0.12%	3	0.12%
Robert A Stroop (W)		1	0.04%	1	0.04%
Robert L Devoe (W)		4	0.17%	4	0.17%
Sydney R Laughlin (W)		4	0.17%	4	0.17%
		Cast Votes:	2,424 100.00%	2,424	100.00%

Cumulative Results Report

Official

Run Time 5:49 PM
Run Date 06/11/2026

Marion County, Oregon

Gubernatorial Primary Election

5/19/2026

Page 45

Official Results

Registered Voters
89347 of 228823 = 39.05%

Precincts Reporting
119 of 119 = 100.00%

Undervotes: 36,407 36,407
Overvotes: 0 0

Precinct 332 2-Year Term - Republican

Precincts			Voters		
Counted	Total	Percent	Ballots	Registered	Percent
1	1	100.00%	921	7,192	12.81%

Choice	Party	Vote by Mail		Total	
Raquel Moore-Green		382	36.49%	382	36.49%
Guenndolyn Purnell		273	26.07%	273	26.07%
William Purnell		323	30.85%	323	30.85%
Aaron Kahle (W)		0	0.00%	0	0.00%
Misc Write-in (W)		29	2.77%	29	2.77%
Misc Write-in 10 (W)		1	0.10%	1	0.10%
Misc Write-in 11 (W)		1	0.10%	1	0.10%
Misc Write-in 2 (W)		13	1.24%	13	1.24%
Misc Write-in 3 (W)		5	0.48%	5	0.48%
Misc Write-in 4 (W)		5	0.48%	5	0.48%
Misc Write-in 5 (W)		4	0.38%	4	0.38%
Misc Write-in 6 (W)		3	0.29%	3	0.29%
Misc Write-in 7 (W)		3	0.29%	3	0.29%
Misc Write-in 8 (W)		3	0.29%	3	0.29%
Misc Write-in 9 (W)		2	0.19%	2	0.19%
Cast Votes:		1,047	100.00%	1,047	100.00%
Undervotes:		25,662		25,662	
Overvotes:		0		0	

Cumulative Results Report

Marion County, Oregon

Official Results

Official

Gubernatorial Primary Election

Registered Voters
89347 of 228823 = 39.05%

Precincts Reporting
119 of 119 = 100.00%

Run Time 5:49 PM
Run Date 06/11/2026

5/19/2026

Page 46

Precinct 333 2-Year Term - Democrat

Precincts			Voters		
Counted	Total	Percent	Ballots	Registered	Percent
1	1	100.00%	206	1,772	11.63%

Choice	Party	Vote by Mail		Total	
Donna Whitman		117	94.35%	117	94.35%
Bethany A Compton (W)		0	0.00%	0	0.00%
Misc Write-in (W)		2	1.61%	2	1.61%
Misc Write-in 2 (W)		1	0.81%	1	0.81%
Misc Write-in 3 (W)		1	0.81%	1	0.81%
Misc Write-in 4 (W)		1	0.81%	1	0.81%
Misc Write-in 5 (W)		1	0.81%	1	0.81%
Misc Write-in 6 (W)		1	0.81%	1	0.81%
Sadena A Pope (W)		0	0.00%	0	0.00%
Wade P Crandall (W)		0	0.00%	0	0.00%
Cast Votes:		124	100.00%	124	100.00%
Undervotes:		1,318		1,318	
Overvotes:		0		0	

Precinct 333 2-Year Term - Republican

Precincts			Voters		
Counted	Total	Percent	Ballots	Registered	Percent
1	1	100.00%	263	1,772	14.84%

Choice	Party	Vote by Mail		Total	
Misc Write-in (W)		7	28.00%	7	28.00%
Misc Write-in 2 (W)		3	12.00%	3	12.00%
Misc Write-in 3 (W)		3	12.00%	3	12.00%
Misc Write-in 4 (W)		3	12.00%	3	12.00%
Misc Write-in 5 (W)		3	12.00%	3	12.00%
Misc Write-in 6 (W)		3	12.00%	3	12.00%
Misc Write-in 7 (W)		3	12.00%	3	12.00%
Cast Votes:		25	100.00%	25	100.00%
Undervotes:		1,816		1,816	
Overvotes:		0		0	

Cumulative Results Report

Marion County, Oregon

Official Results

Official

Gubernatorial Primary Election

Registered Voters
89347 of 228823 = 39.05%

Precincts Reporting
119 of 119 = 100.00%

Run Time 5:49 PM
Run Date 06/11/2026

5/19/2026
Page 47

Precinct 340 2-Year Term - Democrat

Precincts			Voters		
Counted	Total	Percent	Ballots	Registered	Percent
1	1	100.00%	851	5,576	15.26%

Choice	Party	Vote by Mail		Total	
Fuseini Alhassan		362	88.94%	362	88.94%
Alexander J Egger (W)		1	0.25%	1	0.25%
Brena M Lopez (W)		1	0.25%	1	0.25%
David M Miller (W)		1	0.25%	1	0.25%
Deemarie M Ramirez (W)		1	0.25%	1	0.25%
Ian G Beer (W)		1	0.25%	1	0.25%
James T Pierce (W)		1	0.25%	1	0.25%
Juan A Marin (W)		1	0.25%	1	0.25%
Julie N Ford (W)		1	0.25%	1	0.25%
Kin Tou Sit (W)		0	0.00%	0	0.00%
Matthew B Hennings (W)		1	0.25%	1	0.25%
Misc Write-in (W)		16	3.93%	16	3.93%
Misc Write-in 2 (W)		4	0.98%	4	0.98%
Misc Write-in 10 (W)		0	0.00%	0	0.00%
Misc Write-in 11 (W)		0	0.00%	0	0.00%
Misc Write-in 12 (W)		1	0.25%	1	0.25%
Misc Write-in 13 (W)		0	0.00%	0	0.00%
Misc Write-in 14 (W)		0	0.00%	0	0.00%
Misc Write-in 15 (W)		0	0.00%	0	0.00%
Misc Write-in 16 (W)		0	0.00%	0	0.00%
Misc Write-in 17 (W)		1	0.25%	1	0.25%
Misc Write-in 3 (W)		4	0.98%	4	0.98%
Misc Write-in 4 (W)		4	0.98%	4	0.98%
Misc Write-in 5 (W)		1	0.25%	1	0.25%
Misc Write-in 6 (W)		1	0.25%	1	0.25%
Misc Write-in 7 (W)		1	0.25%	1	0.25%
Misc Write-in 8 (W)		0	0.00%	0	0.00%
Misc Write-in 9 (W)		0	0.00%	0	0.00%
Monica J Karunakaran (W)		1	0.25%	1	0.25%
Ried N Oritz-Shepherd (W)		1	0.25%	1	0.25%
Steven J Anderson (W)		1	0.25%	1	0.25%
Cast Votes:		407	100.00%	407	100.00%
Undervotes:		18,315		18,315	
Overvotes:		0		0	

Cumulative Results Report

Official

Run Time 5:49 PM
Run Date 06/11/2026

Marion County, Oregon

Gubernatorial Primary Election

5/19/2026

Page 48

Official Results

Registered Voters
89347 of 228823 = 39.05%

Precincts Reporting
119 of 119 = 100.00%

Precinct 340 2-Year Term - Republican

Precincts			Voters		
Counted	Total	Percent	Ballots	Registered	Percent
1	1	100.00%	881	5,576	15.80%

Choice	Party	Vote by Mail		Total	
Dar Karner		228	24.23%	228	24.23%
Amanda Hemmer		238	25.29%	238	25.29%
Rich Lee		247	26.25%	247	26.25%
Robirda Lee		208	22.10%	208	22.10%
Misc Write-in (W)		18	1.91%	18	1.91%
Misc Write-in 2 (W)		2	0.21%	2	0.21%
Cast Votes:		941	100.00%	941	100.00%
Undervotes:		18,441		18,441	
Overvotes:		0		0	

Precinct 341 2-Year Term - Democrat

Precincts			Voters		
Counted	Total	Percent	Ballots	Registered	Percent
1	1	100.00%	333	1,803	18.47%

Choice	Party	Vote by Mail		Total	
Marianne S Silvestre (W)		3	10.34%	3	10.34%
Misc Write-in (W)		9	31.03%	9	31.03%
Misc Write-in 2 (W)		3	10.34%	3	10.34%
Misc Write-in 3 (W)		2	6.90%	2	6.90%
Misc Write-in 4 (W)		0	0.00%	0	0.00%
Misc Write-in 5 (W)		1	3.45%	1	3.45%
Misc Write-in 6 (W)		1	3.45%	1	3.45%
Misc Write-in 7 (W)		1	3.45%	1	3.45%
Nathan H Vande Burgt (W)		3	10.34%	3	10.34%
Siddharth Venkatachalam (W)		3	10.34%	3	10.34%
Stephani C Wilson (W)		3	10.34%	3	10.34%
Cast Votes:		29	100.00%	29	100.00%
Undervotes:		2,302		2,302	
Overvotes:		0		0	

Cumulative Results Report

Official

Run Time 5:49 PM
Run Date 06/11/2026

Marion County, Oregon

Gubernatorial Primary Election

Official Results

Registered Voters
89347 of 228823 = 39.05%

Precincts Reporting
119 of 119 = 100.00%

5/19/2026
Page 49

Precinct 341 2-Year Term - Republican

Precincts			Voters		
Counted	Total	Percent	Ballots	Registered	Percent
1	1	100.00%	265	1,803	14.70%

Choice	Party	Vote by Mail		Total	
Annette K Brown		116	18.95%	116	18.95%
David D Brown		120	19.61%	120	19.61%
David Brown		118	19.28%	118	19.28%
Nick Hill		109	17.81%	109	17.81%
Michelle Huber		110	17.97%	110	17.97%
Kirk Skrumeda (W)		1	0.16%	1	0.16%
Misc Write-in (W)		21	3.43%	21	3.43%
Misc Write-in 2 (W)		7	1.14%	7	1.14%
Misc Write-in 3 (W)		2	0.33%	2	0.33%
Misc Write-in 4 (W)		2	0.33%	2	0.33%
Misc Write-in 5 (W)		2	0.33%	2	0.33%
Misc Write-in 6 (W)		2	0.33%	2	0.33%
Misc Write-in 7 (W)		2	0.33%	2	0.33%
Cast Votes:		612	100.00%	612	100.00%
Undervotes:		1,243		1,243	
Overvotes:		0		0	

Precinct 342 2-Year Term - Democrat

Precincts			Voters		
Counted	Total	Percent	Ballots	Registered	Percent
1	1	100.00%	1,357	7,613	17.82%

Choice	Party	Vote by Mail		Total	
Glenn Baly		480	12.00%	480	12.00%
William (Bill) Dalton		490	12.25%	490	12.25%
Teresa Morris		485	12.13%	485	12.13%
Michael Powers		467	11.68%	467	11.68%
Bernie Sims		484	12.10%	484	12.10%
Kathleen Sundell		490	12.25%	490	12.25%
James A Sundell		468	11.70%	468	11.70%
Steve Emerson		455	11.38%	455	11.38%
Brenda L Clifford (W)		5	0.13%	5	0.13%
Cameron J Buzzell (W)		4	0.10%	4	0.10%
Carrisa L Welch (W)		5	0.13%	5	0.13%
Daniela Ortiz (W)		5	0.13%	5	0.13%

Cumulative Results Report

Official

Run Time 5:49 PM
Run Date 06/11/2026

Marion County, Oregon

Gubernatorial Primary Election

5/19/2026

Page 50

Official Results

Registered Voters
89347 of 228823 = 39.05%

Precincts Reporting
119 of 119 = 100.00%

Precinct 342 2-Year Term - Democrat

Precincts			Voters		
Counted	Total	Percent	Ballots	Registered	Percent
1	1	100.00%	1,357	7,613	17.82%

Choice	Party	Vote by Mail		Total	
Diana M Marquez (W)		5	0.13%	5	0.13%
Dustie L Branton (W)		4	0.10%	4	0.10%
Gary W Phipps (W)		5	0.13%	5	0.13%
Gregory J Sanberg (W)		5	0.13%	5	0.13%
Janelle M Del Rio (W)		5	0.13%	5	0.13%
Jennifer E Foti (W)		5	0.13%	5	0.13%
Jerry Kelly (W)		5	0.13%	5	0.13%
Johnny G Yamoah (W)		5	0.13%	5	0.13%
Karin D Kirk (W)		5	0.13%	5	0.13%
Leslie A Porter (W)		5	0.13%	5	0.13%
Megan M Marchesi (W)		5	0.13%	5	0.13%
Michelle T Haran (W)		5	0.13%	5	0.13%
Mindy M Lampert (W)		5	0.13%	5	0.13%
Misc Write-in 8 (W)		0	0.00%	0	0.00%
Misc Write in (W)		0	0.00%	0	0.00%
Misc Write in 18 (W)		0	0.00%	0	0.00%
Misc Write-in (W)		25	0.63%	25	0.63%
Misc Write-in 10 (W)		2	0.05%	2	0.05%
Misc Write-in 11 (W)		2	0.05%	2	0.05%
Misc Write-in 12 (W)		2	0.05%	2	0.05%
Misc Write-in 13 (W)		1	0.03%	1	0.03%
Misc Write-in 14 (W)		1	0.03%	1	0.03%
Misc Write-in 15 (W)		1	0.03%	1	0.03%
Misc Write-in 16 (W)		1	0.03%	1	0.03%
Misc Write-in 17 (W)		1	0.03%	1	0.03%
Misc Write-in 18 (W)		1	0.03%	1	0.03%
Misc Write-in 19 (W)		1	0.03%	1	0.03%
Misc Write-in 2 (W)		17	0.43%	17	0.43%
Misc Write-in 20 (W)		2	0.05%	2	0.05%
Misc Write-in 21 (W)		1	0.03%	1	0.03%
Misc Write-in 22 (W)		1	0.03%	1	0.03%
Misc Write-in 23 (W)		2	0.05%	2	0.05%
Misc Write-in 24 (W)		1	0.03%	1	0.03%
Misc Write-in 25 (W)		1	0.03%	1	0.03%
Misc Write-in 26 (W)		1	0.03%	1	0.03%
Misc Write-in 27 (W)		1	0.03%	1	0.03%

Cumulative Results Report

Marion County, Oregon

Official Results

Official

Gubernatorial Primary Election

Registered Voters

89347 of 228823 = 39.05%

Run Time 5:49 PM

5/19/2026

Precincts Reporting

119 of 119 = 100.00%

Run Date 06/11/2026

Page 51

Precinct 342 2-Year Term - Democrat

Precincts			Voters		
Counted	Total	Percent	Ballots	Registered	Percent
1	1	100.00%	1,357	7,613	17.82%

Choice	Party	Vote by Mail		Total	
Misc Write-in 28 (W)		1	0.03%	1	0.03%
Misc Write-in 29 (W)		1	0.03%	1	0.03%
Misc Write-in 3 (W)		5	0.13%	5	0.13%
Misc Write-in 30 (W)		1	0.03%	1	0.03%
Misc Write-in 31 (W)		1	0.03%	1	0.03%
Misc Write-in 4 (W)		3	0.08%	3	0.08%
Misc Write-in 5 (W)		3	0.08%	3	0.08%
Misc Write-in 6 (W)		2	0.05%	2	0.05%
Misc Write-in 7 (W)		2	0.05%	2	0.05%
Misc Write-in 8 (W)		1	0.03%	1	0.03%
Misc Write-in 9 (W)		2	0.05%	2	0.05%
Richard J Donovan (W)		5	0.13%	5	0.13%
Sara M Warburton (W)		5	0.13%	5	0.13%
Cast Votes:		3,999	100.00%	3,999	100.00%
Undervotes:		38,068		38,068	
Overvotes:		0		0	

Precinct 342 2-Year Term - Republican

Precincts			Voters		
Counted	Total	Percent	Ballots	Registered	Percent
1	1	100.00%	1,302	7,613	17.10%

Choice	Party	Vote by Mail		Total	
Michelle M Mhoon		486	49.80%	486	49.80%
James Richards		439	44.98%	439	44.98%
Misc Write-in (W)		33	3.38%	33	3.38%
Misc Write-in 2 (W)		11	1.13%	11	1.13%
Misc Write-in 3 (W)		3	0.31%	3	0.31%
Misc Write-in 4 (W)		2	0.20%	2	0.20%
Misc Write-in 5 (W)		1	0.10%	1	0.10%
Misc Write-in 6 (W)		1	0.10%	1	0.10%
Cast Votes:		976	100.00%	976	100.00%
Undervotes:		39,386		39,386	
Overvotes:		0		0	

Cumulative Results Report

Official

Run Time
Run Date

5:49 PM
06/11/2026

Marion County, Oregon

Gubernatorial Primary Election

5/19/2026

Page 52

Official Results

Registered Voters
89347 of 228823 = 39.05%

Precincts Reporting
119 of 119 = 100.00%

Precinct 343 2-Year Term - Democrat

Precincts			Voters		
Counted	Total	Percent	Ballots	Registered	Percent
1	1	100.00%	241	1,136	21.21%

Choice	Party	Vote by Mail		Total	
David McKenna		132	83.54%	132	83.54%
Caroline A Triggs (W)		0	0.00%	0	0.00%
Cindy Burgess (W)		3	1.90%	3	1.90%
David R Parry (W)		4	2.53%	4	2.53%
Diane L Mosher (W)		0	0.00%	0	0.00%
Misc Write-in (W)		6	3.80%	6	3.80%
Misc Write-in 2 (W)		7	4.43%	7	4.43%
Misc Write-in 3 (W)		4	2.53%	4	2.53%
Misc Write-in 4 (W)		2	1.27%	2	1.27%
Misc Write-in 5 (W)		0	0.00%	0	0.00%
Misc. Write-in 6 (W)		0	0.00%	0	0.00%
Cast Votes:		158	100.00%	158	100.00%
Undervotes:		1,047		1,047	
Overvotes:		0		0	

Precinct 343 2-Year Term - Republican

Precincts			Voters		
Counted	Total	Percent	Ballots	Registered	Percent
1	1	100.00%	207	1,136	18.22%

Choice	Party	Vote by Mail		Total	
Michelle King		117	93.60%	117	93.60%
Misc Write-in (W)		4	3.20%	4	3.20%
Misc Write-in 2 (W)		2	1.60%	2	1.60%
Misc Write-in 3 (W)		1	0.80%	1	0.80%
Misc Write-in 4 (W)		1	0.80%	1	0.80%
Cast Votes:		125	100.00%	125	100.00%
Undervotes:		910		910	
Overvotes:		0		0	

Cumulative Results Report

Official

Run Time 5:49 PM
Run Date 06/11/2026

Marion County, Oregon

Gubernatorial Primary Election

5/19/2026

Page 53

Official Results

Registered Voters
89347 of 228823 = 39.05%

Precincts Reporting
119 of 119 = 100.00%

Precinct 350 2-Year Term - Democrat

Precincts			Voters		
Counted	Total	Percent	Ballots	Registered	Percent
1	1	100.00%	436	5,876	7.42%

Choice	Party	Vote by Mail		Total	
Brandon Jordan		227	86.31%	227	86.31%
Alexandra V Jackson (W)		0	0.00%	0	0.00%
Arilla R Utley (W)		0	0.00%	0	0.00%
Cody Ricketts (W)		0	0.00%	0	0.00%
Cristobal Arredondo (W)		0	0.00%	0	0.00%
Esperanza Garibay (W)		0	0.00%	0	0.00%
Gordon J Roth (W)		0	0.00%	0	0.00%
Ignacio Q Murillo (W)		0	0.00%	0	0.00%
Lynette L Pearson (W)		0	0.00%	0	0.00%
Maria I Garibay (W)		0	0.00%	0	0.00%
Maria S Burke (W)		0	0.00%	0	0.00%
Martin Garces Vazquez (W)		0	0.00%	0	0.00%
Michael D Link (W)		0	0.00%	0	0.00%
Misc Write-in (W)		12	4.56%	12	4.56%
Misc Write-in 10 (W)		1	0.38%	1	0.38%
Misc Write-in 11 (W)		1	0.38%	1	0.38%
Misc Write-in 12 (W)		1	0.38%	1	0.38%
Misc Write-in 13 (W)		1	0.38%	1	0.38%
Misc Write-in 14 (W)		1	0.38%	1	0.38%
Misc Write-in 15 (W)		1	0.38%	1	0.38%
Misc Write-in 16 (W)		1	0.38%	1	0.38%
Misc Write-in 17 (W)		1	0.38%	1	0.38%
Misc Write-in 18 (W)		1	0.38%	1	0.38%
Misc Write-in 19 (W)		1	0.38%	1	0.38%
Misc Write-in 2 (W)		3	1.14%	3	1.14%
Misc Write-in 20 (W)		1	0.38%	1	0.38%
Misc Write-in 21 (W)		1	0.38%	1	0.38%
Misc Write-in 22 (W)		1	0.38%	1	0.38%
Misc Write-in 23 (W)		1	0.38%	1	0.38%
Misc Write-in 3 (W)		1	0.38%	1	0.38%
Misc Write-in 4 (W)		1	0.38%	1	0.38%
Misc Write-in 5 (W)		1	0.38%	1	0.38%
Misc Write-in 6 (W)		1	0.38%	1	0.38%
Misc Write-in 7 (W)		1	0.38%	1	0.38%
Misc Write-in 8 (W)		1	0.38%	1	0.38%
Misc Write-in 9 (W)		1	0.38%	1	0.38%

Cumulative Results Report

Official

Run Time

Run Date

5:49 PM

06/11/2026

Marion County, Oregon

Gubernatorial Primary Election

5/19/2026

Page 54

Official Results

Registered Voters

89347 of 228823 = 39.05%

Precincts Reporting

119 of 119 = 100.00%

Precinct 350 2-Year Term - Democrat

Precincts			Voters		
Counted	Total	Percent	Ballots	Registered	Percent
1	1	100.00%	436	5,876	7.42%

Choice	Party	Vote by Mail		Total	
Rachel E Blanche (W)		0	0.00%	0	0.00%
Rebecca R Chapman (W)		0	0.00%	0	0.00%
Richard A Christenson (W)		0	0.00%	0	0.00%
Ryan C Johnson (W)		0	0.00%	0	0.00%
Ryan D Cutsforth (W)		0	0.00%	0	0.00%
Sadie K Carney (W)		0	0.00%	0	0.00%
Sarah A Fish (W)		0	0.00%	0	0.00%
Sherrie L Green (W)		0	0.00%	0	0.00%
Wenseslao Castaneda (W)		0	0.00%	0	0.00%
Cast Votes:		263	100.00%	263	100.00%
Undervotes:		9,765		9,765	
Overvotes:		0		0	

Precinct 350 2-Year Term - Republican

Precincts			Voters		
Counted	Total	Percent	Ballots	Registered	Percent
1	1	100.00%	412	5,876	7.01%

Choice	Party	Vote by Mail		Total	
Marty S Heyen		157	46.59%	157	46.59%
Jeff Heyen		158	46.88%	158	46.88%
Misc Write-in (W)		17	5.04%	17	5.04%
Misc Write-in 2 (W)		3	0.89%	3	0.89%
Misc Write-in 3 (W)		1	0.30%	1	0.30%
Misc Write-in 4 (W)		1	0.30%	1	0.30%
Misc Write-in 5 (W)		0	0.00%	0	0.00%
Cast Votes:		337	100.00%	337	100.00%
Undervotes:		9,139		9,139	
Overvotes:		0		0	

Cumulative Results Report

Official

Run Time 5:49 PM
Run Date 06/11/2026

Marion County, Oregon

Gubernatorial Primary Election

5/19/2026

Page 55

Official Results

Registered Voters
89347 of 228823 = 39.05%

Precincts Reporting
119 of 119 = 100.00%

Precinct 351 2-Year Term - Democrat

Precincts			Voters		
Counted	Total	Percent	Ballots	Registered	Percent
1	1	100.00%	165	1,499	11.01%

Choice	Party	Vote by Mail		Total	
Tyler Blankenship		86	31.62%	86	31.62%
Patrick D Schwab		83	30.51%	83	30.51%
Susan L Schwab		91	33.46%	91	33.46%
Ashley E Greer (W)		0	0.00%	0	0.00%
Misc Write-in (W)		5	1.84%	5	1.84%
Misc Write-in 2 (W)		4	1.47%	4	1.47%
Misc Write-in 3 (W)		3	1.10%	3	1.10%
Cast Votes:		272	100.00%	272	100.00%
Undervotes:		718		718	
Overvotes:		0		0	

Precinct 351 2-Year Term - Republican

Precincts			Voters		
Counted	Total	Percent	Ballots	Registered	Percent
1	1	100.00%	162	1,499	10.81%

Choice	Party	Vote by Mail		Total	
Misc Write-in (W)		4	44.44%	4	44.44%
Misc Write-in 2 (W)		1	11.11%	1	11.11%
Misc Write-in 3 (W)		1	11.11%	1	11.11%
Misc Write-in 4 (W)		1	11.11%	1	11.11%
Misc Write-in 5 (W)		1	11.11%	1	11.11%
Misc Write-in 6 (W)		1	11.11%	1	11.11%
Cast Votes:		9	100.00%	9	100.00%
Undervotes:		963		963	
Overvotes:		0		0	

Cumulative Results Report

Official

Run Time

Run Date

5:49 PM

06/11/2026

Marion County, Oregon

Gubernatorial Primary Election

5/19/2026

Page 56

Official Results

Registered Voters

89347 of 228823 = 39.05%

Precincts Reporting

119 of 119 = 100.00%

Precinct 352 2-Year Term - Democrat

Precincts			Voters		
Counted	Total	Percent	Ballots	Registered	Percent
1	1	100.00%	295	3,820	7.72%

Choice	Party	Vote by Mail		Total	
		165	98.21%	165	98.21%
Maria Hinojos Pressey		0	0.00%	0	0.00%
Alex K Najdek (W)		0	0.00%	0	0.00%
Dagoberto Garcia Mendez (W)		0	0.00%	0	0.00%
David M Bertholf (W)		0	0.00%	0	0.00%
Deborah K Beracha (W)		0	0.00%	0	0.00%
Jason A Molek (W)		0	0.00%	0	0.00%
Keegan A McGarva (W)		3	1.79%	3	1.79%
Misc Write-in (W)		0	0.00%	0	0.00%
Nicole M Hendricks (W)		0	0.00%	0	0.00%
Ricardo P Armadillo (W)		0	0.00%	0	0.00%
Robert A Stephens (W)		0	0.00%	0	0.00%
Sage T Aylon (W)		0	0.00%	0	0.00%
Sara L Hughes (W)		0	0.00%	0	0.00%
Todd C Wilder (W)		0	0.00%	0	0.00%
Wendy K Wilson (W)		0	0.00%	0	0.00%
Cast Votes:		168	100.00%	168	100.00%
Undervotes:		4,257		4,257	
Overvotes:		0		0	

Precinct 352 2-Year Term - Republican

Precincts			Voters		
Counted	Total	Percent	Ballots	Registered	Percent
1	1	100.00%	352	3,820	9.21%

Choice	Party	Vote by Mail		Total	
		140	51.66%	140	51.66%
Al Shannon		126	46.49%	126	46.49%
Marilyn Shannon		5	1.85%	5	1.85%
Misc Write-in (W)					
Cast Votes:		271	100.00%	271	100.00%
Undervotes:		5,009		5,009	
Overvotes:		0		0	

Cumulative Results Report

Marion County, Oregon

Official Results

Official

Gubernatorial Primary Election

Registered Voters
89347 of 228823 = 39.05%

Run Time 5:49 PM
Run Date 06/11/2026

5/19/2026

Precincts Reporting
119 of 119 = 100.00%

Page 57

Precinct 353 2-Year Term - Democrat

Precincts			Voters		
Counted	Total	Percent	Ballots	Registered	Percent
1	1	100.00%	23	193	11.92%

Choice	Party	Vote by Mail		Total	
Herlinda Herrera (W)		0	0.00%	0	0.00%
Misc Write-in (W)		0	0.00%	0	0.00%
Cast Votes:		0	0.00%	0	0.00%
Undervotes:		46		46	
Overvotes:		0		0	

Precinct 353 2-Year Term - Republican

Precincts			Voters		
Counted	Total	Percent	Ballots	Registered	Percent
1	1	100.00%	27	193	13.99%

Choice	Party	Vote by Mail		Total	
Misc Write-in (W)		3	100.00%	3	100.00%
Cast Votes:		3	100.00%	3	100.00%
Undervotes:		51		51	
Overvotes:		0		0	

Precinct 354 2-Year Term - Democrat

Precincts			Voters		
Counted	Total	Percent	Ballots	Registered	Percent
1	1	100.00%	138	1,289	10.71%

Choice	Party	Vote by Mail		Total	
Celine Coleman		85	92.39%	85	92.39%
Cristian Gurrero (W)		0	0.00%	0	0.00%
Misc Write-in (W)		3	3.26%	3	3.26%
Misc Write-in 2 (W)		2	2.17%	2	2.17%
Misc Write-in 3 (W)		2	2.17%	2	2.17%
Nathaniel Miller (W)		0	0.00%	0	0.00%
Tanya E Parlet (W)		0	0.00%	0	0.00%
Cast Votes:		92	100.00%	92	100.00%
Undervotes:		598		598	
Overvotes:		0		0	

Cumulative Results Report

Official

Run Time 5:49 PM

Run Date 06/11/2026

Marion County, Oregon

Gubernatorial Primary Election

5/19/2026

Page 58

Official Results

Registered Voters

89347 of 228823 = 39.05%

Precincts Reporting

119 of 119 = 100.00%

Precinct 354 2-Year Term - Republican

Precincts			Voters		
Counted	Total	Percent	Ballots	Registered	Percent
1	1	100.00%	89	1,289	6.90%

Choice	Party	Vote by Mail		Total	
Misc Write-in (W)		2	100.00%	2	100.00%
	Cast Votes:	2	100.00%	2	100.00%
	Undervotes:	443		443	
	Overvotes:	0		0	

Precinct 355 2-Year Term - Democrat

Precincts			Voters		
Counted	Total	Percent	Ballots	Registered	Percent
1	1	100.00%	8	107	7.48%

Choice	Party	Vote by Mail		Total	
Jessica Rojas (W)		0	0.00%	0	0.00%
Misc Write-in (W)		1	100.00%	1	100.00%
	Cast Votes:	1	100.00%	1	100.00%
	Undervotes:	15		15	
	Overvotes:	0		0	

Precinct 355 2-Year Term - Republican

Precincts			Voters		
Counted	Total	Percent	Ballots	Registered	Percent
1	1	100.00%	9	107	8.41%

Choice	Party	Vote by Mail		Total	
Misc Write-in (W)		3	100.00%	3	100.00%
	Cast Votes:	3	100.00%	3	100.00%
	Undervotes:	15		15	
	Overvotes:	0		0	

Cumulative Results Report

Official

Run Time 5:49 PM
Run Date 06/11/2026

Marion County, Oregon

Gubernatorial Primary Election

5/19/2026

Page 59

Official Results

Registered Voters
89347 of 228823 = 39.05%

Precincts Reporting
119 of 119 = 100.00%

Precinct 361 2-Year Term - Democrat

Precincts			Voters		
Counted	Total	Percent	Ballots	Registered	Percent
1	1	100.00%	318	3,623	8.78%

Choice	Party	Vote by Mail		Total	
Winfield Scott Nazer		116	47.35%	116	47.35%
Ralph Tracy		123	50.20%	123	50.20%
Angela M Freese (W)		0	0.00%	0	0.00%
Blanche P Mondragon (W)		0	0.00%	0	0.00%
Darrin M Jones (W)		0	0.00%	0	0.00%
Eduardo Miguel Cruz (W)		0	0.00%	0	0.00%
J J Ochoa (W)		0	0.00%	0	0.00%
Jacob D Berry (W)		0	0.00%	0	0.00%
Julie A Boles (W)		0	0.00%	0	0.00%
Julie A Kirk (W)		0	0.00%	0	0.00%
Misc Write-in (W)		6	2.45%	6	2.45%
Paul T Tveit (W)		0	0.00%	0	0.00%
Renee J Mata (W)		0	0.00%	0	0.00%
Sandi A Payton-Drumm (W)		0	0.00%	0	0.00%
Scott B Ramsey (W)		0	0.00%	0	0.00%
Cast Votes:		245	100.00%	245	100.00%
Undervotes:		4,525		4,525	
Overvotes:		0		0	

Precinct 361 2-Year Term - Republican

Precincts			Voters		
Counted	Total	Percent	Ballots	Registered	Percent
1	1	100.00%	250	3,623	6.90%

Choice	Party	Vote by Mail		Total	
Pamela Blake		102	52.58%	102	52.58%
Thomas Chereck Jr		86	44.33%	86	44.33%
Misc Write-in (W)		6	3.09%	6	3.09%
Cast Votes:		194	100.00%	194	100.00%
Undervotes:		3,556		3,556	
Overvotes:		0		0	

Cumulative Results Report

Official

Run Time 5:49 PM
Run Date 06/11/2026

Marion County, Oregon

Gubernatorial Primary Election

5/19/2026

Page 60

Official Results

Registered Voters
89347 of 228823 = 39.05%

Precincts Reporting
119 of 119 = 100.00%

Precinct 362 2-Year Term - Democrat

Precincts			Voters		
Counted	Total	Percent	Ballots	Registered	Percent
1	1	100.00%	417	3,254	12.81%

Choice	Party	Vote by Mail		Total	
C Jeffery Evans		217	86.80%	217	86.80%
Alisa K Zastoupil (W)		1	0.40%	1	0.40%
Andrea K Hoard (W)		0	0.00%	0	0.00%
Carey C Miller (W)		1	0.40%	1	0.40%
Christine L Durnin (W)		1	0.40%	1	0.40%
Fama R Johnson-Plov (W)		1	0.40%	1	0.40%
Jaqueline N Trosko (W)		2	0.80%	2	0.80%
Lorrina R Harris (W)		1	0.40%	1	0.40%
Misc Write-in (W)		8	3.20%	8	3.20%
Misc Write-in 10 (W)		1	0.40%	1	0.40%
Misc Write-in 11 (W)		1	0.40%	1	0.40%
Misc Write-in 12 (W)		1	0.40%	1	0.40%
Misc Write-in 2 (W)		3	1.20%	3	1.20%
Misc Write-in 3 (W)		2	0.80%	2	0.80%
Misc Write-in 4 (W)		1	0.40%	1	0.40%
Misc Write-in 5 (W)		1	0.40%	1	0.40%
Misc Write-in 6 (W)		1	0.40%	1	0.40%
Misc Write-in 7 (W)		1	0.40%	1	0.40%
Misc Write-in 8 (W)		1	0.40%	1	0.40%
Misc Write-in 9 (W)		1	0.40%	1	0.40%
Rachael E Paresa (W)		1	0.40%	1	0.40%
Rachel Cobb (W)		1	0.40%	1	0.40%
Rubi Carrasco Sosa (W)		1	0.40%	1	0.40%
Simi R Loyd (W)		1	0.40%	1	0.40%
Cast Votes:		250	100.00%	250	100.00%
Undervotes:		5,171		5,171	
Overvotes:		0		0	

Cumulative Results Report

Official

Run Time 5:49 PM
Run Date 06/11/2026

Marion County, Oregon

Gubernatorial Primary Election

5/19/2026

Page 61

Official Results

Registered Voters
89347 of 228823 = 39.05%

Precincts Reporting
119 of 119 = 100.00%

Precinct 362 2-Year Term - Republican

Precincts			Voters		
Counted	Total	Percent	Ballots	Registered	Percent
1	1	100.00%	256	3,254	7.87%

Choice	Party	Vote by Mail		Total	
Michael Stoffey		120	96.00%	120	96.00%
Misc Write-in (W)		5	4.00%	5	4.00%
	Cast Votes:	125	100.00%	125	100.00%
	Undervotes:	3,203		3,203	
	Overvotes:	0		0	

Cumulative Results Report

Official

Run Time 5:49 PM
Run Date 06/11/2026

Marion County, Oregon

Gubernatorial Primary Election

5/19/2026

Page 62

Official Results

Registered Voters
89347 of 228823 = 39.05%

Precincts Reporting
119 of 119 = 100.00%

Precinct 363 2-Year Term - Democrat

Precincts			Voters		
Counted	Total	Percent	Ballots	Registered	Percent
1	1	100.00%	532	5,483	9.70%

Choice	Party	Vote by Mail		Total	
Chris Hoy		235	53.29%	235	53.29%
Elaine Jenkins		187	42.40%	187	42.40%
Benito Hernandez Montiel (W)		0	0.00%	0	0.00%
Charles D Sanderson (W)		0	0.00%	0	0.00%
Elisa M Garcia (W)		0	0.00%	0	0.00%
Hilda B Martinez Flores (W)		0	0.00%	0	0.00%
Jeanna A Ramos (W)		0	0.00%	0	0.00%
John M Washburn (W)		0	0.00%	0	0.00%
Jose L Rodriguez (W)		0	0.00%	0	0.00%
Kelly A Hamm (W)		0	0.00%	0	0.00%
Lindsay J Grenz (W)		0	0.00%	0	0.00%
Lisa J Foresee (W)		0	0.00%	0	0.00%
Maria I Suarez Jimenez (W)		0	0.00%	0	0.00%
Mark K Younger (W)		0	0.00%	0	0.00%
Misc Write-in (W)		11	2.49%	11	2.49%
Misc Write-in 2 (W)		3	0.68%	3	0.68%
Misc Write-in 3 (W)		2	0.45%	2	0.45%
Misc Write-in 4 (W)		1	0.23%	1	0.23%
Misc Write-in 5 (W)		2	0.45%	2	0.45%
Nikki J Oxford Melius (W)		0	0.00%	0	0.00%
Scott L Whelden (W)		0	0.00%	0	0.00%
Tonya M Torres (W)		0	0.00%	0	0.00%
Xavier D Hudson (W)		0	0.00%	0	0.00%
Cast Votes:		441	100.00%	441	100.00%
Undervotes:		10,731		10,731	
Overvotes:		0		0	

Cumulative Results Report

Official

Run Time 5:49 PM
Run Date 06/11/2026

Marion County, Oregon

Gubernatorial Primary Election

5/19/2026

Page 63

Official Results

Registered Voters
89347 of 228823 = 39.05%

Precincts Reporting
119 of 119 = 100.00%

Precinct 363 2-Year Term - Republican

Precincts			Voters		
Counted	Total	Percent	Ballots	Registered	Percent
1	1	100.00%	592	5,483	10.80%

Choice	Party	Vote by Mail		Total	
Avis Reddaway		257	88.93%	257	88.93%
Misc Write-in (W)		15	5.19%	15	5.19%
Misc Write-in 2 (W)		7	2.42%	7	2.42%
Misc Write-in 3 (W)		3	1.04%	3	1.04%
Misc Write-in 4 (W)		2	0.69%	2	0.69%
Misc Write-in 5 (W)		2	0.69%	2	0.69%
Misc Write-in 6 (W)		1	0.35%	1	0.35%
Misc Write-in 7 (W)		2	0.69%	2	0.69%
Cast Votes:		289	100.00%	289	100.00%
Undervotes:		12,122		12,122	
Overvotes:		1		1	

Precinct 370 2-Year Term - Democrat

Precincts			Voters		
Counted	Total	Percent	Ballots	Registered	Percent
1	1	100.00%	1,390	5,435	25.57%

Choice	Party	Vote by Mail		Total	
Vivien L Bliss		462	13.98%	462	13.98%
Mary Nikas		485	14.68%	485	14.68%
Deb Patterson		722	21.85%	722	21.85%
Sophia Patterson		466	14.10%	466	14.10%
Stephen Patterson		476	14.41%	476	14.41%
Rachel Dewey Thorsett		509	15.41%	509	15.41%
Alicia E Bay (W)		2	0.06%	2	0.06%
Dean K Lewis (W)		2	0.06%	2	0.06%
Devin R Herigstad (W)		1	0.03%	1	0.03%
Gail M Smith (W)		2	0.06%	2	0.06%
Jane M Maute (W)		1	0.03%	1	0.03%
Jenifer E Fujii (W)		2	0.06%	2	0.06%
Jenifer M Payette (W)		2	0.06%	2	0.06%
Jonathan W Felling (W)		2	0.06%	2	0.06%
Josiah J Wilson (W)		2	0.06%	2	0.06%
Karen L Cristobal (W)		2	0.06%	2	0.06%
Lori A Mason (W)		2	0.06%	2	0.06%

Cumulative Results Report

Official

Run Time 5:49 PM
Run Date 06/11/2026

Marion County, Oregon

Gubernatorial Primary Election

5/19/2026

Page 64

Official Results

Registered Voters
89347 of 228823 = 39.05%

Precincts Reporting
119 of 119 = 100.00%

Precinct 370 2-Year Term - Democrat

Precincts			Voters		
Counted	Total	Percent	Ballots	Registered	Percent
1	1	100.00%	1,390	5,435	25.57%

Choice	Party	Vote by Mail		Total	
Misc Write-in (W)		60	1.82%	60	1.82%
Misc Write-in 9 (W)		4	0.12%	4	0.12%
Misc Write-in 10 (W)		3	0.09%	3	0.09%
Misc Write-in 11 (W)		3	0.09%	3	0.09%
Misc Write-in 12 (W)		2	0.06%	2	0.06%
Misc Write-in 13 (W)		2	0.06%	2	0.06%
Misc Write-in 14 (W)		3	0.09%	3	0.09%
Misc Write-in 15 (W)		4	0.12%	4	0.12%
Misc Write-in 16 (W)		4	0.12%	4	0.12%
Misc Write-in 17 (W)		1	0.03%	1	0.03%
Misc Write-in 18 (W)		0	0.00%	0	0.00%
Misc Write-in 2 (W)		23	0.70%	23	0.70%
Misc Write-in 3 (W)		14	0.42%	14	0.42%
Misc Write-in 4 (W)		11	0.33%	11	0.33%
Misc Write-in 5 (W)		9	0.27%	9	0.27%
Misc Write-in 6 (W)		5	0.15%	5	0.15%
Misc Write-in 7 (W)		4	0.12%	4	0.12%
Misc Write-in 8 (W)		5	0.15%	5	0.15%
Pablo E Torrent (W)		2	0.06%	2	0.06%
Ryan T Carty (W)		3	0.09%	3	0.09%
Susan L Coromel (W)		2	0.06%	2	0.06%
Cast Votes:		3,304	100.00%	3,304	100.00%
Undervotes:		27,232		27,232	
Overvotes:		2		2	

Cumulative Results Report

Official

Run Time 5:49 PM
Run Date 06/11/2026

Marion County, Oregon

Gubernatorial Primary Election

5/19/2026

Page 65

Official Results

Registered Voters
89347 of 228823 = 39.05%
Precincts Reporting
119 of 119 = 100.00%

Precinct 370 2-Year Term - Republican

Precincts			Voters		
Counted	Total	Percent	Ballots	Registered	Percent
1	1	100.00%	855	5,435	15.73%

Choice	Party	Vote by Mail		Total	
Pamela Kniffin		293	50.69%	293	50.69%
Brenda Clarke		207	35.81%	207	35.81%
David W Neumann (W)		2	0.35%	2	0.35%
Misc Write-in (W)		34	5.88%	34	5.88%
Misc Write-in 10 (W)		0	0.00%	0	0.00%
Misc Write-in 11 (W)		1	0.17%	1	0.17%
Misc Write-in 12 (W)		1	0.17%	1	0.17%
Misc Write-in 13 (W)		1	0.17%	1	0.17%
Misc Write-in 14 (W)		1	0.17%	1	0.17%
Misc Write-in 15 (W)		1	0.17%	1	0.17%
Misc Write-in 16 (W)		1	0.17%	1	0.17%
Misc Write-in 17 (W)		1	0.17%	1	0.17%
Misc Write-in 18 (W)		1	0.17%	1	0.17%
Misc Write-in 19 (W)		1	0.17%	1	0.17%
Misc Write-in 2 (W)		9	1.56%	9	1.56%
Misc Write-in 20 (W)		1	0.17%	1	0.17%
Misc Write-in 21 (W)		1	0.17%	1	0.17%
Misc Write-in 22 (W)		1	0.17%	1	0.17%
Misc Write-in 23 (W)		1	0.17%	1	0.17%
Misc Write-in 3 (W)		7	1.21%	7	1.21%
Misc Write-in 4 (W)		4	0.69%	4	0.69%
Misc Write-in 5 (W)		3	0.52%	3	0.52%
Misc Write-in 6 (W)		2	0.35%	2	0.35%
Misc Write-in 7 (W)		2	0.35%	2	0.35%
Misc Write-in 8 (W)		1	0.17%	1	0.17%
Misc Write-in 9 (W)		1	0.17%	1	0.17%
Cast Votes:		578	100.00%	578	100.00%
Undervotes:		18,166		18,166	
Overvotes:		3		3	

Cumulative Results Report

Official

Run Time 5:49 PM
Run Date 06/11/2026

Marion County, Oregon

Gubernatorial Primary Election

5/19/2026

Page 66

Official Results

Registered Voters
89347 of 228823 = 39.05%

Precincts Reporting
119 of 119 = 100.00%

Precinct 371 2-Year Term - Democrat

Precincts			Voters		
Counted	Total	Percent	Ballots	Registered	Percent
1	1	100.00%	1,144	5,292	21.62%

Choice	Party	Vote by Mail		Total	
Joel Rosenblit		452	30.21%	452	30.21%
Juli H Rowberg		436	29.14%	436	29.14%
Sharon Tester		443	29.61%	443	29.61%
Brian L Gumbs (W)		3	0.20%	3	0.20%
Bruce A Carson (W)		3	0.20%	3	0.20%
Carissa J Romanini (W)		2	0.13%	2	0.13%
Caroline L Hutchings (W)		3	0.20%	3	0.20%
David A Ricucci (W)		3	0.20%	3	0.20%
Eric W Emmons (W)		3	0.20%	3	0.20%
Jennifer R Reznicek (W)		3	0.20%	3	0.20%
Kaleen R Rios (W)		3	0.20%	3	0.20%
Karla G Miller (W)		3	0.20%	3	0.20%
Kevin G Willingham (W)		3	0.20%	3	0.20%
Kristen N Powell (W)		3	0.20%	3	0.20%
Michelle R May (W)		3	0.20%	3	0.20%
Misc Write-in (W)		33	2.21%	33	2.21%
Misc Write-in 10 (W)		5	0.33%	5	0.33%
Misc Write-in 11 (W)		3	0.20%	3	0.20%
Misc Write-in 12 (W)		3	0.20%	3	0.20%
Misc Write-in 13 (W)		4	0.27%	4	0.27%
Misc Write-in 14 (W)		3	0.20%	3	0.20%
Misc Write-in 15 (W)		3	0.20%	3	0.20%
Misc Write-in 16 (W)		2	0.13%	2	0.13%
Misc Write-in 17 (W)		2	0.13%	2	0.13%
Misc Write-in 18 (W)		2	0.13%	2	0.13%
Misc Write-in 19 (W)		0	0.00%	0	0.00%
Misc Write-in 2 (W)		14	0.94%	14	0.94%
Misc Write-in 20 (W)		1	0.07%	1	0.07%
Misc Write-in 3 (W)		9	0.60%	9	0.60%
Misc Write-in 4 (W)		7	0.47%	7	0.47%
Misc Write-in 5 (W)		6	0.40%	6	0.40%
Misc Write-in 6 (W)		5	0.33%	5	0.33%
Misc Write-in 7 (W)		3	0.20%	3	0.20%
Misc Write-in 8 (W)		3	0.20%	3	0.20%
Misc Write-in 9 (W)		3	0.20%	3	0.20%

Cumulative Results Report

Official

Run Time 5:49 PM
Run Date 06/11/2026

Marion County, Oregon

Gubernatorial Primary Election

5/19/2026

Page 67

Official Results

Registered Voters

89347 of 228823 = 39.05%

Precincts Reporting

119 of 119 = 100.00%

Precinct 371 2-Year Term - Democrat

Precincts			Voters		
Counted	Total	Percent	Ballots	Registered	Percent
1	1	100.00%	1,144	5,292	21.62%

Choice	Party	Vote by Mail		Total	
Robert J Coopridger (W)		3	0.20%	3	0.20%
Sasha L Baker (W)		3	0.20%	3	0.20%
Veronica D Cocker (W)		3	0.20%	3	0.20%
Vince J Arias (W)		4	0.27%	4	0.27%
Wesley J Jolley (W)		3	0.20%	3	0.20%
Cast Votes:		1,496	100.00%	1,496	100.00%
Undervotes:		22,528		22,528	
Overvotes:		0		0	

Precinct 371 2-Year Term - Republican

Precincts			Voters		
Counted	Total	Percent	Ballots	Registered	Percent
1	1	100.00%	836	5,292	15.80%

Choice	Party	Vote by Mail		Total	
Bill Guthridge		292	52.24%	292	52.24%
Robert L Sands Jr		228	40.79%	228	40.79%
Misc Write-in (W)		26	4.65%	26	4.65%
Misc Write-in 2 (W)		8	1.43%	8	1.43%
Misc Write-in 3 (W)		4	0.72%	4	0.72%
Misc Write-in 4 (W)		1	0.18%	1	0.18%
Cast Votes:		559	100.00%	559	100.00%
Undervotes:		16,997		16,997	
Overvotes:		0		0	

Precinct 372 2-Year Term - Democrat

Precincts			Voters		
Counted	Total	Percent	Ballots	Registered	Percent
1	1	100.00%	918	5,025	18.27%

Choice	Party	Vote by Mail		Total	
Jonathan Sandau		350	29.02%	350	29.02%
Peter Wells		348	28.86%	348	28.86%
Barbara A Fuller		399	33.08%	399	33.08%
Ashley N Setzer (W)		4	0.33%	4	0.33%

Cumulative Results Report

Official

Run Time 5:49 PM
Run Date 06/11/2026

Marion County, Oregon

Gubernatorial Primary Election

5/19/2026

Page 68

Official Results

Registered Voters
89347 of 228823 = 39.05%

Precincts Reporting
119 of 119 = 100.00%

Precinct 372 2-Year Term - Democrat

Precincts			Voters		
Counted	Total	Percent	Ballots	Registered	Percent
1	1	100.00%	918	5,025	18.27%

Choice	Party	Vote by Mail		Total	
Brandon M Diaz (W)		4	0.33%	4	0.33%
Cassandra N Doster (W)		4	0.33%	4	0.33%
Cheryl L Wold (W)		4	0.33%	4	0.33%
John R Murphy (W)		3	0.25%	3	0.25%
Kristarae M Allman (W)		4	0.33%	4	0.33%
Lafe E Paulson (W)		4	0.33%	4	0.33%
Matthew R Ogle (W)		4	0.33%	4	0.33%
Misc Write-in (W)		25	2.07%	25	2.07%
Misc Write-in 10 (W)		2	0.17%	2	0.17%
Misc Write-in 11 (W)		1	0.08%	1	0.08%
Misc Write-in 12 (W)		1	0.08%	1	0.08%
Misc Write-in 13 (W)		1	0.08%	1	0.08%
Misc Write-in 14 (W)		1	0.08%	1	0.08%
Misc Write-in 15 (W)		1	0.08%	1	0.08%
Misc Write-in 16 (W)		1	0.08%	1	0.08%
Misc Write-in 17 (W)		1	0.08%	1	0.08%
Misc Write-in 2 (W)		7	0.58%	7	0.58%
Misc Write-in 3 (W)		5	0.41%	5	0.41%
Misc Write-in 4 (W)		5	0.41%	5	0.41%
Misc Write-in 5 (W)		6	0.50%	6	0.50%
Misc Write-in 6 (W)		2	0.17%	2	0.17%
Misc Write-in 7 (W)		1	0.08%	1	0.08%
Misc Write-in 8 (W)		1	0.08%	1	0.08%
Misc Write-in 9 (W)		1	0.08%	1	0.08%
Sandra Y Schuytema (W)		4	0.33%	4	0.33%
Stephen Fletcher (W)		4	0.33%	4	0.33%
Tracy L Fox (W)		4	0.33%	4	0.33%
Tristan J George (W)		4	0.33%	4	0.33%
Cast Votes:		1,206	100.00%	1,206	100.00%
Undervotes:		17,114		17,114	
Overvotes:		2		2	

Cumulative Results Report

Official

Run Time 5:49 PM
Run Date 06/11/2026

Marion County, Oregon

Gubernatorial Primary Election

5/19/2026

Page 69

Official Results

Registered Voters
89347 of 228823 = 39.05%
Precincts Reporting
119 of 119 = 100.00%

Precinct 372 2-Year Term - Republican

Precincts			Voters		
Counted	Total	Percent	Ballots	Registered	Percent
1	1	100.00%	815	5,025	16.22%

Choice	Party	Vote by Mail		Total	
Misc Write-in (W)		29	50.88%	29	50.88%
Misc Write-in 10 (W)		1	1.75%	1	1.75%
Misc Write-in 11 (W)		1	1.75%	1	1.75%
Misc Write-in 12 (W)		1	1.75%	1	1.75%
Misc Write-in 13 (W)		1	1.75%	1	1.75%
Misc Write-in 14 (W)		1	1.75%	1	1.75%
Misc Write-in 15 (W)		1	1.75%	1	1.75%
Misc Write-in 16 (W)		1	1.75%	1	1.75%
Misc Write-in 17 (W)		1	1.75%	1	1.75%
Misc Write-in 18 (W)		1	1.75%	1	1.75%
Misc Write-in 19 (W)		1	1.75%	1	1.75%
Misc Write-in 2 (W)		6	10.53%	6	10.53%
Misc Write-in 20 (W)		2	3.51%	2	3.51%
Misc Write-in 3 (W)		3	5.26%	3	5.26%
Misc Write-in 4 (W)		2	3.51%	2	3.51%
Misc Write-in 5 (W)		1	1.75%	1	1.75%
Misc Write-in 6 (W)		1	1.75%	1	1.75%
Misc Write-in 7 (W)		1	1.75%	1	1.75%
Misc Write-in 8 (W)		1	1.75%	1	1.75%
Misc Write-in 9 (W)		1	1.75%	1	1.75%
Cast Votes:		57	100.00%	57	100.00%
Undervotes:		16,243		16,243	
Overvotes:		0		0	

Cumulative Results Report

Official

Run Time 5:49 PM
Run Date 06/11/2026

Marion County, Oregon

Gubernatorial Primary Election

5/19/2026

Page 70

Official Results

Registered Voters
89347 of 228823 = 39.05%

Precincts Reporting
119 of 119 = 100.00%

Precinct 401 2-Year Term - Democrat

Precincts			Voters		
Counted	Total	Percent	Ballots	Registered	Percent
1	1	100.00%	383	2,896	13.23%

Choice	Party	Vote by Mail		Total	
Benito C Lopez Cazares (W)		0	0.00%	0	0.00%
Daryln E Ramon (W)		0	0.00%	0	0.00%
Emily L Prine (W)		0	0.00%	0	0.00%
Kristina S Wood (W)		0	0.00%	0	0.00%
Misc Write-in (W)		9	81.82%	9	81.82%
Misc Write-in 2 (W)		1	9.09%	1	9.09%
Misc Write-in 3 (W)		1	9.09%	1	9.09%
Cast Votes:		11	100.00%	11	100.00%
Undervotes:		4,585		4,585	
Overvotes:		0		0	

Precinct 401 2-Year Term - Republican

Precincts			Voters		
Counted	Total	Percent	Ballots	Registered	Percent
1	1	100.00%	628	2,896	21.69%

Choice	Party	Vote by Mail		Total	
Scott Guptill		256	29.60%	256	29.60%
Lois Anderson		264	30.52%	264	30.52%
Daniel R Kohler		269	31.10%	269	31.10%
Misc Write-in (W)		33	3.82%	33	3.82%
Misc Write-in 2 (W)		16	1.85%	16	1.85%
Misc Write-in 3 (W)		7	0.81%	7	0.81%
Misc Write-in 4 (W)		4	0.46%	4	0.46%
Misc Write-in 5 (W)		4	0.46%	4	0.46%
Misc Write-in 6 (W)		3	0.35%	3	0.35%
Misc Write-in 7 (W)		3	0.35%	3	0.35%
Misc Write-in 8 (W)		3	0.35%	3	0.35%
Misc Write-in 9 (W)		3	0.35%	3	0.35%
Cast Votes:		865	100.00%	865	100.00%
Undervotes:		6,671		6,671	
Overvotes:		0		0	

Cumulative Results Report

Official

Run Time 5:49 PM
Run Date 06/11/2026

Marion County, Oregon

Gubernatorial Primary Election

5/19/2026

Page 71

Official Results

Registered Voters
89347 of 228823 = 39.05%

Precincts Reporting
119 of 119 = 100.00%

Precinct 402 2-Year Term - Democrat

Precincts			Voters		
Counted	Total	Percent	Ballots	Registered	Percent
1	1	100.00%	747	5,384	13.87%

Choice	Party	Vote by Mail		Total	
Gwen A Carr		349	53.04%	349	53.04%
Alex Liechty		265	40.27%	265	40.27%
Amanda Bednarz (W)		0	0.00%	0	0.00%
Andrea J Klassen (W)		0	0.00%	0	0.00%
Andrew S Paredes (W)		0	0.00%	0	0.00%
Arthur T Cavanugh (W)		0	0.00%	0	0.00%
Debra E Brutke (W)		0	0.00%	0	0.00%
Igor N Kraine (W)		0	0.00%	0	0.00%
Juli Ray C Joy (W)		2	0.30%	2	0.30%
Kevin A Stuth (W)		0	0.00%	0	0.00%
Kristeen M Coobs (W)		0	0.00%	0	0.00%
Misc Write-in (W)		17	2.58%	17	2.58%
Misc Write-in 10 (W)		1	0.15%	1	0.15%
Misc Write-in 11 (W)		1	0.15%	1	0.15%
Misc Write-in 12 (W)		1	0.15%	1	0.15%
Misc Write-in 13 (W)		1	0.15%	1	0.15%
Misc Write-in 14 (W)		1	0.15%	1	0.15%
Misc Write-in 15 (W)		1	0.15%	1	0.15%
Misc Write-in 16 (W)		1	0.15%	1	0.15%
Misc Write-in 17 (W)		1	0.15%	1	0.15%
Misc Write-in 18 (W)		1	0.15%	1	0.15%
Misc Write-in 19 (W)		1	0.15%	1	0.15%
Misc Write-in 2 (W)		4	0.61%	4	0.61%
Misc Write-in 20 (W)		1	0.15%	1	0.15%
Misc Write-in 3 (W)		4	0.61%	4	0.61%
Misc Write-in 4 (W)		1	0.15%	1	0.15%
Misc Write-in 5 (W)		1	0.15%	1	0.15%
Misc Write-in 6 (W)		1	0.15%	1	0.15%
Misc Write-in 7 (W)		1	0.15%	1	0.15%
Misc Write-in 8 (W)		1	0.15%	1	0.15%
Misc Write-in 9 (W)		1	0.15%	1	0.15%
Nancy E Heimerdinger (W)		0	0.00%	0	0.00%
Paul W Malone (W)		0	0.00%	0	0.00%
Quin A Vonaustin (W)		0	0.00%	0	0.00%
Roseann Wing (W)		0	0.00%	0	0.00%
Ryan J Hewlett (W)		0	0.00%	0	0.00%

Cumulative Results Report

Official

Run Time 5:49 PM
Run Date 06/11/2026

Marion County, Oregon

Gubernatorial Primary Election

5/19/2026
Page 72

Official Results

Registered Voters
89347 of 228823 = 39.05%

Precincts Reporting
119 of 119 = 100.00%

Precinct 402 2-Year Term - Democrat

Precincts			Voters		
Counted	Total	Percent	Ballots	Registered	Percent
1	1	100.00%	747	5,384	13.87%

Choice	Party	Vote by Mail		Total	
Sandra M Tharp (W)		0	0.00%	0	0.00%
	Cast Votes:	658	100.00%	658	100.00%
	Undervotes:	15,776		15,776	
	Overvotes:	0		0	

Precinct 402 2-Year Term - Republican

Precincts			Voters		
Counted	Total	Percent	Ballots	Registered	Percent
1	1	100.00%	1,118	5,384	20.77%

Choice	Party	Vote by Mail		Total	
Thomas P Krebs		409	32.80%	409	32.80%
Andrea Hofmann		416	33.36%	416	33.36%
Susan Dunfee		365	29.27%	365	29.27%
Misc Write-in (W)		39	3.13%	39	3.13%
Misc Write-in 2 (W)		9	0.72%	9	0.72%
Misc Write-in 3 (W)		6	0.48%	6	0.48%
Misc Write-in 4 (W)		1	0.08%	1	0.08%
Misc Write-in 5 (W)		1	0.08%	1	0.08%
Misc Write-in 6 (W)		1	0.08%	1	0.08%
	Cast Votes:	1,247	100.00%	1,247	100.00%
	Undervotes:	23,349		23,349	
	Overvotes:	0		0	

Cumulative Results Report

Official

Run Time 5:49 PM
Run Date 06/11/2026

Marion County, Oregon

Gubernatorial Primary Election

5/19/2026
Page 73

Official Results

Registered Voters
89347 of 228823 = 39.05%

Precincts Reporting
119 of 119 = 100.00%

Precinct 403 2-Year Term - Democrat

Precincts			Voters		
Counted	Total	Percent	Ballots	Registered	Percent
1	1	100.00%	663	4,985	13.30%

Choice	Party	Vote by Mail		Total	
Caridad L Brown		286	23.58%	286	23.58%
Kelly Haider		285	23.50%	285	23.50%
Laer Haider		272	22.42%	272	22.42%
Michael Welsh		315	25.97%	315	25.97%
Alicia Karstetter (W)		0	0.00%	0	0.00%
Bruce R Winchcomb (W)		0	0.00%	0	0.00%
Casey B Johnson (W)		0	0.00%	0	0.00%
Christopher W Haller (W)		0	0.00%	0	0.00%
Erin E Stone (W)		0	0.00%	0	0.00%
Jacqueline H Tejedas (W)		0	0.00%	0	0.00%
Kimberly A Bonn (W)		0	0.00%	0	0.00%
Liliana Winder (W)		0	0.00%	0	0.00%
Misc Write-in (W)		20	1.65%	20	1.65%
Misc Write-in 10 (W)		1	0.08%	1	0.08%
Misc Write-in 11 (W)		2	0.16%	2	0.16%
Misc Write-in 12 (W)		2	0.16%	2	0.16%
Misc Write-in 13 (W)		2	0.16%	2	0.16%
Misc Write-in 14 (W)		2	0.16%	2	0.16%
Misc Write-in 15 (W)		2	0.16%	2	0.16%
Misc Write-in 16 (W)		1	0.08%	1	0.08%
Misc Write-in 2 (W)		4	0.33%	4	0.33%
Misc Write-in 3 (W)		3	0.25%	3	0.25%
Misc Write-in 4 (W)		3	0.25%	3	0.25%
Misc Write-in 5 (W)		3	0.25%	3	0.25%
Misc Write-in 6 (W)		3	0.25%	3	0.25%
Misc Write-in 7 (W)		3	0.25%	3	0.25%
Misc Write-in 8 (W)		2	0.16%	2	0.16%
Misc Write-in 9 (W)		2	0.16%	2	0.16%
Ramon T Ramos (W)		0	0.00%	0	0.00%
Rolondo A Herrera (W)		0	0.00%	0	0.00%
Sara K Villegas (W)		0	0.00%	0	0.00%
Cast Votes:		1,213	100.00%	1,213	100.00%
Undervotes:		12,047		12,047	
Overvotes:		0		0	

Cumulative Results Report

Official

Run Time 5:49 PM
Run Date 06/11/2026

Marion County, Oregon

Gubernatorial Primary Election

5/19/2026

Page 74

Official Results

Registered Voters
89347 of 228823 = 39.05%

Precincts Reporting
119 of 119 = 100.00%

Precinct 403 2-Year Term - Republican

Precincts			Voters		
Counted	Total	Percent	Ballots	Registered	Percent
1	1	100.00%	1,074	4,985	21.54%

Choice	Party	Vote by Mail		Total	
Gail Goble		355	15.86%	355	15.86%
Carly Baker		369	16.49%	369	16.49%
Jamie Barclay		355	15.86%	355	15.86%
Jane Herb		357	15.95%	357	15.95%
Thomas Simon		366	16.35%	366	16.35%
Jessica Snook		361	16.13%	361	16.13%
Misc Write-in (W)		30	1.34%	30	1.34%
Misc Write-in 10 (W)		2	0.09%	2	0.09%
Misc Write-in 11 (W)		2	0.09%	2	0.09%
Misc Write-in 12 (W)		2	0.09%	2	0.09%
Misc Write-in 13 (W)		2	0.09%	2	0.09%
Misc Write-in 14 (W)		2	0.09%	2	0.09%
Misc Write-in 15 (W)		1	0.04%	1	0.04%
Misc Write-in 16 (W)		1	0.04%	1	0.04%
Misc Write-in 17 (W)		1	0.04%	1	0.04%
Misc Write-in 2 (W)		14	0.63%	14	0.63%
Misc Write-in 3 (W)		6	0.27%	6	0.27%
Misc Write-in 4 (W)		2	0.09%	2	0.09%
Misc Write-in 5 (W)		2	0.09%	2	0.09%
Misc Write-in 6 (W)		2	0.09%	2	0.09%
Misc Write-in 7 (W)		2	0.09%	2	0.09%
Misc Write-in 8 (W)		2	0.09%	2	0.09%
Misc Write-in 9 (W)		2	0.09%	2	0.09%
Cast Votes:		2,238	100.00%	2,238	100.00%
Undervotes:		19,242		19,242	
Overvotes:		0		0	

Cumulative Results Report

Official

Run Time 5:49 PM
Run Date 06/11/2026

Marion County, Oregon

Gubernatorial Primary Election

5/19/2026

Page 75

Official Results

Registered Voters
89347 of 228823 = 39.05%

Precincts Reporting
119 of 119 = 100.00%

Precinct 404 2-Year Term - Democrat

Precincts			Voters		
Counted	Total	Percent	Ballots	Registered	Percent
1	1	100.00%	560	4,470	12.53%

Choice	Party	Vote by Mail		Total	
		Count	Percent	Count	Percent
LaTonya Gibbs		213	22.78%	213	22.78%
Angel Olmos-Lopez		225	24.06%	225	24.06%
Lisa Cejka		223	23.85%	223	23.85%
Carolyn Homan		230	24.60%	230	24.60%
Barbara J Bamford (W)		2	0.21%	2	0.21%
Heather L Haymowicz (W)		2	0.21%	2	0.21%
Joan M Lovett (W)		2	0.21%	2	0.21%
Katie J Devore (W)		2	0.21%	2	0.21%
Marta R Witt (W)		1	0.11%	1	0.11%
Misc Write-in (W)		13	1.39%	13	1.39%
Misc Write-in 10 (W)		0	0.00%	0	0.00%
Misc Write-in 2 (W)		5	0.53%	5	0.53%
Misc Write-in 3 (W)		2	0.21%	2	0.21%
Misc Write-in 4 (W)		3	0.32%	3	0.32%
Misc Write-in 5 (W)		1	0.11%	1	0.11%
Misc Write-in 6 (W)		1	0.11%	1	0.11%
Misc Write-in 7 (W)		1	0.11%	1	0.11%
Misc Write-in 8 (W)		0	0.00%	0	0.00%
Misc Write-in 9 (W)		0	0.00%	0	0.00%
Misc Write-in 9 (W)		2	0.21%	2	0.21%
Muriel J Clubb (W)		2	0.21%	2	0.21%
Nicole L Reddekopp (W)		2	0.21%	2	0.21%
Paul H Hutter (W)		2	0.21%	2	0.21%
Raquel K Stutheit (W)		2	0.21%	2	0.21%
Ronald W Valarida (W)		1	0.11%	1	0.11%
Susan E Holt (W)		0	0.00%	0	0.00%
Cast Votes:		935	100.00%	935	100.00%
Undervotes:		9,145		9,145	
Overvotes:		0		0	

Cumulative Results Report

Official

Run Time 5:49 PM
Run Date 06/11/2026

Marion County, Oregon

Gubernatorial Primary Election

5/19/2026

Page 76

Official Results

Registered Voters
89347 of 228823 = 39.05%

Precincts Reporting
119 of 119 = 100.00%

Precinct 404 2-Year Term - Republican

Precincts			Voters		
Counted	Total	Percent	Ballots	Registered	Percent
1	1	100.00%	714	4,470	15.97%

Choice	Party	Vote by Mail		Total	
Natalie Altermatt		229	23.85%	229	23.85%
Marcello De Cicco		208	21.67%	208	21.67%
Jillian De Cicco		211	21.98%	211	21.98%
Davis Dyer		261	27.19%	261	27.19%
Misc Write-in (W)		23	2.40%	23	2.40%
Misc Write-in 10 (W)		1	0.10%	1	0.10%
Misc Write-in 11 (W)		1	0.10%	1	0.10%
Misc Write-in 12 (W)		1	0.10%	1	0.10%
Misc Write-in 13 (W)		1	0.10%	1	0.10%
Misc Write-in 14 (W)		1	0.10%	1	0.10%
Misc Write-in 15 (W)		1	0.10%	1	0.10%
Misc Write-in 16 (W)		1	0.10%	1	0.10%
Misc Write-in 17 (W)		1	0.10%	1	0.10%
Misc Write-in 18 (W)		1	0.10%	1	0.10%
Misc Write-in 2 (W)		6	0.63%	6	0.63%
Misc Write-in 3 (W)		4	0.42%	4	0.42%
Misc Write-in 4 (W)		3	0.31%	3	0.31%
Misc Write-in 5 (W)		2	0.21%	2	0.21%
Misc Write-in 6 (W)		1	0.10%	1	0.10%
Misc Write-in 7 (W)		1	0.10%	1	0.10%
Misc Write-in 8 (W)		1	0.10%	1	0.10%
Misc Write-in 9 (W)		1	0.10%	1	0.10%
Cast Votes:		960	100.00%	960	100.00%
Undervotes:		11,874		11,874	
Overvotes:		1		1	

Precinct 405 2-Year Term - Democrat

Precincts			Voters		
Counted	Total	Percent	Ballots	Registered	Percent
1	1	100.00%	800	7,313	10.94%

Choice	Party	Vote by Mail		Total	
Aaron Clingerman		287	21.83%	287	21.83%
Indigo Clingerman		288	21.90%	288	21.90%
Garrett Haines		308	23.42%	308	23.42%

Cumulative Results Report

Marion County, Oregon

Official Results

Official

Gubernatorial Primary Election

Registered Voters

89347 of 228823 = 39.05%

Run Time 5:49 PM

5/19/2026

Precincts Reporting

119 of 119 = 100.00%

Run Date 06/11/2026

Page 77

Precinct 405 2-Year Term - Democrat

Precincts			Voters		
Counted	Total	Percent	Ballots	Registered	Percent
1	1	100.00%	800	7,313	10.94%

Choice	Party	Vote by Mail		Total	
Carina Perez Europa		370	28.14%	370	28.14%
Bambi E Bielefeld (W)		0	0.00%	0	0.00%
Catherine E Dwelley (W)		0	0.00%	0	0.00%
Charolette L Stoehr (W)		0	0.00%	0	0.00%
Cheryl L Crader (W)		0	0.00%	0	0.00%
Courtney Johnson (W)		0	0.00%	0	0.00%
Derek L Keeton (W)		0	0.00%	0	0.00%
Diane C Gray (W)		0	0.00%	0	0.00%
Eden I Davis (W)		0	0.00%	0	0.00%
Ferol A Weyand (W)		0	0.00%	0	0.00%
Heidi W Skjordahl (W)		0	0.00%	0	0.00%
James D Bradshaw (W)		0	0.00%	0	0.00%
Jerome B Ganahl (W)		0	0.00%	0	0.00%
Leah E Rorick (W)		0	0.00%	0	0.00%
Lisa L Barker (W)		0	0.00%	0	0.00%
Michelle C Fogg (W)		0	0.00%	0	0.00%
Misc Write-in (W)		24	1.83%	24	1.83%
Misc Write-in 10 (W)		1	0.08%	1	0.08%
Misc Write-in 11 (W)		1	0.08%	1	0.08%
Misc Write-in 12 (W)		1	0.08%	1	0.08%
Misc Write-in 13 (W)		1	0.08%	1	0.08%
Misc Write-in 14 (W)		1	0.08%	1	0.08%
Misc Write-in 15 (W)		1	0.08%	1	0.08%
Misc Write-in 16 (W)		1	0.08%	1	0.08%
Misc Write-in 17 (W)		1	0.08%	1	0.08%
Misc Write-in 18 (W)		1	0.08%	1	0.08%
Misc Write-in 19 (W)		1	0.08%	1	0.08%
Misc Write-in 2 (W)		6	0.46%	6	0.46%
Misc Write-in 20 (W)		1	0.08%	1	0.08%
Misc Write-in 21 (W)		1	0.08%	1	0.08%
Misc Write-in 22 (W)		1	0.08%	1	0.08%
Misc Write-in 23 (W)		1	0.08%	1	0.08%
Misc Write-in 24 (W)		1	0.08%	1	0.08%
Misc Write-in 25 (W)		1	0.08%	1	0.08%
Misc Write-in 26 (W)		1	0.08%	1	0.08%
Misc Write-in 27 (W)		1	0.08%	1	0.08%

Cumulative Results Report

Official

Run Time 5:49 PM
Run Date 06/11/2026

Marion County, Oregon

Gubernatorial Primary Election

5/19/2026

Page 78

Official Results

Registered Voters
89347 of 228823 = 39.05%

Precincts Reporting
119 of 119 = 100.00%

Precinct 405 2-Year Term - Democrat

Precincts			Voters		
Counted	Total	Percent	Ballots	Registered	Percent
1	1	100.00%	800	7,313	10.94%

Choice	Party	Vote by Mail		Total	
Misc Write-in 28 (W)		1	0.08%	1	0.08%
Misc Write-in 3 (W)		5	0.38%	5	0.38%
Misc Write-in 4 (W)		3	0.23%	3	0.23%
Misc Write-in 5 (W)		1	0.08%	1	0.08%
Misc Write-in 6 (W)		1	0.08%	1	0.08%
Misc Write-in 7 (W)		1	0.08%	1	0.08%
Misc Write-in 8 (W)		1	0.08%	1	0.08%
Misc Write-in 9 (W)		0	0.00%	0	0.00%
Quinn Stoddard (W)		0	0.00%	0	0.00%
Raul Suarez (W)		0	0.00%	0	0.00%
Rebecca A Olson (W)		0	0.00%	0	0.00%
Ricky C Love (W)		0	0.00%	0	0.00%
Roxsana Guevara-Pedoza (W)		0	0.00%	0	0.00%
Teri L Nisbet (W)		0	0.00%	0	0.00%
Tiffany L Keppinger (W)		0	0.00%	0	0.00%
Cast Votes:		1,315	100.00%	1,315	100.00%
Undervotes:		21,885		21,885	
Overvotes:		0		0	

Precinct 405 2-Year Term - Republican

Precincts			Voters		
Counted	Total	Percent	Ballots	Registered	Percent
1	1	100.00%	934	7,313	12.77%

Choice	Party	Vote by Mail		Total	
Lilly Adams		268	15.42%	268	15.42%
Jason Baker		294	16.92%	294	16.92%
Julio Cesar Chirinos		243	13.98%	243	13.98%
Jessica Davidson		301	17.32%	301	17.32%
Bobbie Rogers		259	14.90%	259	14.90%
Darrell Fuller		288	16.57%	288	16.57%
Misc Write-in (W)		32	1.84%	32	1.84%
Misc Write-in 10 (W)		2	0.12%	2	0.12%
Misc Write-in 11 (W)		2	0.12%	2	0.12%
Misc Write-in 12 (W)		2	0.12%	2	0.12%

Cumulative Results Report

Official

Run Time 5:49 PM
Run Date 06/11/2026

Marion County, Oregon

Gubernatorial Primary Election

5/19/2026

Page 79

Official Results

Registered Voters
89347 of 228823 = 39.05%

Precincts Reporting
119 of 119 = 100.00%

Precinct 405 2-Year Term - Republican

Precincts			Voters		
Counted	Total	Percent	Ballots	Registered	Percent
1	1	100.00%	934	7,313	12.77%

Choice	Party	Vote by Mail		Total	
Misc Write-in 13 (W)		2	0.12%	2	0.12%
Misc Write-in 14 (W)		2	0.12%	2	0.12%
Misc Write-in 15 (W)		2	0.12%	2	0.12%
Misc Write-in 16 (W)		2	0.12%	2	0.12%
Misc Write-in 17 (W)		2	0.12%	2	0.12%
Misc Write-in 18 (W)		2	0.12%	2	0.12%
Misc Write-in 19 (W)		1	0.06%	1	0.06%
Misc Write-in 2 (W)		7	0.40%	7	0.40%
Misc Write-in 20 (W)		1	0.06%	1	0.06%
Misc Write-in 21 (W)		1	0.06%	1	0.06%
Misc Write-in 22 (W)		1	0.06%	1	0.06%
Misc Write-in 23 (W)		1	0.06%	1	0.06%
Misc Write-in 24 (W)		1	0.06%	1	0.06%
Misc Write-in 25 (W)		1	0.06%	1	0.06%
Misc Write-in 26 (W)		1	0.06%	1	0.06%
Misc Write-in 27 (W)		1	0.06%	1	0.06%
Misc Write-in 28 (W)		1	0.06%	1	0.06%
Misc Write-in 29 (W)		1	0.06%	1	0.06%
Misc Write-in 3 (W)		4	0.23%	4	0.23%
Misc Write-in 30 (W)		0	0.00%	0	0.00%
Misc Write-in 4 (W)		3	0.17%	3	0.17%
Misc Write-in 5 (W)		2	0.12%	2	0.12%
Misc Write-in 6 (W)		2	0.12%	2	0.12%
Misc Write-in 7 (W)		2	0.12%	2	0.12%
Misc Write-in 8 (W)		2	0.12%	2	0.12%
Misc Write-in 9 (W)		2	0.12%	2	0.12%
Cast Votes:		1,738	100.00%	1,738	100.00%
Undervotes:		25,348		25,348	
Overvotes:		0		0	

Cumulative Results Report

Official

Run Time 5:49 PM
Run Date 06/11/2026

Marion County, Oregon

Gubernatorial Primary Election

5/19/2026

Page 80

Official Results

Registered Voters
89347 of 228823 = 39.05%

Precincts Reporting
119 of 119 = 100.00%

Precinct 406 2-Year Term - Democrat

Precincts			Voters		
Counted	Total	Percent	Ballots	Registered	Percent
1	1	100.00%	154	1,403	10.98%

Choice	Party	Vote by Mail		Total	
Kathy Lincoln		76	45.24%	76	45.24%
Michele Schwartz		74	44.05%	74	44.05%
Linda J Walker (W)		2	1.19%	2	1.19%
Misc Write-in (W)		8	4.76%	8	4.76%
Misc Write-in 2 (W)		3	1.79%	3	1.79%
Misc Write-in 3 (W)		1	0.60%	1	0.60%
Misc Write-in 4 (W)		1	0.60%	1	0.60%
Misc Write-in 5 (W)		1	0.60%	1	0.60%
Samantha Rogers (W)		2	1.19%	2	1.19%
Wayne A Satter (W)		0	0.00%	0	0.00%
Cast Votes:		168	100.00%	168	100.00%
Undervotes:		744		744	
Overvotes:		2		2	

Precinct 406 2-Year Term - Republican

Precincts			Voters		
Counted	Total	Percent	Ballots	Registered	Percent
1	1	100.00%	189	1,403	13.47%

Choice	Party	Vote by Mail		Total	
Sandra Rossi		74	31.22%	74	31.22%
David Farr		80	33.76%	80	33.76%
Sophia Farr		68	28.69%	68	28.69%
Misc Write-in (W)		10	4.22%	10	4.22%
Misc Write-in 2 (W)		4	1.69%	4	1.69%
Misc Write-in 3 (W)		1	0.42%	1	0.42%
Cast Votes:		237	100.00%	237	100.00%
Undervotes:		897		897	
Overvotes:		0		0	

Cumulative Results Report

Marion County, Oregon

Official Results

Official

Gubernatorial Primary Election

Registered Voters
89347 of 228823 = 39.05%
Precincts Reporting
119 of 119 = 100.00%

Run Time 5:49 PM
Run Date 06/11/2026

5/19/2026
Page 81

Precinct 505 2-Year Term - Democrat

Precincts			Voters		
Counted	Total	Percent	Ballots	Registered	Percent
1	1	100.00%	45	323	13.93%

Choice	Party	Vote by Mail		Total	
Misc Write-in (W)		0	0.00%	0	0.00%
	Cast Votes:	0	0.00%	0	0.00%
	Undervotes:	90		90	
	Overvotes:	0		0	

Precinct 505 2-Year Term - Republican

Precincts			Voters		
Counted	Total	Percent	Ballots	Registered	Percent
1	1	100.00%	80	323	24.77%

Choice	Party	Vote by Mail		Total	
Mark McKay (W)		2	28.57%	2	28.57%
Misc Write-in (W)		2	28.57%	2	28.57%
Misc Write-in 2 (W)		1	14.29%	1	14.29%
Wayne Blair (W)		2	28.57%	2	28.57%
	Cast Votes:	7	100.00%	7	100.00%
	Undervotes:	153		153	
	Overvotes:	0		0	

Precinct 515 2-Year Term - Democrat

Precincts			Voters		
Counted	Total	Percent	Ballots	Registered	Percent
1	1	100.00%	74	755	9.80%

Choice	Party	Vote by Mail		Total	
Misc Write-in (W)		3	100.00%	3	100.00%
	Cast Votes:	3	100.00%	3	100.00%
	Undervotes:	219		219	
	Overvotes:	0		0	

Cumulative Results Report

Marion County, Oregon

Official Results

Official

Gubernatorial Primary Election

Registered Voters
89347 of 228823 = 39.05%

Precincts Reporting
119 of 119 = 100.00%

Run Time 5:49 PM
Run Date 06/11/2026

5/19/2026
Page 82

Precinct 515 2-Year Term - Republican

Precincts			Voters		
Counted	Total	Percent	Ballots	Registered	Percent
1	1	100.00%	169	755	22.38%

Choice	Party	Vote by Mail		Total	
Misc Write-in (W)		12	60.00%	12	60.00%
Misc Write-in 2 (W)		5	25.00%	5	25.00%
Misc Write-in 3 (W)		3	15.00%	3	15.00%
Cast Votes:		20	100.00%	20	100.00%
Undervotes:		487		487	
Overvotes:		0		0	

Precinct 525 2-Year Term - Democrat

Precincts			Voters		
Counted	Total	Percent	Ballots	Registered	Percent
1	1	100.00%	150	910	16.48%

Choice	Party	Vote by Mail		Total	
Misc Write-in (W)		3	60.00%	3	60.00%
Misc Write-in 2 (W)		1	20.00%	1	20.00%
Misc Write-in 3 (W)		1	20.00%	1	20.00%
Cast Votes:		5	100.00%	5	100.00%
Undervotes:		595		595	
Overvotes:		0		0	

Precinct 525 2-Year Term - Republican

Precincts			Voters		
Counted	Total	Percent	Ballots	Registered	Percent
1	1	100.00%	199	910	21.87%

Choice	Party	Vote by Mail		Total	
Will Guttormsen		87	88.78%	87	88.78%
Misc Write-in (W)		8	8.16%	8	8.16%
Misc Write-in 2 (W)		2	2.04%	2	2.04%
Misc Write-in 3 (W)		1	1.02%	1	1.02%
Cast Votes:		98	100.00%	98	100.00%
Undervotes:		698		698	
Overvotes:		0		0	

Cumulative Results Report

Official

Run Time 5:49 PM
Run Date 06/11/2026

Marion County, Oregon

Gubernatorial Primary Election

5/19/2026

Page 83

Official Results

Registered Voters
89347 of 228823 = 39.05%

Precincts Reporting
119 of 119 = 100.00%

Precinct 535 2-Year Term - Democrat

Precincts			Voters		
Counted	Total	Percent	Ballots	Registered	Percent
1	1	100.00%	187	2,094	8.93%

Choice	Party	Vote by Mail		Total	
Misc Write-in (W)		8	61.54%	8	61.54%
Misc Write-in 2 (W)		1	7.69%	1	7.69%
Misc Write-in 3 (W)		1	7.69%	1	7.69%
Misc Write-in 4 (W)		1	7.69%	1	7.69%
Misc Write-in 5 (W)		1	7.69%	1	7.69%
Misc Write-in 6 (W)		1	7.69%	1	7.69%
Cast Votes:		13	100.00%	13	100.00%
Undervotes:		1,483		1,483	
Overvotes:		0		0	

Precinct 535 2-Year Term - Republican

Precincts			Voters		
Counted	Total	Percent	Ballots	Registered	Percent
1	1	100.00%	306	2,094	14.61%

Choice	Party	Vote by Mail		Total	
Ben Fisher		152	34.86%	152	34.86%
Charles J Fobert		121	27.75%	121	27.75%
Stephanie Fobert		116	26.61%	116	26.61%
Misc Write-in (W)		24	5.50%	24	5.50%
Misc Write-in 2 (W)		11	2.52%	11	2.52%
Misc Write-in 3 (W)		4	0.92%	4	0.92%
Misc Write-in 4 (W)		3	0.69%	3	0.69%
Misc Write-in 5 (W)		3	0.69%	3	0.69%
Misc Write-in 6 (W)		1	0.23%	1	0.23%
Misc Write-in 7 (W)		1	0.23%	1	0.23%
Cast Votes:		436	100.00%	436	100.00%
Undervotes:		2,004		2,004	
Overvotes:		1		1	

Cumulative Results Report

Official

Run Time
Run Date

5:49 PM
06/11/2026

Marion County, Oregon

Gubernatorial Primary Election

5/19/2026
Page 84

Official Results

Registered Voters
89347 of 228823 = 39.05%

Precincts Reporting
119 of 119 = 100.00%

Precinct 545 2-Year Term - Democrat

Precincts			Voters		
Counted	Total	Percent	Ballots	Registered	Percent
1	1	100.00%	124	1,507	8.23%

Choice	Party	Vote by Mail		Total	
		0	0.00%	0	0.00%
April M Estrada-Whittle (W)		0	0.00%	0	0.00%
Kimberly D Medellin-Benito (W)		5	50.00%	5	50.00%
Misc Write-in (W)		1	10.00%	1	10.00%
Misc Write-in 2 (W)		1	10.00%	1	10.00%
Misc Write-in 3 (W)		1	10.00%	1	10.00%
Misc Write-in 4 (W)		1	10.00%	1	10.00%
Misc Write-in 5 (W)		1	10.00%	1	10.00%
Misc Write-in 6 (W)		1	10.00%	1	10.00%
Cast Votes:		10	100.00%	10	100.00%
Undervotes:		734		734	
Overvotes:		0		0	

Precinct 545 2-Year Term - Republican

Precincts			Voters		
Counted	Total	Percent	Ballots	Registered	Percent
1	1	100.00%	130	1,507	8.63%

Choice	Party	Vote by Mail		Total	
Misc Write-in (W)		8	100.00%	8	100.00%
Cast Votes:		8	100.00%	8	100.00%
Undervotes:		772		772	
Overvotes:		0		0	

Cumulative Results Report

Official

Run Time 5:49 PM
Run Date 06/11/2026

Marion County, Oregon

Gubernatorial Primary Election

5/19/2026

Page 85

Official Results

Registered Voters
89347 of 228823 = 39.05%

Precincts Reporting
119 of 119 = 100.00%

Precinct 555 2-Year Term - Democrat

Precincts			Voters		
Counted	Total	Percent	Ballots	Registered	Percent
1	1	100.00%	308	2,406	12.80%

Choice	Party	Vote by Mail		Total	
Patricia Klaoe Fischer		160	89.89%	160	89.89%
Misc Write-in (W)		4	2.25%	4	2.25%
Misc Write-in 2 (W)		3	1.69%	3	1.69%
Misc Write-in 3 (W)		3	1.69%	3	1.69%
Misc Write-in 4 (W)		2	1.12%	2	1.12%
Misc Write-in 5 (W)		2	1.12%	2	1.12%
Misc Write-in 6 (W)		1	0.56%	1	0.56%
Misc Write-in 7 (W)		1	0.56%	1	0.56%
Misc Write-in 8 (W)		1	0.56%	1	0.56%
Misc Write-in 9 (W)		1	0.56%	1	0.56%
Cast Votes:		178	100.00%	178	100.00%
Undervotes:		2,902		2,902	
Overvotes:		0		0	

Cumulative Results Report

Official

Run Time 5:49 PM
Run Date 06/11/2026

Marion County, Oregon

Gubernatorial Primary Election

5/19/2026

Page 86

Official Results

Registered Voters
89347 of 228823 = 39.05%

Precincts Reporting
119 of 119 = 100.00%

Precinct 555 2-Year Term - Republican

Precincts			Voters		
Counted	Total	Percent	Ballots	Registered	Percent
1	1	100.00%	506	2,406	21.03%

Choice	Party	Vote by Mail		Total	
Matt Ketchem		228	61.96%	228	61.96%
Abigail Beyer (W)		19	5.16%	19	5.16%
Anthony Mayer (W)		4	1.09%	4	1.09%
Bradley Grassman (W)		14	3.80%	14	3.80%
Gary Grassman (W)		14	3.80%	14	3.80%
Kelly Grassman (W)		15	4.08%	15	4.08%
Misc Write-in (W)		18	4.89%	18	4.89%
Misc Write-in 2 (W)		2	0.54%	2	0.54%
Misc Write-in 3 (W)		2	0.54%	2	0.54%
Misc Write-in 4 (W)		2	0.54%	2	0.54%
Misc Write-in 5 (W)		9	2.45%	9	2.45%
Misc Write-in 6 (W)		8	2.17%	8	2.17%
Misc Write-in 7 (W)		5	1.36%	5	1.36%
Misc Write-in 8 (W)		5	1.36%	5	1.36%
Misc Write-in 9 (W)		3	0.82%	3	0.82%
Sara Beyer (W)		20	5.43%	20	5.43%
Cast Votes:		368	100.00%	368	100.00%
Undervotes:		4,672		4,672	
Overvotes:		2		2	

Precinct 577 2-Year Term - Democrat

Precincts			Voters		
Counted	Total	Percent	Ballots	Registered	Percent
1	1	100.00%	54	667	8.10%

Choice	Party	Vote by Mail		Total	
Misc Write-in (W)		3	42.86%	3	42.86%
Misc Write-in 2 (W)		2	28.57%	2	28.57%
Misc Write-in 3 (W)		2	28.57%	2	28.57%
Cast Votes:		7	100.00%	7	100.00%
Undervotes:		155		155	
Overvotes:		0		0	

Cumulative Results Report

Official

Run Time 5:49 PM
Run Date 06/11/2026

Marion County, Oregon

Gubernatorial Primary Election

5/19/2026

Page 87

Official Results

Registered Voters
89347 of 228823 = 39.05%

Precincts Reporting
119 of 119 = 100.00%

Precinct 577 2-Year Term - Republican

Precincts			Voters		
Counted	Total	Percent	Ballots	Registered	Percent
1	1	100.00%	162	667	24.29%

Choice	Party	Vote by Mail		Total	
Steven J Chapin		75	47.17%	75	47.17%
Noah Justice		65	40.88%	65	40.88%
Misc Write-in (W)		14	8.81%	14	8.81%
Misc Write-in 2 (W)		3	1.89%	3	1.89%
Misc Write-in 3 (W)		2	1.26%	2	1.26%
Cast Votes:		159	100.00%	159	100.00%
Undervotes:		327		327	
Overvotes:		0		0	

Precinct 579 2-Year Term - Democrat

Precincts			Voters		
Counted	Total	Percent	Ballots	Registered	Percent
1	1	100.00%	28	223	12.56%

Choice	Party	Vote by Mail		Total	
Misc Write-in (W)		1	50.00%	1	50.00%
Misc Write-in 2 (W)		1	50.00%	1	50.00%
Cast Votes:		2	100.00%	2	100.00%
Undervotes:		54		54	
Overvotes:		0		0	

Precinct 579 2-Year Term - Republican

Precincts			Voters		
Counted	Total	Percent	Ballots	Registered	Percent
1	1	100.00%	53	223	23.77%

Choice	Party	Vote by Mail		Total	
Misc Write-in (W)		4	100.00%	4	100.00%
Cast Votes:		4	100.00%	4	100.00%
Undervotes:		102		102	
Overvotes:		0		0	

Cumulative Results Report

Official

Run Time 5:49 PM
Run Date 06/11/2026

Marion County, Oregon

Gubernatorial Primary Election

5/19/2026
Page 88

Official Results

Registered Voters
89347 of 228823 = 39.05%
Precincts Reporting
119 of 119 = 100.00%

Precinct 580 2-Year Term - Democrat

Precincts			Voters		
Counted	Total	Percent	Ballots	Registered	Percent
1	1	100.00%	92	1,141	8.06%

Choice	Party	Vote by Mail		Total	
Misc Write-in (W)		3	100.00%	3	100.00%
	Cast Votes:	3	100.00%	3	100.00%
	Undervotes:	457		457	
	Overvotes:	0		0	

Precinct 580 2-Year Term - Republican

Precincts			Voters		
Counted	Total	Percent	Ballots	Registered	Percent
1	1	100.00%	327	1,141	28.66%

Choice	Party	Vote by Mail		Total	
Misc Write-in (W)		9	52.94%	9	52.94%
Misc Write-in 2 (W)		2	11.76%	2	11.76%
Misc Write-in 3 (W)		2	11.76%	2	11.76%
Misc Write-in 4 (W)		2	11.76%	2	11.76%
Misc Write-in 5 (W)		2	11.76%	2	11.76%
	Cast Votes:	17	100.00%	17	100.00%
	Undervotes:	1,618		1,618	
	Overvotes:	0		0	

Cumulative Results Report

Official

Run Time 5:49 PM
Run Date 06/11/2026

Marion County, Oregon

Gubernatorial Primary Election

5/19/2026

Page 89

Official Results

Registered Voters
89347 of 228823 = 39.05%

Precincts Reporting
119 of 119 = 100.00%

Precinct 581 2-Year Term - Democrat

Precincts			Voters		
Counted	Total	Percent	Ballots	Registered	Percent
1	1	100.00%	278	3,051	9.11%

Choice	Party	Vote by Mail		Total	
Joan Doty (W)		1	16.67%	1	16.67%
Merie Stultzman (W)		1	16.67%	1	16.67%
Misc Write-in (W)		2	33.33%	2	33.33%
Misc Write-in 2 (W)		1	16.67%	1	16.67%
Misc Write-in 3 (W)		1	16.67%	1	16.67%
Cast Votes:		6	100.00%	6	100.00%
Undervotes:		3,330		3,330	
Overvotes:		0		0	

Cumulative Results Report

Official

Run Time 5:49 PM
Run Date 06/11/2026

Marion County, Oregon

Gubernatorial Primary Election

5/19/2026

Page 90

Official Results

Registered Voters
89347 of 228823 = 39.05%

Precincts Reporting
119 of 119 = 100.00%

Precinct 581 2-Year Term - Republican

Precincts			Voters		
Counted	Total	Percent	Ballots	Registered	Percent
1	1	100.00%	693	3,051	22.71%

Choice	Party	Vote by Mail		Total	
Joan Doty		216	15.34%	216	15.34%
F David P Doty		209	14.84%	209	14.84%
Greg Leo		223	15.84%	223	15.84%
Rachel Leo		226	16.05%	226	16.05%
Merle L Stutzman		245	17.40%	245	17.40%
Matthew James Williams		215	15.27%	215	15.27%
Misc Write-in (W)		25	1.78%	25	1.78%
Misc Write-in 10 (W)		1	0.07%	1	0.07%
Misc Write-in 11 (W)		1	0.07%	1	0.07%
Misc Write-in 12 (W)		1	0.07%	1	0.07%
Misc Write-in 2 (W)		11	0.78%	11	0.78%
Misc Write-in 3 (W)		8	0.57%	8	0.57%
Misc Write-in 4 (W)		8	0.57%	8	0.57%
Misc Write-in 5 (W)		7	0.50%	7	0.50%
Misc Write-in 6 (W)		6	0.43%	6	0.43%
Misc Write-in 7 (W)		2	0.14%	2	0.14%
Misc Write-in 8 (W)		2	0.14%	2	0.14%
Misc Write-in 9 (W)		2	0.14%	2	0.14%
Cast Votes:		1,408	100.00%	1,408	100.00%
Undervotes:		6,908		6,908	
Overvotes:		0		0	

Cumulative Results Report

Official

Run Time
Run Date

5:49 PM
06/11/2026

Marion County, Oregon

Gubernatorial Primary Election

5/19/2026

Page 91

Official Results

Registered Voters
89347 of 228823 = 39.05%

Precincts Reporting
119 of 119 = 100.00%

Precinct 582 2-Year Term - Democrat

Precincts			Voters		
Counted	Total	Percent	Ballots	Registered	Percent
1	1	100.00%	92	1,426	6.45%

Choice	Party	Vote by Mail		Total	
Barbara O Parr (W)		2	25.00%	2	25.00%
John F Rivas (W)		2	25.00%	2	25.00%
Lorena Heredia (W)		2	25.00%	2	25.00%
Misc Write-in (W)		0	0.00%	0	0.00%
Misc Write-in 2 (W)		0	0.00%	0	0.00%
Misc Write-in 3 (W)		0	0.00%	0	0.00%
Cast Votes:		8	100.00%	8	100.00%
Undervotes:		544		544	
Overvotes:		0		0	

Precinct 582 2-Year Term - Republican

Precincts			Voters		
Counted	Total	Percent	Ballots	Registered	Percent
1	1	100.00%	361	1,426	25.32%

Choice	Party	Vote by Mail		Total	
Jacob D Cramer		117	23.26%	117	23.26%
Tracy Cramer		210	41.75%	210	41.75%
Carol Zielinski		141	28.03%	141	28.03%
Misc Write-in (W)		16	3.18%	16	3.18%
Misc Write-in 2 (W)		10	1.99%	10	1.99%
Misc Write-in 3 (W)		7	1.39%	7	1.39%
Misc Write-in 4 (W)		2	0.40%	2	0.40%
Cast Votes:		503	100.00%	503	100.00%
Undervotes:		1,645		1,645	
Overvotes:		3		3	

Cumulative Results Report

Official

Run Time

Run Date

5:49 PM

06/11/2026

Marion County, Oregon

Gubernatorial Primary Election

5/19/2026

Page 92

Official Results

Registered Voters

89347 of 228823 = 39.05%

Precincts Reporting

119 of 119 = 100.00%

Precinct 583 2-Year Term - Democrat

Precincts			Voters		
Counted	Total	Percent	Ballots	Registered	Percent
1	1	100.00%	94	1,495	6.29%

Choice	Party	Vote by Mail		Total	
Misc Write-in (W)		3	75.00%	3	75.00%
Misc Write-in 2 (W)		1	25.00%	1	25.00%
Cast Votes:		4	100.00%	4	100.00%
Undervotes:		560		560	
Overvotes:		0		0	

Precinct 583 2-Year Term - Republican

Precincts			Voters		
Counted	Total	Percent	Ballots	Registered	Percent
1	1	100.00%	360	1,495	24.08%

Choice	Party	Vote by Mail		Total	
Misc Write-in (W)		15	51.72%	15	51.72%
Misc Write-in 2 (W)		3	10.34%	3	10.34%
Misc Write-in 3 (W)		3	10.34%	3	10.34%
Misc Write-in 4 (W)		3	10.34%	3	10.34%
Misc Write-in 5 (W)		3	10.34%	3	10.34%
Misc Write-in 6 (W)		2	6.90%	2	6.90%
Cast Votes:		29	100.00%	29	100.00%
Undervotes:		2,131		2,131	
Overvotes:		0		0	

Precinct 584 2-Year Term - Democrat

Precincts			Voters		
Counted	Total	Percent	Ballots	Registered	Percent
1	1	100.00%	0	25	0.00%

Choice	Party	Vote by Mail		Total	
Misc Write-in (W)		0	0.00%	0	0.00%
Cast Votes:		0	0.00%	0	0.00%
Undervotes:		0		0	
Overvotes:		0		0	

Cumulative Results Report

Official

Run Time 5:49 PM
Run Date 06/11/2026

Marion County, Oregon

Gubernatorial Primary Election

5/19/2026

Page 93

Official Results

Registered Voters
89347 of 228823 = 39.05%

Precincts Reporting
119 of 119 = 100.00%

Precinct 584 2-Year Term - Republican

Precincts			Voters		
Counted	Total	Percent	Ballots	Registered	Percent
1	1	100.00%	8	25	32.00%

Choice	Party	Vote by Mail		Total	
Misc Write-in (W)		4	66.67%	4	66.67%
Misc Write-in 2 (W)		2	33.33%	2	33.33%
Cast Votes:		6	100.00%	6	100.00%
Undervotes:		10		10	
Overvotes:		0		0	

Precinct 586 2-Year Term - Democrat

Precincts			Voters		
Counted	Total	Percent	Ballots	Registered	Percent
1	1	100.00%	31	436	7.11%

Choice	Party	Vote by Mail		Total	
Misc Write-in (W)		1	100.00%	1	100.00%
Cast Votes:		1	100.00%	1	100.00%
Undervotes:		61		61	
Overvotes:		0		0	

Precinct 586 2-Year Term - Republican

Precincts			Voters		
Counted	Total	Percent	Ballots	Registered	Percent
1	1	100.00%	141	436	32.34%

Choice	Party	Vote by Mail		Total	
Misc Write-in (W)		10	71.43%	10	71.43%
Misc Write-in 2 (W)		4	28.57%	4	28.57%
Cast Votes:		14	100.00%	14	100.00%
Undervotes:		268		268	
Overvotes:		0		0	

Cumulative Results Report

Marion County, Oregon

Official Results

Official

Gubernatorial Primary Election

Registered Voters
89347 of 228823 = 39.05%

Run Time 5:49 PM
Run Date 06/11/2026

5/19/2026

Precincts Reporting
119 of 119 = 100.00%

Page 94

Precinct 587 2-Year Term - Democrat

Precincts			Voters		
Counted	Total	Percent	Ballots	Registered	Percent
1	1	100.00%	10	95	10.53%

Choice	Party	Vote by Mail		Total	
Misc Write-in (W)		0	0.00%	0	0.00%
	Cast Votes:	0	0.00%	0	0.00%
	Undervotes:	20		20	
	Overvotes:	0		0	

Precinct 587 2-Year Term - Republican

Precincts			Voters		
Counted	Total	Percent	Ballots	Registered	Percent
1	1	100.00%	37	95	38.95%

Choice	Party	Vote by Mail		Total	
Wally Lierman		20	100.00%	20	100.00%
Misc Write-in (W)		0	0.00%	0	0.00%
	Cast Votes:	20	100.00%	20	100.00%
	Undervotes:	54		54	
	Overvotes:	0		0	

Precinct 588 2-Year Term - Democrat

Precincts			Voters		
Counted	Total	Percent	Ballots	Registered	Percent
1	1	100.00%	1	18	5.56%

Choice	Party	Vote by Mail		Total	
Misc Write-in (W)		0	0.00%	0	0.00%
	Cast Votes:	0	0.00%	0	0.00%
	Undervotes:	2		2	
	Overvotes:	0		0	

Cumulative Results Report

Official

Run Time 5:49 PM
Run Date 06/11/2026

Marion County, Oregon

Gubernatorial Primary Election

5/19/2026

Page 95

Official Results

Registered Voters
89347 of 228823 = 39.05%

Precincts Reporting
119 of 119 = 100.00%

Precinct 588 2-Year Term - Republican

Precincts			Voters		
Counted	Total	Percent	Ballots	Registered	Percent
1	1	100.00%	3	18	16.67%

Choice	Party	Vote by Mail	Total
Misc Write-in (W)		1 100.00%	1 100.00%
	Cast Votes:	1 100.00%	1 100.00%
	Undervotes:	5	5
	Overvotes:	0	0

Precinct 589 2-Year Term - Democrat

Precincts			Voters		
Counted	Total	Percent	Ballots	Registered	Percent
1	1	100.00%	9	44	20.45%

Choice	Party	Vote by Mail	Total
Misc Write-in (W)		1 50.00%	1 50.00%
Misc Write-in 2 (W)		1 50.00%	1 50.00%
	Cast Votes:	2 100.00%	2 100.00%
	Undervotes:	16	16
	Overvotes:	0	0

Precinct 589 2-Year Term - Republican

Precincts			Voters		
Counted	Total	Percent	Ballots	Registered	Percent
1	1	100.00%	10	44	22.73%

Choice	Party	Vote by Mail	Total
Misc Write-in (W)		2 100.00%	2 100.00%
	Cast Votes:	2 100.00%	2 100.00%
	Undervotes:	18	18
	Overvotes:	0	0

Cumulative Results Report

Official

Run Time 5:49 PM
Run Date 06/11/2026

Marion County, Oregon

Gubernatorial Primary Election

5/19/2026

Page 96

Official Results

Registered Voters
89347 of 228823 = 39.05%

Precincts Reporting
119 of 119 = 100.00%

Precinct 590 2-Year Term - Democrat

Precincts			Voters		
Counted	Total	Percent	Ballots	Registered	Percent
1	1	100.00%	75	1,037	7.23%

Choice	Party	Vote by Mail		Total	
Misc Write-in (W)		2	40.00%	2	40.00%
Misc Write-in 2 (W)		1	20.00%	1	20.00%
Misc Write-in 3 (W)		1	20.00%	1	20.00%
Misc Write-in 4 (W)		1	20.00%	1	20.00%
Cast Votes:		5	100.00%	5	100.00%
Undervotes:		295		295	
Overvotes:		0		0	

Precinct 590 2-Year Term - Republican

Precincts			Voters		
Counted	Total	Percent	Ballots	Registered	Percent
1	1	100.00%	352	1,037	33.94%

Choice	Party	Vote by Mail		Total	
Misc Write-in (W)		13	31.71%	13	31.71%
Misc Write-in 2 (W)		10	24.39%	10	24.39%
Misc Write-in 3 (W)		9	21.95%	9	21.95%
Misc Write-in 4 (W)		9	21.95%	9	21.95%
Cast Votes:		41	100.00%	41	100.00%
Undervotes:		1,367		1,367	
Overvotes:		0		0	

Cumulative Results Report

Official

Run Time
Run Date

5:49 PM
06/11/2026

Marion County, Oregon

Gubernatorial Primary Election

5/19/2026
Page 97

Official Results

Registered Voters
89347 of 228823 = 39.05%

Precincts Reporting
119 of 119 = 100.00%

Precinct 591 2-Year Term - Democrat

Precincts			Voters		
Counted	Total	Percent	Ballots	Registered	Percent
1	1	100.00%	45	872	5.16%

Choice	Party	Vote by Mail		Total	
Misc Write-in (W)		3	60.00%	3	60.00%
Misc Write-in 2 (W)		1	20.00%	1	20.00%
Misc Write-in 3 (W)		1	20.00%	1	20.00%
Cast Votes:		5	100.00%	5	100.00%
Undervotes:		130		130	
Overvotes:		0		0	

Precinct 591 2-Year Term - Republican

Precincts			Voters		
Counted	Total	Percent	Ballots	Registered	Percent
1	1	100.00%	147	872	16.86%

Choice	Party	Vote by Mail		Total	
Misc Write-in (W)		13	92.86%	13	92.86%
Misc Write-in 2 (W)		1	7.14%	1	7.14%
Cast Votes:		14	100.00%	14	100.00%
Undervotes:		427		427	
Overvotes:		0		0	

Precinct 592 2-Year Term - Democrat

Precincts			Voters		
Counted	Total	Percent	Ballots	Registered	Percent
1	1	100.00%	20	146	13.70%

Choice	Party	Vote by Mail		Total	
Misc Write-in (W)		0	0.00%	0	0.00%
Cast Votes:		0	0.00%	0	0.00%
Undervotes:		40		40	
Overvotes:		0		0	

Cumulative Results Report

Official

Run Time
Run Date

5:49 PM
06/11/2026

Marion County, Oregon

Gubernatorial Primary Election

5/19/2026

Page 98

Official Results

Registered Voters
89347 of 228823 = 39.05%

Precincts Reporting
119 of 119 = 100.00%

Precinct 592 2-Year Term - Republican

Precincts			Voters		
Counted	Total	Percent	Ballots	Registered	Percent
1	1	100.00%	52	146	35.62%

Choice	Party	Vote by Mail		Total	
Misc Write-in (W)		1	50.00%	1	50.00%
Misc Write-in 2 (W)		1	50.00%	1	50.00%
Cast Votes:		2	100.00%	2	100.00%
Undervotes:		102		102	
Overvotes:		0		0	

Precinct 593 2-Year Term - Democrat

Precincts			Voters		
Counted	Total	Percent	Ballots	Registered	Percent
1	1	100.00%	1	73	1.37%

Choice	Party	Vote by Mail		Total	
Misc Write-in (W)		0	0.00%	0	0.00%
Cast Votes:		0	0.00%	0	0.00%
Undervotes:		2		2	
Overvotes:		0		0	

Precinct 593 2-Year Term - Republican

Precincts			Voters		
Counted	Total	Percent	Ballots	Registered	Percent
1	1	100.00%	13	73	17.81%

Choice	Party	Vote by Mail		Total	
Misc Write-in (W)		3	100.00%	3	100.00%
Cast Votes:		3	100.00%	3	100.00%
Undervotes:		23		23	
Overvotes:		0		0	

Cumulative Results Report

Official

Run Time 5:49 PM
Run Date 06/11/2026

Marion County, Oregon

Gubernatorial Primary Election

5/19/2026

Page 99

Official Results

Registered Voters
89347 of 228823 = 39.05%

Precincts Reporting
119 of 119 = 100.00%

Precinct 594 2-Year Term - Democrat

Precincts			Voters		
Counted	Total	Percent	Ballots	Registered	Percent
1	1	100.00%	27	410	6.59%

Choice	Party	Vote by Mail	Total
Misc Write-in (W)		1 100.00%	1 100.00%
	Cast Votes:	1 100.00%	1 100.00%
	Undervotes:	53	53
	Overvotes:	0	0

Precinct 594 2-Year Term - Republican

Precincts			Voters		
Counted	Total	Percent	Ballots	Registered	Percent
1	1	100.00%	54	410	13.17%

Choice	Party	Vote by Mail	Total
Misc Write-in (W)		1 100.00%	1 100.00%
	Cast Votes:	1 100.00%	1 100.00%
	Undervotes:	107	107
	Overvotes:	0	0

Precinct 615 2-Year Term - Democrat

Precincts			Voters		
Counted	Total	Percent	Ballots	Registered	Percent
1	1	100.00%	26	317	8.20%

Choice	Party	Vote by Mail	Total
Misc Write-in (W)		1 100.00%	1 100.00%
	Cast Votes:	1 100.00%	1 100.00%
	Undervotes:	51	51
	Overvotes:	0	0

Cumulative Results Report

Marion County, Oregon

Official Results

Gubernatorial Primary Election

Registered Voters
89347 of 228823 = 39.05%

Official

Precincts Reporting
119 of 119 = 100.00%

Run Time 5:49 PM
Run Date 06/11/2026

5/19/2026

Page 100

Precinct 615 2-Year Term - Republican

Precincts			Voters		
Counted	Total	Percent	Ballots	Registered	Percent
1	1	100.00%	76	317	23.97%

Choice	Party	Vote by Mail		Total	
Misc Write-in (W)		3	60.00%	3	60.00%
Misc Write-in 2 (W)		2	40.00%	2	40.00%
	Cast Votes:	5	100.00%	5	100.00%
	Undervotes:	147		147	
	Overvotes:	0		0	

Precinct 625 2-Year Term - Democrat

Precincts			Voters		
Counted	Total	Percent	Ballots	Registered	Percent
1	1	100.00%	483	3,265	14.79%

Choice	Party	Vote by Mail		Total	
Laurie Chadwick		282	34.86%	282	34.86%
Lee Mercer		248	30.66%	248	30.66%
David Litherland		225	27.81%	225	27.81%
Misc Write-in (W)		23	2.84%	23	2.84%
Misc Write-in 10 (W)		2	0.25%	2	0.25%
Misc Write-in 2 (W)		8	0.99%	8	0.99%
Misc Write-in 3 (W)		7	0.87%	7	0.87%
Misc Write-in 4 (W)		4	0.49%	4	0.49%
Misc Write-in 5 (W)		2	0.25%	2	0.25%
Misc Write-in 6 (W)		2	0.25%	2	0.25%
Misc Write-in 7 (W)		2	0.25%	2	0.25%
Misc Write-in 8 (W)		2	0.25%	2	0.25%
Misc Write-in 9 (W)		2	0.25%	2	0.25%
	Cast Votes:	809	100.00%	809	100.00%
	Undervotes:	5,470		5,470	
	Overvotes:	0		0	

Cumulative Results Report

Official

Run Time 5:49 PM
Run Date 06/11/2026

Marion County, Oregon

Gubernatorial Primary Election

5/19/2026

Page 101

Official Results

Registered Voters
89347 of 228823 = 39.05%

Precincts Reporting
119 of 119 = 100.00%

Precinct 625 2-Year Term - Republican

Precincts			Voters		
Counted	Total	Percent	Ballots	Registered	Percent
1	1	100.00%	535	3,265	16.39%

Choice	Party	Vote by Mail		Total	
Alan Clark Miller		193	44.27%	193	44.27%
Frances Hough Miller		166	38.07%	166	38.07%
Misc Write-in (W)		17	3.90%	17	3.90%
Misc Write-in 10 (W)		4	0.92%	4	0.92%
Misc Write-in 11 (W)		4	0.92%	4	0.92%
Misc Write-in 12 (W)		2	0.46%	2	0.46%
Misc Write-in 13 (W)		2	0.46%	2	0.46%
Misc Write-in 2 (W)		6	1.38%	6	1.38%
Misc Write-in 3 (W)		6	1.38%	6	1.38%
Misc Write-in 4 (W)		6	1.38%	6	1.38%
Misc Write-in 5 (W)		6	1.38%	6	1.38%
Misc Write-in 6 (W)		6	1.38%	6	1.38%
Misc Write-in 7 (W)		6	1.38%	6	1.38%
Misc Write-in 8 (W)		6	1.38%	6	1.38%
Misc Write-in 9 (W)		6	1.38%	6	1.38%
Cast Votes:		436	100.00%	436	100.00%
Undervotes:		6,519		6,519	
Overvotes:		0		0	

Cumulative Results Report

Official

Run Time 5:49 PM
Run Date 06/11/2026

Marion County, Oregon

Gubernatorial Primary Election

5/19/2026

Page 102

Official Results

Registered Voters
89347 of 228823 = 39.05%

Precincts Reporting
119 of 119 = 100.00%

Precinct 635 2-Year Term - Democrat

Precincts			Voters		
Counted	Total	Percent	Ballots	Registered	Percent
1	1	100.00%	820	4,435	18.49%

Choice	Party	Vote by Mail		Total	
Steve Barrett		349	25.42%	349	25.42%
Rett Weissenfels		336	24.47%	336	24.47%
Jason Freiling		571	41.59%	571	41.59%
Bonnie Ayers (W)		3	0.22%	3	0.22%
Brian T Pahle (W)		5	0.36%	5	0.36%
Craig J Bazzi (W)		4	0.29%	4	0.29%
Elijah Blair (W)		5	0.36%	5	0.36%
Misc Write-in (W)		34	2.48%	34	2.48%
Misc Write-in 10 (W)		4	0.29%	4	0.29%
Misc Write-in 11 (W)		3	0.22%	3	0.22%
Misc Write-in 12 (W)		2	0.15%	2	0.15%
Misc Write-in 2 (W)		16	1.17%	16	1.17%
Misc Write-in 3 (W)		10	0.73%	10	0.73%
Misc Write-in 4 (W)		8	0.58%	8	0.58%
Misc Write-in 5 (W)		6	0.44%	6	0.44%
Misc Write-in 6 (W)		5	0.36%	5	0.36%
Misc Write-in 7 (W)		4	0.29%	4	0.29%
Misc Write-in 8 (W)		4	0.29%	4	0.29%
Misc Write-in 9 (W)		4	0.29%	4	0.29%
Cast Votes:		1,373	100.00%	1,373	100.00%
Undervotes:		13,369		13,369	
Overvotes:		1		1	

Cumulative Results Report

Marion County, Oregon

Official Results

Official

Gubernatorial Primary Election

Registered Voters
89347 of 228823 = 39.05%

Run Time 5:49 PM

5/19/2026

Precincts Reporting

Run Date 06/11/2026

Page 103

119 of 119 = 100.00%

Precinct 635 2-Year Term - Republican

Precincts			Voters		
Counted	Total	Percent	Ballots	Registered	Percent
1	1	100.00%	836	4,435	18.85%

Choice	Party	Vote by Mail		Total	
Leah Hershberger		320	46.38%	320	46.38%
Tara R Pyle		277	40.14%	277	40.14%
Marycarmen Cressy (W)		2	0.29%	2	0.29%
Misc Write-in (W)		22	3.19%	22	3.19%
Misc Write-in 10 (W)		2	0.29%	2	0.29%
Misc Write-in 11 (W)		2	0.29%	2	0.29%
Misc Write-in 12 (W)		2	0.29%	2	0.29%
Misc Write-in 13 (W)		2	0.29%	2	0.29%
Misc Write-in 14 (W)		2	0.29%	2	0.29%
Misc Write-in 15 (W)		2	0.29%	2	0.29%
Misc Write-in 16 (W)		2	0.29%	2	0.29%
Misc Write-in 2 (W)		9	1.30%	9	1.30%
Misc Write-in 3 (W)		8	1.16%	8	1.16%
Misc Write-in 4 (W)		8	1.16%	8	1.16%
Misc Write-in 5 (W)		8	1.16%	8	1.16%
Misc Write-in 6 (W)		7	1.01%	7	1.01%
Misc Write-in 7 (W)		7	1.01%	7	1.01%
Misc Write-in 8 (W)		6	0.87%	6	0.87%
Misc Write-in 9 (W)		2	0.29%	2	0.29%
	Cast Votes:	690	100.00%	690	100.00%
	Undervotes:	14,358		14,358	
	Overvotes:	0		0	

Cumulative Results Report

Official

Run Time 5:49 PM
Run Date 06/11/2026

Marion County, Oregon

Gubernatorial Primary Election

5/19/2026

Page 104

Official Results

Registered Voters
89347 of 228823 = 39.05%

Precincts Reporting
119 of 119 = 100.00%

Precinct 645 2-Year Term - Democrat

Precincts			Voters		
Counted	Total	Percent	Ballots	Registered	Percent
1	1	100.00%	300	2,530	11.86%

Choice	Party	Vote by Mail		Total	
Kylie E Loving (W)		0	0.00%	0	0.00%
Misc Write-in (W)		6	100.00%	6	100.00%
Spencer D Bromely (W)		0	0.00%	0	0.00%
Cast Votes:		6	100.00%	6	100.00%
Undervotes:		2,994		2,994	
Overvotes:		0		0	

Precinct 645 2-Year Term - Republican

Precincts			Voters		
Counted	Total	Percent	Ballots	Registered	Percent
1	1	100.00%	852	2,530	33.68%

Choice	Party	Vote by Mail		Total	
Susan Pawloski		310	16.34%	310	16.34%
Dan Farrington		490	25.83%	490	25.83%
Linda Farrington		366	19.29%	366	19.29%
John Yost		327	17.24%	327	17.24%
Travis Yost		322	16.97%	322	16.97%
Misc Write-in (W)		28	1.48%	28	1.48%
Misc Write-in 2 (W)		18	0.95%	18	0.95%
Misc Write-in 3 (W)		13	0.69%	13	0.69%
Misc Write-in 4 (W)		11	0.58%	11	0.58%
Misc Write-in 5 (W)		9	0.47%	9	0.47%
Ralph Boedigheimer (W)		3	0.16%	3	0.16%
Cast Votes:		1,897	100.00%	1,897	100.00%
Undervotes:		6,603		6,603	
Overvotes:		2		2	

Precinct 655 2-Year Term - Democrat

Precincts			Voters		
Counted	Total	Percent	Ballots	Registered	Percent
1	1	100.00%	545	5,984	9.11%

Choice	Party	Vote by Mail		Total	
Anna K. Joyce (W)		1	1.89%	1	1.89%

Cumulative Results Report

Official

Run Time 5:49 PM
Run Date 06/11/2026

Marion County, Oregon

Gubernatorial Primary Election

5/19/2026

Page 105

Official Results

Registered Voters
89347 of 228823 = 39.05%

Precincts Reporting
119 of 119 = 100.00%

Precinct 655 2-Year Term - Democrat

Precincts			Voters		
Counted	Total	Percent	Ballots	Registered	Percent
1	1	100.00%	545	5,984	9.11%

Choice	Party	Vote by Mail		Total	
Benjamin J Howton (W)		1	1.89%	1	1.89%
Jason A Oliver (W)		1	1.89%	1	1.89%
Jennifer L Jechart (W)		1	1.89%	1	1.89%
Jennifer R Godfrey (W)		1	1.89%	1	1.89%
Kimberly J Richards (W)		1	1.89%	1	1.89%
Laura K Hollenbeck (W)		1	1.89%	1	1.89%
Megan P Underwood (W)		1	1.89%	1	1.89%
Misc Write-in (W)		13	24.53%	13	24.53%
Misc Write-in 10 (W)		1	1.89%	1	1.89%
Misc Write-in 11 (W)		1	1.89%	1	1.89%
Misc Write-in 12 (W)		1	1.89%	1	1.89%
Misc Write-in 13 (W)		1	1.89%	1	1.89%
Misc Write-in 14 (W)		1	1.89%	1	1.89%
Misc Write-in 15 (W)		1	1.89%	1	1.89%
Misc Write-in 16 (W)		1	1.89%	1	1.89%
Misc Write-in 17 (W)		1	1.89%	1	1.89%
Misc Write-in 18 (W)		1	1.89%	1	1.89%
Misc Write-in 19 (W)		1	1.89%	1	1.89%
Misc Write-in 2 (W)		4	7.55%	4	7.55%
Misc Write-in 20 (W)		1	1.89%	1	1.89%
Misc Write-in 21 (W)		1	1.89%	1	1.89%
Misc Write-in 22 (W)		1	1.89%	1	1.89%
Misc Write-in 23 (W)		1	1.89%	1	1.89%
Misc Write-in 24 (W)		1	1.89%	1	1.89%
Misc Write-in 3 (W)		3	5.66%	3	5.66%
Misc Write-in 4 (W)		2	3.77%	2	3.77%
Misc Write-in 5 (W)		2	3.77%	2	3.77%
Misc Write-in 6 (W)		1	1.89%	1	1.89%
Misc Write-in 7 (W)		1	1.89%	1	1.89%
Misc Write-in 8 (W)		1	1.89%	1	1.89%
Misc Write-in 9 (W)		1	1.89%	1	1.89%
Nicole L Scott (W)		1	1.89%	1	1.89%
Scott R Heuberger (W)		1	1.89%	1	1.89%

Cast Votes: 53 100.00% 53 100.00%

Undervotes: 13,027 13,027

Cumulative Results Report

Official

Run Time 5:49 PM
Run Date 06/11/2026

Marion County, Oregon

Gubernatorial Primary Election

5/19/2026

Page 106

Official Results

Registered Voters
89347 of 228823 = 39.05%

Precincts Reporting
119 of 119 = 100.00%

Overvotes: 0 0

Precinct 655 2-Year Term - Republican

Precincts			Voters		
Counted	Total	Percent	Ballots	Registered	Percent
1	1	100.00%	1,409	5,984	23.55%

Choice	Party	Vote by Mail		Total	
Heather Gray		366	12.67%	366	12.67%
Jordan Ohrt		427	14.79%	427	14.79%
Holly Barker		357	12.36%	357	12.36%
John P Hafner		433	14.99%	433	14.99%
Tricia Hafner		416	14.40%	416	14.40%
Robert W Doyle		370	12.81%	370	12.81%
Amy Watts		368	12.74%	368	12.74%
Azlynn Hall (W)		6	0.21%	6	0.21%
Bryan Hall (W)		6	0.21%	6	0.21%
Casey D Falconer (W)		13	0.45%	13	0.45%
Colm Wills (W)		3	0.10%	3	0.10%
Heather Hall (W)		7	0.24%	7	0.24%
Joan Wills (W)		3	0.10%	3	0.10%
Keltis Hall (W)		6	0.21%	6	0.21%
Leonord T Hays (W)		8	0.28%	8	0.28%
Misc Write-in (W)		40	1.39%	40	1.39%
Misc Write-in 10 (W)		2	0.07%	2	0.07%
Misc Write-in 11 (W)		2	0.07%	2	0.07%
Misc Write-in 12 (W)		2	0.07%	2	0.07%
Misc Write-in 13 (W)		2	0.07%	2	0.07%
Misc Write-in 14 (W)		2	0.07%	2	0.07%
Misc Write-in 15 (W)		2	0.07%	2	0.07%
Misc Write-in 16 (W)		1	0.03%	1	0.03%
Misc Write-in 17 (W)		1	0.03%	1	0.03%
Misc Write-in 18 (W)		1	0.03%	1	0.03%
Misc Write-in 19 (W)		1	0.03%	1	0.03%
Misc Write-in 2 (W)		10	0.35%	10	0.35%
Misc Write-in 20 (W)		1	0.03%	1	0.03%
Misc Write-in 21 (W)		1	0.03%	1	0.03%
Misc Write-in 3 (W)		6	0.21%	6	0.21%
Misc Write-in 4 (W)		4	0.14%	4	0.14%
Misc Write-in 5 (W)		4	0.14%	4	0.14%
Misc Write-in 6 (W)		4	0.14%	4	0.14%
Misc Write-in 7 (W)		3	0.10%	3	0.10%

Cumulative Results Report

Official

Run Time 5:49 PM
Run Date 06/11/2026

Marion County, Oregon

Gubernatorial Primary Election

5/19/2026

Page 107

Official Results

Registered Voters
89347 of 228823 = 39.05%

Precincts Reporting
119 of 119 = 100.00%

Precinct 655 2-Year Term - Republican

Precincts			Voters		
Counted	Total	Percent	Ballots	Registered	Percent
1	1	100.00%	1,409	5,984	23.55%

Choice	Party	Vote by Mail		Total	
Misc Write-in 8 (W)		2	0.07%	2	0.07%
Misc Write-in 9 (W)		2	0.07%	2	0.07%
Xandry Hall (W)		6	0.21%	6	0.21%
Cast Votes:		2,888	100.00%	2,888	100.00%
Undervotes:		30,928		30,928	
Overvotes:		0		0	

Cumulative Results Report

Official

Run Time 5:49 PM
Run Date 06/11/2026

Marion County, Oregon

Gubernatorial Primary Election

5/19/2026

Page 108

Official Results

Registered Voters
89347 of 228823 = 39.05%

Precincts Reporting
119 of 119 = 100.00%

Precinct 673 2-Year Term - Democrat

Precincts			Voters		
Counted	Total	Percent	Ballots	Registered	Percent
1	1	100.00%	298	3,403	8.76%

Choice	Party	Vote by Mail		Total	
Debbie K Adams (W)		0	0.00%	0	0.00%
Deborah L Douglas (W)		0	0.00%	0	0.00%
JeremyA Frazier (W)		0	0.00%	0	0.00%
Jillian A Farrell (W)		0	0.00%	0	0.00%
Kelsie L Wafer (W)		0	0.00%	0	0.00%
Kevin T Sturm (W)		0	0.00%	0	0.00%
Lea A Bradford (W)		0	0.00%	0	0.00%
Marcelle F Alvarez (W)		0	0.00%	0	0.00%
Michele A Hare (W)		0	0.00%	0	0.00%
Misc Write-in (W)		9	17.65%	9	17.65%
Misc Write-in 10 (W)		3	5.88%	3	5.88%
Misc Write-in 11 (W)		3	5.88%	3	5.88%
Misc Write-in 12 (W)		3	5.88%	3	5.88%
Misc Write-in 13 (W)		3	5.88%	3	5.88%
Misc Write-in 14 (W)		3	5.88%	3	5.88%
Misc Write-in 2 (W)		4	7.84%	4	7.84%
Misc Write-in 3 (W)		4	7.84%	4	7.84%
Misc Write-in 4 (W)		4	7.84%	4	7.84%
Misc Write-in 5 (W)		3	5.88%	3	5.88%
Misc Write-in 6 (W)		3	5.88%	3	5.88%
Misc Write-in 7 (W)		3	5.88%	3	5.88%
Misc Write-in 8 (W)		3	5.88%	3	5.88%
Misc Write-in 9 (W)		3	5.88%	3	5.88%
Scott E Salogga (W)		0	0.00%	0	0.00%
Terry A Watson (W)		0	0.00%	0	0.00%
Cast Votes:		51	100.00%	51	100.00%
Undervotes:		4,121		4,121	
Overvotes:		0		0	

Cumulative Results Report

Marion County, Oregon

Official Results

Official

Gubernatorial Primary Election

Registered Voters

89347 of 228823 = 39.05%

Run Time 5:49 PM

5/19/2026

Precincts Reporting

119 of 119 = 100.00%

Run Date 06/11/2026

Page 109

Precinct 673 2-Year Term - Republican

Precincts			Voters		
Counted	Total	Percent	Ballots	Registered	Percent
1	1	100.00%	356	3,403	10.46%

Choice	Party	Vote by Mail		Total	
Mark A James		120	48.19%	120	48.19%
Yvonne Stoffey		101	40.56%	101	40.56%
Misc Write-in (W)		15	6.02%	15	6.02%
Misc Write-in 10 (W)		1	0.40%	1	0.40%
Misc Write-in 11 (W)		1	0.40%	1	0.40%
Misc Write-in 2 (W)		4	1.61%	4	1.61%
Misc Write-in 3 (W)		1	0.40%	1	0.40%
Misc Write-in 4 (W)		1	0.40%	1	0.40%
Misc Write-in 5 (W)		1	0.40%	1	0.40%
Misc Write-in 6 (W)		1	0.40%	1	0.40%
Misc Write-in 7 (W)		1	0.40%	1	0.40%
Misc Write-in 8 (W)		1	0.40%	1	0.40%
Misc Write-in 9 (W)		1	0.40%	1	0.40%
Cast Votes:		249	100.00%	249	100.00%
Undervotes:		4,735		4,735	
Overvotes:		0		0	

Precinct 674 2-Year Term - Democrat

Precincts			Voters		
Counted	Total	Percent	Ballots	Registered	Percent
1	1	100.00%	135	1,412	9.56%

Choice	Party	Vote by Mail		Total	
Matthew K McNally (W)		0	0.00%	0	0.00%
Mia M Mohr (W)		0	0.00%	0	0.00%
Misc Write-in (W)		2	50.00%	2	50.00%
Misc write-in 2 (W)		1	25.00%	1	25.00%
Misc write-in 3 (W)		1	25.00%	1	25.00%
Tony R Williams (W)		0	0.00%	0	0.00%
Cast Votes:		4	100.00%	4	100.00%
Undervotes:		806		806	
Overvotes:		0		0	

Cumulative Results Report

Official

Run Time 5:49 PM
Run Date 06/11/2026

Marion County, Oregon

Gubernatorial Primary Election

5/19/2026

Page 110

Official Results

Registered Voters
89347 of 228823 = 39.05%

Precincts Reporting
119 of 119 = 100.00%

Precinct 674 2-Year Term - Republican

Precincts			Voters		
Counted	Total	Percent	Ballots	Registered	Percent
1	1	100.00%	467	1,412	33.07%

Choice	Party	Vote by Mail		Total	
Colleen Gulstrom		210	35.53%	210	35.53%
Brent Dolby		194	32.83%	194	32.83%
Diannah Dolby		166	28.09%	166	28.09%
Misc Write-in (W)		14	2.37%	14	2.37%
Misc Write-in 2 (W)		4	0.68%	4	0.68%
Misc Write-in 3 (W)		3	0.51%	3	0.51%
Cast Votes:		591	100.00%	591	100.00%
Undervotes:		2,211		2,211	
Overvotes:		0		0	

Precinct 676 2-Year Term - Democrat

Precincts			Voters		
Counted	Total	Percent	Ballots	Registered	Percent
1	1	100.00%	72	512	14.06%

Choice	Party	Vote by Mail		Total	
Mike Jones		28	82.35%	28	82.35%
Misc Write-in (W)		4	11.76%	4	11.76%
Misc Write-in 2 (W)		2	5.88%	2	5.88%
Cast Votes:		34	100.00%	34	100.00%
Undervotes:		110		110	
Overvotes:		0		0	

Cumulative Results Report

Official

Run Time 5:49 PM
Run Date 06/11/2026

Marion County, Oregon

Gubernatorial Primary Election

5/19/2026

Page 111

Official Results

Registered Voters
89347 of 228823 = 39.05%
Precincts Reporting
119 of 119 = 100.00%

Precinct 676 2-Year Term - Republican

Precincts			Voters		
Counted	Total	Percent	Ballots	Registered	Percent
1	1	100.00%	139	512	27.15%

Choice	Party	Vote by Mail		Total	
Misc Write-in (W)		9	69.23%	9	69.23%
Misc Write-in 2 (W)		4	30.77%	4	30.77%
Cast Votes:		13	100.00%	13	100.00%
Undervotes:		265		265	
Overvotes:		0		0	

Precinct 677 2-Year Term - Democrat

Precincts			Voters		
Counted	Total	Percent	Ballots	Registered	Percent
1	1	100.00%	41	392	10.46%

Choice	Party	Vote by Mail		Total	
Megan J McCartin (W)		0	0.00%	0	0.00%
Misc Write-in (W)		2	100.00%	2	100.00%
Cast Votes:		2	100.00%	2	100.00%
Undervotes:		80		80	
Overvotes:		0		0	

Precinct 677 2-Year Term - Republican

Precincts			Voters		
Counted	Total	Percent	Ballots	Registered	Percent
1	1	100.00%	94	392	23.98%

Choice	Party	Vote by Mail		Total	
Misc Write-in (W)		3	75.00%	3	75.00%
Misc Write-in 2 (W)		1	25.00%	1	25.00%
Cast Votes:		4	100.00%	4	100.00%
Undervotes:		184		184	
Overvotes:		0		0	

Cumulative Results Report

Official

Run Time 5:49 PM
Run Date 06/11/2026

Marion County, Oregon

Gubernatorial Primary Election

5/19/2026

Page 112

Official Results

Registered Voters
89347 of 228823 = 39.05%

Precincts Reporting
119 of 119 = 100.00%

Precinct 678 2-Year Term - Democrat

Precincts			Voters		
Counted	Total	Percent	Ballots	Registered	Percent
1	1	100.00%	38	394	9.64%

Choice	Party	Vote by Mail		Total	
Holly J Prideaux (W)		0	0.00%	0	0.00%
Misc Write-in (W)		0	0.00%	0	0.00%
Shaun M Heath (W)		0	0.00%	0	0.00%
Cast Votes:		0	0.00%	0	0.00%
Undervotes:		76		76	
Overvotes:		0		0	

Precinct 678 2-Year Term - Republican

Precincts			Voters		
Counted	Total	Percent	Ballots	Registered	Percent
1	1	100.00%	57	394	14.47%

Choice	Party	Vote by Mail		Total	
Misc Write-in (W)		4	57.14%	4	57.14%
Misc Write-in 2 (W)		3	42.86%	3	42.86%
Cast Votes:		7	100.00%	7	100.00%
Undervotes:		107		107	
Overvotes:		0		0	

Cumulative Results Report

Official

Run Time 5:49 PM
Run Date 06/11/2026

Marion County, Oregon

Gubernatorial Primary Election

5/19/2026

Page 113

Official Results

Registered Voters
89347 of 228823 = 39.05%

Precincts Reporting
119 of 119 = 100.00%

Precinct 679 2-Year Term - Democrat

Precincts			Voters		
Counted	Total	Percent	Ballots	Registered	Percent
1	1	100.00%	121	1,383	8.75%

Choice	Party	Vote by Mail		Total	
Heather S McMillen (W)		0	0.00%	0	0.00%
Misc Write-in (W)		2	33.33%	2	33.33%
Misc Write-in 2 (W)		1	16.67%	1	16.67%
Misc Write-in 3 (W)		1	16.67%	1	16.67%
Misc Write-in 4 (W)		1	16.67%	1	16.67%
Misc Write-in 5 (W)		1	16.67%	1	16.67%
Cast Votes:		6	100.00%	6	100.00%
Undervotes:		599		599	
Overvotes:		0		0	

Precinct 679 2-Year Term - Republican

Precincts			Voters		
Counted	Total	Percent	Ballots	Registered	Percent
1	1	100.00%	541	1,383	39.12%

Choice	Party	Vote by Mail		Total	
Misc Write-in (W)		27	37.50%	27	37.50%
Misc Write-in 2 (W)		12	16.67%	12	16.67%
Misc Write-in 3 (W)		11	15.28%	11	15.28%
Misc Write-in 4 (W)		11	15.28%	11	15.28%
Misc Write-in 5 (W)		11	15.28%	11	15.28%
Cast Votes:		72	100.00%	72	100.00%
Undervotes:		2,633		2,633	
Overvotes:		0		0	

Cumulative Results Report

Official

Run Time
Run Date

5:49 PM
06/11/2026

Marion County, Oregon

Gubernatorial Primary Election

5/19/2026
Page 114

Official Results

Registered Voters
89347 of 228823 = 39.05%
Precincts Reporting
119 of 119 = 100.00%

Precinct 680 2-Year Term - Democrat

Precincts			Voters		
Counted	Total	Percent	Ballots	Registered	Percent
1	1	100.00%	35	368	9.51%

Choice	Party	Vote by Mail		Total	
Misc Write-in (W)		1	100.00%	1	100.00%
	Cast Votes:	1	100.00%	1	100.00%
	Undervotes:	69		69	
	Overvotes:	0		0	

Precinct 680 2-Year Term - Republican

Precincts			Voters		
Counted	Total	Percent	Ballots	Registered	Percent
1	1	100.00%	113	368	30.71%

Choice	Party	Vote by Mail		Total	
Lisa G Scrimenti		35	94.59%	35	94.59%
Misc Write-in (W)		2	5.41%	2	5.41%
	Cast Votes:	37	100.00%	37	100.00%
	Undervotes:	189		189	
	Overvotes:	0		0	

Precinct 681 2-Year Term - Democrat

Precincts			Voters		
Counted	Total	Percent	Ballots	Registered	Percent
1	1	100.00%	276	2,170	12.72%

Choice	Party	Vote by Mail		Total	
Dennis J Laughton (W)		4	23.53%	4	23.53%
Misc Write-in (W)		6	35.29%	6	35.29%
Misc Write-in 2 (W)		3	17.65%	3	17.65%
Misc Write-in 3 (W)		2	11.76%	2	11.76%
Misc Write-in 4 (W)		1	5.88%	1	5.88%
Misc Write-in 5 (W)		1	5.88%	1	5.88%
	Cast Votes:	17	100.00%	17	100.00%
	Undervotes:	2,467		2,467	
	Overvotes:	0		0	

Cumulative Results Report

Official

Run Time 5:49 PM
Run Date 06/11/2026

Marion County, Oregon

Gubernatorial Primary Election

5/19/2026

Page 115

Official Results

Registered Voters
89347 of 228823 = 39.05%

Precincts Reporting
119 of 119 = 100.00%

Precinct 681 2-Year Term - Republican

Precincts			Voters		
Counted	Total	Percent	Ballots	Registered	Percent
1	1	100.00%	599	2,170	27.60%

Choice	Party	Vote by Mail		Total	
Deborah Snow Butler		175	16.62%	175	16.62%
Wesley T Butler		179	17.00%	179	17.00%
Lynn A Caldwell		174	16.52%	174	16.52%
Brenda R Jorgenson		173	16.43%	173	16.43%
Bryan Starr		281	26.69%	281	26.69%
Misc Write-in (W)		27	2.56%	27	2.56%
Misc Write-in 2 (W)		17	1.61%	17	1.61%
Misc Write-in 3 (W)		10	0.95%	10	0.95%
Misc Write-in 4 (W)		9	0.85%	9	0.85%
Misc Write-in 5 (W)		2	0.19%	2	0.19%
Misc Write-in 6 (W)		2	0.19%	2	0.19%
Misc Write-in 7 (W)		2	0.19%	2	0.19%
Misc Write-in 8 (W)		1	0.09%	1	0.09%
Misc Write-in 9 (W)		1	0.09%	1	0.09%
Cast Votes:		1,053	100.00%	1,053	100.00%
Undervotes:		4,338		4,338	
Overvotes:		0		0	

Cumulative Results Report

Official

Run Time
Run Date

5:49 PM
06/11/2026

Marion County, Oregon

Gubernatorial Primary Election

5/19/2026
Page 116

Official Results

Registered Voters
89347 of 228823 = 39.05%
Precincts Reporting
119 of 119 = 100.00%

Precinct 682 2-Year Term - Democrat

Precincts			Voters		
Counted	Total	Percent	Ballots	Registered	Percent
1	1	100.00%	444	3,526	12.59%

Choice	Party	Vote by Mail		Total	
Bryan McCall		201	46.10%	201	46.10%
Ed Flick		191	43.81%	191	43.81%
Allen L Gillette (W)		2	0.46%	2	0.46%
Jeffrey Koskela (W)		2	0.46%	2	0.46%
Kathryn M Nunley (W)		2	0.46%	2	0.46%
Misc Write-in (W)		8	1.83%	8	1.83%
Misc Write-in 10 (W)		2	0.46%	2	0.46%
Misc Write-in 11 (W)		2	0.46%	2	0.46%
Misc Write-in 12 (W)		2	0.46%	2	0.46%
Misc Write-in 2 (W)		2	0.46%	2	0.46%
Misc Write-in 3 (W)		2	0.46%	2	0.46%
Misc Write-in 4 (W)		2	0.46%	2	0.46%
Misc Write-in 5 (W)		2	0.46%	2	0.46%
Misc Write-in 6 (W)		2	0.46%	2	0.46%
Misc Write-in 7 (W)		4	0.92%	4	0.92%
Misc Write-in 8 (W)		2	0.46%	2	0.46%
Misc Write-in 9 (W)		2	0.46%	2	0.46%
Shanna J Vreeland (W)		2	0.46%	2	0.46%
Shannan L Murphy-Barlow (W)		2	0.46%	2	0.46%
Shawna L Yee (W)		2	0.46%	2	0.46%
Cast Votes:		436	100.00%	436	100.00%
Undervotes:		5,780		5,780	
Overvotes:		0		0	

Cumulative Results Report

Official

Run Time 5:49 PM
Run Date 06/11/2026

Marion County, Oregon

Gubernatorial Primary Election

5/19/2026
Page 117

Official Results

Registered Voters
89347 of 228823 = 39.05%

Precincts Reporting
119 of 119 = 100.00%

Precinct 682 2-Year Term - Republican

Precincts			Voters		
Counted	Total	Percent	Ballots	Registered	Percent
1	1	100.00%	969	3,526	27.48%

Choice	Party	Vote by Mail		Total	
Terri Kroeker		329	24.77%	329	24.77%
Ashley Bean		303	22.82%	303	22.82%
Tammy Mittig		288	21.69%	288	21.69%
Mark Pease		327	24.62%	327	24.62%
Misc Write-in (W)		27	2.03%	27	2.03%
Misc Write-in 10 (W)		3	0.23%	3	0.23%
Misc Write-in 11 (W)		1	0.08%	1	0.08%
Misc Write-in 12 (W)		1	0.08%	1	0.08%
Misc Write-in 13 (W)		1	0.08%	1	0.08%
Misc Write-in 14 (W)		1	0.08%	1	0.08%
Misc Write-in 2 (W)		11	0.83%	11	0.83%
Misc Write-in 3 (W)		8	0.60%	8	0.60%
Misc Write-in 4 (W)		6	0.45%	6	0.45%
Misc Write-in 5 (W)		5	0.38%	5	0.38%
Misc Write-in 6 (W)		5	0.38%	5	0.38%
Misc Write-in 7 (W)		4	0.30%	4	0.30%
Misc Write-in 8 (W)		4	0.30%	4	0.30%
Misc Write-in 9 (W)		4	0.30%	4	0.30%
Cast Votes:		1,328	100.00%	1,328	100.00%
Undervotes:		12,238		12,238	
Overvotes:		0		0	

Cumulative Results Report

Marion County, Oregon

Official Results

Official

Gubernatorial Primary Election

Registered Voters

89347 of 228823 = 39.05%

Precincts Reporting

119 of 119 = 100.00%

Run Time 5:49 PM

5/19/2026

Run Date 06/11/2026

Page 118

Precinct 683 2-Year Term - Democrat

Precincts			Voters		
Counted	Total	Percent	Ballots	Registered	Percent
1	1	100.00%	105	1,423	7.38%

Choice	Party	Vote by Mail		Total	
Misc Write-in (W)		4	44.44%	4	44.44%
Misc Write-in 2 (W)		1	11.11%	1	11.11%
Misc Write-in 3 (W)		1	11.11%	1	11.11%
Misc Write-in 4 (W)		1	11.11%	1	11.11%
Misc Write-in 5 (W)		1	11.11%	1	11.11%
Misc Write-in 6 (W)		1	11.11%	1	11.11%
Cast Votes:		9	100.00%	9	100.00%
Undervotes:		621		621	
Overvotes:		0		0	

Precinct 683 2-Year Term - Republican

Precincts			Voters		
Counted	Total	Percent	Ballots	Registered	Percent
1	1	100.00%	493	1,423	34.65%

Choice	Party	Vote by Mail		Total	
Misc Write-in (W)		16	50.00%	16	50.00%
Misc Write-in 2 (W)		4	12.50%	4	12.50%
Misc Write-in 3 (W)		4	12.50%	4	12.50%
Misc Write-in 4 (W)		4	12.50%	4	12.50%
Misc Write-in 5 (W)		2	6.25%	2	6.25%
Misc Write-in 6 (W)		2	6.25%	2	6.25%
Cast Votes:		32	100.00%	32	100.00%
Undervotes:		2,926		2,926	
Overvotes:		0		0	

Cumulative Results Report

Official

Run Time 5:49 PM
Run Date 06/11/2026

Marion County, Oregon

Gubernatorial Primary Election

5/19/2026

Page 119

Official Results

Registered Voters
89347 of 228823 = 39.05%

Precincts Reporting
119 of 119 = 100.00%

Precinct 684 2-Year Term - Democrat

Precincts			Voters		
Counted	Total	Percent	Ballots	Registered	Percent
1	1	100.00%	49	543	9.02%

Choice	Party	Vote by Mail		Total	
Misc Write-in (W)		4	50.00%	4	50.00%
Misc Write-in 2 (W)		4	50.00%	4	50.00%
Cast Votes:		8	100.00%	8	100.00%
Undervotes:		90		90	
Overvotes:		0		0	

Precinct 684 2-Year Term - Republican

Precincts			Voters		
Counted	Total	Percent	Ballots	Registered	Percent
1	1	100.00%	150	543	27.62%

Choice	Party	Vote by Mail		Total	
Carol Williams (W)		47	46.08%	47	46.08%
Michael Williams (W)		47	46.08%	47	46.08%
Misc Write-in (W)		5	4.90%	5	4.90%
Misc Write-in 2 (W)		3	2.94%	3	2.94%
Cast Votes:		102	100.00%	102	100.00%
Undervotes:		198		198	
Overvotes:		0		0	

Precinct 686 2-Year Term - Democrat

Precincts			Voters		
Counted	Total	Percent	Ballots	Registered	Percent
1	1	100.00%	13	220	5.91%

Choice	Party	Vote by Mail		Total	
Misc Write-in (W)		0	0.00%	0	0.00%
Cast Votes:		0	0.00%	0	0.00%
Undervotes:		26		26	
Overvotes:		0		0	

Cumulative Results Report

Official

Run Time 5:49 PM
Run Date 06/11/2026

Marion County, Oregon

Gubernatorial Primary Election

5/19/2026

Page 120

Official Results

Registered Voters
89347 of 228823 = 39.05%

Precincts Reporting
119 of 119 = 100.00%

Precinct 686 2-Year Term - Republican

Precincts			Voters		
Counted	Total	Percent	Ballots	Registered	Percent
1	1	100.00%	72	220	32.73%

Choice	Party	Vote by Mail		Total	
Misc Write-in (W)		1	100.00%	1	100.00%
Cast Votes:		1	100.00%	1	100.00%
Undervotes:		143		143	
Overvotes:		0		0	

Precinct 687 2-Year Term - Democrat

Precincts			Voters		
Counted	Total	Percent	Ballots	Registered	Percent
1	1	100.00%	15	132	11.36%

Choice	Party	Vote by Mail		Total	
Misc Write-in (W)		0	0.00%	0	0.00%
Cast Votes:		0	0.00%	0	0.00%
Undervotes:		30		30	
Overvotes:		0		0	

Precinct 687 2-Year Term - Republican

Precincts			Voters		
Counted	Total	Percent	Ballots	Registered	Percent
1	1	100.00%	33	132	25.00%

Choice	Party	Vote by Mail		Total	
Misc Write-in (W)		1	50.00%	1	50.00%
Misc Write-in 2 (W)		1	50.00%	1	50.00%
Cast Votes:		2	100.00%	2	100.00%
Undervotes:		64		64	
Overvotes:		0		0	

Cumulative Results Report

Marion County, Oregon

Official Results

Official

Gubernatorial Primary Election

Registered Voters

89347 of 228823 = 39.05%

Precincts Reporting

119 of 119 = 100.00%

Run Time 5:49 PM

5/19/2026

Run Date 06/11/2026

Page 121

Precinct 688 2-Year Term - Democrat

Precincts			Voters		
Counted	Total	Percent	Ballots	Registered	Percent
1	1	100.00%	68	658	10.33%

Choice	Party	Vote by Mail		Total	
Misc Write-in (W)		1	100.00%	1	100.00%
	Cast Votes:	1	100.00%	1	100.00%
	Undervotes:	203		203	
	Overvotes:	0		0	

Precinct 688 2-Year Term - Republican

Precincts			Voters		
Counted	Total	Percent	Ballots	Registered	Percent
1	1	100.00%	196	658	29.79%

Choice	Party	Vote by Mail		Total	
Misc Write-in (W)		1	100.00%	1	100.00%
	Cast Votes:	1	100.00%	1	100.00%
	Undervotes:	587		587	
	Overvotes:	0		0	

Precinct 689 2-Year Term - Democrat

Precincts			Voters		
Counted	Total	Percent	Ballots	Registered	Percent
1	1	100.00%	0	19	0.00%

Choice	Party	Vote by Mail		Total	
Misc Write-in (W)		0	0.00%	0	0.00%
	Cast Votes:	0	0.00%	0	0.00%
	Undervotes:	0		0	
	Overvotes:	0		0	

Cumulative Results Report

Official

Run Time 5:49 PM
Run Date 06/11/2026

Marion County, Oregon

Gubernatorial Primary Election

5/19/2026

Page 122

Official Results

Registered Voters
89347 of 228823 = 39.05%

Precincts Reporting
119 of 119 = 100.00%

Precinct 689 2-Year Term - Republican

Precincts			Voters		
Counted	Total	Percent	Ballots	Registered	Percent
1	1	100.00%	8	19	42.11%

Choice	Party	Vote by Mail		Total	
Misc Write-in (W)		0	0.00%	0	0.00%
	Cast Votes:	0	0.00%	0	0.00%
	Undervotes:	16		16	
	Overvotes:	0		0	

Precinct 690 2-Year Term - Democrat

Precincts			Voters		
Counted	Total	Percent	Ballots	Registered	Percent
1	1	100.00%	441	5,395	8.17%

Choice	Party	Vote by Mail		Total	
Emily Mooney		229	80.07%	229	80.07%
Andrew J Joyce (W)		0	0.00%	0	0.00%
Anthony M Feliciano (W)		1	0.35%	1	0.35%
Darrell C Jabin (W)		0	0.00%	0	0.00%
Deborah L Avery (W)		0	0.00%	0	0.00%
Dustin C Harry (W)		0	0.00%	0	0.00%
Gary S Anderson Jr (W)		0	0.00%	0	0.00%
Heather C Blessing (W)		0	0.00%	0	0.00%
Jennifer E Moore (W)		0	0.00%	0	0.00%
Jenny M Salm (W)		0	0.00%	0	0.00%
Leticia D Urciel (W)		0	0.00%	0	0.00%
Logan A Robinson (W)		0	0.00%	0	0.00%
Lute T Ledesma (W)		0	0.00%	0	0.00%
Misc Write-in (W)		11	3.85%	11	3.85%
Misc Write-in 10 (W)		2	0.70%	2	0.70%
Misc Write-in 11 (W)		2	0.70%	2	0.70%
Misc Write-in 12 (W)		2	0.70%	2	0.70%
Misc Write-in 13 (W)		2	0.70%	2	0.70%
Misc Write-in 14 (W)		2	0.70%	2	0.70%
Misc Write-in 15 (W)		2	0.70%	2	0.70%
Misc Write-in 16 (W)		2	0.70%	2	0.70%
Misc Write-in 17 (W)		2	0.70%	2	0.70%
Misc Write-in 18 (W)		2	0.70%	2	0.70%
Misc Write-in 19 (W)		2	0.70%	2	0.70%

Cumulative Results Report

Official

Run Time 5:49 PM
Run Date 06/11/2026

Marion County, Oregon

Gubernatorial Primary Election

5/19/2026

Page 123

Official Results

Registered Voters
89347 of 228823 = 39.05%

Precincts Reporting
119 of 119 = 100.00%

Precinct 690 2-Year Term - Democrat

Precincts			Voters		
Counted	Total	Percent	Ballots	Registered	Percent
1	1	100.00%	441	5,395	8.17%

Choice	Party	Vote by Mail		Total	
Misc Write-in 2 (W)		5	1.75%	5	1.75%
Misc Write-in 20 (W)		2	0.70%	2	0.70%
Misc Write-in 21 (W)		2	0.70%	2	0.70%
Misc Write-in 22 (W)		1	0.35%	1	0.35%
Misc Write-in 3 (W)		2	0.70%	2	0.70%
Misc Write-in 4 (W)		2	0.70%	2	0.70%
Misc Write-in 5 (W)		2	0.70%	2	0.70%
Misc Write-in 6 (W)		2	0.70%	2	0.70%
Misc Write-in 7 (W)		2	0.70%	2	0.70%
Misc Write-in 8 (W)		2	0.70%	2	0.70%
Misc Write-in 9 (W)		2	0.70%	2	0.70%
Paul D Antonson (W)		0	0.00%	0	0.00%
Rhian L Russell (W)		0	0.00%	0	0.00%
Ricky J Kessel (W)		0	0.00%	0	0.00%
Robert J Schwartz (W)		1	0.35%	1	0.35%
Shawn M Barbie-Apilado (W)		0	0.00%	0	0.00%
Steven J Carney (W)		0	0.00%	0	0.00%
Cast Votes:		286	100.00%	286	100.00%
Undervotes:		9,416		9,416	
Overvotes:		0		0	

Cumulative Results Report

Official

Run Time 5:49 PM
Run Date 06/11/2026

Marion County, Oregon

Gubernatorial Primary Election

5/19/2026

Page 124

Official Results

Registered Voters
89347 of 228823 = 39.05%

Precincts Reporting
119 of 119 = 100.00%

Precinct 690 2-Year Term - Republican

Precincts			Voters		
Counted	Total	Percent	Ballots	Registered	Percent
1	1	100.00%	459	5,395	8.51%

Choice	Party	Vote by Mail		Total	
Misc Write-in (W)		19	45.24%	19	45.24%
Misc Write-in 2 (W)		8	19.05%	8	19.05%
Misc Write-in 3 (W)		3	7.14%	3	7.14%
Misc Write-in 4 (W)		2	4.76%	2	4.76%
Misc Write-in 5 (W)		2	4.76%	2	4.76%
Misc Write-in 6 (W)		2	4.76%	2	4.76%
Misc Write-in 7 (W)		2	4.76%	2	4.76%
Misc Write-in 8 (W)		2	4.76%	2	4.76%
Misc Write-in 9 (W)		2	4.76%	2	4.76%
Cast Votes:		42	100.00%	42	100.00%
Undervotes:		10,056		10,056	
Overvotes:		0		0	

Precinct 691 2-Year Term - Democrat

Precincts			Voters		
Counted	Total	Percent	Ballots	Registered	Percent
1	1	100.00%	656	5,905	11.11%

Choice	Party	Vote by Mail		Total	
Angela A Fernandez (W)		0	0.00%	0	0.00%
Beatriz C Arevalo (W)		0	0.00%	0	0.00%
Brandon S Law (W)		0	0.00%	0	0.00%
Carmela O GuerreroDeMarquez (W)		0	0.00%	0	0.00%
Charles E Tennimon (W)		0	0.00%	0	0.00%
Daniel E Coffey (W)		0	0.00%	0	0.00%
Deborah K Quitoriano (W)		0	0.00%	0	0.00%
Esequiel Flores (W)		0	0.00%	0	0.00%
Ismael Villanueva (W)		0	0.00%	0	0.00%
Karen M McLaughlin (W)		0	0.00%	0	0.00%
Maria E Rivas (W)		0	0.00%	0	0.00%
Misc Write-in (W)		16	21.92%	16	21.92%
Misc Write-in 10 (W)		2	2.74%	2	2.74%
Misc Write-in 11 (W)		2	2.74%	2	2.74%
Misc Write-in 12 (W)		2	2.74%	2	2.74%
Misc Write-in 13 (W)		2	2.74%	2	2.74%

Cumulative Results Report

Marion County, Oregon

Official Results

Official

Gubernatorial Primary Election

Registered Voters
89347 of 228823 = 39.05%

Precincts Reporting
119 of 119 = 100.00%

Run Time 5:49 PM
Run Date 06/11/2026

5/19/2026
Page 125

Precinct 691 2-Year Term - Democrat

Precincts			Voters		
Counted	Total	Percent	Ballots	Registered	Percent
1	1	100.00%	656	5,905	11.11%

Choice	Party	Vote by Mail		Total	
Misc Write-in 14 (W)		2	2.74%	2	2.74%
Misc Write-in 15 (W)		2	2.74%	2	2.74%
Misc Write-in 16 (W)		2	2.74%	2	2.74%
Misc Write-in 17 (W)		2	2.74%	2	2.74%
Misc Write-in 18 (W)		2	2.74%	2	2.74%
Misc Write-in 19 (W)		2	2.74%	2	2.74%
Misc Write-in 2 (W)		6	8.22%	6	8.22%
Misc Write-in 20 (W)		2	2.74%	2	2.74%
Misc Write-in 21 (W)		2	2.74%	2	2.74%
Misc Write-in 22 (W)		2	2.74%	2	2.74%
Misc Write-in 23 (W)		2	2.74%	2	2.74%
Misc Write-in 24 (W)		2	2.74%	2	2.74%
Misc Write-in 3 (W)		4	5.48%	4	5.48%
Misc Write-in 4 (W)		4	5.48%	4	5.48%
Misc Write-in 5 (W)		3	4.11%	3	4.11%
Misc Write-in 6 (W)		3	4.11%	3	4.11%
Misc Write-in 7 (W)		3	4.11%	3	4.11%
Misc Write-in 8 (W)		2	2.74%	2	2.74%
Misc Write-in 9 (W)		2	2.74%	2	2.74%
Radhika R Appachar (W)		0	0.00%	0	0.00%
Robert B Vasquez Jr (W)		0	0.00%	0	0.00%
Sarah C Kinkade (W)		0	0.00%	0	0.00%
Sherry L Haskett (W)		0	0.00%	0	0.00%
Sonia Nateras Gomez (W)		0	0.00%	0	0.00%
Tina M Reigle (W)		0	0.00%	0	0.00%
Cast Votes:		73	100.00%	73	100.00%
Undervotes:		15,671		15,671	
Overvotes:		0		0	

Cumulative Results Report

Official

Run Time
Run Date

5:49 PM
06/11/2026

Marion County, Oregon

Gubernatorial Primary Election

5/19/2026

Page 126

Official Results

Registered Voters
89347 of 228823 = 39.05%

Precincts Reporting
119 of 119 = 100.00%

Precinct 691 2-Year Term - Republican

Precincts			Voters		
Counted	Total	Percent	Ballots	Registered	Percent
1	1	100.00%	873	5,905	14.78%

Choice	Party	Vote by Mail		Total	
		326	89.07%	326	89.07%
John Cochran		14	3.83%	14	3.83%
Misc Write-in (W)		1	0.27%	1	0.27%
Misc Write-in 10 (W)		1	0.27%	1	0.27%
Misc Write-in 11 (W)		1	0.27%	1	0.27%
Misc Write-in 12 (W)		1	0.27%	1	0.27%
Misc Write-in 13 (W)		1	0.27%	1	0.27%
Misc Write-in 14 (W)		1	0.27%	1	0.27%
Misc Write-in 15 (W)		1	0.27%	1	0.27%
Misc Write-in 16 (W)		1	0.27%	1	0.27%
Misc Write-in 17 (W)		1	0.27%	1	0.27%
Misc Write-in 18 (W)		1	0.27%	1	0.27%
Misc Write-in 19 (W)		4	1.09%	4	1.09%
Misc Write-in 2 (W)		3	0.82%	3	0.82%
Misc Write-in 3 (W)		3	0.82%	3	0.82%
Misc Write-in 4 (W)		2	0.55%	2	0.55%
Misc Write-in 5 (W)		1	0.27%	1	0.27%
Misc Write-in 6 (W)		1	0.27%	1	0.27%
Misc Write-in 7 (W)		1	0.27%	1	0.27%
Misc Write-in 8 (W)		1	0.27%	1	0.27%
Misc Write-in 9 (W)		1	0.27%	1	0.27%
Cast Votes:		366	100.00%	366	100.00%
Undervotes:		20,538		20,538	
Overvotes:		2		2	

Precinct 692 2-Year Term - Democrat

Precincts			Voters		
Counted	Total	Percent	Ballots	Registered	Percent
1	1	100.00%	4	63	6.35%

Choice	Party	Vote by Mail		Total	
Misc Write-in (W)		1	100.00%	1	100.00%
Cast Votes:		1	100.00%	1	100.00%
Undervotes:		7		7	
Overvotes:		0		0	

Cumulative Results Report

Official

Run Time 5:49 PM
Run Date 06/11/2026

Marion County, Oregon

Gubernatorial Primary Election

5/19/2026

Page 127

Official Results

Registered Voters
89347 of 228823 = 39.05%

Precincts Reporting
119 of 119 = 100.00%

Precinct 692 2-Year Term - Republican

Precincts			Voters		
Counted	Total	Percent	Ballots	Registered	Percent
1	1	100.00%	21	63	33.33%

Choice	Party	Vote by Mail		Total	
Misc Write-in (W)		1	100.00%	1	100.00%
	Cast Votes:	1	100.00%	1	100.00%
	Undervotes:	41		41	
	Overvotes:	0		0	

Precinct 694 2-Year Term - Democrat

Precincts			Voters		
Counted	Total	Percent	Ballots	Registered	Percent
1	1	100.00%	0	2	0.00%

Choice	Party	Vote by Mail		Total	
Misc Write-in (W)		0	0.00%	0	0.00%
	Cast Votes:	0	0.00%	0	0.00%
	Undervotes:	0		0	
	Overvotes:	0		0	

Precinct 694 2-Year Term - Republican

Precincts			Voters		
Counted	Total	Percent	Ballots	Registered	Percent
1	1	100.00%	1	2	50.00%

Choice	Party	Vote by Mail		Total	
Misc Write-in (W)		0	0.00%	0	0.00%
	Cast Votes:	0	0.00%	0	0.00%
	Undervotes:	2		2	
	Overvotes:	0		0	

Cumulative Results Report

Official

Run Time 5:49 PM
Run Date 06/11/2026

Marion County, Oregon

Gubernatorial Primary Election

5/19/2026

Page 128

Official Results

Registered Voters
89347 of 228823 = 39.05%

Precincts Reporting
119 of 119 = 100.00%

Precinct 696 2-Year Term - Democrat

Precincts			Voters		
Counted	Total	Percent	Ballots	Registered	Percent
1	1	100.00%	9	209	4.31%

Choice	Party	Vote by Mail		Total	
Misc Write-in (W)		0	0.00%	0	0.00%
	Cast Votes:	0	0.00%	0	0.00%
	Undervotes:	18		18	
	Overvotes:	0		0	

Precinct 696 2-Year Term - Republican

Precincts			Voters		
Counted	Total	Percent	Ballots	Registered	Percent
1	1	100.00%	27	209	12.92%

Choice	Party	Vote by Mail		Total	
Misc Write-in (W)		0	0.00%	0	0.00%
	Cast Votes:	0	0.00%	0	0.00%
	Undervotes:	54		54	
	Overvotes:	0		0	

Precinct 697 2-Year Term - Democrat

Precincts			Voters		
Counted	Total	Percent	Ballots	Registered	Percent
1	1	100.00%	500	5,779	8.65%

Choice	Party	Vote by Mail		Total	
Ian T Davidson		195	25.13%	195	25.13%
Lani Rush Davidson		203	26.16%	203	26.16%
Michael W Johnson		203	26.16%	203	26.16%
Amy L Tucker (W)		9	1.16%	9	1.16%
Brandon J Pasak (W)		9	1.16%	9	1.16%
Brend J Hunt (W)		9	1.16%	9	1.16%
Clem F Moddrell (W)		9	1.16%	9	1.16%
Courtney L Reid (W)		9	1.16%	9	1.16%
Craig A Myers (W)		9	1.16%	9	1.16%
Gerardo Esquivel Quiroz (W)		9	1.16%	9	1.16%
Glendell Y Boykin (W)		8	1.03%	8	1.03%
Jody R Hopt (W)		9	1.16%	9	1.16%
John A Dinicola (W)		9	1.16%	9	1.16%

Cumulative Results Report

Official

Run Time 5:49 PM
Run Date 06/11/2026

Marion County, Oregon

Gubernatorial Primary Election

5/19/2026

Page 129

Official Results

Registered Voters
89347 of 228823 = 39.05%

Precincts Reporting
119 of 119 = 100.00%

Precinct 697 2-Year Term - Democrat

Precincts			Voters		
Counted	Total	Percent	Ballots	Registered	Percent
1	1	100.00%	500	5,779	8.65%

Choice	Party	Vote by Mail		Total	
Kathryne R Boro (W)		9	1.16%	9	1.16%
Kevin D Morrison (W)		9	1.16%	9	1.16%
Leif J Simon (W)		6	0.77%	6	0.77%
Manuel Ruiz Jr (W)		9	1.16%	9	1.16%
Michael E Jones (W)		9	1.16%	9	1.16%
Misc Write-in (W)		17	2.19%	17	2.19%
Misc Write-in 10 (W)		1	0.13%	1	0.13%
Misc Write-in 11 (W)		0	0.00%	0	0.00%
Misc Write-in 12 (W)		0	0.00%	0	0.00%
Misc Write-in 13 (W)		0	0.00%	0	0.00%
Misc Write-in 14 (W)		0	0.00%	0	0.00%
Misc Write-in 15 (W)		0	0.00%	0	0.00%
Misc Write-in 16 (W)		0	0.00%	0	0.00%
Misc Write-in 17 (W)		0	0.00%	0	0.00%
Misc Write-in 18 (W)		0	0.00%	0	0.00%
Misc Write-in 2 (W)		5	0.64%	5	0.64%
Misc Write-in 3 (W)		2	0.26%	2	0.26%
Misc Write-in 4 (W)		6	0.77%	6	0.77%
Misc Write-in 5 (W)		5	0.64%	5	0.64%
Misc Write-in 6 (W)		2	0.26%	2	0.26%
Misc Write-in 7 (W)		0	0.00%	0	0.00%
Misc Write-in 8 (W)		1	0.13%	1	0.13%
Misc Write-in 9 (W)		5	0.64%	5	0.64%
Cast Votes:		776	100.00%	776	100.00%
Undervotes:		11,224		11,224	
Overvotes:		0		0	

Cumulative Results Report

Official

Run Time 5:49 PM
Run Date 06/11/2026

Marion County, Oregon

Gubernatorial Primary Election

5/19/2026

Page 130

Official Results

Registered Voters
89347 of 228823 = 39.05%

Precincts Reporting
119 of 119 = 100.00%

Precinct 697 2-Year Term - Republican

Precincts			Voters		
Counted	Total	Percent	Ballots	Registered	Percent
1	1	100.00%	612	5,779	10.59%

Choice	Party	Vote by Mail		Total	
John McDonnell		292	44.65%	292	44.65%
Paulita Pena-Urenda		171	26.15%	171	26.15%
Nikolas Ruiz Anderson		168	25.69%	168	25.69%
Misc Write-in (W)		13	1.99%	13	1.99%
Misc Write-in 2 (W)		2	0.31%	2	0.31%
Misc Write-in 3 (W)		2	0.31%	2	0.31%
Misc Write-in 4 (W)		1	0.15%	1	0.15%
Misc Write-in 5 (W)		1	0.15%	1	0.15%
Misc Write-in 6 (W)		1	0.15%	1	0.15%
Misc Write-in 7 (W)		1	0.15%	1	0.15%
Misc Write-in 8 (W)		1	0.15%	1	0.15%
Misc Write-in 9 (W)		1	0.15%	1	0.15%
Cast Votes:		654	100.00%	654	100.00%
Undervotes:		13,986		13,986	
Overvotes:		2		2	

Precinct 698 2-Year Term - Democrat

Precincts			Voters		
Counted	Total	Percent	Ballots	Registered	Percent
1	1	100.00%	128	1,171	10.93%

Choice	Party	Vote by Mail		Total	
Misc Write-in (W)		10	50.00%	10	50.00%
Misc Write-in 2 (W)		5	25.00%	5	25.00%
Misc Write-in 3 (W)		3	15.00%	3	15.00%
Misc Write-in 4 (W)		1	5.00%	1	5.00%
Misc Write-in 5 (W)		1	5.00%	1	5.00%
Cast Votes:		20	100.00%	20	100.00%
Undervotes:		620		620	
Overvotes:		0		0	

Cumulative Results Report

Marion County, Oregon

Official Results

Official

Gubernatorial Primary Election

Registered Voters
89347 of 228823 = 39.05%

Precincts Reporting
119 of 119 = 100.00%

Run Time 5:49 PM
Run Date 06/11/2026

5/19/2026
Page 131

Precinct 698 2-Year Term - Republican

Precincts			Voters		
Counted	Total	Percent	Ballots	Registered	Percent
1	1	100.00%	325	1,171	27.75%

Choice	Party	Vote by Mail		Total	
David H Helman		135	52.94%	135	52.94%
Manya B Helman		109	42.75%	109	42.75%
Misc Write-in (W)		9	3.53%	9	3.53%
Misc Write-in 2 (W)		1	0.39%	1	0.39%
Misc Write-in 3 (W)		1	0.39%	1	0.39%
Cast Votes:		255	100.00%	255	100.00%
Undervotes:		1,370		1,370	
Overvotes:		0		0	

Precinct 699 2-Year Term - Democrat

Precincts			Voters		
Counted	Total	Percent	Ballots	Registered	Percent
1	1	100.00%	0	0	0.00%

Choice	Party	Vote by Mail		Total	
Misc Write-in (W)		0	0.00%	0	0.00%
Cast Votes:		0	0.00%	0	0.00%
Undervotes:		0		0	
Overvotes:		0		0	

Precinct 699 2-Year Term - Republican

Precincts			Voters		
Counted	Total	Percent	Ballots	Registered	Percent
1	1	100.00%	0	0	0.00%

Choice	Party	Vote by Mail		Total	
Misc Write-in (W)		0	0.00%	0	0.00%
Cast Votes:		0	0.00%	0	0.00%
Undervotes:		0		0	
Overvotes:		0		0	

Cumulative Results Report

Official

Run Time 5:49 PM
Run Date 06/11/2026

Marion County, Oregon

Gubernatorial Primary Election

5/19/2026
Page 132

Official Results

Registered Voters
89347 of 228823 = 39.05%

Precincts Reporting
119 of 119 = 100.00%

Precinct 705 2-Year Term - Democrat

Precincts			Voters		
Counted	Total	Percent	Ballots	Registered	Percent
1	1	100.00%	227	2,216	10.24%

Choice	Party	Vote by Mail		Total	
Dennis J Maurer (W)		1	11.11%	1	11.11%
Jennifer L Tiger (W)		1	11.11%	1	11.11%
Misc Write-in (W)		5	55.56%	5	55.56%
Misc Write-in 2 (W)		0	0.00%	0	0.00%
Misc Write-in 3 (W)		1	11.11%	1	11.11%
Stephanie F Ollis (W)		1	11.11%	1	11.11%
Cast Votes:		9	100.00%	9	100.00%
Undervotes:		2,034		2,034	
Overvotes:		0		0	

Precinct 705 2-Year Term - Republican

Precincts			Voters		
Counted	Total	Percent	Ballots	Registered	Percent
1	1	100.00%	585	2,216	26.40%

Choice	Party	Vote by Mail		Total	
Timothy Farr		290	86.31%	290	86.31%
David Boneck (W)		4	1.19%	4	1.19%
Misc Write-in (W)		17	5.06%	17	5.06%
Misc Write-in 2 (W)		8	2.38%	8	2.38%
Misc Write-in 3 (W)		6	1.79%	6	1.79%
Misc Write-in 4 (W)		6	1.79%	6	1.79%
Misc Write-in 5 (W)		5	1.49%	5	1.49%
Cast Votes:		336	100.00%	336	100.00%
Undervotes:		4,929		4,929	
Overvotes:		0		0	

Cumulative Results Report

Official

Run Time 5:49 PM
Run Date 06/11/2026

Marion County, Oregon

Gubernatorial Primary Election

5/19/2026

Page 133

Official Results

Registered Voters
89347 of 228823 = 39.05%

Precincts Reporting
119 of 119 = 100.00%

Precinct 715 2-Year Term - Democrat

Precincts			Voters		
Counted	Total	Percent	Ballots	Registered	Percent
1	1	100.00%	219	2,888	7.58%

Choice	Party	Vote by Mail		Total	
Colette Adelman (W)		2	6.90%	2	6.90%
Lawrence R Roberta (W)		2	6.90%	2	6.90%
Misc Write-in (W)		7	24.14%	7	24.14%
Misc Write-in 10 (W)		1	3.45%	1	3.45%
Misc Write-in 11 (W)		1	3.45%	1	3.45%
Misc Write-in 12 (W)		1	3.45%	1	3.45%
Misc Write-in 2 (W)		2	6.90%	2	6.90%
Misc Write-in 3 (W)		2	6.90%	2	6.90%
Misc Write-in 4 (W)		2	6.90%	2	6.90%
Misc Write-in 5 (W)		2	6.90%	2	6.90%
Misc Write-in 6 (W)		2	6.90%	2	6.90%
Misc Write-in 7 (W)		1	3.45%	1	3.45%
Misc Write-in 8 (W)		1	3.45%	1	3.45%
Misc Write-in 9 (W)		1	3.45%	1	3.45%
Teresa M Ehlert (W)		2	6.90%	2	6.90%
Cast Votes:		29	100.00%	29	100.00%
Undervotes:		2,599		2,599	
Overvotes:		0		0	

Cumulative Results Report

Official

Run Time 5:49 PM
Run Date 06/11/2026

Marion County, Oregon

Gubernatorial Primary Election

5/19/2026

Page 134

Official Results

Registered Voters
89347 of 228823 = 39.05%
Precincts Reporting
119 of 119 = 100.00%

Precinct 715 2-Year Term - Republican

Precincts			Voters		
Counted	Total	Percent	Ballots	Registered	Percent
1	1	100.00%	612	2,888	21.19%

Choice	Party	Vote by Mail		Total	
Robert W Baugh		303	51.71%	303	51.71%
Tammy Bennett		254	43.34%	254	43.34%
Clancy O'Connor (W)		3	0.51%	3	0.51%
Misc Write-in (W)		11	1.88%	11	1.88%
Misc Write-in 2 (W)		7	1.19%	7	1.19%
Misc Write-in 3 (W)		2	0.34%	2	0.34%
Misc Write-in 4 (W)		1	0.17%	1	0.17%
Misc Write-in 5 (W)		1	0.17%	1	0.17%
Misc Write-in 6 (W)		1	0.17%	1	0.17%
Misc Write-in 7 (W)		1	0.17%	1	0.17%
Misc Write-in 8 (W)		1	0.17%	1	0.17%
Tamara Ecker (W)		1	0.17%	1	0.17%
Cast Votes:		586	100.00%	586	100.00%
Undervotes:		6,746		6,746	
Overvotes:		1		1	

Precinct 716 2-Year Term - Democrat

Precincts			Voters		
Counted	Total	Percent	Ballots	Registered	Percent
1	1	100.00%	0	0	0.00%

Choice	Party	Vote by Mail		Total	
Misc Write-in (W)		0	0.00%	0	0.00%
Cast Votes:		0	0.00%	0	0.00%
Undervotes:		0		0	
Overvotes:		0		0	

Cumulative Results Report

Official

Run Time 5:49 PM
Run Date 06/11/2026

Marion County, Oregon

Gubernatorial Primary Election

5/19/2026
Page 135

Official Results

Registered Voters
89347 of 228823 = 39.05%

Precincts Reporting
119 of 119 = 100.00%

Precinct 716 2-Year Term - Republican

Precincts			Voters		
Counted	Total	Percent	Ballots	Registered	Percent
1	1	100.00%	0	0	0.00%

Choice	Party	Vote by Mail		Total	
Misc Write-in (W)		0	0.00%	0	0.00%
	Cast Votes:	0	0.00%	0	0.00%
	Undervotes:	0		0	
	Overvotes:	0		0	

Precinct 725 2-Year Term - Democrat

Precincts			Voters		
Counted	Total	Percent	Ballots	Registered	Percent
1	1	100.00%	196	2,350	8.34%

Choice	Party	Vote by Mail		Total	
Misc Write-in (W)		4	100.00%	4	100.00%
	Cast Votes:	4	100.00%	4	100.00%
	Undervotes:	1,760		1,760	
	Overvotes:	0		0	

Cumulative Results Report

Official

Run Time 5:49 PM
Run Date 06/11/2026

Marion County, Oregon

Gubernatorial Primary Election

5/19/2026

Page 136

Official Results

Registered Voters
89347 of 228823 = 39.05%

Precincts Reporting
119 of 119 = 100.00%

Precinct 725 2-Year Term - Republican

Precincts			Voters		
Counted	Total	Percent	Ballots	Registered	Percent
1	1	100.00%	437	2,350	18.60%

Choice	Party	Vote by Mail		Total	
Timothy J Kelly III		222	83.46%	222	83.46%
Misc Write-in (W)		11	4.14%	11	4.14%
Misc Write-in 2 (W)		5	1.88%	5	1.88%
Misc Write-in 3 (W)		5	1.88%	5	1.88%
Misc Write-in 4 (W)		5	1.88%	5	1.88%
Misc Write-in 5 (W)		5	1.88%	5	1.88%
Misc Write-in 6 (W)		5	1.88%	5	1.88%
Misc Write-in 7 (W)		4	1.50%	4	1.50%
Misc Write-in 8 (W)		4	1.50%	4	1.50%
Cast Votes:		266	100.00%	266	100.00%
Undervotes:		3,658		3,658	
Overvotes:		1		1	

Precinct 779 2-Year Term - Democrat

Precincts			Voters		
Counted	Total	Percent	Ballots	Registered	Percent
1	1	100.00%	215	1,558	13.80%

Choice	Party	Vote by Mail		Total	
Misc Write-in (W)		3	100.00%	3	100.00%
Cast Votes:		3	100.00%	3	100.00%
Undervotes:		1,287		1,287	
Overvotes:		0		0	

Cumulative Results Report

Official

Run Time 5:49 PM
Run Date 06/11/2026

Marion County, Oregon

Gubernatorial Primary Election

5/19/2026

Page 137

Official Results

Registered Voters
89347 of 228823 = 39.05%

Precincts Reporting
119 of 119 = 100.00%

Precinct 779 2-Year Term - Republican

Precincts			Voters		
Counted	Total	Percent	Ballots	Registered	Percent
1	1	100.00%	389	1,558	24.97%

Choice	Party	Vote by Mail		Total	
Denyc Boles		205	30.42%	205	30.42%
Satya Chandragiri		150	22.26%	150	22.26%
Bejan Rejaian		144	21.36%	144	21.36%
Stacy Rejaian		146	21.66%	146	21.66%
Misc Write-in (W)		15	2.23%	15	2.23%
Misc Write-in 2 (W)		4	0.59%	4	0.59%
Misc Write-in 3 (W)		2	0.30%	2	0.30%
Misc Write-in 4 (W)		2	0.30%	2	0.30%
Misc Write-in 5 (W)		1	0.15%	1	0.15%
Misc Write-in 2 (W)		1	0.15%	1	0.15%
Misc Write-in 3 (W)		1	0.15%	1	0.15%
Misc Write-in 4 (W)		1	0.15%	1	0.15%
Misc Write-in 5 (W)		1	0.15%	1	0.15%
Misc Write-in 6 (W)		1	0.15%	1	0.15%
Cast Votes:		674	100.00%	674	100.00%
Undervotes:		1,660		1,660	
Overvotes:		0		0	

Cumulative Results Report

Marion County, Oregon

Official Results

Official

Gubernatorial Primary Election

Registered Voters

89347 of 228823 = 39.05%

Run Time 5:49 PM

5/19/2026

Precincts Reporting

119 of 119 = 100.00%

Run Date 06/11/2026

Page 138

Precinct 780 2-Year Term - Democrat

Precincts			Voters		
Counted	Total	Percent	Ballots	Registered	Percent
1	1	100.00%	239	1,366	17.50%

Choice	Party	Vote by Mail		Total	
Tina Calos		122	51.91%	122	51.91%
Naella Tesch		103	43.83%	103	43.83%
Anamika A Woodward (W)		0	0.00%	0	0.00%
Gail M Bjorkman (W)		0	0.00%	0	0.00%
Mark W Goldsworthy (W)		0	0.00%	0	0.00%
Misc Write-in (W)		5	2.13%	5	2.13%
Misc Write-in 2 (W)		2	0.85%	2	0.85%
Misc Write-in 3 (W)		2	0.85%	2	0.85%
Misc Write-in 4 (W)		1	0.43%	1	0.43%
Cast Votes:		235	100.00%	235	100.00%
Undervotes:		1,199		1,199	
Overvotes:		0		0	

Precinct 780 2-Year Term - Republican

Precincts			Voters		
Counted	Total	Percent	Ballots	Registered	Percent
1	1	100.00%	340	1,366	24.89%

Choice	Party	Vote by Mail		Total	
Evelyn Parham		123	26.39%	123	26.39%
Angela Plowhead		179	38.41%	179	38.41%
Jeremy Plowhead		137	29.40%	137	29.40%
Misc Write-in (W)		10	2.15%	10	2.15%
Misc Write-in 2 (W)		9	1.93%	9	1.93%
Misc Write-in 3 (W)		3	0.64%	3	0.64%
Misc Write-in 4 (W)		1	0.21%	1	0.21%
Teresa Oberan (W)		4	0.86%	4	0.86%
Cast Votes:		466	100.00%	466	100.00%
Undervotes:		1,574		1,574	
Overvotes:		0		0	

Cumulative Results Report

Official

Run Time 5:49 PM
Run Date 06/11/2026

Marion County, Oregon

Gubernatorial Primary Election

5/19/2026

Page 139

Official Results

Registered Voters
89347 of 228823 = 39.05%

Precincts Reporting
119 of 119 = 100.00%

Precinct 781 2-Year Term - Democrat

Precincts			Voters		
Counted	Total	Percent	Ballots	Registered	Percent
1	1	100.00%	114	656	17.38%

Choice	Party	Vote by Mail		Total	
Jessica B Rigling (W)		1	14.29%	1	14.29%
Martin G Martinez (W)		1	14.29%	1	14.29%
Misc Write-in (W)		2	28.57%	2	28.57%
Misc Write-in 2 (W)		1	14.29%	1	14.29%
Misc Write-in 3 (W)		2	28.57%	2	28.57%
Cast Votes:		7	100.00%	7	100.00%
Undervotes:		335		335	
Overvotes:		0		0	

Precinct 781 2-Year Term - Republican

Precincts			Voters		
Counted	Total	Percent	Ballots	Registered	Percent
1	1	100.00%	161	656	24.54%

Choice	Party	Vote by Mail		Total	
Ritch Hanneman		58	93.55%	58	93.55%
Misc Write-in (W)		3	4.84%	3	4.84%
Misc Write-in 2 (W)		1	1.61%	1	1.61%
Cast Votes:		62	100.00%	62	100.00%
Undervotes:		421		421	
Overvotes:		0		0	

Precinct 782 2-Year Term - Democrat

Precincts			Voters		
Counted	Total	Percent	Ballots	Registered	Percent
1	1	100.00%	22	123	17.89%

Choice	Party	Vote by Mail		Total	
Misc Write-in (W)		0	0.00%	0	0.00%
Cast Votes:		0	0.00%	0	0.00%
Undervotes:		44		44	
Overvotes:		0		0	

Cumulative Results Report

Official

Run Time 5:49 PM
Run Date 06/11/2026

Marion County, Oregon

Gubernatorial Primary Election

5/19/2026

Page 140

Official Results

Registered Voters
89347 of 228823 = 39.05%
Precincts Reporting
119 of 119 = 100.00%

Precinct 782 2-Year Term - Republican

Precincts			Voters		
Counted	Total	Percent	Ballots	Registered	Percent
1	1	100.00%	27	123	21.95%

Choice	Party	Vote by Mail		Total	
Misc Write-in (W)		2	100.00%	2	100.00%
	Cast Votes:	2	100.00%	2	100.00%
	Undervotes:	52		52	
	Overvotes:	0		0	

Precinct 783 2-Year Term - Democrat

Precincts			Voters		
Counted	Total	Percent	Ballots	Registered	Percent
1	1	100.00%	71	692	10.26%

Choice	Party	Vote by Mail		Total	
Misc Write-in (W)		3	60.00%	3	60.00%
Misc Write-in 2 (W)		1	20.00%	1	20.00%
Misc Write-in 3 (W)		1	20.00%	1	20.00%
	Cast Votes:	5	100.00%	5	100.00%
	Undervotes:	208		208	
	Overvotes:	0		0	

Precinct 783 2-Year Term - Republican

Precincts			Voters		
Counted	Total	Percent	Ballots	Registered	Percent
1	1	100.00%	193	692	27.89%

Choice	Party	Vote by Mail		Total	
Misc Write-in (W)		10	62.50%	10	62.50%
Misc Write-in 2 (W)		3	18.75%	3	18.75%
Misc Write-in 3 (W)		3	18.75%	3	18.75%
	Cast Votes:	16	100.00%	16	100.00%
	Undervotes:	563		563	
	Overvotes:	0		0	

Cumulative Results Report

Official

Run Time 5:49 PM
Run Date 06/11/2026

Marion County, Oregon

Gubernatorial Primary Election

5/19/2026

Page 141

Official Results

Registered Voters
89347 of 228823 = 39.05%

Precincts Reporting
119 of 119 = 100.00%

Precinct 784 2-Year Term - Democrat

Precincts			Voters		
Counted	Total	Percent	Ballots	Registered	Percent
1	1	100.00%	27	240	11.25%

Choice	Party	Vote by Mail		Total	
Misc Write-in (W)		0	0.00%	0	0.00%
	Cast Votes:	0	0.00%	0	0.00%
	Undervotes:	54		54	
	Overvotes:	0		0	

Precinct 784 2-Year Term - Republican

Precincts			Voters		
Counted	Total	Percent	Ballots	Registered	Percent
1	1	100.00%	52	240	21.67%

Choice	Party	Vote by Mail		Total	
Misc Write-in (W)		5	62.50%	5	62.50%
Misc Write-in 2 (W)		3	37.50%	3	37.50%
	Cast Votes:	8	100.00%	8	100.00%
	Undervotes:	96		96	
	Overvotes:	0		0	

Precinct 786 2-Year Term - Democrat

Precincts			Voters		
Counted	Total	Percent	Ballots	Registered	Percent
1	1	100.00%	17	299	5.69%

Choice	Party	Vote by Mail		Total	
Misc Write-in (W)		0	0.00%	0	0.00%
	Cast Votes:	0	0.00%	0	0.00%
	Undervotes:	34		34	
	Overvotes:	0		0	

Cumulative Results Report

Marion County, Oregon

Official Results

Official

Gubernatorial Primary Election

Registered Voters
89347 of 228823 = 39.05%

Precincts Reporting
119 of 119 = 100.00%

Run Time 5:49 PM
Run Date 06/11/2026

5/19/2026

Page 142

Precinct 786 2-Year Term - Republican

Precincts			Voters		
Counted	Total	Percent	Ballots	Registered	Percent
1	1	100.00%	118	299	39.46%

Choice	Party	Vote by Mail		Total	
Kent A Purdy		69	98.57%	69	98.57%
Misc Write-in (W)		1	1.43%	1	1.43%
Cast Votes:		70	100.00%	70	100.00%
Undervotes:		166		166	
Overvotes:		0		0	

Precinct 787 2-Year Term - Democrat

Precincts			Voters		
Counted	Total	Percent	Ballots	Registered	Percent
1	1	100.00%	233	2,002	11.64%

Choice	Party	Vote by Mail		Total	
Sarah Luther		138	92.62%	138	92.62%
Brenda P Turner (W)		0	0.00%	0	0.00%
James M Gerken (W)		0	0.00%	0	0.00%
Misc Write-in (W)		6	4.03%	6	4.03%
Misc Write-in 2 (W)		2	1.34%	2	1.34%
Misc Write-in 3 (W)		1	0.67%	1	0.67%
Misc Write-in 4 (W)		1	0.67%	1	0.67%
Misc Write-in 5 (W)		1	0.67%	1	0.67%
Staci M Larson (W)		0	0.00%	0	0.00%
Suzanne E Swan (W)		0	0.00%	0	0.00%
William J Delfino (W)		0	0.00%	0	0.00%
Cast Votes:		149	100.00%	149	100.00%
Undervotes:		1,715		1,715	
Overvotes:		0		0	

Cumulative Results Report

Official

Run Time 5:49 PM
Run Date 06/11/2026

Marion County, Oregon

Gubernatorial Primary Election

5/19/2026

Page 143

Official Results

Registered Voters
89347 of 228823 = 39.05%

Precincts Reporting
119 of 119 = 100.00%

Precinct 787 2-Year Term - Republican

Precincts			Voters		
Counted	Total	Percent	Ballots	Registered	Percent
1	1	100.00%	605	2,002	30.22%

Choice	Party	Vote by Mail		Total	
Katrina Adams		207	19.22%	207	19.22%
Michael Adams		213	19.78%	213	19.78%
Kenneth Outfleet		205	19.03%	205	19.03%
Becky Mitts		198	18.38%	198	18.38%
Ron Mitts		206	19.13%	206	19.13%
Misc Write-in (W)		24	2.23%	24	2.23%
Misc Write-in 2 (W)		13	1.21%	13	1.21%
Misc Write-in 3 (W)		6	0.56%	6	0.56%
Misc Write-in 4 (W)		1	0.09%	1	0.09%
Misc Write-in 5 (W)		1	0.09%	1	0.09%
Misc Write-in 6 (W)		1	0.09%	1	0.09%
Misc Write-in 7 (W)		1	0.09%	1	0.09%
Misc Write-in 8 (W)		1	0.09%	1	0.09%
Cast Votes:		1,077	100.00%	1,077	100.00%
Undervotes:		3,763		3,763	
Overvotes:		0		0	

Precinct 788 2-Year Term - Democrat

Precincts			Voters		
Counted	Total	Percent	Ballots	Registered	Percent
1	1	100.00%	190	1,888	10.06%

Choice	Party	Vote by Mail		Total	
Misc Write-in (W)		3	60.00%	3	60.00%
Misc Write-in 2 (W)		2	40.00%	2	40.00%
Cast Votes:		5	100.00%	5	100.00%
Undervotes:		1,515		1,515	
Overvotes:		0		0	

Cumulative Results Report

Official

Run Time 5:49 PM
Run Date 06/11/2026

Marion County, Oregon

Gubernatorial Primary Election

5/19/2026

Page 144

Official Results

Registered Voters
89347 of 228823 = 39.05%

Precincts Reporting
119 of 119 = 100.00%

Precinct 788 2-Year Term - Republican

Precincts			Voters		
Counted	Total	Percent	Ballots	Registered	Percent
1	1	100.00%	525	1,888	27.81%

Choice	Party	Vote by Mail		Total	
Roy (Doug) Lytle		174	32.10%	174	32.10%
Michael Jordan		168	31.00%	168	31.00%
Rebecca Jordan		166	30.63%	166	30.63%
Misc Write-in (W)		11	2.03%	11	2.03%
Misc Write-in 2 (W)		6	1.11%	6	1.11%
Misc Write-in 3 (W)		6	1.11%	6	1.11%
Misc Write-in 4 (W)		6	1.11%	6	1.11%
Misc Write-in 5 (W)		5	0.92%	5	0.92%
Cast Votes:		542	100.00%	542	100.00%
Undervotes:		3,658		3,658	
Overvotes:		0		0	

Precinct 789 2-Year Term - Democrat

Precincts			Voters		
Counted	Total	Percent	Ballots	Registered	Percent
1	1	100.00%	383	3,392	11.29%

Choice	Party	Vote by Mail		Total	
Aileen P Kaye (W)		6	20.00%	6	20.00%
Alisha M Feller (W)		0	0.00%	0	0.00%
Gregory A Allen (W)		0	0.00%	0	0.00%
Leah P Schmidt (W)		0	0.00%	0	0.00%
Misc Write-in (W)		8	26.67%	8	26.67%
Misc Write-in 2 (W)		4	13.33%	4	13.33%
Misc Write-in 3 (W)		3	10.00%	3	10.00%
Misc Write-in 4 (W)		3	10.00%	3	10.00%
Misc Write-in 5 (W)		3	10.00%	3	10.00%
Misc Write-in 6 (W)		3	10.00%	3	10.00%
Suzanne D Gehring (W)		0	0.00%	0	0.00%
Tarran R Mintzer (W)		0	0.00%	0	0.00%
Teri A Snedaker (W)		0	0.00%	0	0.00%
Cast Votes:		30	100.00%	30	100.00%
Undervotes:		5,332		5,332	
Overvotes:		0		0	

Cumulative Results Report

Marion County, Oregon

Official Results

Official

Gubernatorial Primary Election

Registered Voters

89347 of 228823 = 39.05%

Run Time 5:49 PM

5/19/2026

Precincts Reporting

119 of 119 = 100.00%

Run Date 06/11/2026

Page 145

Precinct 789 2-Year Term - Republican

Precincts			Voters		
Counted	Total	Percent	Ballots	Registered	Percent
1	1	100.00%	965	3,392	28.45%

Choice	Party	Vote by Mail		Total	
Danielle Bethell		513	37.31%	513	37.31%
Greg Clark		243	17.67%	243	17.67%
Stacy Clark		236	17.16%	236	17.16%
Robert (Bob) Lewis		271	19.71%	271	19.71%
Misc Write-in (W)		33	2.40%	33	2.40%
Misc Write-in 10 (W)		5	0.36%	5	0.36%
Misc Write-in 11 (W)		1	0.07%	1	0.07%
Misc Write-in 12 (W)		1	0.07%	1	0.07%
Misc Write-in 13 (W)		1	0.07%	1	0.07%
Misc Write-in 2 (W)		12	0.87%	12	0.87%
Misc Write-in 3 (W)		10	0.73%	10	0.73%
Misc Write-in 4 (W)		10	0.73%	10	0.73%
Misc Write-in 5 (W)		9	0.65%	9	0.65%
Misc Write-in 6 (W)		9	0.65%	9	0.65%
Misc Write-in 7 (W)		8	0.58%	8	0.58%
Misc Write-in 8 (W)		7	0.51%	7	0.51%
Misc Write-in 9 (W)		6	0.44%	6	0.44%
Cast Votes:		1,375	100.00%	1,375	100.00%
Undervotes:		12,121		12,121	
Overvotes:		1		1	

Precinct 790 2-Year Term - Democrat

Precincts			Voters		
Counted	Total	Percent	Ballots	Registered	Percent
1	1	100.00%	29	473	6.13%

Choice	Party	Vote by Mail		Total	
Misc Write-in (W)		1	50.00%	1	50.00%
Misc Write-in 2 (W)		1	50.00%	1	50.00%
Cast Votes:		2	100.00%	2	100.00%
Undervotes:		56		56	
Overvotes:		0		0	

Cumulative Results Report

Official

Run Time 5:49 PM
Run Date 06/11/2026

Marion County, Oregon

Gubernatorial Primary Election

5/19/2026

Page 146

Official Results

Registered Voters
89347 of 228823 = 39.05%

Precincts Reporting
119 of 119 = 100.00%

Precinct 790 2-Year Term - Republican

Precincts			Voters		
Counted	Total	Percent	Ballots	Registered	Percent
1	1	100.00%	121	473	25.58%

Choice	Party	Vote by Mail		Total	
Misc Write-in (W)		10	62.50%	10	62.50%
Misc Write-in 2 (W)		6	37.50%	6	37.50%
Cast Votes:		16	100.00%	16	100.00%
Undervotes:		226		226	
Overvotes:		0		0	

Precinct 791 2-Year Term - Democrat

Precincts			Voters		
Counted	Total	Percent	Ballots	Registered	Percent
1	1	100.00%	129	1,327	9.72%

Choice	Party	Vote by Mail		Total	
Misc Write-in (W)		9	39.13%	9	39.13%
Misc Write-in 2 (W)		6	26.09%	6	26.09%
Misc Write-in 3 (W)		4	17.39%	4	17.39%
Misc Write-in 4 (W)		2	8.70%	2	8.70%
Misc Write-in 5 (W)		2	8.70%	2	8.70%
Cast Votes:		23	100.00%	23	100.00%
Undervotes:		622		622	
Overvotes:		0		0	

Cumulative Results Report

Official

Run Time 5:49 PM
Run Date 06/11/2026

Marion County, Oregon

Gubernatorial Primary Election

5/19/2026

Page 147

Official Results

Registered Voters
89347 of 228823 = 39.05%

Precincts Reporting
119 of 119 = 100.00%

Precinct 791 2-Year Term - Republican

Precincts			Voters		
Counted	Total	Percent	Ballots	Registered	Percent
1	1	100.00%	325	1,327	24.49%

Choice	Party	Vote by Mail		Total	
Benjamin Kibler		136	53.33%	136	53.33%
Melissa Sanford		98	38.43%	98	38.43%
Misc Write-in (W)		11	4.31%	11	4.31%
Misc Write-in 2 (W)		6	2.35%	6	2.35%
Misc Write-in 3 (W)		4	1.57%	4	1.57%
Cast Votes:		255	100.00%	255	100.00%
Undervotes:		1,365		1,365	
Overvotes:		1		1	

Precinct 792 2-Year Term - Democrat

Precincts			Voters		
Counted	Total	Percent	Ballots	Registered	Percent
1	1	100.00%	3	57	5.26%

Choice	Party	Vote by Mail		Total	
Misc Write-in (W)		0	0.00%	0	0.00%
Cast Votes:		0	0.00%	0	0.00%
Undervotes:		6		6	
Overvotes:		0		0	

Precinct 792 2-Year Term - Republican

Precincts			Voters		
Counted	Total	Percent	Ballots	Registered	Percent
1	1	100.00%	14	57	24.56%

Choice	Party	Vote by Mail		Total	
Misc Write-in (W)		0	0.00%	0	0.00%
Cast Votes:		0	0.00%	0	0.00%
Undervotes:		28		28	
Overvotes:		0		0	

Cumulative Results Report

Official

Run Time 5:49 PM
Run Date 06/11/2026

Marion County, Oregon

Gubernatorial Primary Election

5/19/2026

Page 148

Official Results

Registered Voters
89347 of 228823 = 39.05%
Precincts Reporting
119 of 119 = 100.00%

Precinct 815 2-Year Term - Democrat

Precincts			Voters		
Counted	Total	Percent	Ballots	Registered	Percent
1	1	100.00%	185	2,328	7.95%

Choice	Party	Vote by Mail		Total	
Aaron Larios (W)		0	0.00%	0	0.00%
Bowen M Trammell (W)		0	0.00%	0	0.00%
Edward J Burleson (W)		0	0.00%	0	0.00%
Maria D Gonzalez (W)		0	0.00%	0	0.00%
Marisa J Oliver (W)		0	0.00%	0	0.00%
Misc Write-in (W)		4	100.00%	4	100.00%
Vikki Ouillette (W)		0	0.00%	0	0.00%
Yeni D Molina (W)		0	0.00%	0	0.00%
Cast Votes:		4	100.00%	4	100.00%
Undervotes:		1,661		1,661	
Overvotes:		0		0	

Precinct 815 2-Year Term - Republican

Precincts			Voters		
Counted	Total	Percent	Ballots	Registered	Percent
1	1	100.00%	230	2,328	9.88%

Choice	Party	Vote by Mail		Total	
David Cole		123	97.62%	123	97.62%
Misc Write-in (W)		3	2.38%	3	2.38%
Cast Votes:		126	100.00%	126	100.00%
Undervotes:		1,944		1,944	
Overvotes:		0		0	

Cumulative Results Report

Marion County, Oregon

Official Results

Official

Gubernatorial Primary Election

Registered Voters
89347 of 228823 = 39.05%

Precincts Reporting
119 of 119 = 100.00%

Run Time 5:49 PM
Run Date 06/11/2026

5/19/2026
Page 149

Precinct 825 2-Year Term - Democrat

Precincts			Voters		
Counted	Total	Percent	Ballots	Registered	Percent
1	1	100.00%	173	1,858	9.31%

Choice	Party	Vote by Mail		Total	
Annette L Hurt (W)		0	0.00%	0	0.00%
Eric W Swenson (W)		2	16.67%	2	16.67%
Maria D Guzman (W)		0	0.00%	0	0.00%
Misc Write-in (W)		8	66.67%	8	66.67%
Misc Write-in 2 (W)		1	8.33%	1	8.33%
Misc Write-in 3 (W)		1	8.33%	1	8.33%
Noberto Munoz Tapia (W)		0	0.00%	0	0.00%
Sofia Guzman (W)		0	0.00%	0	0.00%
Susan J Miller (W)		0	0.00%	0	0.00%
Tracie L Saunders-Dahoumane (W)		0	0.00%	0	0.00%
Cast Votes:		12	100.00%	12	100.00%
Undervotes:		1,199		1,199	
Overvotes:		0		0	

Precinct 825 2-Year Term - Republican

Precincts			Voters		
Counted	Total	Percent	Ballots	Registered	Percent
1	1	100.00%	125	1,858	6.73%

Choice	Party	Vote by Mail		Total	
Misc Write-in (W)		3	33.33%	3	33.33%
Misc Write-in 2 (W)		1	11.11%	1	11.11%
Misc Write-in 3 (W)		1	11.11%	1	11.11%
Misc Write-in 4 (W)		1	11.11%	1	11.11%
Misc Write-in 5 (W)		1	11.11%	1	11.11%
Misc Write-in 6 (W)		1	11.11%	1	11.11%
Misc Write-in 7 (W)		1	11.11%	1	11.11%
Cast Votes:		9	100.00%	9	100.00%
Undervotes:		866		866	
Overvotes:		0		0	

Cumulative Results Report

Official

Run Time 5:49 PM
Run Date 06/11/2026

Marion County, Oregon

Gubernatorial Primary Election

5/19/2026

Page 150

Official Results

Registered Voters
89347 of 228823 = 39.05%

Precincts Reporting
119 of 119 = 100.00%

Precinct 835 2-Year Term - Democrat

Precincts			Voters		
Counted	Total	Percent	Ballots	Registered	Percent
1	1	100.00%	284	2,169	13.09%

Choice	Party	Vote by Mail		Total	
Bruce W Austin (W)		1	6.25%	1	6.25%
Elizabeth Cantu (W)		1	6.25%	1	6.25%
Jennifer K Everson (W)		1	6.25%	1	6.25%
Kaelynn Sherlock (W)		1	6.25%	1	6.25%
Mary K Hackett (W)		1	6.25%	1	6.25%
Mireya Alba Godinez (W)		1	6.25%	1	6.25%
Misc Write-in (W)		6	37.50%	6	37.50%
Misc Write-in 2 (W)		0	0.00%	0	0.00%
Misc Write-in 3 (W)		0	0.00%	0	0.00%
Misc Write-in 4 (W)		0	0.00%	0	0.00%
Misc Write-in 5 (W)		0	0.00%	0	0.00%
Misc Write-in 6 (W)		0	0.00%	0	0.00%
Misc Write-in 7 (W)		0	0.00%	0	0.00%
Misc Write-in 8 (W)		0	0.00%	0	0.00%
Misc Write-in 9 (W)		1	6.25%	1	6.25%
Omar B Zamora (W)		1	6.25%	1	6.25%
Regina M Freeland (W)		2	12.50%	2	12.50%
Cast Votes:		16	100.00%	16	100.00%
Undervotes:		2,540		2,540	
Overvotes:		0		0	

Cumulative Results Report

Official

Run Time 5:49 PM
Run Date 06/11/2026

Marion County, Oregon

Gubernatorial Primary Election

5/19/2026

Page 151

Official Results

Registered Voters
89347 of 228823 = 39.05%

Precincts Reporting
119 of 119 = 100.00%

Precinct 835 2-Year Term - Republican

Precincts			Voters		
Counted	Total	Percent	Ballots	Registered	Percent
1	1	100.00%	263	2,169	12.13%

Choice	Party	Vote by Mail		Total	
Scott Enyart		140	93.33%	140	93.33%
Misc Write-in (W)		3	2.00%	3	2.00%
Misc Write-in 2 (W)		1	0.67%	1	0.67%
Misc Write-in 3 (W)		1	0.67%	1	0.67%
Misc Write-in 4 (W)		1	0.67%	1	0.67%
Misc Write-in 5 (W)		1	0.67%	1	0.67%
Misc Write-in 6 (W)		1	0.67%	1	0.67%
Misc Write-in 7 (W)		1	0.67%	1	0.67%
Misc Write-in 8 (W)		1	0.67%	1	0.67%
Cast Votes:		150	100.00%	150	100.00%
Undervotes:		2,217		2,217	
Overvotes:		0		0	

Precinct 837 2-Year Term - Democrat

Precincts			Voters		
Counted	Total	Percent	Ballots	Registered	Percent
1	1	100.00%	7	48	14.58%

Choice	Party	Vote by Mail		Total	
Misc Write-in (W)		0	0.00%	0	0.00%
Cast Votes:		0	0.00%	0	0.00%
Undervotes:		14		14	
Overvotes:		0		0	

Cumulative Results Report

Marion County, Oregon

Official Results

Official

Gubernatorial Primary Election

Registered Voters

89347 of 228823 = 39.05%

Run Time 5:49 PM

5/19/2026

Precincts Reporting

119 of 119 = 100.00%

Run Date 06/11/2026

Page 152

Precinct 837 2-Year Term - Republican

Precincts			Voters		
Counted	Total	Percent	Ballots	Registered	Percent
1	1	100.00%	9	48	18.75%

Choice	Party	Vote by Mail		Total	
Misc Write-in (W)		0	0.00%	0	0.00%
	Cast Votes:	0	0.00%	0	0.00%
	Undervotes:	18		18	
	Overvotes:	0		0	

Cumulative Results Report

Official

Run Time 5:49 PM
Run Date 06/11/2026

Marion County, Oregon

Gubernatorial Primary Election

5/19/2026

Page 153

Official Results

Registered Voters
89347 of 228823 = 39.05%

Precincts Reporting
119 of 119 = 100.00%

Precinct 845 2-Year Term - Democrat

Precincts			Voters		
Counted	Total	Percent	Ballots	Registered	Percent
1	1	100.00%	566	3,033	18.66%

Choice	Party	Vote by Mail		Total	
Jaime Rodriguez		327	89.34%	327	89.34%
Char L Buxton (W)		1	0.27%	1	0.27%
Jason A Wimmer (W)		0	0.00%	0	0.00%
Joan D San-Claire (W)		0	0.00%	0	0.00%
John A Pete (W)		0	0.00%	0	0.00%
Kevin B Balsters (W)		1	0.27%	1	0.27%
Kevin L Dean (W)		0	0.00%	0	0.00%
Lynnette C Flores (W)		0	0.00%	0	0.00%
Melissa L Johnstone (W)		0	0.00%	0	0.00%
Misc Write-in (W)		17	4.64%	17	4.64%
Misc Write-in 10 (W)		2	0.55%	2	0.55%
Misc Write-in 11 (W)		2	0.55%	2	0.55%
Misc Write-in 2 (W)		2	0.55%	2	0.55%
Misc Write-in 3 (W)		2	0.55%	2	0.55%
Misc Write-in 4 (W)		2	0.55%	2	0.55%
Misc Write-in 5 (W)		2	0.55%	2	0.55%
Misc Write-in 6 (W)		2	0.55%	2	0.55%
Misc Write-in 7 (W)		2	0.55%	2	0.55%
Misc Write-in 8 (W)		2	0.55%	2	0.55%
Misc Write-in 9 (W)		2	0.55%	2	0.55%
Pamela R Garrett (W)		0	0.00%	0	0.00%
Shawn R Glidden (W)		0	0.00%	0	0.00%
Shelly L Murray (W)		0	0.00%	0	0.00%
Cast Votes:		366	100.00%	366	100.00%
Undervotes:		6,390		6,390	
Overvotes:		3		3	

Cumulative Results Report

Marion County, Oregon

Official Results

Official

Gubernatorial Primary Election

Registered Voters
89347 of 228823 = 39.05%

Run Time 5:49 PM
Run Date 06/11/2026

5/19/2026

Precincts Reporting
119 of 119 = 100.00%

Page 154

Precinct 845 2-Year Term - Republican

Precincts			Voters		
Counted	Total	Percent	Ballots	Registered	Percent
1	1	100.00%	537	3,033	17.71%

Choice	Party	Vote by Mail		Total	
Noemi Legaspi		273	86.12%	273	86.12%
Misc Write-in (W)		10	3.15%	10	3.15%
Misc Write-in 10 (W)		3	0.95%	3	0.95%
Misc Write-in 11 (W)		3	0.95%	3	0.95%
Misc Write-in 12 (W)		2	0.63%	2	0.63%
Misc Write-in 2 (W)		4	1.26%	4	1.26%
Misc Write-in 3 (W)		4	1.26%	4	1.26%
Misc Write-in 4 (W)		3	0.95%	3	0.95%
Misc Write-in 5 (W)		3	0.95%	3	0.95%
Misc Write-in 6 (W)		3	0.95%	3	0.95%
Misc Write-in 7 (W)		3	0.95%	3	0.95%
Misc Write-in 8 (W)		3	0.95%	3	0.95%
Misc Write-in 9 (W)		3	0.95%	3	0.95%
Cast Votes:		317	100.00%	317	100.00%
Undervotes:		6,127		6,127	
Overvotes:		0		0	

Cumulative Results Report

Official

Run Time 5:49 PM
Run Date 06/11/2026

Marion County, Oregon

Gubernatorial Primary Election

5/19/2026

Page 155

Official Results

Registered Voters
89347 of 228823 = 39.05%

Precincts Reporting
119 of 119 = 100.00%

Precinct 855 2-Year Term - Democrat

Precincts			Voters		
Counted	Total	Percent	Ballots	Registered	Percent
1	1	100.00%	505	3,993	12.65%

Choice	Party	Vote by Mail		Total	
Carla J Will (W)		2	3.08%	2	3.08%
Darlene M Johnson (W)		0	0.00%	0	0.00%
Erin A Weeks (W)		1	1.54%	1	1.54%
Josefina Lopez (W)		2	3.08%	2	3.08%
Juan C Bravo (W)		2	3.08%	2	3.08%
Juan M Barrera (W)		2	3.08%	2	3.08%
Kenneth L Binder (W)		2	3.08%	2	3.08%
Luis A Aguilar (W)		2	3.08%	2	3.08%
Lynn E Gray (W)		1	1.54%	1	1.54%
Mario A Garza (W)		2	3.08%	2	3.08%
Melissa Magana (W)		2	3.08%	2	3.08%
Misc Write-in (W)		22	33.85%	22	33.85%
Misc Write-in 10 (W)		1	1.54%	1	1.54%
Misc Write-in 11 (W)		1	1.54%	1	1.54%
Misc Write-in 12 (W)		1	1.54%	1	1.54%
Misc Write-in 13 (W)		1	1.54%	1	1.54%
Misc Write-in 14 (W)		1	1.54%	1	1.54%
Misc Write-in 15 (W)		1	1.54%	1	1.54%
Misc Write-in 2 (W)		5	7.69%	5	7.69%
Misc Write-in 3 (W)		3	4.62%	3	4.62%
Misc Write-in 4 (W)		1	1.54%	1	1.54%
Misc Write-in 5 (W)		1	1.54%	1	1.54%
Misc Write-in 6 (W)		1	1.54%	1	1.54%
Misc Write-in 7 (W)		1	1.54%	1	1.54%
Misc Write-in 8 (W)		1	1.54%	1	1.54%
Misc Write-in 9 (W)		1	1.54%	1	1.54%
Monique E Manley-Smith (W)		1	1.54%	1	1.54%
Nancy I Menendez (W)		2	3.08%	2	3.08%
Wesley L Duffey Jr (W)		1	1.54%	1	1.54%
William V Alsbury (W)		1	1.54%	1	1.54%
Cast Votes:		65	100.00%	65	100.00%
Undervotes:		7,510		7,510	
Overvotes:		0		0	

Cumulative Results Report

Official

Run Time 5:49 PM
Run Date 06/11/2026

Marion County, Oregon

Gubernatorial Primary Election

5/19/2026

Page 156

Official Results

Registered Voters
89347 of 228823 = 39.05%

Precincts Reporting
119 of 119 = 100.00%

Precinct 855 2-Year Term - Republican

Precincts			Voters		
Counted	Total	Percent	Ballots	Registered	Percent
1	1	100.00%	444	3,993	11.12%

Choice	Party	Vote by Mail		Total	
Bob Sowdon		194	91.51%	194	91.51%
Misc Write-in (W)		13	6.13%	13	6.13%
Misc Write-in 3 (W)		1	0.47%	1	0.47%
Misc Write-in 2 (W)		3	1.42%	3	1.42%
Misc Write-in 3 (W)		0	0.00%	0	0.00%
Misc Write-in 4 (W)		1	0.47%	1	0.47%
Cast Votes:		212	100.00%	212	100.00%
Undervotes:		6,448		6,448	
Overvotes:		0		0	

Precinct 865 2-Year Term - Democrat

Precincts			Voters		
Counted	Total	Percent	Ballots	Registered	Percent
1	1	100.00%	179	2,045	8.75%

Choice	Party	Vote by Mail		Total	
Charlotte S Hernandez (W)		0	0.00%	0	0.00%
Misc Write-in (W)		7	35.00%	7	35.00%
Misc Write-in 2 (W)		3	15.00%	3	15.00%
Misc Write-in 3 (W)		3	15.00%	3	15.00%
Misc Write-in 4 (W)		3	15.00%	3	15.00%
Misc Write-in 5 (W)		1	5.00%	1	5.00%
Misc Write-in 6 (W)		1	5.00%	1	5.00%
Misc Write-in 7 (W)		1	5.00%	1	5.00%
Misc Write-in 8 (W)		1	5.00%	1	5.00%
Pedro P Arenas Ceja (W)		0	0.00%	0	0.00%
Rebecca L McKasson (W)		0	0.00%	0	0.00%
Teresa M Reyes (W)		0	0.00%	0	0.00%
Cast Votes:		20	100.00%	20	100.00%
Undervotes:		1,412		1,412	
Overvotes:		0		0	

Cumulative Results Report

Official

Run Time 5:49 PM
Run Date 06/11/2026

Marion County, Oregon

Gubernatorial Primary Election

5/19/2026

Page 157

Official Results

Registered Voters
89347 of 228823 = 39.05%

Precincts Reporting
119 of 119 = 100.00%

Precinct 865 2-Year Term - Republican

Precincts			Voters		
Counted	Total	Percent	Ballots	Registered	Percent
1	1	100.00%	143	2,045	6.99%

Choice	Party	Vote by Mail	Total
Misc Write-in (W)		7 100.00%	7 100.00%
	Cast Votes:	7 100.00%	7 100.00%
	Undervotes:	1,137	1,137
	Overvotes:	0	0

Precinct 905 2-Year Term - Democrat

Precincts			Voters		
Counted	Total	Percent	Ballots	Registered	Percent
1	1	100.00%	14	284	4.93%

Choice	Party	Vote by Mail	Total
Misc Write-in (W)		1 100.00%	1 100.00%
	Cast Votes:	1 100.00%	1 100.00%
	Undervotes:	27	27
	Overvotes:	0	0

Precinct 905 2-Year Term - Republican

Precincts			Voters		
Counted	Total	Percent	Ballots	Registered	Percent
1	1	100.00%	54	284	19.01%

Choice	Party	Vote by Mail	Total
Misc Write-in (W)		3 100.00%	3 100.00%
	Cast Votes:	3 100.00%	3 100.00%
	Undervotes:	105	105
	Overvotes:	0	0

Cumulative Results Report

Marion County, Oregon

Official Results

Official

Gubernatorial Primary Election

Registered Voters
89347 of 228823 = 39.05%

Precincts Reporting
119 of 119 = 100.00%

Run Time 5:49 PM
Run Date 06/11/2026

5/19/2026

Page 158

Precinct 915 2-Year Term - Democrat

Precincts			Voters		
Counted	Total	Percent	Ballots	Registered	Percent
1	1	100.00%	30	346	8.67%

Choice	Party	Vote by Mail		Total	
Misc Write-in (W)		2	66.67%	2	66.67%
Misc Write-in 2 (W)		1	33.33%	1	33.33%
Cast Votes:		3	100.00%	3	100.00%
Undervotes:		57		57	
Overvotes:		0		0	

Precinct 915 2-Year Term - Republican

Precincts			Voters		
Counted	Total	Percent	Ballots	Registered	Percent
1	1	100.00%	78	346	22.54%

Choice	Party	Vote by Mail		Total	
Jeff Faville		32	94.12%	32	94.12%
Misc Write-in (W)		2	5.88%	2	5.88%
Cast Votes:		34	100.00%	34	100.00%
Undervotes:		122		122	
Overvotes:		0		0	

Precinct 925 2-Year Term - Democrat

Precincts			Voters		
Counted	Total	Percent	Ballots	Registered	Percent
1	1	100.00%	10	179	5.59%

Choice	Party	Vote by Mail		Total	
Misc Write-in (W)		0	0.00%	0	0.00%
Cast Votes:		0	0.00%	0	0.00%
Undervotes:		20		20	
Overvotes:		0		0	

Cumulative Results Report

Marion County, Oregon

Official Results

Official

Gubernatorial Primary Election

Registered Voters
89347 of 228823 = 39.05%

Precincts Reporting
119 of 119 = 100.00%

Run Time 5:49 PM
Run Date 06/11/2026

5/19/2026
Page 159

Precinct 925 2-Year Term - Republican

Precincts			Voters		
Counted	Total	Percent	Ballots	Registered	Percent
1	1	100.00%	56	179	31.28%

Choice	Party	Vote by Mail		Total	
Misc Write-in (W)		1	100.00%	1	100.00%
	Cast Votes:	1	100.00%	1	100.00%
	Undervotes:	111		111	
	Overvotes:	0		0	

Precinct 935 2-Year Term - Democrat

Precincts			Voters		
Counted	Total	Percent	Ballots	Registered	Percent
1	1	100.00%	5	67	7.46%

Choice	Party	Vote by Mail		Total	
Misc Write-in (W)		0	0.00%	0	0.00%
	Cast Votes:	0	0.00%	0	0.00%
	Undervotes:	10		10	
	Overvotes:	0		0	

Precinct 935 2-Year Term - Republican

Precincts			Voters		
Counted	Total	Percent	Ballots	Registered	Percent
1	1	100.00%	17	67	25.37%

Choice	Party	Vote by Mail		Total	
Misc Write-in (W)		2	100.00%	2	100.00%
	Cast Votes:	2	100.00%	2	100.00%
	Undervotes:	32		32	
	Overvotes:	0		0	

Cumulative Results Report

Marion County, Oregon

Official Results

Official

Gubernatorial Primary Election

Registered Voters
89347 of 228823 = 39.05%

Precincts Reporting
119 of 119 = 100.00%

Run Time 5:49 PM
Run Date 06/11/2026

5/19/2026
Page 160

Precinct 981 2-Year Term - Democrat

Precincts			Voters		
Counted	Total	Percent	Ballots	Registered	Percent
1	1	100.00%	51	360	14.17%

Choice	Party	Vote by Mail		Total	
Margaret E Hebing (W)		0	0.00%	0	0.00%
Misc Write-in (W)		1	50.00%	1	50.00%
Misc Write-in 2 (W)		1	50.00%	1	50.00%
Theodor H Tank (W)		0	0.00%	0	0.00%
Cast Votes:		2	100.00%	2	100.00%
Undervotes:		100		100	
Overvotes:		0		0	

Precinct 981 2-Year Term - Republican

Precincts			Voters		
Counted	Total	Percent	Ballots	Registered	Percent
1	1	100.00%	93	360	25.83%

Choice	Party	Vote by Mail		Total	
Misc Write-in (W)		3	100.00%	3	100.00%
Cast Votes:		3	100.00%	3	100.00%
Undervotes:		183		183	
Overvotes:		0		0	

Precinct 982 2-Year Term - Democrat

Precincts			Voters		
Counted	Total	Percent	Ballots	Registered	Percent
1	1	100.00%	0	0	0.00%

Choice	Party	Vote by Mail		Total	
Misc Write-in (W)		0	0.00%	0	0.00%
Cast Votes:		0	0.00%	0	0.00%
Undervotes:		0		0	
Overvotes:		0		0	

Cumulative Results Report

Marion County, Oregon

Official Results

Official

Gubernatorial Primary Election

Registered Voters

89347 of 228823 = 39.05%

Run Time 5:49 PM

5/19/2026

Precincts Reporting

119 of 119 = 100.00%

Run Date 06/11/2026

Page 161

Precinct 982 2-Year Term - Republican

Precincts			Voters		
Counted	Total	Percent	Ballots	Registered	Percent
1	1	100.00%	0	0	0.00%

Choice	Party	Vote by Mail		Total	
Misc Write-in (W)		0	0.00%	0	0.00%
	Cast Votes:	0	0.00%	0	0.00%
	Undervotes:	0		0	
	Overvotes:	0		0	

Precinct 983 2-Year Term - Democrat

Precincts			Voters		
Counted	Total	Percent	Ballots	Registered	Percent
1	1	100.00%	0	0	0.00%


Choice	Party	Vote by Mail		Total	
Misc Write-in (W)		0	0.00%	0	0.00%
	Cast Votes:	0	0.00%	0	0.00%
	Undervotes:	0		0	
	Overvotes:	0		0	


Precinct 983 2-Year Term - Republican

Precincts			Voters		
Counted	Total	Percent	Ballots	Registered	Percent
1	1	100.00%	0	0	0.00%

Choice	Party	Vote by Mail		Total	
Misc Write-in (W)		0	0.00%	0	0.00%
	Cast Votes:	0	0.00%	0	0.00%
	Undervotes:	0		0	
	Overvotes:	0		0	

*** End of report ***



I certify that the votes recorded on this abstract correctly summarize the tally of votes cast at the May 19, 2026 Special District Election.	June 11, 2026	Date of Abstract
		
Signature of County Clerk		Bill Burgess