

TABLE OF CONTENTS

CENTRAL SERVICES FUND

The Central Services Fund	689
Income Summary with Requirements by Department and by Category	689
Central Services Fund Resources.....	690
Administrative Cost Recovery	690
Charges for Services.....	691
General Fund Transfers.....	691
Central Services Fund Resources Allocation (pie chart).....	691
Central Services Fund Requirements Overview	692
Central Services Fund Requirements.....	692
Central Services Fund Requirements Allocation (pie charts)	692
Central Services Fund Resources Detail.....	696
Central Services Fund Requirements Detail	698

TABLE OF CONTENTS
CENTRAL SERVICES FUND

THIS PAGE HAS BEEN INTENTIONALLY LEFT BLANK

MARION COUNTY FY 2014-15 BUDGET
CENTRAL SERVICES FUND

CENTRAL SERVICES FUND OVERVIEW

The Central Services Fund is allocated to five departments plus non-departmental activities that are covered individually in another section of this book. The departments are Board of Commissioners' Office, Business Services Department, Finance Department, Information Technology Department, and Legal Department. The Legal Department also manages a Law Library operation and fund.

The Central Services Fund is used to account for internal services provided by central administration. The services are charged to departments and other activities in the form of assessments. The revenue received by central services departments is called administrative cost recovery and the expenditures charged to departments are referred to as administrative charges. The Central Services Fund FY 14-15 budget is \$21,021,176. This is a \$462,003 and 2% increase over the FY 13-14 budget of \$20,559,173.

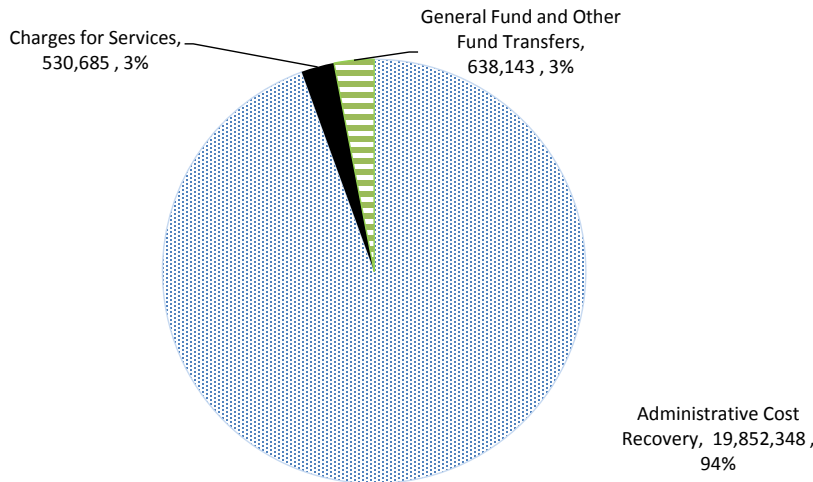
Central Services Fund Income Summary

FY 2014-15

FY 11-12 ACTUAL	FY 12-13 ACTUAL		FY 13-14 BUDGET	FY 14-15 ADOPTED	+/- % Prior Budget
RESOURCES					
5,207	9,429	Intergovernmental Federal	0	0	n.a.
0	0	Intergovernmental State	10,000	0	-100.00%
584,963	584,315	Charges for Services	592,439	530,685	-10.42%
18,172,123	18,995,468	Administrative Cost Recovery	19,545,148	19,852,348	1.57%
10	0	Other Revenues	0	0	n.a.
587,409	641,692	General Fund Transfers	369,121	594,645	61.10%
50,663	42,840	Other Fund Transfers	42,465	43,498	2.43%
19,400,374	20,273,744	TOTAL RESOURCES	20,559,173	21,021,176	2.25%
REQUIREMENTS					
BY DEPARTMENT					
1,932,908	2,043,346	Board of Commissioners' Office	2,139,037	2,152,386	0.62%
6,217,887	6,008,515	Business Services	6,370,628	6,407,615	0.58%
2,094,108	2,222,260	Finance	2,363,908	2,397,711	1.43%
7,765,401	8,337,729	Information Technology	8,336,711	8,440,533	1.25%
1,167,386	1,215,715	Legal	1,245,239	1,296,024	4.08%
222,685	446,179	Non-Departmental Operations	103,650	326,907	215.40%
204,177	437,197	Materials and Services	90,000	325,000	261.11%
18,508	8,982	Administrative Charges	13,650	1,907	-86.03%
19,400,375	20,273,744	TOTAL REQUIREMENTS	20,559,173	21,021,176	2.25%
BY CATEGORY					
14,765,420	15,057,548	Personnel Services	15,638,300	16,031,731	2.52%
3,249,694	3,787,428	Materials and Services	3,508,394	3,398,703	-3.13%
1,353,702	1,352,437	Administrative Charges	1,376,479	1,554,742	12.95%
31,559	76,331	Capital Outlay	36,000	36,000	0.0%
19,400,375	20,273,744	TOTAL REQUIREMENTS	20,559,173	21,021,176	2.25%
0	0	GRAND NET TOTAL	0	0	

MARION COUNTY FY 2014-15 BUDGET
CENTRAL SERVICES FUND

CENTRAL SERVICES FUND RESOURCES



Central Services Resources

Administrative Cost Recovery

The great majority of Central Services Fund revenue is derived from Administrative Cost Recovery assessments. These are for services rendered to other budgeted departments and activities. The Administrative Cost Recovery accounts and the basic service delivered follow.

- County Administration Allocation – Board of Commissioners’ Office county administration services; this does not include the governing body, e.g., the commissioners’ personnel services expenditures.
- Business Services Allocation – Business Services Department administration, e.g., department director and support staff and services.
- Facilities Management Allocation – Business Services Department repairs, preventative maintenance, renovations and construction management services regarding county facilities.
- Courier Allocation – Business Services Department inter-department mail delivery services.
- Risk Management Allocation – Business Services Department management of auto, general liability, and workers’ compensation claims as well as procuring appropriate insurance coverage.
- Human Resources Allocation – Business Services Department management of a wide range of employee services and systems.
- Legal Services Allocation – Legal Department legal counsel and representation to county departments.
- Information Technology Allocation – Information Technology Department administration, day-to-day operations of the county’s IT systems and services, desktop voice and data services, and a further wide range of computer and telephone systems management, support and training.
- FIMS Allocation – Information Technology Department direct cost of operating the county FIMS (financial information management system).
- Finance Allocation – Finance Department administration, accounting, payroll, procurement, contracting, and budgeting services.
- MCBEE Allocation – Non-Departmental Marion County Business Enterprise Enhancement program to re-engineer and integrate county business processes and software infrastructure.

MARION COUNTY FY 2014-15 BUDGET
CENTRAL SERVICES FUND

Charges for Services

Services to agencies outside the county budget including the Marion County Housing Authority, the Mid-Valley Behavioral Care Network, and service districts are billed and the revenue credited to Charges for Services rather than administrative cost recovery. Occasionally, central service departments request work to be done by other central services departments that is outside the scope of the budgeted expenditures of the departments providing the service. The revenue from these services is credited to Charges for Services.

General Fund Transfers

With the exception of the Board of Commissioners' Office governing body, Central Services Fund departments seldom receive General Fund Transfers. The Non-Departmental Marion County Business Enterprise Enhancement (MCBEE) program part of the budget was allocated General Fund money in FY 11-12, FY 12-13 and FY 14-15 in order to reduce the allocation of the cost of MCBEE to departments. There was no General Fund Transfers for MCBEE in FY 13-14.

Other Fund Transfers

These annual transfers are from the Tax Title Land Sales Fund to the Finance Department in the Central Services Fund to cover one-half of the compensation of a Property Specialist who spends a portion of her time handling county real and personal property sales.

MARION COUNTY FY 2014-15 BUDGET
CENTRAL SERVICES FUND

CENTRAL SERVICES FUND REQUIREMENTS

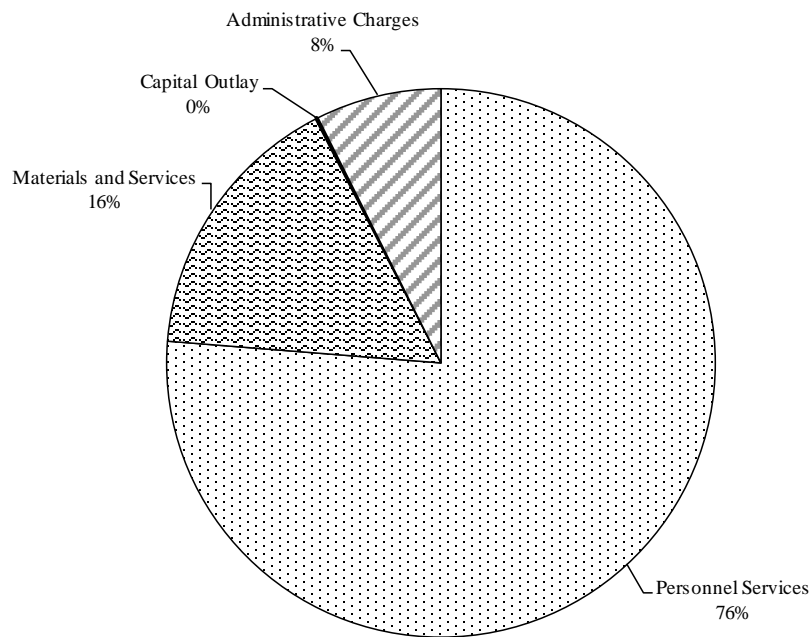
As discussed in two earlier sections of this book, the term “requirements” has a broader definition than “expenditures” as the former includes Contingency and the non-appropriation categories of Reserves and Ending Fund Balance. However, in the case of central services departments, there are no requirements outside of expenditures as Ending Fund Balance, Reserves, or Contingency is not budgeted.

The total Central Services Fund requirements budget is \$21,021,176. The direct expenditures budget is the total budget. Direct expenditures are for Personnel Services, Materials and Services, Administrative Charges (internal service), and Capital Outlay.

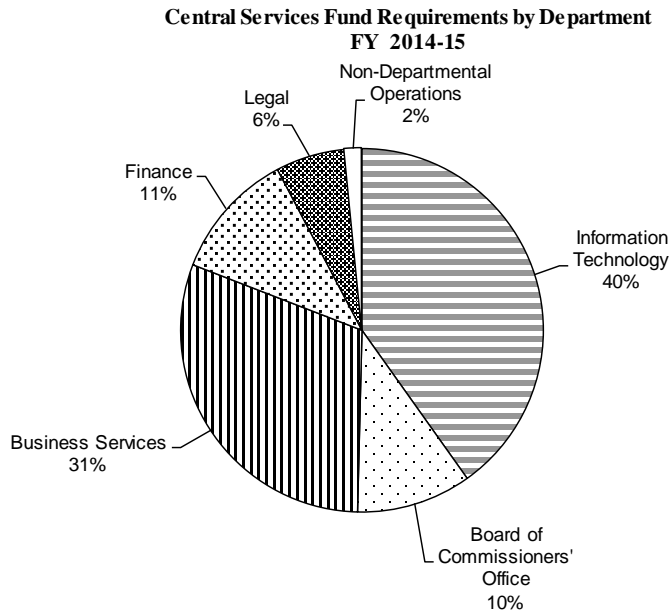
Central Services Fund Requirements by Category

The Central Service requirements budget is allocated to expenditures and other purposes by category and by department as shown in the two following pie charts. The information is from the Central Services Fund Income Summary schedule shown earlier in this section.

**Central Services Fund Requirements by Category
FY 2014-15**



MARION COUNTY FY 2014-15 BUDGET
CENTRAL SERVICES FUND



Major requirements categories were discussed in the Summary section of this book. To a large extent, they were discussed with broad explanations that are in many cases as applicable to the Central Services Fund as to all other funds, as the Central Services Fund dollars were included in the budget amounts of the Summary section. Additional information specific to the Central Services Fund follows.

Personnel Services

In FY 14-15 most Central Services Funds departments and programs have very small increases or decreases in salaries and wages due to the budget policies impact as previously discussed. The exceptions are the Business Services Department Facilities Management Program which added one position and eliminated a half-time position for a net increase of 0.5 FTE and the Finance Department Central Finance Services Program which added one new position, e.g., 1 FTE.

The two-year comparison shows a proportionately larger percent increase in fringe benefits than salaries and wages. In these instances Public Employee Retirement System (PERS) and health insurance benefits increases in particular account for some change as well as the increase in fringe benefits associated with more full-time equivalent positions (FTE).

MARION COUNTY FY 2014-15 BUDGET
CENTRAL SERVICES FUND

Central Services Fund Personnel Services Summary

FY 11-12 ACTUAL	FY 12-13 ACTUAL	PERSONNEL SERVICES	FY 13-14 BUDGET	FY 14-15 BUDGET	Change FY 13-14 to FY 14-15
\$9,852,390	\$9,865,765	Salaries and Wages	\$10,273,852	\$10,474,275	2%
4,913,030	5,191,783	Fringe Benefits	5,364,448	5,557,456	4%
\$14,765,420	\$15,057,548	Total Personnel Services	\$15,638,300	\$16,031,731	3%
156.0	154.0	FTE	153.5	155.0	0%

Employees - Number of Positions

The Central Services Fund allocates 75% of its resources to personnel services. Including department heads and elected officials there are more than 150 employees paid by the Central Services Fund. This includes regular year-around employees who work less than full time.

Central Services Fund Budget FY 2014-15

FULL TIME EQUIVALENT POSITIONS (FTE) BY DEPARTMENT

	FY 11-12	FY 12-13	FY 13-14	FY 14-15	Change FY 13-14 to FY 14-15
Board of Commissioners	13.0	14.0	14.0	14.0	0.0
Business Services	60.3	57.0	58.5	59.0	0.5
Finance	20.0	20.0	19.0	20.0	1.0
Information Technology	54.0	54.0	53.0	53.0	0.0
Legal	8.7	9.0	9.0	9.0	0.0
Total	156.0	154.0	153.5	155.0	1.5

Materials and Services

Central Services Fund departments and programs are not allowed to budget for across-the-board increases in Materials and Services. They have been required to absorb inflationary increases by reducing whatever line items are considered lower priority than the inflation-driven line items, or simply do with less.

Nonetheless there have been exceptions such as when Central Services Fund departments moved out of Courthouse Square while it was being repaired. These departments were required to rent office space through FY 13-14 but not pay utilities while the reverse is true in FY 14-15. Contracted services have increased and decreased substantially on alternate years. These variances are primarily in Central Services Non-Departmental, not operating departments. Contracts for the Marion County Business Enterprise (MCBEE) computer financial management system have varied according to short-term need and total budget situation.

MARION COUNTY FY 2014-15 BUDGET
CENTRAL SERVICES FUND

Central Services Fund Materials and Services Summary

FY 11-12 ACTUAL	FY 12-13 ACTUAL	CATEGORY	FY 13-14 BUDGET	FY 14-15 BUDGET	Change 13-14 to 14-15
\$198,172	\$176,823	Supplies	\$217,212	\$217,042	0%
385,866	563,363	Materials	290,008	289,404	0%
263,367	262,742	Communications	284,518	257,526	-9%
34,592	27,586	Utilities	33,190	119,026	259%
539,251	808,136	Contracted Services	665,395	792,947	19%
1,100,456	1,197,193	Repairs and Maintenance	1,206,046	1,235,968	2%
534,586	549,986	Rentals	567,320	234,996	-59%
193,402	201,598	Miscellaneous	244,705	251,794	3%
\$3,249,692	\$3,787,427	Total Materials and Services	\$3,508,394	\$3,398,703	-3%

Administrative Charges

Administrative charges were discussed in the Summary and General Fund sections. Central Services Fund departments are the providers of services for which other departments pay, and this includes services provided by Central Services Fund departments to each other. For example, the Finance Department charges each of the other central services departments for financial services rendered. Administrative cross-charges include county administration, information technology, financial management, payroll, human resources, risk management, facilities management, custodial, and legal counsel.

Administrative charges are unique requirements. The maximum that can be charged is a fixed amount based on a cost allocation plan. Therefore, each central services department knows the maximum it will be charged for services from each other central services department. All departments have little control over the amount of administrative charges expenditures for any given year. Budgeted Central Services Fund administrative charges total \$1,554,742 for FY 14-15. A detail breakdown is shown on the final page of this section.

MARION COUNTY FY 2014-15 BUDGET
CENTRAL SERVICES FUND

CENTRAL SERVICES FUND RESOURCES DETAIL

Marion County - Budget - Resources

By Fund

FY 2014-15

	FY 11-12 ACTUAL	FY 12-13 ACTUAL	FY 13-14 BUDGET	FY 14-15 PROPOSED	FY 14-15 APPROVED	FY 14-15 ADOPTED
FND 580 Central Services						
Intergovernmental Federal						
331990 Other Federal Revenues	5,207	9,429	0	0	0	0
Total Intergovernmental Federal	5,207	9,429	0	0	0	0
Intergovernmental State						
332990 Other State Revenues	0	0	10,000	0	0	0
Total Intergovernmental State	0	0	10,000	0	0	0
Charges for Services						
341620 User Fees	148,374	167,711	138,800	140,125	140,125	140,125
341690 Attorney Fees	125,309	109,951	109,218	125,500	125,500	125,500
341999 Other Fees	23	10	0	0	0	0
342200 Property Leases	4,904	5,417	4,900	5,047	5,047	5,047
342300 Department Parking Charges	15,840	16,830	17,160	0	0	0
342310 Parking Permits	70,010	64,602	69,754	0	0	0
344250 Telephone Use Reimbursement	83,654	81,897	77,560	76,875	76,875	76,875
344800 EAIP Reimbursement	3,120	4,440	3,000	3,000	3,000	3,000
344999 Other Reimbursements	15,295	5,524	41,514	0	0	0
345100 Sale of Capital Assets	0	0	16,700	0	0	0
345200 Foreclosed Property Sales	96	0	0	0	0	0
345300 Surplus Property Sales	3,433	6,495	1,000	2,000	2,000	2,000
347101 Central Svcs to Other Agencies	64,831	72,204	60,799	126,138	126,138	126,138
348700 Wellness Program	50,074	49,233	52,034	52,000	52,000	52,000
Total Charges for Services	584,963	584,313	592,439	530,685	530,685	530,685
Admin Cost Recovery						
411100 County Admin Allocation	1,580,441	1,673,845	1,769,916	1,781,510	1,781,510	1,781,510
411200 Business Services Allocation	0	0	1,222,652	524,876	524,876	524,876
411210 Facilities Mgt Allocation	2,469,343	2,389,274	1,621,197	2,412,447	2,412,447	2,412,447
411220 Custodial Allocation	1,098,516	1,105,319	980,639	994,520	994,520	994,520
411230 Courier Allocation	61,015	72,390	65,695	68,435	68,435	68,435
411250 Risk Management Allocation	450,876	466,921	472,181	515,240	515,240	515,240
411255 Benefits Allocation	390,455	373,932	343,254	366,760	366,760	366,760
411260 Human Resources Allocation	1,371,675	1,247,728	1,289,798	1,242,029	1,242,029	1,242,029
411300 Legal Services Allocation	1,042,067	1,105,764	1,136,021	1,170,524	1,170,524	1,170,524

MARION COUNTY FY 2014-15 BUDGET
CENTRAL SERVICES FUND

Marion County - Budget - Resources

By Fund

FY 2014-15

	FY 11-12 ACTUAL	FY 12-13 ACTUAL	FY 13-14 BUDGET	FY 14-15 PROPOSED	FY 14-15 APPROVED	FY 14-15 ADOPTED
411400 Information Tech Allocation	5,920,858	6,507,151	7,167,490	7,231,801	7,231,801	7,231,801
411410 FIMS Allocation	1,626,847	1,741,615	1,086,861	1,125,732	1,125,732	1,125,732
411600 Finance Allocation	2,027,220	2,137,547	2,285,794	2,247,567	2,247,567	2,247,567
411800 MCBEE Allocation	132,810	173,982	103,650	170,907	170,907	170,907
Total Admin Cost Recovery	18,172,123	18,995,468	19,545,148	19,852,348	19,852,348	19,852,348
Other Revenues						
372000 Over and Short	10	1	0	0	0	0
Total Other Revenues	10	1	0	0	0	0
General Fund Transfers						
381100 Transfer from General Fund	587,409	641,692	369,121	585,942	594,645	594,645
Total General Fund Transfers	587,409	641,692	369,121	585,942	594,645	594,645
Other Fund Transfers						
381155 Xfr from Tax Title Land Sales	41,601	42,840	42,465	43,498	43,498	43,498
381455 Xfr from Facility Renovation	9,062	0	0	0	0	0
Total Other Fund Transfers	50,663	42,840	42,465	43,498	43,498	43,498
Total FND 580 Central Services	19,400,374	20,273,743	20,559,173	21,012,473	21,021,176	21,021,176

MARION COUNTY FY 2014-15 BUDGET
CENTRAL SERVICES FUND

CENTRAL SERVICES FUND REQUIREMENTS DETAIL

Marion County - Budget - Requirements

By Fund

FY 2014-15

	FY 11-12 ACTUAL	FY 12-13 ACTUAL	FY 13-14 BUDGET	FY 14-15 PROPOSED	FY 14-15 APPROVED	FY 14-15 ADOPTED
FND 580 Central Services						
Personnel Services						
Salaries and Wages						
511020 Salaries and Wages Budget Only	0	0	(61,200)	0	5,509	5,509
511110 Regular Wages	8,051,813	7,995,971	9,911,806	10,042,211	10,042,211	10,042,211
511120 Temporary Wages	55,552	75,477	7,536	35,065	35,065	35,065
511130 Vacation Pay	528,042	586,501	0	0	0	0
511140 Sick Pay	334,472	343,361	0	0	0	0
511150 Holiday Pay	402,872	403,795	0	0	0	0
511160 Comp Time Pay	6,457	6,484	5,000	5,000	5,000	5,000
511180 Differential Pay	10,180	10,136	11,380	11,380	11,380	11,380
511210 Compensation Credits	333,313	316,802	316,610	303,010	303,010	303,010
511220 Pager Pay	52,329	52,140	52,000	52,000	52,000	52,000
511240 Leave Payoff	43,242	43,835	9,000	0	0	0
511280 Cell Phone Pay	339	903	0	0	0	0
511290 Health Insurance Waiver Pay	8,822	11,751	9,720	8,100	8,100	8,100
511410 Straight Pay	0	109	0	0	0	0
511420 Premium Pay	24,956	18,459	12,000	12,000	12,000	12,000
511450 Premium Pay Temps	0	40	0	0	0	0
Total Salaries and Wages	9,852,390	9,865,765	10,273,852	10,468,766	10,474,275	10,474,275
Fringe Benefits						
512010 Fringe Benefits Budget Only	0	0	(28,800)	(27)	3,167	3,167
512110 PERS	1,483,548	1,477,639	1,556,195	1,563,350	1,563,350	1,563,350
512120 401K	142,795	138,816	147,380	148,134	148,134	148,134
512130 PERS Debt Service	437,372	472,951	476,073	543,549	543,549	543,549
512140 PERS Rate Subsidy	(234,261)	0	0	0	0	0
512200 FICA	741,468	741,723	775,388	784,586	784,586	784,586
512310 Medical Insurance	1,993,179	2,026,815	2,111,964	2,163,348	2,163,348	2,163,348
512320 Dental Insurance	180,763	181,439	198,490	211,320	211,320	211,320
512330 Group Term Life Insurance	33,338	17,121	13,034	14,395	14,395	14,395
512340 Long Term Disability Insurance	54,018	57,848	51,781	59,019	59,019	59,019
512400 Unemployment Insurance	39,612	39,649	48,119	51,766	51,766	51,766
512520 Workers Comp Insurance	3,738	3,884	4,577	4,589	4,589	4,589
512600 Wellness Program	5,831	5,795	6,063	6,054	6,054	6,054
512610 Employee Assistance Program	4,029	4,004	4,184	4,179	4,179	4,179
512700 County HSA Contributions	27,600	24,100	0	0	0	0
Total Fringe Benefits	4,913,030	5,191,783	5,364,448	5,554,262	5,557,456	5,557,456
Total Personnel Services	14,765,420	15,057,548	15,638,300	16,023,028	16,031,731	16,031,731

MARION COUNTY FY 2014-15 BUDGET
CENTRAL SERVICES FUND

Marion County - Budget - Requirements

By Fund

FY 2014-15

	FY 11-12 ACTUAL	FY 12-13 ACTUAL	FY 13-14 BUDGET	FY 14-15 PROPOSED	FY 14-15 APPROVED	FY 14-15 ADOPTED
FND 580 Central Services						
Materials and Services						
Supplies						
521010 Office Supplies	38,054	35,750	34,691	33,701	33,701	33,701
521030 Field Supplies	0	92	0	0	0	0
521050 Janitorial Supplies	63,491	64,174	67,100	70,100	70,100	70,100
521060 Electrical Supplies	26,345	13,319	30,000	30,000	30,000	30,000
521070 Departmental Supplies	26,299	29,326	44,210	41,275	41,275	41,275
521080 Food Supplies	33	23	0	0	0	0
521090 Uniforms and Clothing	4,395	1,944	3,000	3,000	3,000	3,000
521110 First Aid Supplies	73	102	150	150	150	150
521140 Vaccines	10,420	9,595	11,000	11,000	11,000	11,000
521190 Publications	8,534	6,318	9,961	9,416	9,416	9,416
521210 Gasoline	15,846	14,262	14,700	16,000	16,000	16,000
521220 Diesel	2,969	456	1,500	1,500	1,500	1,500
521230 Propane	143	97	200	200	200	200
521240 Automotive Supplies	22	0	0	0	0	0
521300 Safety Clothing	434	788	200	200	200	200
521310 Safety Equipment	1,114	578	500	500	500	500
Total Supplies	198,172	176,823	217,212	217,042	217,042	217,042
Materials						
522070 Paint	1,524	458	1,500	1,500	1,500	1,500
522080 Building Materials	753	0	0	0	0	0
522090 Chemical Sprays	113	0	0	0	0	0
522100 Parts	516	0	0	0	0	0
522110 Batteries	1,055	2,505	1,000	1,000	1,000	1,000
522140 Small Tools	7,431	4,630	4,500	4,500	4,500	4,500
522150 Small Office Equipment	25,806	17,708	9,735	9,535	9,535	9,535
522160 Small Departmental Equipment	12,859	17,208	21,250	18,650	18,650	18,650
522170 Computers Non Capital	185,174	211,800	230,723	246,209	246,209	246,209
522180 Software	150,637	309,055	21,300	8,010	8,010	8,010
Total Materials	385,866	563,363	290,008	289,404	289,404	289,404
Communications						
523010 Telephone Equipment	2,072	6,013	1,200	1,200	1,200	1,200
523020 Phone and Communication Svcs	194,348	171,095	193,191	196,168	196,168	196,168
523040 Data Connections	21,173	25,358	32,179	22,865	22,865	22,865
523050 Postage	5,516	3,295	5,360	5,210	5,210	5,210
523060 Cellular Phones	27,457	28,986	28,588	30,823	30,823	30,823
523070 Pagers	1,213	1,245	1,200	1,260	1,260	1,260
523090 Long Distance Charges	11,614	26,759	22,800	0	0	0
Total Communications	263,367	262,742	284,518	257,526	257,526	257,526

MARION COUNTY FY 2014-15 BUDGET
CENTRAL SERVICES FUND

Marion County - Budget - Requirements

By Fund

FY 2014-15

	FY 11-12 ACTUAL	FY 12-13 ACTUAL	FY 13-14 BUDGET	FY 14-15 PROPOSED	FY 14-15 APPROVED	FY 14-15 ADOPTED
FND 580 Central Services						
Utilities						
524010 Electricity	21,261	18,488	24,732	114,434	114,434	114,434
524040 Natural Gas	3,912	3,041	2,167	257	257	257
524050 Water	1,202	405	303	160	160	160
524070 Sewer	1,167	675	428	315	315	315
524090 Garbage Disposal and Recycling	7,050	4,978	5,560	3,860	3,860	3,860
Total Utilities	34,592	27,586	33,190	119,026	119,026	119,026
Contracted Services						
525110 Consulting Services	116,643	397,024	94,500	329,500	329,500	329,500
525150 Audit Services	84,225	84,890	87,353	88,765	88,765	88,765
525153 Fiscal Agent Services	1,550	1,550	0	0	0	0
525160 Wellness Services	0	13,616	24,850	20,240	20,240	20,240
525175 Temporary Staffing	9,621	6,841	79,000	0	0	0
525350 Janitorial Services	0	0	975	0	0	0
525355 Engineering Services	1,800	2,186	10,000	10,000	10,000	10,000
525450 Subscription Services	31,338	46,255	48,243	48,077	48,077	48,077
525510 Legal Services	48,159	75,610	95,384	81,525	81,525	81,525
525540 Witnesses	80	0	200	200	200	200
525541 Witness Mileage Reimbursement	(4)	0	200	200	200	200
525620 Insurance Brokers	84,800	85,000	85,000	85,000	85,000	85,000
525630 Insurance Admin Services	27,255	26,962	28,800	28,800	28,800	28,800
525710 Printing Services	12,494	15,064	25,660	24,801	24,801	24,801
525715 Advertising	14,822	14,397	15,791	15,382	15,382	15,382
525735 Mail Services	14,304	13,252	13,467	13,570	13,570	13,570
525740 Document Disposal Services	432	441	1,180	880	880	880
525770 Interpreters and Translators	0	60	200	200	200	200
525999 Other Contracted Services	91,733	24,987	54,592	45,807	45,807	45,807
Total Contracted Services	539,251	808,136	665,395	792,947	792,947	792,947
Repairs and Maintenance						
526010 Office Equipment Maintenance	0	280	750	450	450	450
526011 Dept Equipment Maintenance	1,880	11,801	8,700	10,900	10,900	10,900
526012 Vehicle Maintenance	(231)	1,827	2,200	2,200	2,200	2,200
526014 Radio Maintenance	1,223	0	0	0	0	0
526020 Computer Hardware Maintenance	99,428	87,686	129,708	149,863	149,863	149,863
526021 Computer Software Maintenance	703,427	809,473	775,608	808,211	808,211	808,211
526022 Telephone Maintenance	0	0	1,500	0	0	0
526030 Building Maintenance	224,992	214,640	203,880	200,577	200,577	200,577
526031 Elevator Maintenance	19,284	21,750	20,000	20,000	20,000	20,000
526032 Roof Maintenance	3,155	5,835	7,000	7,000	7,000	7,000
526040 Remodels and Site Improvements	3,459	3,630	0	0	0	0
526050 Grounds Maintenance	43,839	40,271	40,000	36,767	36,767	36,767
526061 Storm Drain Maintenance	0	0	16,700	0	0	0
Total Repairs and Maintenance	1,100,456	1,197,193	1,206,046	1,235,968	1,235,968	1,235,968

MARION COUNTY FY 2014-15 BUDGET
CENTRAL SERVICES FUND

Marion County - Budget - Requirements

By Fund

FY 2014-15

	FY 11-12 ACTUAL	FY 12-13 ACTUAL	FY 13-14 BUDGET	FY 14-15 PROPOSED	FY 14-15 APPROVED	FY 14-15 ADOPTED
FND 580 Central Services						
Rentals						
527100 Vehicle Rental	695	741	300	300	300	300
527110 Fleet Leases	47,001	49,309	53,886	59,628	59,628	59,628
527120 Motor Pool Mileage	5,770	5,477	7,064	5,989	5,989	5,989
527130 Parking	120	113	100	100	100	100
527140 County Parking	3,780	3,780	3,700	2,200	2,200	2,200
527200 Building Rental County	0	0	0	23,370	23,370	23,370
527210 Building Rental Private	436,166	447,706	456,631	3,342	3,342	3,342
527240 Condo Assn Assessments	0	0	0	93,060	93,060	93,060
527300 Equipment Rental	37,034	42,861	45,639	47,007	47,007	47,007
Total Rentals	530,565	549,986	567,320	234,996	234,996	234,996
Insurance						
528220 Notary Bonds	0	0	0	40	40	40
528410 Liability Claims	4,021	2,408	0	0	0	0
Total Insurance	4,021	2,408	0	40	40	40
Miscellaneous						
529110 Mileage Reimbursement	9,586	10,864	11,677	12,552	12,552	12,552
529120 Commercial Travel	10,205	6,759	13,250	12,892	12,892	12,892
529130 Meals	3,260	3,058	5,641	6,626	6,626	6,626
529140 Lodging	20,176	15,342	22,550	24,840	24,840	24,840
529210 Meetings	9,399	8,920	10,165	10,374	10,374	10,374
529220 Conferences	26,328	14,421	23,815	23,815	23,815	23,815
529230 Training	66,870	92,415	106,583	107,400	107,400	107,400
529300 Dues and Memberships	23,317	21,638	25,234	26,267	26,267	26,267
529440 Safety Grants	6,833	6,120	7,000	7,000	7,000	7,000
529650 Pre Employment Costs	377	141	270	960	960	960
529690 Other Investigations	61	230	200	200	200	200
529740 Fairs and Shows	350	224	2,025	973	973	973
529840 Professional Licenses	774	500	655	655	655	655
529850 Device Licenses	1,814	112	1,900	1,900	1,900	1,900
529860 Permits	1,814	3,139	800	800	800	800
529910 Awards and Recognition	12,123	14,374	12,940	14,500	14,500	14,500
529999 Miscellaneous Expense	116	931	0	0	0	0
Total Miscellaneous	193,402	199,189	244,705	251,754	251,754	251,754
Total Materials and Services	3,249,693	3,787,427	3,508,394	3,398,703	3,398,703	3,398,703

MARION COUNTY FY 2014-15 BUDGET
CENTRAL SERVICES FUND

Marion County - Budget - Requirements

By Fund

FY 2014-15

	FY 11-12 ACTUAL	FY 12-13 ACTUAL	FY 13-14 BUDGET	FY 14-15 PROPOSED	FY 14-15 APPROVED	FY 14-15 ADOPTED
FND 580 Central Services						
Administrative Charges						
611100 County Admin Allocation	157,708	163,013	174,608	171,367	171,367	171,367
611210 Facilities Mgt Allocation	22,035	17,896	18,907	165,898	165,898	165,898
611220 Custodial Allocation	71,670	71,685	76,629	111,238	111,238	111,238
611230 Courier Allocation	4,405	5,192	5,536	5,758	5,758	5,758
611250 Risk Management Allocation	20,782	20,787	21,610	23,548	23,548	23,548
611255 Benefits Allocation	28,188	26,815	28,927	30,821	30,821	30,821
611260 Human Resources Allocation	99,024	89,472	101,027	98,500	98,500	98,500
611300 Legal Services Allocation	195,698	226,286	249,313	272,645	272,645	272,645
611400 Information Tech Allocation	266,838	274,154	259,663	244,108	244,108	244,108
611410 FIMS Allocation	105,181	109,264	125,771	127,469	127,469	127,469
611420 Telecommunications Allocation	46,055	36,195	36,845	27,298	27,298	27,298
611600 Finance Allocation	129,919	123,430	131,684	127,324	127,324	127,324
611800 MCBEE Allocation	13,199	17,548	10,559	17,168	17,168	17,168
614100 Liability Insurance Allocation	75,400	47,500	58,900	61,000	61,000	61,000
614200 WC Insurance Allocation	117,600	123,200	76,500	70,600	70,600	70,600
Total Administrative Charges	1,353,702	1,352,437	1,376,479	1,554,742	1,554,742	1,554,742
Capital Outlay						
531300 Departmental Equipment Capital	11,500	0	0	0	0	0
531600 Computer Hardware Capital	0	76,331	16,000	36,000	36,000	36,000
531700 Computer Software Capital	20,059	0	20,000	0	0	0
Total Capital Outlay	31,559	76,331	36,000	36,000	36,000	36,000
Total FND 580 Central Services	19,400,374	20,273,743	20,559,173	21,012,473	21,021,176	21,021,176