



MARION COUNTY PUBLIC WORKS
5155 Silverton Rd NE
Salem OR 97305
(503) 588-5147 Fax (503) 588-7948
<http://www.co.marion.or.us>

Construction Erosion and Sediment Control Ordinance
ACKNOWLEDGEMENT FORM

PROPERTY OWNER: _____

SITE ADDRESS: _____

DATE: _____

PERMIT NUMBER: _____

Although the above site is located within the Stormwater Management Area, this site is not considered "High Risk" for erosion; therefore, a drawn plan and Construction Erosion and Sediment Control permit is not required. Marion County Code Chapter 15.10 requires that the applicant and/or responsible parties for the above permit do not cause or allow erosion or sediment to enter the public storm drainage and surface water system. Details for the erosion prevention and sediment control measures are located in the Marion County Best Management Practices List for erosion control and sediment prevention, available at Marion County Public Works.

I agree to review the Marion County Best Management Practices List for erosion control and sediment prevention and use appropriate erosion control measures to prevent erosion and sedimentation from leaving the above referenced site. I understand that failure to prevent erosion and sediment from entering the public storm drainage and surface water system could result in fines.

SIGNATURE: _____
(Property Owner or the Owner's Authorized Agent)

Name (please print): _____

Company Name: _____

Mailing Address: _____

Phone Number: _____



EPSC BEST MANAGEMENT PRACTICES (BMPs) LIST

EROSION PREVENTION

- Buffer Zone
- Dust Control
- Ground Cover
- Hydraulic Applications
- Matting
- Plastic Sheeting
- Preservation of Natural Vegetation
- Seeding (Temp/Perm)
- Sodding

RUNOFF CONTROL

- Check Dams
- Diversion Dikes & Swales
- Grass-Lined Swale
- Outlet Protection
- Pipe Slope Drain
- Surface Roughening

SEDIMENT CONTROL

- Bio-Filter Bags
- Construction Entrance
- Dewatering
- Filter Berm
- Inlet Protection
- Oak Mats
- Pre-Fabricated Barriers
- Sand Bags
- Sediment Basin
- Sediment Fence
- Sediment Trap
- Sidewalk Subgrade Gravel Barrier
- Tire Wash
- Straw Wattles

For more information, please refer to *Clean Water Services* "Erosion Prevention and Sediment Control Planning and Design Manual" for BMP details, which is available for viewing online at: <https://www.cleanwaterservices.org/media/1464/erosion-prevention-and-sediment-control-manual.pdf>

Note: *Clean Water Services (CWS)* is a Washington County, Oregon - based water resources management public utility. CWS is regionally recognized as a knowledgeable authority in erosion control BMPs.

EROSION CONTROL AT YOUR CONSTRUCTION SITE

Erosion can occur when rainwater flows over a construction site. Rainwater picks up sediment, debris, and chemicals and flows into storm drains that lead into local streams.

Preventing erosion is important not only to protect wildlife and our water sources, but also to keep construction costs at a minimum. It takes time and money to replace soil and vegetation, clean clogged storm drains, and fix damage to property and natural resources.

Easy Ways to Prevent Erosion

- Minimize clearing and exposed soil
- Protect streams, wetlands, and other sensitive areas by fencing or clearly marking these areas

Cover Exposed Soil –

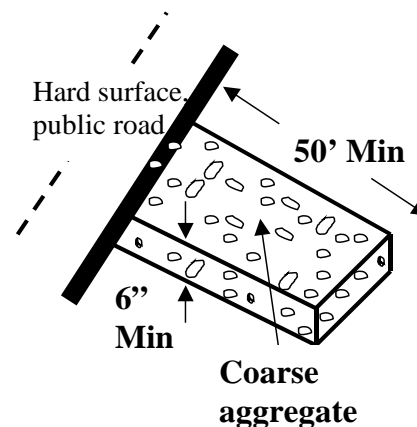
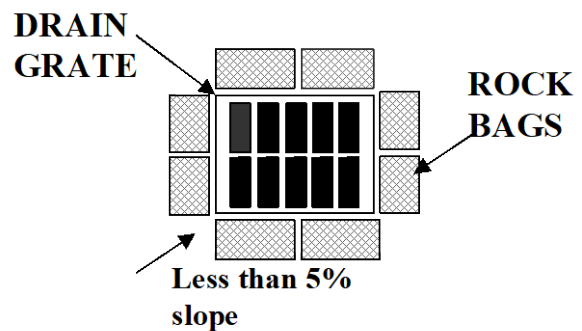
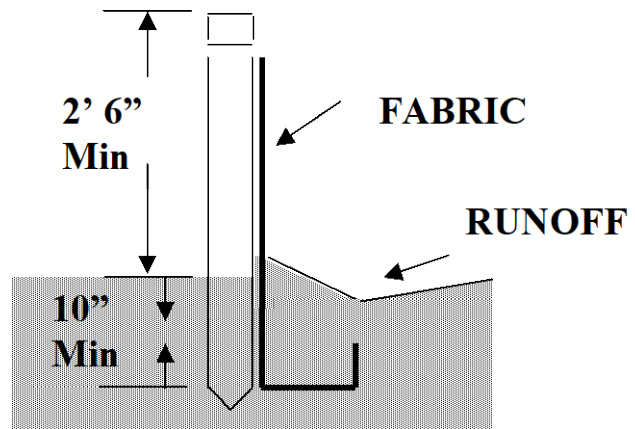
Barren soil is problematic. Cover exposed areas by reseeding and placement of mulch as soon as earth work is complete

Protect Storm Drain Inlets –

- Use rock bags and inlet filter fabric
- Maintain them regularly

Build a Gravel Construction Access –

- Use the access to remove mud and dirt from tires of vehicles before they enter paved roadways
- Make sure site entrances do not become buried in soil



Department of Public Works
Environmental Services