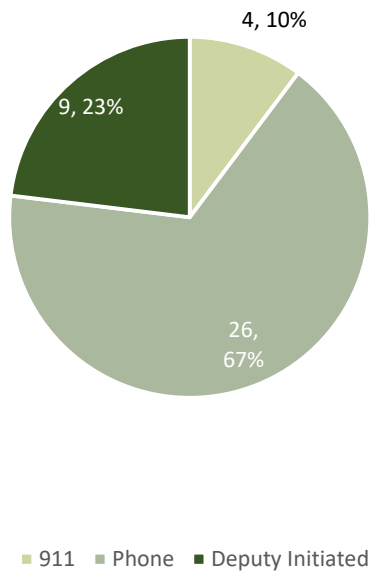
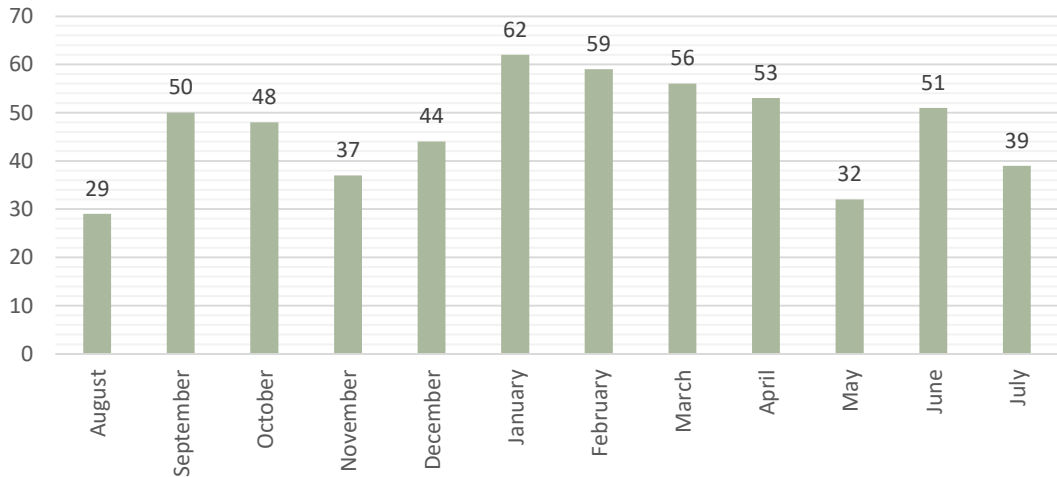


39 total calls for service

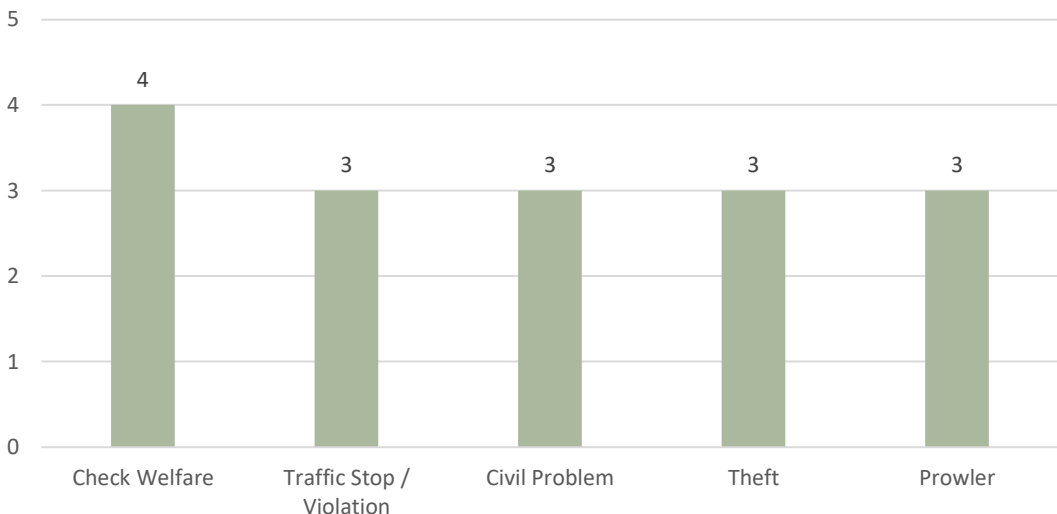
Calls for Service by Call Source - July 2025



Calls for Service by Month - July 2025

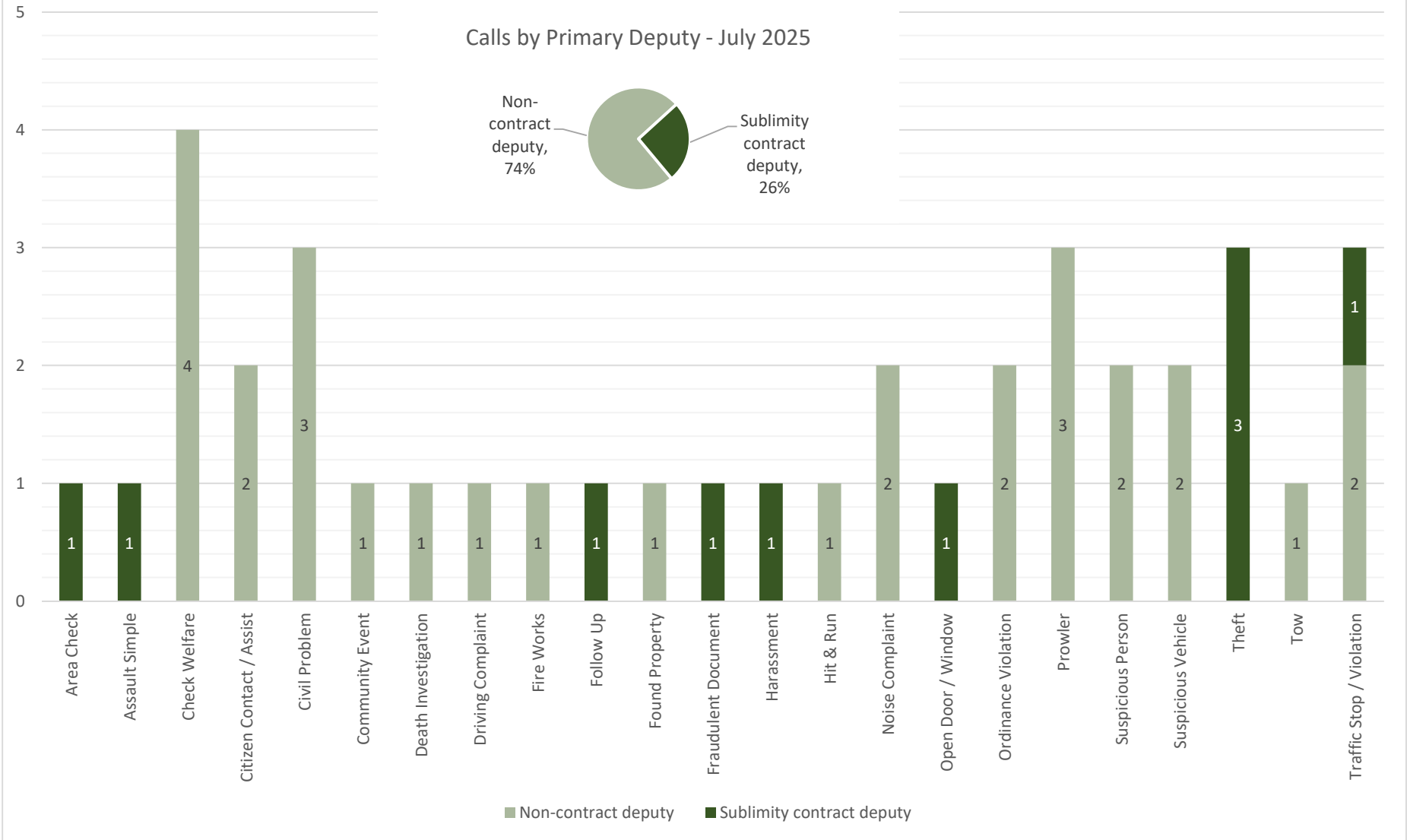
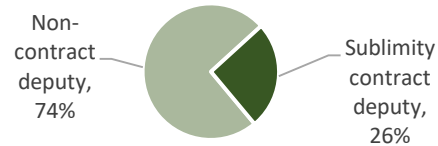


Top Calls for Service - July 2025



Call Type by Primary Deputy - July 2025

Calls by Primary Deputy - July 2025



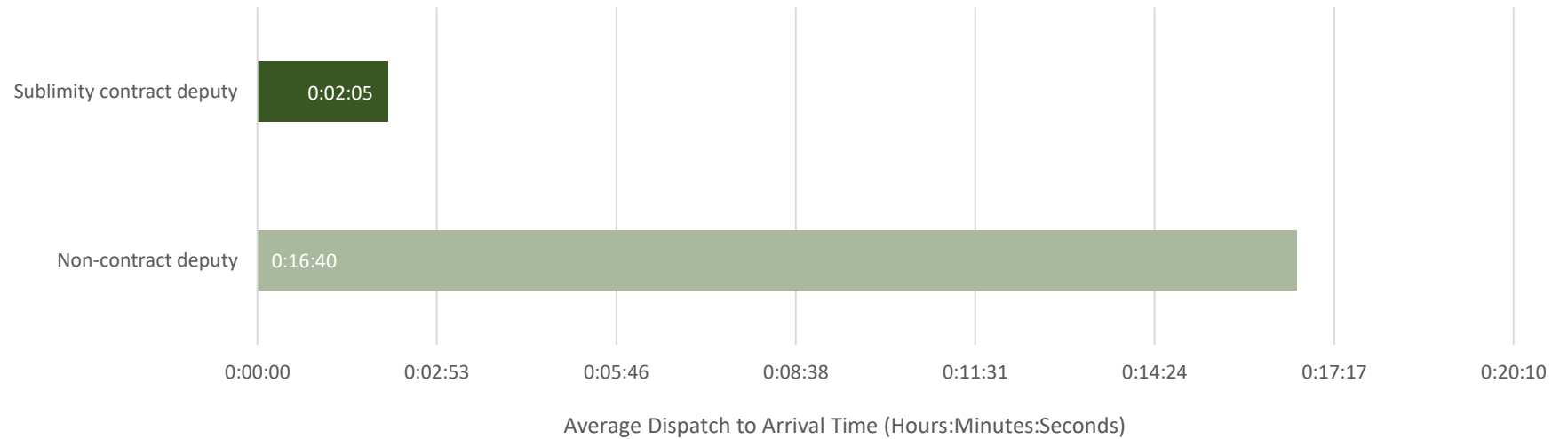
Incident Type	July 2024	July 2025	Raw Difference	% Change
Animal Complaint	1	0	-1	-100%
Area Check	0	1	1	-
Assault Simple	0	1	1	-
Attempt To Locate Person/ Vehicle	2	0	-2	-100%
Audible Alarm - Police	1	0	-1	-100%
Check Welfare	3	4	1	33%
Citizen Contact / Assist	3	2	-1	-33%
Civil Problem	3	3	0	0%
Community Event	0	1	1	-
CPR	1	0	-1	-100%
Crash	2	0	-2	-100%
Criminal Mischief	1	0	-1	-100%
Death Investigation	0	1	1	-
Driving Complaint	2	1	-1	-50%
Emotionally Disturbed Person	3	0	-3	-100%
Fire Works	0	1	1	-
Follow Up	1	1	0	0%
Found Property	0	1	1	-
Fraudulent Document	1	1	0	0%
Harassment	0	1	1	-
Hit & Run	0	1	1	-
Illegal Parking	3	0	-3	-100%
Noise Complaint	1	2	1	100%
Open Door / Window	0	1	1	-
Ordinance Violation	0	2	2	-
Prowler	0	3	3	-
Sex Offense	1	0	-1	-100%
Suspicious Activity	3	0	-3	-100%
Suspicious Person	1	2	1	100%
Suspicious Vehicle	4	2	-2	-50%
Theft	1	3	2	200%
Tow	0	1	1	-
Traffic Stop / Violation	2	3	1	50%
Grand Total	40	39	-1	-3%

Incident Type	July 2024	July 2025	Raw Difference	% Change
---------------	-----------	-----------	----------------	----------

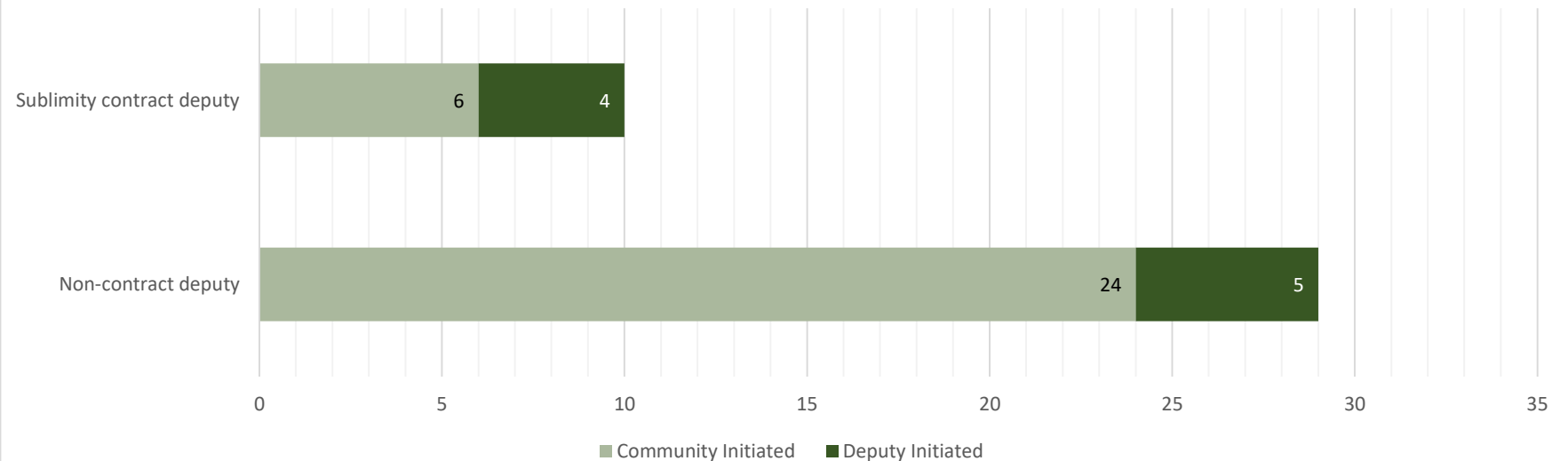
Calls for Service by Time of Day and Day of Week - July 2025

Time of Day	Sunday	Monday	Tuesday	Wednesday	Thursday	Friday	Saturday	Grand Total
12:00 AM	0	0	0	0	1	1	0	2
1:00 AM	0	1	0	0	0	0	0	1
2:00 AM	0	0	0	0	0	0	0	0
3:00 AM	0	1	0	0	1	0	0	2
4:00 AM	0	0	0	0	0	0	0	0
5:00 AM	0	1	0	0	0	0	0	1
6:00 AM	0	0	0	0	0	0	0	0
7:00 AM	0	0	0	0	1	0	0	1
8:00 AM	0	0	0	1	1	0	0	2
9:00 AM	0	0	1	1	2	0	1	5
10:00 AM	0	2	1	0	1	0	0	4
11:00 AM	0	0	0	0	0	1	0	1
12:00 PM	0	1	0	1	0	1	0	3
1:00 PM	0	0	0	0	0	0	0	0
2:00 PM	0	1	1	1	0	0	0	3
3:00 PM	0	0	2	0	1	0	0	3
4:00 PM	0	0	0	1	3	0	0	4
5:00 PM	1	0	1	0	0	0	0	2
6:00 PM	0	0	0	0	0	0	0	0
7:00 PM	0	0	0	1	0	1	0	2
8:00 PM	0	0	0	0	0	0	0	0
9:00 PM	0	0	0	0	0	0	0	0
10:00 PM	0	0	0	1	0	0	0	1
11:00 PM	0	1	0	0	0	1	0	2
Grand Total	1	8	6	7	11	5	1	39

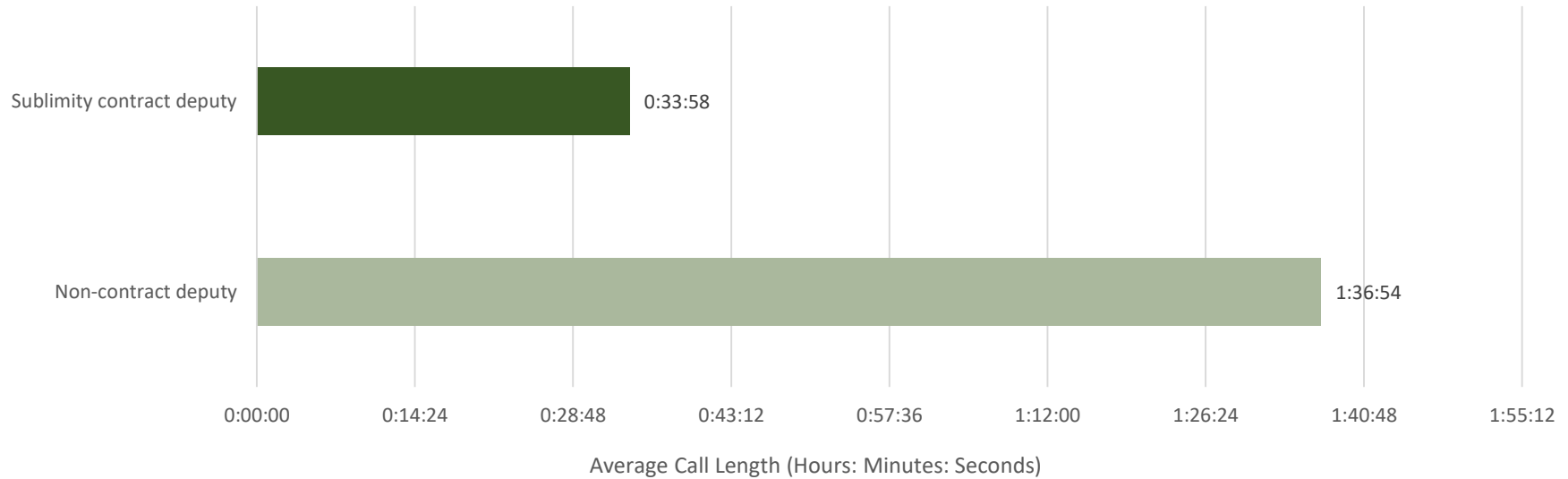
Average Dispatch to Arrival Time - July 2025 (excludes reactivated and deputy initiated calls for service)



Calls for Service by Call Source - July 2025



Average Call Length - July 2025 (excludes reactivated calls for service)



Total Time Spent on Calls - July 2025 (excludes reactivated calls for service)

