

Canvass Results Report

Official

Run Time 9:25 AM

Run Date 06/18/2020

Marion County, Oregon

May 19 2020 Primary Election

5/19/2020

Page 1

Official Results

Registered Voters
81070 of 208283 = 38.92%

Precincts Reporting
123 of 123 = 100.00%

President - Democratic Party - Vote for One

Precinct	Joseph R Biden	Bernie Sanders	Elizabeth Warren	Tulsi Gabbard	Cast Votes	Undervotes	Overvotes	Misc write-in votes	Absentee Voting Ballots Cast	Total Ballots Cast	Registered Voters	Turnout Percentage
310	407	165	78	8	658	10	0	15	683	683	1,119	61.04%
311	503	213	98	14	828	11	0	19	858	858	1,481	57.93%
312	459	189	93	17	758	14	0	11	783	783	1,155	67.79%
320	167	66	20	2	255	6	0	5	266	266	543	48.99%
321	193	98	31	3	325	4	0	7	336	336	675	49.78%
322	37	6	1	1	45	0	0	0	45	45	53	84.91%
323	550	184	103	10	847	7	0	6	860	860	1,309	65.70%
324	10	4	2	0	16	0	0	0	16	16	41	39.02%
325	295	109	38	7	449	7	0	14	470	470	935	50.27%
326	17	6	2	0	25	0	0	0	25	25	49	51.02%
330	441	125	61	12	639	13	0	13	665	665	987	67.38%
331	150	39	19	7	215	7	0	3	225	225	392	57.40%
332	108	47	12	1	168	3	0	5	176	176	465	37.85%
333	166	30	13	5	214	5	0	9	228	228	448	50.89%
334	26	5	0	0	31	1	0	1	33	33	61	54.10%
335	0	0	0	0	0	0	0	0	0	0	0	0.00%
336	0	0	0	0	0	0	0	0	0	0	1	0.00%
337	795	174	87	16	1,072	28	0	21	1,121	1,121	1,709	65.59%
340	361	103	65	5	534	13	0	13	560	560	924	60.61%
341	475	105	45	8	633	8	0	13	654	654	990	66.06%

Canvass Results Report

Official

Run Time 9:25 AM

Run Date 06/18/2020

Marion County, Oregon

May 19 2020 Primary Election

5/19/2020

Page 2

Official Results

Registered Voters
81070 of 208283 = 38.92%

Precincts Reporting
123 of 123 = 100.00%

President - Democratic Party - Vote for One

Precinct	Joseph R Biden	Bernie Sanders	Elizabeth Warren	Tulsi Gabbard	Cast Votes	Undervotes	Overvotes	Misc write-in votes	Absentee Voting Ballots Cast	Total Ballots Cast	Registered Voters	Turnout Percentage
342	0	0	0	0	0	0	0	0	0	0	0	0.00%
343	642	94	57	15	808	12	0	16	836	836	1,332	62.76%
344	783	180	66	16	1,045	9	0	18	1,072	1,072	1,750	61.26%
350	285	98	31	6	420	8	0	15	443	443	1,185	37.38%
351	74	32	11	0	117	1	0	5	123	123	292	42.12%
352	52	17	2	3	74	0	0	1	75	75	179	41.90%
353	227	48	17	5	297	7	0	8	312	312	604	51.66%
354	14	1	1	0	16	0	0	0	16	16	42	38.10%
355	8	1	1	0	10	0	0	0	10	10	28	35.71%
356	6	2	2	2	12	3	0	4	19	19	31	61.29%
357	195	90	18	6	309	8	1	13	331	331	801	41.32%
361	47	22	3	1	73	3	0	1	77	77	288	26.74%
362	162	60	24	4	250	2	0	4	256	256	459	55.77%
363	412	142	35	11	600	14	0	26	640	640	1,447	44.23%
364	246	63	26	8	343	8	0	10	361	361	790	45.70%
365	0	0	0	0	0	0	0	0	0	0	0	0.00%
370	552	130	82	4	768	9	0	7	784	784	1,047	74.88%
371	859	142	110	16	1,127	15	0	11	1,153	1,153	1,540	74.87%
372	229	78	25	5	337	3	0	4	344	344	510	67.45%
373	528	138	48	21	735	14	1	15	765	765	1,102	69.42%

Canvass Results Report

Official

Run Time 9:25 AM

Run Date 06/18/2020

Marion County, Oregon

May 19 2020 Primary Election

5/19/2020

Page 3

Official Results

Registered Voters

81070 of 208283 = 38.92%

Precincts Reporting

123 of 123 = 100.00%

President - Democratic Party - Vote for One

Precinct	Joseph R Biden	Bernie Sanders	Elizabeth Warren	Tulsi Gabbard	Cast Votes	Undervotes	Overvotes	Misc write-in votes	Absentee Voting Ballots Cast	Total Ballots Cast	Registered Voters	Turnout Percentage
374	264	82	27	9	382	4	0	5	391	391	670	58.36%
375	351	142	56	9	558	11	0	11	580	580	1,019	56.92%
376	0	0	0	0	0	0	0	0	0	0	0	0.00%
400	0	0	0	0	0	0	0	0	0	0	0	0.00%
401	448	76	35	6	565	18	0	15	598	598	1,050	56.95%
402	373	63	24	16	476	10	0	10	496	496	784	63.27%
403	473	99	26	16	614	20	0	17	651	651	1,127	57.76%
404	376	87	23	14	500	13	1	25	539	539	1,017	53.00%
405	298	53	30	8	389	3	0	9	401	401	700	57.29%
406	468	110	36	17	631	23	0	34	688	688	1,232	55.84%
407	358	140	36	15	549	9	0	19	577	577	1,280	45.08%
408	9	9	0	0	18	1	0	1	20	20	68	29.41%
505	36	3	3	2	44	3	0	0	47	47	73	64.38%
515	57	8	4	3	72	3	0	2	77	77	138	55.80%
525	107	33	16	2	158	4	0	3	165	165	266	62.03%
535	167	49	14	7	237	11	0	6	254	254	537	47.30%
545	79	23	10	2	114	3	0	6	123	123	318	38.68%
555	249	36	14	9	308	8	0	3	319	319	589	54.16%
577	48	5	0	4	57	4	0	2	63	63	118	53.39%
578	8	0	0	0	8	1	0	0	9	9	16	56.25%

Canvass Results Report

Official

Run Time 9:25 AM

Run Date 06/18/2020

Marion County, Oregon

May 19 2020 Primary Election

5/19/2020

Page 4

Official Results

Registered Voters
81070 of 208283 = 38.92%

Precincts Reporting
123 of 123 = 100.00%

President - Democratic Party - Vote for One

Precinct	Joseph R Biden	Bernie Sanders	Elizabeth Warren	Tulsi Gabbard	Cast Votes	Undervotes	Overvotes	Misc write-in votes	Absentee Voting Ballots Cast	Total Ballots Cast	Registered Voters	Turnout Percentage
579	27	5	2	0	34	5	0	0	39	39	51	76.47%
580	100	31	8	6	145	10	0	6	161	161	287	56.10%
581	334	57	19	12	422	16	0	20	458	458	925	49.51%
582	52	7	10	4	73	4	0	2	79	79	180	43.89%
583	84	15	7	1	107	8	0	9	124	124	249	49.80%
584	0	0	0	0	0	1	0	0	1	1	4	25.00%
586	44	16	6	3	69	2	0	1	72	72	139	51.80%
587	8	5	0	2	15	0	0	2	17	17	29	58.62%
588	7	1	0	1	9	0	0	2	11	11	47	23.40%
589	3	0	0	0	3	1	0	1	5	5	6	83.33%
590	51	13	10	0	74	6	0	1	81	81	148	54.73%
615	22	2	0	2	26	3	0	1	30	30	55	54.55%
625	397	111	30	12	550	13	0	2	565	565	930	60.75%
635	620	158	83	13	874	15	0	21	910	910	1,322	68.84%
645	247	26	19	7	299	10	0	19	328	328	523	62.72%
655	426	88	48	19	581	37	0	33	651	651	1,201	54.20%
674	113	16	6	7	142	6	0	12	160	160	265	60.38%
676	131	13	17	5	166	2	0	11	179	179	269	66.54%
677	42	9	2	3	56	2	0	0	58	58	97	59.79%
678	254	56	25	15	350	11	0	15	376	376	827	45.47%

Canvass Results Report

Official

Run Time 9:25 AM

Run Date 06/18/2020

Marion County, Oregon

May 19 2020 Primary Election

5/19/2020

Page 5

Official Results

Registered Voters
81070 of 208283 = 38.92%

Precincts Reporting
123 of 123 = 100.00%

President - Democratic Party - Vote for One

Precinct	Joseph R Biden	Bernie Sanders	Elizabeth Warren	Tulsi Gabbard	Cast Votes	Undervotes	Overvotes	Misc write-in votes	Absentee Voting Ballots Cast	Total Ballots Cast	Registered Voters	Turnout Percentage
679	102	19	4	4	129	3	0	9	141	141	224	62.95%
680	29	6	5	3	43	2	0	1	46	46	95	48.42%
681	172	51	15	9	247	5	0	12	264	264	384	68.75%
682	365	51	16	17	449	13	1	23	486	486	820	59.27%
683	25	4	3	1	33	0	0	2	35	35	70	50.00%
684	77	22	3	2	104	1	0	8	113	113	184	61.41%
686	16	0	0	0	16	1	0	0	17	17	32	53.13%
687	13	3	0	0	16	0	0	0	16	16	27	59.26%
688	33	7	1	0	41	3	0	2	46	46	83	55.42%
689	1	0	0	0	1	0	0	0	1	1	1	100.00%
690	299	109	29	13	450	9	0	18	477	477	1,125	42.40%
691	492	119	32	21	664	26	1	21	712	712	1,418	50.21%
692	7	2	0	0	9	0	0	0	9	9	10	90.00%
694	158	30	9	2	199	7	0	8	214	214	485	44.12%
696	358	82	17	7	464	19	0	12	495	495	946	52.33%
697	254	70	18	12	354	6	0	18	378	378	853	44.31%
698	130	19	12	5	166	4	0	6	176	176	300	58.67%
705	123	27	14	8	172	5	0	9	186	186	366	50.82%
715	151	54	16	10	231	7	0	10	248	248	526	47.15%
725	133	35	13	2	183	7	0	9	199	199	419	47.49%

Canvass Results Report

Official

Run Time 9:25 AM

Run Date 06/18/2020

Marion County, Oregon

May 19 2020 Primary Election

5/19/2020

Page 6

Official Results

Registered Voters

81070 of 208283 = 38.92%

Precincts Reporting

123 of 123 = 100.00%

President - Democratic Party - Vote for One

Precinct	Joseph R Biden	Bernie Sanders	Elizabeth Warren	Tulsi Gabbard	Cast Votes	Undervotes	Overvotes	Misc write-in votes	Absentee Voting Ballots Cast	Total Ballots Cast	Registered Voters	Turnout Percentage
779	135	33	22	4	194	2	0	6	202	202	315	64.13%
780	197	38	16	4	255	7	0	4	266	266	368	72.28%
781	116	18	10	4	148	2	0	2	152	152	211	72.04%
782	45	11	4	2	62	1	0	1	64	64	105	60.95%
783	73	9	7	2	91	2	0	0	93	93	152	61.18%
784	22	6	4	0	32	1	0	3	36	36	64	56.25%
786	25	8	2	1	36	4	0	0	40	40	77	51.95%
787	306	47	26	16	395	18	0	17	430	430	722	59.56%
788	248	30	20	9	307	6	1	10	324	324	570	56.84%
789	203	47	19	3	272	8	0	12	292	292	543	53.78%
790	15	4	3	0	22	4	0	1	27	27	72	37.50%
815	213	59	10	5	287	12	0	9	308	308	698	44.13%
825	128	59	17	3	207	6	0	3	216	216	512	42.19%
835	215	32	17	1	265	10	0	6	281	281	500	56.20%
845	539	59	18	8	624	19	0	19	662	662	1,002	66.07%
855	299	65	23	13	400	3	0	10	413	413	777	53.15%
865	105	45	7	4	161	1	0	3	165	165	454	36.34%
905	22	6	0	0	28	0	0	0	28	28	43	65.12%
915	34	2	1	0	37	0	0	4	41	41	82	50.00%
925	28	1	2	2	33	0	0	0	33	33	54	61.11%

Canvass Results Report

Official

Run Time 9:25 AM

Run Date 06/18/2020

Marion County, Oregon

May 19 2020 Primary Election

5/19/2020

Page 7

Official Results

Registered Voters

81070 of 208283 = 38.92%

Precincts Reporting

123 of 123 = 100.00%

President - Democratic Party - Vote for One

Precinct	Joseph R Biden	Bernie Sanders	Elizabeth Warren	Tulsi Gabbard	Cast Votes	Undervotes	Overvotes	Misc write-in votes	Absentee Voting Ballots Cast	Total Ballots Cast	Registered Voters	Turnout Percentage
935	2	0	0	0	2	0	0	1	3	3	8	37.50%
981	54	8	1	7	70	0	0	2	72	72	127	56.69%
982	0	0	0	0	0	0	0	0	0	0	0	0.00%
Totals	23,574	5,950	2,409	694	32,627	778	6	920	34,331	34,331	61,144	56.15%

Canvass Results Report

Official

Run Time 9:25 AM

Run Date 06/18/2020

Marion County, Oregon

May 19 2020 Primary Election

5/19/2020

Page 8

Official Results

Registered Voters

81070 of 208283 = 38.92%

Precincts Reporting

123 of 123 = 100.00%

President - Republican Party - Vote for One

Precinct	Donald J Trump	Cast Votes	Undervotes	Overvotes	Misc write-in votes	Absentee Voting Ballots Cast	Total Ballots Cast	Registered Voters	Turnout Percentage
310	193	193	29	0	22	244	244	455	53.63%
311	330	330	36	0	37	403	403	818	49.27%
312	203	203	27	0	26	256	256	448	57.14%
320	106	106	18	0	8	132	132	270	48.89%
321	89	89	14	0	15	118	118	256	46.09%
322	8	8	0	0	0	8	8	19	42.11%
323	227	227	31	0	27	285	285	520	54.81%
324	12	12	0	0	0	12	12	28	42.86%
325	272	272	21	0	25	318	318	628	50.64%
326	9	9	0	0	0	9	9	17	52.94%
330	388	388	55	0	25	468	468	801	58.43%
331	155	155	19	0	13	187	187	326	57.36%
332	95	95	3	0	6	104	104	262	39.69%
333	208	208	11	0	9	228	228	378	60.32%
334	37	37	4	0	3	44	44	81	54.32%
335	0	0	0	0	0	0	0	0	0.00%
336	2	2	0	0	0	2	2	4	50.00%
337	685	685	73	0	56	814	814	1,329	61.25%
340	458	458	53	0	42	553	553	1,047	52.82%
341	479	479	50	0	40	569	569	1,003	56.73%

Canvass Results Report

Official

Run Time 9:25 AM

Run Date 06/18/2020

Marion County, Oregon

May 19 2020 Primary Election

5/19/2020

Page 9

Official Results

Registered Voters

81070 of 208283 = 38.92%

Precincts Reporting

123 of 123 = 100.00%

President - Republican Party - Vote for One

Precinct	Donald J Trump	Cast Votes	Undervotes	Overvotes	Misc write-in votes	Absentee Voting Ballots Cast	Total Ballots Cast	Registered Voters	Turnout Percentage
342	2	2	0	0	0	2	2	5	40.00%
343	639	639	63	0	47	749	749	1,332	56.23%
344	705	705	64	0	61	830	830	1,517	54.71%
350	219	219	18	0	19	256	256	604	42.38%
351	82	82	3	0	7	92	92	199	46.23%
352	58	58	3	0	5	66	66	132	50.00%
353	245	245	15	0	12	272	272	480	56.67%
354	26	26	1	0	1	28	28	50	56.00%
355	9	9	1	0	0	10	10	22	45.45%
356	5	5	0	0	0	5	5	20	25.00%
357	238	238	9	0	12	259	259	485	53.40%
361	35	35	4	0	4	43	43	140	30.71%
362	101	101	10	0	6	117	117	228	51.32%
363	448	448	32	0	34	514	514	986	52.13%
364	297	297	19	0	9	325	325	572	56.82%
365	0	0	0	0	0	0	0	0	0.00%
370	179	179	50	0	42	271	271	441	61.45%
371	549	549	117	0	89	755	755	1,246	60.59%
372	134	134	27	0	12	173	173	295	58.64%
373	500	500	74	0	50	624	624	960	65.00%

Canvass Results Report

Official

Run Time 9:25 AM

Run Date 06/18/2020

Marion County, Oregon

May 19 2020 Primary Election

5/19/2020

Page 10

Official Results

Registered Voters

81070 of 208283 = 38.92%

Precincts Reporting

123 of 123 = 100.00%

President - Republican Party - Vote for One

Precinct	Donald J Trump	Cast Votes	Undervotes	Overvotes	Misc write-in votes	Absentee Voting Ballots Cast	Total Ballots Cast	Registered Voters	Turnout Percentage
374	281	281	39	1	15	336	336	568	59.15%
375	350	350	43	0	41	434	434	772	56.22%
376	0	0	0	0	0	0	0	0	0.00%
400	0	0	0	0	0	0	0	0	0.00%
401	732	732	66	0	41	839	839	1,376	60.97%
402	566	566	66	0	42	674	674	999	67.47%
403	705	705	69	0	42	816	816	1,374	59.39%
404	499	499	57	0	23	579	579	1,039	55.73%
405	401	401	33	0	39	473	473	798	59.27%
406	637	637	52	0	42	731	731	1,222	59.82%
407	483	483	41	0	28	552	552	1,076	51.30%
408	13	13	0	0	0	13	13	34	38.24%
505	49	49	2	0	5	56	56	118	47.46%
515	85	85	2	0	6	93	93	209	44.50%
525	137	137	13	0	7	157	157	284	55.28%
535	230	230	19	0	6	255	255	501	50.90%
545	78	78	7	0	7	92	92	186	49.46%
555	345	345	17	0	23	385	385	690	55.80%
577	175	175	13	0	5	193	193	284	67.96%
578	7	7	1	0	0	8	8	20	40.00%

Canvass Results Report

Official

Run Time 9:25 AM

Run Date 06/18/2020

Marion County, Oregon

May 19 2020 Primary Election

5/19/2020

Page 11

Official Results

Registered Voters

81070 of 208283 = 38.92%

Precincts Reporting

123 of 123 = 100.00%

President - Republican Party - Vote for One

Precinct	Donald J Trump	Cast Votes	Undervotes	Overvotes	Misc write-in votes	Absentee Voting Ballots Cast	Total Ballots Cast	Registered Voters	Turnout Percentage
579	58	58	2	0	0	60	60	93	64.52%
580	337	337	32	1	18	388	388	645	60.16%
581	684	684	39	0	17	740	740	1,374	53.86%
582	173	173	10	0	1	184	184	344	53.49%
583	327	327	25	0	6	358	358	553	64.74%
584	6	6	2	0	0	8	8	13	61.54%
586	172	172	8	0	5	185	185	286	64.69%
587	41	41	6	0	0	47	47	73	64.38%
588	15	15	3	0	1	19	19	36	52.78%
589	17	17	1	0	0	18	18	25	72.00%
590	236	236	15	0	12	263	263	436	60.32%
615	56	56	4	0	0	60	60	95	63.16%
625	374	374	41	1	30	446	446	862	51.74%
635	590	590	66	0	59	715	715	1,253	57.06%
645	539	539	44	0	20	603	603	937	64.35%
655	1,027	1,027	94	0	54	1,175	1,175	1,861	63.14%
674	347	347	15	0	11	373	373	564	66.13%
676	319	319	22	0	7	348	348	603	57.71%
677	85	85	4	0	3	92	92	146	63.01%
678	350	350	20	0	24	394	394	687	57.35%

Canvass Results Report

Official

Run Time 9:25 AM

Run Date 06/18/2020

Marion County, Oregon

May 19 2020 Primary Election

5/19/2020

Page 12

Official Results

Registered Voters

81070 of 208283 = 38.92%

Precincts Reporting

123 of 123 = 100.00%

President - Republican Party - Vote for One

Precinct	Donald J Trump	Cast Votes	Undervotes	Overvotes	Misc write-in votes	Absentee Voting Ballots Cast	Total Ballots Cast	Registered Voters	Turnout Percentage
679	370	370	33	0	11	414	414	626	66.13%
680	128	128	13	0	10	151	151	253	59.68%
681	302	302	18	0	13	333	333	557	59.78%
682	729	729	64	0	33	826	826	1,304	63.34%
683	113	113	15	0	3	131	131	176	74.43%
684	177	177	14	0	15	206	206	354	58.19%
686	54	54	2	0	1	57	57	102	55.88%
687	27	27	4	0	4	35	35	63	55.56%
688	65	65	5	0	2	72	72	140	51.43%
689	2	2	0	0	0	2	2	6	33.33%
690	368	368	38	0	21	427	427	796	53.64%
691	709	709	61	0	49	819	819	1,337	61.26%
692	18	18	0	0	0	18	18	27	66.67%
694	197	197	10	0	9	216	216	386	55.96%
696	353	353	26	0	19	398	398	677	58.79%
697	307	307	21	0	12	340	340	650	52.31%
698	274	274	21	0	11	306	306	512	59.77%
705	347	347	43	0	11	401	401	711	56.40%
715	406	406	22	0	8	436	436	884	49.32%
725	305	305	20	0	14	339	339	683	49.63%

Canvass Results Report

Official

Run Time 9:25 AM

Run Date 06/18/2020

Marion County, Oregon

May 19 2020 Primary Election

5/19/2020

Page 13

Official Results

Registered Voters

81070 of 208283 = 38.92%

Precincts Reporting

123 of 123 = 100.00%

President - Republican Party - Vote for One

Precinct	Donald J Trump	Cast Votes	Undervotes	Overvotes	Misc write-in votes	Absentee Voting Ballots Cast	Total Ballots Cast	Registered Voters	Turnout Percentage
779	204	204	25	0	18	247	247	430	57.44%
780	241	241	27	0	20	288	288	467	61.67%
781	135	135	12	0	16	163	163	266	61.28%
782	96	96	5	0	7	108	108	172	62.79%
783	143	143	11	0	12	166	166	295	56.27%
784	31	31	10	0	2	43	43	82	52.44%
786	98	98	2	0	2	102	102	180	56.67%
787	653	653	47	0	34	734	734	1,281	57.30%
788	493	493	34	0	21	548	548	948	57.81%
789	511	511	33	0	11	555	555	1,028	53.99%
790	70	70	5	0	3	78	78	135	57.78%
815	223	223	19	0	14	256	256	457	56.02%
825	105	105	9	0	4	118	118	245	48.16%
835	215	215	23	0	17	255	255	388	65.72%
845	444	444	36	0	30	510	510	808	63.12%
855	258	258	18	0	13	289	289	468	61.75%
865	113	113	7	0	9	129	129	242	53.31%
905	33	33	3	0	2	38	38	61	62.30%
915	54	54	6	0	2	62	62	105	59.05%
925	29	29	2	0	2	33	33	63	52.38%

Canvass Results Report

Official

Run Time 9:25 AM

Run Date 06/18/2020

Marion County, Oregon

May 19 2020 Primary Election

5/19/2020

Page 14

Official Results

Registered Voters

81070 of 208283 = 38.92%

Precincts Reporting

123 of 123 = 100.00%

President - Republican Party - Vote for One

Precinct	Donald J Trump	Cast Votes	Undervotes	Overvotes	Misc write-in votes	Absentee Voting Ballots Cast	Total Ballots Cast	Registered Voters	Turnout Percentage
935	11	11	0	0	2	13	13	20	65.00%
981	82	82	3	0	4	89	89	133	66.92%
982	0	0	0	0	0	0	0	0	0.00%
Totals	29,446	29,446	2,714	3	1,895	34,058	34,058	59,358	57.38%

Canvass Results Report

Official

Run Time 9:25 AM

Run Date 06/18/2020

Marion County, Oregon

May 19 2020 Primary Election

5/19/2020

Page 15

Official Results

Registered Voters

81070 of 208283 = 38.92%

Precincts Reporting

123 of 123 = 100.00%

US Senator - Democratic Party - Vote for One

Precinct	Jeff Merkley	Cast Votes	Undervotes	Overvotes	Misc write-in votes	Absentee Voting Ballots Cast	Total Ballots Cast	Registered Voters	Turnout Percentage
310	628	628	51	0	4	683	683	1,119	61.04%
311	777	777	72	0	9	858	858	1,481	57.93%
312	693	693	83	0	7	783	783	1,155	67.79%
320	227	227	37	0	2	266	266	543	48.99%
321	307	307	24	0	5	336	336	675	49.78%
322	38	38	7	0	0	45	45	53	84.91%
323	785	785	72	0	3	860	860	1,309	65.70%
324	14	14	2	0	0	16	16	41	39.02%
325	418	418	42	0	10	470	470	935	50.27%
326	24	24	1	0	0	25	25	49	51.02%
330	588	588	69	0	8	665	665	987	67.38%
331	198	198	24	0	3	225	225	392	57.40%
332	164	164	10	0	2	176	176	465	37.85%
333	207	207	15	0	6	228	228	448	50.89%
334	30	30	2	0	1	33	33	61	54.10%
335	0	0	0	0	0	0	0	0	0.00%
336	0	0	0	0	0	0	0	1	0.00%
337	1,006	1,006	103	0	12	1,121	1,121	1,709	65.59%
340	512	512	41	0	7	560	560	924	60.61%
341	609	609	42	0	3	654	654	990	66.06%

Canvass Results Report

Official

Run Time 9:25 AM

Run Date 06/18/2020

Marion County, Oregon

May 19 2020 Primary Election

5/19/2020

Page 16

Official Results

Registered Voters

81070 of 208283 = 38.92%

Precincts Reporting

123 of 123 = 100.00%

US Senator - Democratic Party - Vote for One

Precinct	Jeff Merkley	Cast Votes	Undervotes	Overvotes	Misc write-in votes	Absentee Voting Ballots Cast	Total Ballots Cast	Registered Voters	Turnout Percentage
342	0	0	0	0	0	0	0	0	0.00%
343	758	758	65	0	13	836	836	1,332	62.76%
344	989	989	73	0	10	1,072	1,072	1,750	61.26%
350	403	403	31	0	9	443	443	1,185	37.38%
351	112	112	9	0	2	123	123	292	42.12%
352	66	66	9	0	0	75	75	179	41.90%
353	277	277	31	0	4	312	312	604	51.66%
354	16	16	0	0	0	16	16	42	38.10%
355	9	9	1	0	0	10	10	28	35.71%
356	11	11	3	0	5	19	19	31	61.29%
357	296	296	33	0	2	331	331	801	41.32%
361	67	67	9	0	1	77	77	288	26.74%
362	231	231	20	0	5	256	256	459	55.77%
363	560	560	66	0	14	640	640	1,447	44.23%
364	310	310	42	0	9	361	361	790	45.70%
365	0	0	0	0	0	0	0	0	0.00%
370	723	723	50	0	11	784	784	1,047	74.88%
371	1,026	1,026	120	0	7	1,153	1,153	1,540	74.87%
372	305	305	36	0	3	344	344	510	67.45%
373	678	678	74	0	13	765	765	1,102	69.42%

Canvass Results Report

Official

Run Time 9:25 AM

Run Date 06/18/2020

Marion County, Oregon

May 19 2020 Primary Election

5/19/2020

Page 17

Official Results

Registered Voters

81070 of 208283 = 38.92%

Precincts Reporting

123 of 123 = 100.00%

US Senator - Democratic Party - Vote for One

Precinct	Jeff Merkley	Cast Votes	Undervotes	Overvotes	Misc write-in votes	Absentee Voting Ballots Cast	Total Ballots Cast	Registered Voters	Turnout Percentage
374	345	345	39	0	7	391	391	670	58.36%
375	534	534	36	0	10	580	580	1,019	56.92%
376	0	0	0	0	0	0	0	0	0.00%
400	0	0	0	0	0	0	0	0	0.00%
401	529	529	61	0	8	598	598	1,050	56.95%
402	433	433	56	0	7	496	496	784	63.27%
403	578	578	64	0	9	651	651	1,127	57.76%
404	473	473	52	0	14	539	539	1,017	53.00%
405	350	350	45	0	6	401	401	700	57.29%
406	599	599	83	0	6	688	688	1,232	55.84%
407	522	522	45	0	10	577	577	1,280	45.08%
408	15	15	5	0	0	20	20	68	29.41%
505	39	39	7	0	1	47	47	73	64.38%
515	66	66	8	0	3	77	77	138	55.80%
525	144	144	20	0	1	165	165	266	62.03%
535	215	215	33	0	6	254	254	537	47.30%
545	101	101	16	0	6	123	123	318	38.68%
555	286	286	31	0	2	319	319	589	54.16%
577	52	52	8	0	3	63	63	118	53.39%
578	7	7	2	0	0	9	9	16	56.25%

Canvass Results Report

Official

Run Time 9:25 AM

Run Date 06/18/2020

Marion County, Oregon

May 19 2020 Primary Election

5/19/2020

Page 18

Official Results

Registered Voters

81070 of 208283 = 38.92%

Precincts Reporting

123 of 123 = 100.00%

US Senator - Democratic Party - Vote for One

Precinct	Jeff Merkley	Cast Votes	Undervotes	Overvotes	Misc write-in votes	Absentee Voting Ballots Cast	Total Ballots Cast	Registered Voters	Turnout Percentage
579	35	35	4	0	0	39	39	51	76.47%
580	134	134	23	0	4	161	161	287	56.10%
581	393	393	56	0	9	458	458	925	49.51%
582	69	69	10	0	0	79	79	180	43.89%
583	102	102	17	0	5	124	124	249	49.80%
584	1	1	0	0	0	1	1	4	25.00%
586	63	63	9	0	0	72	72	139	51.80%
587	11	11	6	0	0	17	17	29	58.62%
588	11	11	0	0	0	11	11	47	23.40%
589	2	2	2	0	1	5	5	6	83.33%
590	72	72	9	0	0	81	81	148	54.73%
615	24	24	6	0	0	30	30	55	54.55%
625	506	506	56	0	3	565	565	930	60.75%
635	823	823	76	0	11	910	910	1,322	68.84%
645	273	273	45	0	10	328	328	523	62.72%
655	543	543	93	0	15	651	651	1,201	54.20%
674	131	131	21	0	8	160	160	265	60.38%
676	152	152	19	0	8	179	179	269	66.54%
677	49	49	8	0	1	58	58	97	59.79%
678	322	322	47	0	7	376	376	827	45.47%

Canvass Results Report

Official

Run Time 9:25 AM

Run Date 06/18/2020

Marion County, Oregon

May 19 2020 Primary Election

5/19/2020

Page 19

Official Results

Registered Voters
81070 of 208283 = 38.92%

Precincts Reporting
123 of 123 = 100.00%

US Senator - Democratic Party - Vote for One

Precinct	Jeff Merkley	Cast Votes	Undervotes	Overvotes	Misc write-in votes	Absentee Voting Ballots Cast	Total Ballots Cast	Registered Voters	Turnout Percentage
679	120	120	16	0	5	141	141	224	62.95%
680	41	41	5	0	0	46	46	95	48.42%
681	234	234	26	0	4	264	264	384	68.75%
682	422	422	52	0	12	486	486	820	59.27%
683	32	32	3	0	0	35	35	70	50.00%
684	92	92	15	0	6	113	113	184	61.41%
686	12	12	5	0	0	17	17	32	53.13%
687	15	15	1	0	0	16	16	27	59.26%
688	38	38	6	0	2	46	46	83	55.42%
689	1	1	0	0	0	1	1	1	100.00%
690	425	425	40	0	12	477	477	1,125	42.40%
691	632	632	68	0	12	712	712	1,418	50.21%
692	8	8	1	0	0	9	9	10	90.00%
694	188	188	21	0	5	214	214	485	44.12%
696	431	431	53	0	11	495	495	946	52.33%
697	325	325	44	0	9	378	378	853	44.31%
698	148	148	26	0	2	176	176	300	58.67%
705	161	161	20	0	5	186	186	366	50.82%
715	221	221	20	0	7	248	248	526	47.15%
725	179	179	18	0	2	199	199	419	47.49%

Canvass Results Report

Official

Run Time 9:25 AM

Run Date 06/18/2020

Marion County, Oregon

May 19 2020 Primary Election

5/19/2020

Page 20

Official Results

Registered Voters

81070 of 208283 = 38.92%

Precincts Reporting

123 of 123 = 100.00%

US Senator - Democratic Party - Vote for One

Precinct	Jeff Merkley	Cast Votes	Undervotes	Overvotes	Misc write-in votes	Absentee Voting Ballots Cast	Total Ballots Cast	Registered Voters	Turnout Percentage
779	189	189	10	0	3	202	202	315	64.13%
780	241	241	20	0	5	266	266	368	72.28%
781	133	133	19	0	0	152	152	211	72.04%
782	56	56	7	0	1	64	64	105	60.95%
783	80	80	12	0	1	93	93	152	61.18%
784	35	35	1	0	0	36	36	64	56.25%
786	35	35	4	0	1	40	40	77	51.95%
787	364	364	54	0	12	430	430	722	59.56%
788	294	294	24	0	6	324	324	570	56.84%
789	241	241	45	0	6	292	292	543	53.78%
790	18	18	8	0	1	27	27	72	37.50%
815	272	272	31	0	5	308	308	698	44.13%
825	199	199	14	0	3	216	216	512	42.19%
835	253	253	25	0	3	281	281	500	56.20%
845	611	611	46	0	5	662	662	1,002	66.07%
855	353	353	51	0	9	413	413	777	53.15%
865	155	155	9	0	1	165	165	454	36.34%
905	26	26	2	0	0	28	28	43	65.12%
915	37	37	3	0	1	41	41	82	50.00%
925	30	30	3	0	0	33	33	54	61.11%

Canvass Results Report

Official

Run Time 9:25 AM

Run Date 06/18/2020

Marion County, Oregon

May 19 2020 Primary Election

5/19/2020

Page 21

Official Results

Registered Voters

81070 of 208283 = 38.92%

Precincts Reporting

123 of 123 = 100.00%

US Senator - Democratic Party - Vote for One

Precinct	Jeff Merkley	Cast Votes	Undervotes	Overvotes	Misc write-in votes	Absentee Voting Ballots Cast	Total Ballots Cast	Registered Voters	Turnout Percentage
935	1	1	1	0	1	3	3	8	37.50%
981	60	60	7	0	5	72	72	127	56.69%
982	0	0	0	0	0	0	0	0	0.00%
Totals	30,474	30,474	3,323	0	534	34,331	34,331	61,144	56.15%

Canvass Results Report

Official

Run Time 9:25 AM

Run Date 06/18/2020

Marion County, Oregon

May 19 2020 Primary Election

5/19/2020

Page 22

Official Results

Registered Voters

81070 of 208283 = 38.92%

Precincts Reporting

123 of 123 = 100.00%

US Senator - Republican Party - Vote for One

Precinct	Paul J Romero Jr	Robert Schwartz	Jo Rae Perkins	John Verbeek	Cast Votes	Undervotes	Overvotes	Misc write-in votes	Absentee Voting Ballots Cast	Total Ballots Cast	Registered Voters	Turnout Percentage
310	67	21	99	15	202	35	0	7	244	244	455	53.63%
311	107	46	171	30	354	43	1	5	403	403	818	49.27%
312	65	27	108	27	227	21	0	8	256	256	448	57.14%
320	32	15	60	8	115	16	0	1	132	132	270	48.89%
321	36	17	45	8	106	8	0	4	118	118	256	46.09%
322	4	2	1	1	8	0	0	0	8	8	19	42.11%
323	61	25	126	25	237	38	0	10	285	285	520	54.81%
324	9	1	1	1	12	0	0	0	12	12	28	42.86%
325	67	40	147	32	286	29	0	3	318	318	628	50.64%
326	3	0	4	2	9	0	0	0	9	9	17	52.94%
330	110	40	244	21	415	42	1	10	468	468	801	58.43%
331	49	16	90	17	172	10	0	5	187	187	326	57.36%
332	35	14	36	11	96	7	0	1	104	104	262	39.69%
333	64	23	102	21	210	17	0	1	228	228	378	60.32%
334	8	8	15	5	36	7	0	1	44	44	81	54.32%
335	0	0	0	0	0	0	0	0	0	0	0	0.00%
336	2	0	0	0	2	0	0	0	2	2	4	50.00%
337	199	67	392	56	714	87	0	13	814	814	1,329	61.25%
340	129	32	295	35	491	58	0	4	553	553	1,047	52.82%
341	113	67	301	33	514	50	0	5	569	569	1,003	56.73%

Canvass Results Report

Official

Run Time 9:25 AM

Run Date 06/18/2020

Marion County, Oregon

May 19 2020 Primary Election

5/19/2020

Page 23

Official Results

Registered Voters

81070 of 208283 = 38.92%

Precincts Reporting

123 of 123 = 100.00%

US Senator - Republican Party - Vote for One

Precinct	Paul J Romero Jr	Robert Schwartz	Jo Rae Perkins	John Verbeek	Cast Votes	Undervotes	Overvotes	Misc write-in votes	Absentee Voting Ballots Cast	Total Ballots Cast	Registered Voters	Turnout Percentage
342	0	0	2	0	2	0	0	0	2	2	5	40.00%
343	185	56	367	51	659	78	0	12	749	749	1,332	56.23%
344	211	91	377	61	740	73	1	16	830	830	1,517	54.71%
350	73	33	97	22	225	29	0	2	256	256	604	42.38%
351	29	7	37	13	86	5	0	1	92	92	199	46.23%
352	20	8	23	4	55	9	0	2	66	66	132	50.00%
353	65	45	109	29	248	20	1	3	272	272	480	56.67%
354	7	1	13	5	26	2	0	0	28	28	50	56.00%
355	3	2	4	1	10	0	0	0	10	10	22	45.45%
356	5	0	0	0	5	0	0	0	5	5	20	25.00%
357	68	23	124	18	233	23	0	3	259	259	485	53.40%
361	14	5	15	5	39	4	0	0	43	43	140	30.71%
362	35	12	47	12	106	9	0	2	117	117	228	51.32%
363	121	80	203	51	455	55	0	4	514	514	986	52.13%
364	82	44	143	31	300	24	0	1	325	325	572	56.82%
365	0	0	0	0	0	0	0	0	0	0	0	0.00%
370	65	13	125	11	214	48	0	9	271	271	441	61.45%
371	169	61	320	40	590	152	0	13	755	755	1,246	60.59%
372	48	14	79	14	155	16	0	2	173	173	295	58.64%
373	149	67	284	32	532	78	0	14	624	624	960	65.00%

Canvass Results Report

Official

Run Time 9:25 AM

Run Date 06/18/2020

Marion County, Oregon

May 19 2020 Primary Election

5/19/2020

Page 24

Official Results

Registered Voters

81070 of 208283 = 38.92%

Precincts Reporting

123 of 123 = 100.00%

US Senator - Republican Party - Vote for One

Precinct	Paul J Romero Jr	Robert Schwartz	Jo Rae Perkins	John Verbeek	Cast Votes	Undervotes	Overvotes	Misc write-in votes	Absentee Voting Ballots Cast	Total Ballots Cast	Registered Voters	Turnout Percentage
374	83	40	156	27	306	28	0	2	336	336	568	59.15%
375	132	50	174	29	385	40	0	9	434	434	772	56.22%
376	0	0	0	0	0	0	0	0	0	0	0	0.00%
400	0	0	0	0	0	0	0	0	0	0	0	0.00%
401	195	74	385	66	720	111	0	8	839	839	1,376	60.97%
402	155	51	313	54	573	96	0	5	674	674	999	67.47%
403	191	67	418	57	733	80	0	3	816	816	1,374	59.39%
404	157	66	242	40	505	71	0	3	579	579	1,039	55.73%
405	110	53	225	29	417	46	0	10	473	473	798	59.27%
406	153	75	358	55	641	83	0	7	731	731	1,222	59.82%
407	132	66	238	46	482	61	0	9	552	552	1,076	51.30%
408	5	2	2	2	11	2	0	0	13	13	34	38.24%
505	14	6	21	5	46	10	0	0	56	56	118	47.46%
515	35	7	38	7	87	5	1	0	93	93	209	44.50%
525	40	16	78	14	148	9	0	0	157	157	284	55.28%
535	59	24	113	26	222	33	0	0	255	255	501	50.90%
545	27	11	39	9	86	4	0	2	92	92	186	49.46%
555	81	53	171	39	344	34	0	7	385	385	690	55.80%
577	51	21	88	14	174	18	0	1	193	193	284	67.96%
578	2	0	3	2	7	1	0	0	8	8	20	40.00%

Canvass Results Report

Official

Run Time 9:25 AM

Run Date 06/18/2020

Marion County, Oregon

May 19 2020 Primary Election

5/19/2020

Page 25

Official Results

Registered Voters

81070 of 208283 = 38.92%

Precincts Reporting

123 of 123 = 100.00%

US Senator - Republican Party - Vote for One

Precinct	Paul J Romero Jr	Robert Schwartz	Jo Rae Perkins	John Verbeek	Cast Votes	Undervotes	Overvotes	Misc write-in votes	Absentee Voting Ballots Cast	Total Ballots Cast	Registered Voters	Turnout Percentage
579	18	6	27	2	53	7	0	0	60	60	93	64.52%
580	79	34	173	38	324	63	0	1	388	388	645	60.16%
581	183	93	328	62	666	71	0	3	740	740	1,374	53.86%
582	40	16	90	19	165	19	0	0	184	184	344	53.49%
583	92	31	178	33	334	22	0	2	358	358	553	64.74%
584	5	3	0	0	8	0	0	0	8	8	13	61.54%
586	46	20	89	11	166	18	0	1	185	185	286	64.69%
587	5	3	33	4	45	2	0	0	47	47	73	64.38%
588	7	1	8	1	17	1	0	1	19	19	36	52.78%
589	4	0	8	3	15	3	0	0	18	18	25	72.00%
590	56	30	133	20	239	22	1	1	263	263	436	60.32%
615	16	9	27	6	58	2	0	0	60	60	95	63.16%
625	94	58	210	38	400	41	0	5	446	446	862	51.74%
635	151	61	369	51	632	69	0	14	715	715	1,253	57.06%
645	156	82	271	36	545	56	0	2	603	603	937	64.35%
655	269	128	523	100	1,020	142	1	12	1,175	1,175	1,861	63.14%
674	103	48	162	25	338	35	0	0	373	373	564	66.13%
676	94	29	173	31	327	19	0	2	348	348	603	57.71%
677	20	8	45	8	81	11	0	0	92	92	146	63.01%
678	100	47	176	30	353	34	0	7	394	394	687	57.35%

Canvass Results Report

Official

Run Time 9:25 AM

Run Date 06/18/2020

Marion County, Oregon

May 19 2020 Primary Election

5/19/2020

Page 26

Official Results

Registered Voters

81070 of 208283 = 38.92%

Precincts Reporting

123 of 123 = 100.00%

US Senator - Republican Party - Vote for One

Precinct	Paul J Romero Jr	Robert Schwartz	Jo Rae Perkins	John Verbeek	Cast Votes	Undervotes	Overvotes	Misc write-in votes	Absentee Voting Ballots Cast	Total Ballots Cast	Registered Voters	Turnout Percentage
679	101	40	199	30	370	41	0	3	414	414	626	66.13%
680	30	13	76	16	135	16	0	0	151	151	253	59.68%
681	57	45	168	30	300	32	0	1	333	333	557	59.78%
682	187	76	398	43	704	113	0	9	826	826	1,304	63.34%
683	22	10	72	7	111	20	0	0	131	131	176	74.43%
684	60	19	88	12	179	27	0	0	206	206	354	58.19%
686	11	12	30	2	55	2	0	0	57	57	102	55.88%
687	11	0	13	5	29	5	0	1	35	35	63	55.56%
688	16	9	25	4	54	17	0	1	72	72	140	51.43%
689	0	0	1	1	2	0	0	0	2	2	6	33.33%
690	116	59	175	46	396	28	1	2	427	427	796	53.64%
691	179	93	382	72	726	76	0	17	819	819	1,337	61.26%
692	6	3	8	0	17	1	0	0	18	18	27	66.67%
694	45	27	109	12	193	18	0	5	216	216	386	55.96%
696	98	53	177	35	363	28	0	7	398	398	677	58.79%
697	94	43	151	26	314	23	0	3	340	340	650	52.31%
698	73	20	163	20	276	28	1	1	306	306	512	59.77%
705	106	37	184	32	359	40	0	2	401	401	711	56.40%
715	118	56	202	27	403	32	0	1	436	436	884	49.32%
725	92	39	162	21	314	23	0	2	339	339	683	49.63%

Canvass Results Report

Official

Run Time 9:25 AM

Run Date 06/18/2020

Marion County, Oregon

May 19 2020 Primary Election

5/19/2020

Page 27

Official Results

Registered Voters
81070 of 208283 = 38.92%

Precincts Reporting
123 of 123 = 100.00%

US Senator - Republican Party - Vote for One

Precinct	Paul J Romero Jr	Robert Schwartz	Jo Rae Perkins	John Verbeek	Cast Votes	Undervotes	Overvotes	Misc write-in votes	Absentee Voting Ballots Cast	Total Ballots Cast	Registered Voters	Turnout Percentage
779	35	19	138	22	214	31	0	2	247	247	430	57.44%
780	78	14	140	15	247	36	0	5	288	288	467	61.67%
781	36	14	76	19	145	12	0	6	163	163	266	61.28%
782	31	10	46	5	92	16	0	0	108	108	172	62.79%
783	41	15	84	12	152	12	0	2	166	166	295	56.27%
784	13	3	23	0	39	4	0	0	43	43	82	52.44%
786	41	10	38	7	96	5	0	1	102	102	180	56.67%
787	179	89	318	63	649	78	0	7	734	734	1,281	57.30%
788	125	56	285	38	504	44	0	0	548	548	948	57.81%
789	131	63	260	51	505	49	0	1	555	555	1,028	53.99%
790	18	6	40	5	69	9	0	0	78	78	135	57.78%
815	68	28	115	21	232	23	0	1	256	256	457	56.02%
825	37	7	57	9	110	7	0	1	118	118	245	48.16%
835	60	20	128	27	235	19	0	1	255	255	388	65.72%
845	115	72	215	61	463	39	0	8	510	510	808	63.12%
855	60	32	138	38	268	20	0	1	289	289	468	61.75%
865	23	16	68	8	115	12	0	2	129	129	242	53.31%
905	16	8	9	1	34	4	0	0	38	38	61	62.30%
915	29	8	21	1	59	3	0	0	62	62	105	59.05%
925	11	4	7	3	25	7	0	1	33	33	63	52.38%

Canvass Results Report

Official

Run Time 9:25 AM

Run Date 06/18/2020

Marion County, Oregon

May 19 2020 Primary Election

5/19/2020

Page 28

Official Results

Registered Voters

81070 of 208283 = 38.92%

Precincts Reporting

123 of 123 = 100.00%

US Senator - Republican Party - Vote for One

Precinct	Paul J Romero Jr	Robert Schwartz	Jo Rae Perkins	John Verbeek	Cast Votes	Undervotes	Overvotes	Misc write-in votes	Absentee Voting Ballots Cast	Total Ballots Cast	Registered Voters	Turnout Percentage
935	4	2	3	1	10	1	0	2	13	13	20	65.00%
981	13	13	46	2	74	14	0	1	89	89	133	66.92%
982	0	0	0	0	0	0	0	0	0	0	0	0.00%
Totals	8,255	3,575	15,729	2,637	30,196	3,477	9	376	34,058	34,058	59,358	57.38%

Canvass Results Report

Official

Run Time 9:25 AM

Run Date 06/18/2020

Marion County, Oregon

May 19 2020 Primary Election

5/19/2020

Page 29

Official Results

Registered Voters

81070 of 208283 = 38.92%

Precincts Reporting

123 of 123 = 100.00%

US Representative, 5th District - Democratic Party - Vote for One

Precinct	Blair G Reynolds	Kurt Schrader	Mark F Gamba	Cast Votes	Undervotes	Overvotes	Misc write-in votes	Absentee Voting Ballots Cast	Total Ballots Cast	Registered Voters	Turnout Percentage
310	52	407	181	640	39	0	4	683	683	1,119	61.04%
311	95	506	208	809	45	0	4	858	858	1,481	57.93%
312	42	472	223	737	41	0	5	783	783	1,155	67.79%
320	32	153	63	248	17	0	1	266	266	543	48.99%
321	40	195	83	318	15	0	3	336	336	675	49.78%
322	0	36	8	44	1	0	0	45	45	53	84.91%
323	57	515	253	825	35	0	0	860	860	1,309	65.70%
324	1	8	5	14	2	0	0	16	16	41	39.02%
325	43	294	110	447	18	0	5	470	470	935	50.27%
326	3	15	7	25	0	0	0	25	25	49	51.02%
330	41	426	153	620	40	0	5	665	665	987	67.38%
331	17	146	43	206	17	0	2	225	225	392	57.40%
332	31	108	28	167	9	0	0	176	176	465	37.85%
333	22	161	31	214	12	0	2	228	228	448	50.89%
334	3	24	2	29	3	0	1	33	33	61	54.10%
335	0	0	0	0	0	0	0	0	0	0	0.00%
336	0	0	0	0	0	0	0	0	0	1	0.00%
337	61	782	220	1,063	52	0	6	1,121	1,121	1,709	65.59%
340	38	372	118	528	26	0	6	560	560	924	60.61%
341	47	477	112	636	17	0	1	654	654	990	66.06%

Canvass Results Report

Official

Run Time 9:25 AM

Run Date 06/18/2020

Marion County, Oregon

May 19 2020 Primary Election

5/19/2020

Page 30

Official Results

Registered Voters

81070 of 208283 = 38.92%

Precincts Reporting

123 of 123 = 100.00%

US Representative, 5th District - Democratic Party - Vote for One

Precinct	Blair G Reynolds	Kurt Schrader	Mark F Gamba	Cast Votes	Undervotes	Overvotes	Misc write-in votes	Absentee Voting Ballots Cast	Total Ballots Cast	Registered Voters	Turnout Percentage
342	0	0	0	0	0	0	0	0	0	0	0.00%
343	56	595	138	789	37	0	10	836	836	1,332	62.76%
344	74	754	201	1,029	41	0	2	1,072	1,072	1,750	61.26%
350	56	305	63	424	16	0	3	443	443	1,185	37.38%
351	8	83	27	118	3	0	2	123	123	292	42.12%
352	9	49	13	71	4	0	0	75	75	179	41.90%
353	33	211	40	284	25	0	3	312	312	604	51.66%
354	1	14	0	15	1	0	0	16	16	42	38.10%
355	1	6	3	10	0	0	0	10	10	28	35.71%
356	0	4	10	14	1	0	4	19	19	31	61.29%
357	27	225	63	315	15	0	1	331	331	801	41.32%
361	12	53	5	70	6	0	1	77	77	288	26.74%
362	24	143	70	237	18	0	1	256	256	459	55.77%
363	58	437	98	593	37	0	10	640	640	1,447	44.23%
364	40	232	57	329	26	0	6	361	361	790	45.70%
365	0	0	0	0	0	0	0	0	0	0	0.00%
370	45	517	184	746	35	0	3	784	784	1,047	74.88%
371	68	798	232	1,098	52	0	3	1,153	1,153	1,540	74.87%
372	19	212	87	318	24	0	2	344	344	510	67.45%
373	54	525	149	728	32	0	5	765	765	1,102	69.42%

Canvass Results Report

Official

Run Time 9:25 AM

Run Date 06/18/2020

Marion County, Oregon

May 19 2020 Primary Election

5/19/2020

Page 31

Official Results

Registered Voters

81070 of 208283 = 38.92%

Precincts Reporting

123 of 123 = 100.00%

US Representative, 5th District - Democratic Party - Vote for One

Precinct	Blair G Reynolds	Kurt Schrader	Mark F Gamba	Cast Votes	Undervotes	Overvotes	Misc write-in votes	Absentee Voting Ballots Cast	Total Ballots Cast	Registered Voters	Turnout Percentage
374	21	250	92	363	24	0	4	391	391	670	58.36%
375	59	364	121	544	29	0	7	580	580	1,019	56.92%
376	0	0	0	0	0	0	0	0	0	0	0.00%
400	0	0	0	0	0	0	0	0	0	0	0.00%
401	30	449	85	564	32	1	1	598	598	1,050	56.95%
402	40	374	50	464	28	0	4	496	496	784	63.27%
403	37	479	96	612	34	0	5	651	651	1,127	57.76%
404	52	378	71	501	25	0	13	539	539	1,017	53.00%
405	27	271	83	381	17	0	3	401	401	700	57.29%
406	57	457	134	648	37	0	3	688	688	1,232	55.84%
407	66	396	87	549	20	0	8	577	577	1,280	45.08%
408	3	8	8	19	1	0	0	20	20	68	29.41%
505	6	35	3	44	3	0	0	47	47	73	64.38%
515	13	53	9	75	2	0	0	77	77	138	55.80%
525	8	111	43	162	2	0	1	165	165	266	62.03%
535	23	157	48	228	22	0	4	254	254	537	47.30%
545	9	78	23	110	9	0	4	123	123	318	38.68%
555	29	242	35	306	13	0	0	319	319	589	54.16%
577	7	47	2	56	6	0	1	63	63	118	53.39%
578	1	8	0	9	0	0	0	9	9	16	56.25%

Canvass Results Report

Official

Run Time 9:25 AM

Run Date 06/18/2020

Marion County, Oregon

May 19 2020 Primary Election

5/19/2020

Page 32

Official Results

Registered Voters

81070 of 208283 = 38.92%

Precincts Reporting

123 of 123 = 100.00%

US Representative, 5th District - Democratic Party - Vote for One

Precinct	Blair G Reynolds	Kurt Schrader	Mark F Gamba	Cast Votes	Undervotes	Overvotes	Misc write-in votes	Absentee Voting Ballots Cast	Total Ballots Cast	Registered Voters	Turnout Percentage
579	1	31	5	37	2	0	0	39	39	51	76.47%
580	19	104	27	150	8	0	3	161	161	287	56.10%
581	35	326	58	419	31	0	8	458	458	925	49.51%
582	10	54	9	73	6	0	0	79	79	180	43.89%
583	6	98	11	115	6	0	3	124	124	249	49.80%
584	0	1	0	1	0	0	0	1	1	4	25.00%
586	2	56	11	69	3	0	0	72	72	139	51.80%
587	2	12	2	16	1	0	0	17	17	29	58.62%
588	0	10	1	11	0	0	0	11	11	47	23.40%
589	0	3	0	3	1	0	1	5	5	6	83.33%
590	4	51	22	77	4	0	0	81	81	148	54.73%
615	0	21	4	25	5	0	0	30	30	55	54.55%
625	36	384	114	534	30	0	1	565	565	930	60.75%
635	61	557	244	862	37	0	11	910	910	1,322	68.84%
645	28	231	33	292	28	0	8	328	328	523	62.72%
655	52	429	98	579	62	0	10	651	651	1,201	54.20%
674	18	104	23	145	13	0	2	160	160	265	60.38%
676	8	118	34	160	11	0	8	179	179	269	66.54%
677	4	40	10	54	3	0	1	58	58	97	59.79%
678	34	248	58	340	32	0	4	376	376	827	45.47%

Canvass Results Report

Official

Run Time 9:25 AM

Run Date 06/18/2020

Marion County, Oregon

May 19 2020 Primary Election

5/19/2020

Page 33

Official Results

Registered Voters

81070 of 208283 = 38.92%

Precincts Reporting

123 of 123 = 100.00%

US Representative, 5th District - Democratic Party - Vote for One

Precinct	Blair G Reynolds	Kurt Schrader	Mark F Gamba	Cast Votes	Undervotes	Overvotes	Misc write-in votes	Absentee Voting Ballots Cast	Total Ballots Cast	Registered Voters	Turnout Percentage
679	10	98	22	130	10	0	1	141	141	224	62.95%
680	8	24	11	43	3	0	0	46	46	95	48.42%
681	20	167	54	241	19	0	4	264	264	384	68.75%
682	27	352	62	441	39	0	6	486	486	820	59.27%
683	3	21	10	34	1	0	0	35	35	70	50.00%
684	4	74	25	103	6	0	4	113	113	184	61.41%
686	2	12	2	16	1	0	0	17	17	32	53.13%
687	0	14	2	16	0	0	0	16	16	27	59.26%
688	2	34	6	42	4	0	0	46	46	83	55.42%
689	0	1	0	1	0	0	0	1	1	1	100.00%
690	54	301	88	443	28	0	6	477	477	1,125	42.40%
691	62	497	120	679	26	0	7	712	712	1,418	50.21%
692	0	5	3	8	1	0	0	9	9	10	90.00%
694	22	147	34	203	10	0	1	214	214	485	44.12%
696	59	336	71	466	26	0	3	495	495	946	52.33%
697	38	243	69	350	24	0	4	378	378	853	44.31%
698	13	119	34	166	8	0	2	176	176	300	58.67%
705	13	119	40	172	11	0	3	186	186	366	50.82%
715	28	171	27	226	17	0	5	248	248	526	47.15%
725	25	124	36	185	13	0	1	199	199	419	47.49%

Canvass Results Report

Official

Run Time 9:25 AM

Run Date 06/18/2020

Marion County, Oregon

May 19 2020 Primary Election

5/19/2020

Page 34

Official Results

Registered Voters

81070 of 208283 = 38.92%

Precincts Reporting

123 of 123 = 100.00%

US Representative, 5th District - Democratic Party - Vote for One

Precinct	Blair G Reynolds	Kurt Schrader	Mark F Gamba	Cast Votes	Undervotes	Overvotes	Misc write-in votes	Absentee Voting Ballots Cast	Total Ballots Cast	Registered Voters	Turnout Percentage
779	13	149	32	194	6	0	2	202	202	315	64.13%
780	15	185	46	246	16	0	4	266	266	368	72.28%
781	16	102	28	146	6	0	0	152	152	211	72.04%
782	5	41	12	58	5	0	1	64	64	105	60.95%
783	4	70	11	85	7	0	1	93	93	152	61.18%
784	2	24	8	34	2	0	0	36	36	64	56.25%
786	5	30	4	39	1	0	0	40	40	77	51.95%
787	38	295	67	400	22	0	8	430	430	722	59.56%
788	20	229	53	302	17	0	5	324	324	570	56.84%
789	31	196	47	274	12	0	6	292	292	543	53.78%
790	1	17	5	23	3	0	1	27	27	72	37.50%
815	29	211	41	281	23	0	4	308	308	698	44.13%
825	23	139	43	205	10	0	1	216	216	512	42.19%
835	15	215	32	262	17	0	2	281	281	500	56.20%
845	49	496	77	622	36	0	4	662	662	1,002	66.07%
855	35	288	68	391	18	0	4	413	413	777	53.15%
865	9	117	35	161	3	0	1	165	165	454	36.34%
905	6	18	4	28	0	0	0	28	28	43	65.12%
915	2	32	5	39	2	0	0	41	41	82	50.00%
925	3	26	1	30	3	0	0	33	33	54	61.11%

Canvass Results Report

Official

Run Time 9:25 AM

Run Date 06/18/2020

Marion County, Oregon

May 19 2020 Primary Election

5/19/2020

Page 35

Official Results

Registered Voters

81070 of 208283 = 38.92%

Precincts Reporting

123 of 123 = 100.00%

US Representative, 5th District - Democratic Party - Vote for One

Precinct	Blair G Reynolds	Kurt Schrader	Mark F Gamba	Cast Votes	Undervotes	Overvotes	Misc write-in votes	Absentee Voting Ballots Cast	Total Ballots Cast	Registered Voters	Turnout Percentage
935	0	1	0	1	1	0	1	3	3	8	37.50%
981	5	51	10	66	4	0	2	72	72	127	56.69%
982	0	0	0	0	0	0	0	0	0	0	0.00%
Totals	2,734	23,086	6,387	32,207	1,810	1	313	34,331	34,331	61,144	56.15%

Canvass Results Report

Official

Run Time 9:25 AM

Run Date 06/18/2020

Marion County, Oregon

May 19 2020 Primary Election

5/19/2020

Page 36

Official Results

Registered Voters
81070 of 208283 = 38.92%

Precincts Reporting
123 of 123 = 100.00%

US Representative, 5th District - Republican Party - Vote for One

Precinct	Angela Roman	Amy Ryan Courser	G Shane Dinkel	Joey Nations	Cast Votes	Undervotes	Overvotes	Misc write-in votes	Absentee Voting Ballots Cast	Total Ballots Cast	Registered Voters	Turnout Percentage
310	29	90	30	52	201	38	0	5	244	244	455	53.63%
311	36	175	69	70	350	46	0	7	403	403	818	49.27%
312	25	100	32	70	227	21	0	8	256	256	448	57.14%
320	11	54	28	18	111	20	0	1	132	132	270	48.89%
321	10	41	25	29	105	9	0	4	118	118	256	46.09%
322	0	0	2	6	8	0	0	0	8	8	19	42.11%
323	35	138	29	42	244	34	1	6	285	285	520	54.81%
324	0	6	3	3	12	0	0	0	12	12	28	42.86%
325	22	144	64	54	284	31	0	3	318	318	628	50.64%
326	0	3	3	3	9	0	0	0	9	9	17	52.94%
330	32	247	67	62	408	46	1	13	468	468	801	58.43%
331	11	95	34	30	170	11	0	6	187	187	326	57.36%
332	8	46	19	20	93	10	0	1	104	104	262	39.69%
333	14	111	40	42	207	20	0	1	228	228	378	60.32%
334	6	17	5	9	37	7	0	0	44	44	81	54.32%
335	0	0	0	0	0	0	0	0	0	0	0	0.00%
336	0	2	0	0	2	0	0	0	2	2	4	50.00%
337	55	373	137	146	711	88	1	14	814	814	1,329	61.25%
340	39	273	79	91	482	63	0	8	553	553	1,047	52.82%
341	43	305	78	81	507	56	0	6	569	569	1,003	56.73%

Canvass Results Report

Official

Run Time 9:25 AM

Run Date 06/18/2020

Marion County, Oregon

May 19 2020 Primary Election

5/19/2020

Page 37

Official Results

Registered Voters

81070 of 208283 = 38.92%

Precincts Reporting

123 of 123 = 100.00%

US Representative, 5th District - Republican Party - Vote for One

Precinct	Angela Roman	Amy Ryan Courser	G Shane Dinkel	Joey Nations	Cast Votes	Undervotes	Overvotes	Misc write-in votes	Absentee Voting Ballots Cast	Total Ballots Cast	Registered Voters	Turnout Percentage
342	0	0	0	2	2	0	0	0	2	2	5	40.00%
343	42	381	110	120	653	89	0	7	749	749	1,332	56.23%
344	62	396	128	154	740	72	0	18	830	830	1,517	54.71%
350	26	97	38	68	229	24	0	3	256	256	604	42.38%
351	4	40	9	34	87	4	1	0	92	92	199	46.23%
352	10	16	10	17	53	11	0	2	66	66	132	50.00%
353	22	117	44	62	245	23	0	4	272	272	480	56.67%
354	4	14	4	5	27	1	0	0	28	28	50	56.00%
355	2	6	0	2	10	0	0	0	10	10	22	45.45%
356	2	0	0	3	5	0	0	0	5	5	20	25.00%
357	26	120	38	45	229	27	0	3	259	259	485	53.40%
361	9	16	6	7	38	5	0	0	43	43	140	30.71%
362	6	55	15	26	102	13	0	2	117	117	228	51.32%
363	42	178	87	151	458	52	0	4	514	514	986	52.13%
364	14	158	53	79	304	20	0	1	325	325	572	56.82%
365	0	0	0	0	0	0	0	0	0	0	0	0.00%
370	17	121	41	40	219	45	0	7	271	271	441	61.45%
371	37	342	103	101	583	155	0	17	755	755	1,246	60.59%
372	12	85	19	32	148	20	0	5	173	173	295	58.64%
373	24	321	103	79	527	83	0	14	624	624	960	65.00%

Canvass Results Report

Official

Run Time 9:25 AM

Run Date 06/18/2020

Marion County, Oregon

May 19 2020 Primary Election

5/19/2020

Page 38

Official Results

Registered Voters

81070 of 208283 = 38.92%

Precincts Reporting

123 of 123 = 100.00%

US Representative, 5th District - Republican Party - Vote for One

Precinct	Angela Roman	Amy Ryan Courser	G Shane Dinkel	Joey Nations	Cast Votes	Undervotes	Overvotes	Misc write-in votes	Absentee Voting Ballots Cast	Total Ballots Cast	Registered Voters	Turnout Percentage
374	18	175	58	50	301	34	0	1	336	336	568	59.15%
375	39	155	92	87	373	45	0	16	434	434	772	56.22%
376	0	0	0	0	0	0	0	0	0	0	0	0.00%
400	0	0	0	0	0	0	0	0	0	0	0	0.00%
401	37	481	73	151	742	89	1	7	839	839	1,376	60.97%
402	34	379	71	99	583	86	0	5	674	674	999	67.47%
403	40	482	105	113	740	69	0	7	816	816	1,374	59.39%
404	40	283	70	110	503	71	0	5	579	579	1,039	55.73%
405	28	269	56	72	425	36	0	12	473	473	798	59.27%
406	54	353	91	158	656	64	0	11	731	731	1,222	59.82%
407	34	277	68	115	494	47	0	11	552	552	1,076	51.30%
408	0	9	0	2	11	2	0	0	13	13	34	38.24%
505	5	21	6	15	47	9	0	0	56	56	118	47.46%
515	9	36	22	20	87	4	0	2	93	93	209	44.50%
525	9	78	32	27	146	11	0	0	157	157	284	55.28%
535	18	91	51	62	222	32	0	1	255	255	501	50.90%
545	5	43	12	25	85	5	0	2	92	92	186	49.46%
555	27	161	58	94	340	38	0	7	385	385	690	55.80%
577	7	107	24	36	174	17	0	2	193	193	284	67.96%
578	0	6	0	1	7	1	0	0	8	8	20	40.00%

Canvass Results Report

Official

Run Time 9:25 AM

Run Date 06/18/2020

Marion County, Oregon

May 19 2020 Primary Election

5/19/2020

Page 39

Official Results

Registered Voters

81070 of 208283 = 38.92%

Precincts Reporting

123 of 123 = 100.00%

US Representative, 5th District - Republican Party - Vote for One

Precinct	Angela Roman	Amy Ryan Courser	G Shane Dinkel	Joey Nations	Cast Votes	Undervotes	Overvotes	Misc write-in votes	Absentee Voting Ballots Cast	Total Ballots Cast	Registered Voters	Turnout Percentage
579	2	33	6	12	53	7	0	0	60	60	93	64.52%
580	24	186	48	78	336	47	1	4	388	388	645	60.16%
581	51	315	142	154	662	75	0	3	740	740	1,374	53.86%
582	11	78	32	43	164	20	0	0	184	184	344	53.49%
583	17	181	41	94	333	21	0	4	358	358	553	64.74%
584	0	3	1	4	8	0	0	0	8	8	13	61.54%
586	6	82	32	48	168	17	0	0	185	185	286	64.69%
587	2	25	2	13	42	5	0	0	47	47	73	64.38%
588	1	8	5	3	17	1	0	1	19	19	36	52.78%
589	0	9	6	1	16	2	0	0	18	18	25	72.00%
590	16	139	38	43	236	25	0	2	263	263	436	60.32%
615	5	34	5	13	57	3	0	0	60	60	95	63.16%
625	31	219	72	74	396	45	0	5	446	446	862	51.74%
635	43	373	87	130	633	70	0	12	715	715	1,253	57.06%
645	30	289	107	122	548	52	0	3	603	603	937	64.35%
655	78	526	195	206	1,005	157	0	13	1,175	1,175	1,861	63.14%
674	26	151	69	92	338	33	0	2	373	373	564	66.13%
676	21	189	41	77	328	18	0	2	348	348	603	57.71%
677	7	37	17	21	82	9	0	1	92	92	146	63.01%
678	38	170	59	79	346	42	0	6	394	394	687	57.35%

Canvass Results Report

Official

Run Time 9:25 AM

Run Date 06/18/2020

Marion County, Oregon

May 19 2020 Primary Election

5/19/2020

Page 40

Official Results

Registered Voters

81070 of 208283 = 38.92%

Precincts Reporting

123 of 123 = 100.00%

US Representative, 5th District - Republican Party - Vote for One

Precinct	Angela Roman	Amy Ryan Courser	G Shane Dinkel	Joey Nations	Cast Votes	Undervotes	Overvotes	Misc write-in votes	Absentee Voting Ballots Cast	Total Ballots Cast	Registered Voters	Turnout Percentage
679	24	182	77	88	371	40	0	3	414	414	626	66.13%
680	11	81	12	35	139	12	0	0	151	151	253	59.68%
681	19	153	53	70	295	36	0	2	333	333	557	59.78%
682	43	368	125	185	721	96	0	9	826	826	1,304	63.34%
683	3	69	21	20	113	18	0	0	131	131	176	74.43%
684	7	83	30	61	181	25	0	0	206	206	354	58.19%
686	2	37	7	8	54	3	0	0	57	57	102	55.88%
687	3	15	2	7	27	7	0	1	35	35	63	55.56%
688	1	26	12	18	57	14	0	1	72	72	140	51.43%
689	0	1	0	1	2	0	0	0	2	2	6	33.33%
690	30	195	51	117	393	30	1	3	427	427	796	53.64%
691	53	384	105	191	733	74	0	12	819	819	1,337	61.26%
692	0	10	4	4	18	0	0	0	18	18	27	66.67%
694	17	80	38	66	201	10	0	5	216	216	386	55.96%
696	30	142	89	103	364	28	0	6	398	398	677	58.79%
697	38	147	61	72	318	19	0	3	340	340	650	52.31%
698	21	166	38	52	277	26	0	3	306	306	512	59.77%
705	28	191	75	67	361	37	0	3	401	401	711	56.40%
715	29	186	66	122	403	31	0	2	436	436	884	49.32%
725	22	143	74	67	306	30	0	3	339	339	683	49.63%

Canvass Results Report

Official

Run Time 9:25 AM

Run Date 06/18/2020

Marion County, Oregon

May 19 2020 Primary Election

5/19/2020

Page 41

Official Results

Registered Voters

81070 of 208283 = 38.92%

Precincts Reporting

123 of 123 = 100.00%

US Representative, 5th District - Republican Party - Vote for One

Precinct	Angela Roman	Amy Ryan Courser	G Shane Dinkel	Joey Nations	Cast Votes	Undervotes	Overvotes	Misc write-in votes	Absentee Voting Ballots Cast	Total Ballots Cast	Registered Voters	Turnout Percentage
779	18	109	22	60	209	32	0	6	247	247	430	57.44%
780	17	154	27	52	250	32	0	6	288	288	467	61.67%
781	11	81	16	31	139	19	0	5	163	163	266	61.28%
782	8	50	15	25	98	9	0	1	108	108	172	62.79%
783	4	81	40	27	152	12	1	1	166	166	295	56.27%
784	4	19	8	9	40	3	0	0	43	43	82	52.44%
786	5	34	29	26	94	7	0	1	102	102	180	56.67%
787	37	334	125	158	654	71	0	9	734	734	1,281	57.30%
788	24	245	115	118	502	46	0	0	548	548	948	57.81%
789	41	234	126	103	504	48	0	3	555	555	1,028	53.99%
790	2	39	13	10	64	14	0	0	78	78	135	57.78%
815	25	124	39	41	229	26	0	1	256	256	457	56.02%
825	5	51	30	24	110	8	0	0	118	118	245	48.16%
835	18	121	50	40	229	23	0	3	255	255	388	65.72%
845	50	195	130	79	454	48	0	8	510	510	808	63.12%
855	26	138	50	48	262	26	0	1	289	289	468	61.75%
865	7	55	27	29	118	10	0	1	129	129	242	53.31%
905	3	11	4	14	32	6	0	0	38	38	61	62.30%
915	6	25	10	15	56	6	0	0	62	62	105	59.05%
925	4	13	5	6	28	5	0	0	33	33	63	52.38%

Canvass Results Report

Official

Run Time 9:25 AM

Run Date 06/18/2020

Marion County, Oregon

May 19 2020 Primary Election

5/19/2020

Page 42

Official Results

Registered Voters

81070 of 208283 = 38.92%

Precincts Reporting

123 of 123 = 100.00%

US Representative, 5th District - Republican Party - Vote for One

Precinct	Angela Roman	Amy Ryan Courser	G Shane Dinkel	Joey Nations	Cast Votes	Undervotes	Overvotes	Misc write-in votes	Absentee Voting Ballots Cast	Total Ballots Cast	Registered Voters	Turnout Percentage
935	1	4	2	5	12	1	0	0	13	13	20	65.00%
981	9	32	11	19	71	16	0	2	89	89	133	66.92%
982	0	0	0	0	0	0	0	0	0	0	0	0.00%
Totals	2,256	15,944	5,280	6,692	30,172	3,457	8	421	34,058	34,058	59,358	57.38%

Canvass Results Report

Official

Run Time 9:25 AM

Run Date 06/18/2020

Marion County, Oregon

May 19 2020 Primary Election

5/19/2020

Page 43

Official Results

Registered Voters

81070 of 208283 = 38.92%

Precincts Reporting

123 of 123 = 100.00%

Secretary of State - Democratic Party - Vote for One

Precinct	Mark D Hass	Jamie McLeod-Skinner	Shemia Fagan	Cast Votes	Undervotes	Overvotes	Misc write-in votes	Absentee Voting Ballots Cast	Total Ballots Cast	Registered Voters	Turnout Percentage
310	237	178	207	622	59	0	2	683	683	1,119	61.04%
311	267	228	303	798	55	0	5	858	858	1,481	57.93%
312	236	185	311	732	46	0	5	783	783	1,155	67.79%
320	94	71	82	247	18	0	1	266	266	543	48.99%
321	83	97	137	317	15	0	4	336	336	675	49.78%
322	20	10	12	42	3	0	0	45	45	53	84.91%
323	262	233	300	795	63	0	2	860	860	1,309	65.70%
324	4	5	5	14	2	0	0	16	16	41	39.02%
325	159	101	178	438	28	0	4	470	470	935	50.27%
326	10	6	8	24	1	0	0	25	25	49	51.02%
330	243	149	218	610	52	0	3	665	665	987	67.38%
331	78	42	85	205	18	0	2	225	225	392	57.40%
332	55	36	72	163	11	0	2	176	176	465	37.85%
333	98	54	57	209	17	0	2	228	228	448	50.89%
334	19	7	6	32	0	0	1	33	33	61	54.10%
335	0	0	0	0	0	0	0	0	0	0	0.00%
336	0	0	0	0	0	0	0	0	0	1	0.00%
337	421	260	373	1,054	59	0	8	1,121	1,121	1,709	65.59%
340	193	119	212	524	34	0	2	560	560	924	60.61%
341	248	161	212	621	30	0	3	654	654	990	66.06%

Canvass Results Report

Official

Run Time 9:25 AM

Run Date 06/18/2020

Marion County, Oregon

May 19 2020 Primary Election

5/19/2020

Page 44

Official Results

Registered Voters

81070 of 208283 = 38.92%

Precincts Reporting

123 of 123 = 100.00%

Secretary of State - Democratic Party - Vote for One

Precinct	Mark D Hass	Jamie McLeod-Skinner	Shemia Fagan	Cast Votes	Undervotes	Overvotes	Misc write-in votes	Absentee Voting Ballots Cast	Total Ballots Cast	Registered Voters	Turnout Percentage
342	0	0	0	0	0	0	0	0	0	0	0.00%
343	321	156	302	779	47	0	10	836	836	1,332	62.76%
344	397	221	392	1,010	58	0	4	1,072	1,072	1,750	61.26%
350	142	101	157	400	37	0	6	443	443	1,185	37.38%
351	41	28	49	118	3	0	2	123	123	292	42.12%
352	30	13	29	72	3	0	0	75	75	179	41.90%
353	131	50	108	289	20	0	3	312	312	604	51.66%
354	4	4	8	16	0	0	0	16	16	42	38.10%
355	2	5	3	10	0	0	0	10	10	28	35.71%
356	3	1	10	14	1	0	4	19	19	31	61.29%
357	113	85	107	305	26	0	0	331	331	801	41.32%
361	26	18	25	69	6	0	2	77	77	288	26.74%
362	94	53	93	240	15	0	1	256	256	459	55.77%
363	265	122	196	583	45	0	12	640	640	1,447	44.23%
364	138	77	117	332	25	0	4	361	361	790	45.70%
365	0	0	0	0	0	0	0	0	0	0	0.00%
370	284	169	279	732	48	0	4	784	784	1,047	74.88%
371	435	246	388	1,069	81	0	3	1,153	1,153	1,540	74.87%
372	114	78	122	314	26	0	4	344	344	510	67.45%
373	306	155	258	719	43	0	3	765	765	1,102	69.42%

Canvass Results Report

Official

Run Time 9:25 AM

Run Date 06/18/2020

Marion County, Oregon

May 19 2020 Primary Election

5/19/2020

Page 45

Official Results

Registered Voters

81070 of 208283 = 38.92%

Precincts Reporting

123 of 123 = 100.00%

Secretary of State - Democratic Party - Vote for One

Precinct	Mark D Hass	Jamie McLeod-Skinner	Shemia Fagan	Cast Votes	Undervotes	Overvotes	Misc write-in votes	Absentee Voting Ballots Cast	Total Ballots Cast	Registered Voters	Turnout Percentage
374	126	106	127	359	28	0	4	391	391	670	58.36%
375	190	150	207	547	27	0	6	580	580	1,019	56.92%
376	0	0	0	0	0	0	0	0	0	0	0.00%
400	0	0	0	0	0	0	0	0	0	0	0.00%
401	241	94	219	554	40	0	4	598	598	1,050	56.95%
402	230	79	152	461	30	0	5	496	496	784	63.27%
403	288	98	221	607	37	0	7	651	651	1,127	57.76%
404	216	97	178	491	33	0	15	539	539	1,017	53.00%
405	156	87	132	375	22	0	4	401	401	700	57.29%
406	267	137	234	638	41	0	9	688	688	1,232	55.84%
407	206	123	209	538	29	0	10	577	577	1,280	45.08%
408	6	6	7	19	1	0	0	20	20	68	29.41%
505	22	7	14	43	4	0	0	47	47	73	64.38%
515	30	17	25	72	3	0	2	77	77	138	55.80%
525	63	55	40	158	6	0	1	165	165	266	62.03%
535	101	51	81	233	18	0	3	254	254	537	47.30%
545	39	26	44	109	10	0	4	123	123	318	38.68%
555	144	64	90	298	20	0	1	319	319	589	54.16%
577	28	8	23	59	3	0	1	63	63	118	53.39%
578	8	0	1	9	0	0	0	9	9	16	56.25%

Canvass Results Report

Official

Run Time 9:25 AM

Run Date 06/18/2020

Marion County, Oregon

May 19 2020 Primary Election

5/19/2020

Page 46

Official Results

Registered Voters
81070 of 208283 = 38.92%

Precincts Reporting
123 of 123 = 100.00%

Secretary of State - Democratic Party - Vote for One

Precinct	Mark D Hass	Jamie McLeod-Skinner	Shemia Fagan	Cast Votes	Undervotes	Overvotes	Misc write-in votes	Absentee Voting Ballots Cast	Total Ballots Cast	Registered Voters	Turnout Percentage
579	20	5	12	37	2	0	0	39	39	51	76.47%
580	67	27	52	146	11	0	4	161	161	287	56.10%
581	201	78	128	407	44	0	7	458	458	925	49.51%
582	28	28	17	73	6	0	0	79	79	180	43.89%
583	57	13	40	110	12	0	2	124	124	249	49.80%
584	1	0	0	1	0	0	0	1	1	4	25.00%
586	32	16	19	67	5	0	0	72	72	139	51.80%
587	5	9	2	16	1	0	0	17	17	29	58.62%
588	6	2	2	10	1	0	0	11	11	47	23.40%
589	0	0	3	3	1	0	1	5	5	6	83.33%
590	36	20	19	75	6	0	0	81	81	148	54.73%
615	12	3	9	24	6	0	0	30	30	55	54.55%
625	189	149	184	522	43	0	0	565	565	930	60.75%
635	288	247	308	843	59	0	8	910	910	1,322	68.84%
645	151	55	81	287	29	0	12	328	328	523	62.72%
655	253	129	193	575	64	0	12	651	651	1,201	54.20%
674	68	26	49	143	14	0	3	160	160	265	60.38%
676	69	37	53	159	12	0	8	179	179	269	66.54%
677	25	13	16	54	3	0	1	58	58	97	59.79%
678	157	75	112	344	28	0	4	376	376	827	45.47%

Canvass Results Report

Official

Run Time 9:25 AM

Run Date 06/18/2020

Marion County, Oregon

May 19 2020 Primary Election

5/19/2020

Page 47

Official Results

Registered Voters

81070 of 208283 = 38.92%

Precincts Reporting

123 of 123 = 100.00%

Secretary of State - Democratic Party - Vote for One

Precinct	Mark D Hass	Jamie McLeod-Skinner	Shemia Fagan	Cast Votes	Undervotes	Overvotes	Misc write-in votes	Absentee Voting Ballots Cast	Total Ballots Cast	Registered Voters	Turnout Percentage
679	64	29	32	125	13	0	3	141	141	224	62.95%
680	18	11	14	43	3	0	0	46	46	95	48.42%
681	84	68	85	237	23	0	4	264	264	384	68.75%
682	207	76	150	433	47	0	6	486	486	820	59.27%
683	14	8	9	31	4	0	0	35	35	70	50.00%
684	44	18	38	100	9	0	4	113	113	184	61.41%
686	6	7	2	15	2	0	0	17	17	32	53.13%
687	12	1	3	16	0	0	0	16	16	27	59.26%
688	16	9	19	44	2	0	0	46	46	83	55.42%
689	1	0	0	1	0	0	0	1	1	1	100.00%
690	170	102	167	439	32	0	6	477	477	1,125	42.40%
691	316	127	226	669	37	0	6	712	712	1,418	50.21%
692	7	2	0	9	0	0	0	9	9	10	90.00%
694	86	44	70	200	11	0	3	214	214	485	44.12%
696	173	118	160	451	39	0	5	495	495	946	52.33%
697	136	74	133	343	28	0	7	378	378	853	44.31%
698	58	43	58	159	14	0	3	176	176	300	58.67%
705	79	31	58	168	14	0	4	186	186	366	50.82%
715	83	49	90	222	24	0	2	248	248	526	47.15%
725	70	42	70	182	16	0	1	199	199	419	47.49%

Canvass Results Report

Official

Run Time 9:25 AM

Run Date 06/18/2020

Marion County, Oregon

May 19 2020 Primary Election

5/19/2020

Page 48

Official Results

Registered Voters

81070 of 208283 = 38.92%

Precincts Reporting

123 of 123 = 100.00%

Secretary of State - Democratic Party - Vote for One

Precinct	Mark D Hass	Jamie McLeod-Skinner	Shemia Fagan	Cast Votes	Undervotes	Overvotes	Misc write-in votes	Absentee Voting Ballots Cast	Total Ballots Cast	Registered Voters	Turnout Percentage
779	73	42	70	185	14	0	3	202	202	315	64.13%
780	120	35	89	244	18	0	4	266	266	368	72.28%
781	49	44	49	142	10	0	0	152	152	211	72.04%
782	24	14	22	60	3	0	1	64	64	105	60.95%
783	45	10	29	84	8	0	1	93	93	152	61.18%
784	18	2	13	33	3	0	0	36	36	64	56.25%
786	14	9	14	37	3	0	0	40	40	77	51.95%
787	188	76	126	390	33	0	7	430	430	722	59.56%
788	136	61	108	305	13	0	6	324	324	570	56.84%
789	123	55	90	268	18	0	6	292	292	543	53.78%
790	11	6	6	23	3	0	1	27	27	72	37.50%
815	119	46	119	284	20	0	4	308	308	698	44.13%
825	71	48	83	202	13	0	1	216	216	512	42.19%
835	117	41	106	264	15	0	2	281	281	500	56.20%
845	333	85	211	629	31	0	2	662	662	1,002	66.07%
855	175	63	152	390	19	0	4	413	413	777	53.15%
865	67	34	58	159	5	0	1	165	165	454	36.34%
905	18	3	7	28	0	0	0	28	28	43	65.12%
915	19	12	8	39	1	0	1	41	41	82	50.00%
925	13	6	10	29	4	0	0	33	33	54	61.11%

Canvass Results Report

Official

Run Time 9:25 AM

Run Date 06/18/2020

Marion County, Oregon

May 19 2020 Primary Election

5/19/2020

Page 49

Official Results

Registered Voters

81070 of 208283 = 38.92%

Precincts Reporting

123 of 123 = 100.00%

Secretary of State - Democratic Party - Vote for One

Precinct	Mark D Hass	Jamie McLeod-Skinner	Shemia Fagan	Cast Votes	Undervotes	Overvotes	Misc write-in votes	Absentee Voting Ballots Cast	Total Ballots Cast	Registered Voters	Turnout Percentage
935	0	2	0	2	0	0	1	3	3	8	37.50%
981	29	15	19	63	6	0	3	72	72	127	56.69%
982	0	0	0	0	0	0	0	0	0	0	0.00%
Totals	13,005	7,229	11,497	31,731	2,252	0	348	34,331	34,331	61,144	56.15%

Canvass Results Report

Official

Run Time 9:25 AM

Run Date 06/18/2020

Marion County, Oregon

May 19 2020 Primary Election

5/19/2020

Page 50

Official Results

Registered Voters

81070 of 208283 = 38.92%

Precincts Reporting

123 of 123 = 100.00%

Secretary of State - Republican Party - Vote for One

Precinct	Kim Thatcher	Dave W Stauffer	Cast Votes	Undervotes	Overvotes	Misc write-in votes	Absentee Voting Ballots Cast	Total Ballots Cast	Registered Voters	Turnout Percentage
310	179	36	215	22	0	7	244	244	455	53.63%
311	340	32	372	27	0	4	403	403	818	49.27%
312	197	35	232	17	0	7	256	256	448	57.14%
320	107	15	122	9	0	1	132	132	270	48.89%
321	86	20	106	9	0	3	118	118	256	46.09%
322	7	1	8	0	0	0	8	8	19	42.11%
323	228	28	256	23	0	6	285	285	520	54.81%
324	9	2	11	1	0	0	12	12	28	42.86%
325	246	41	287	27	0	4	318	318	628	50.64%
326	7	2	9	0	0	0	9	9	17	52.94%
330	393	40	433	28	1	6	468	468	801	58.43%
331	156	19	175	7	0	5	187	187	326	57.36%
332	80	14	94	8	0	2	104	104	262	39.69%
333	177	34	211	16	0	1	228	228	378	60.32%
334	26	14	40	3	0	1	44	44	81	54.32%
335	0	0	0	0	0	0	0	0	0	0.00%
336	2	0	2	0	0	0	2	2	4	50.00%
337	643	106	749	56	0	9	814	814	1,329	61.25%
340	454	47	501	49	0	3	553	553	1,047	52.82%
341	474	49	523	38	0	8	569	569	1,003	56.73%

Canvass Results Report

Official

Run Time 9:25 AM

Run Date 06/18/2020

Marion County, Oregon

May 19 2020 Primary Election

5/19/2020

Page 51

Official Results

Registered Voters

81070 of 208283 = 38.92%

Precincts Reporting

123 of 123 = 100.00%

Secretary of State - Republican Party - Vote for One

Precinct	Kim Thatcher	Dave W Stauffer	Cast Votes	Undervotes	Overvotes	Misc write-in votes	Absentee Voting Ballots Cast	Total Ballots Cast	Registered Voters	Turnout Percentage
342	2	0	2	0	0	0	2	2	5	40.00%
343	621	62	683	58	0	8	749	749	1,332	56.23%
344	671	97	768	48	0	14	830	830	1,517	54.71%
350	186	44	230	22	0	4	256	256	604	42.38%
351	77	12	89	2	0	1	92	92	199	46.23%
352	45	10	55	9	0	2	66	66	132	50.00%
353	224	36	260	11	0	1	272	272	480	56.67%
354	27	0	27	1	0	0	28	28	50	56.00%
355	7	2	9	1	0	0	10	10	22	45.45%
356	5	0	5	0	0	0	5	5	20	25.00%
357	212	27	239	18	0	2	259	259	485	53.40%
361	34	7	41	2	0	0	43	43	140	30.71%
362	90	18	108	7	0	2	117	117	228	51.32%
363	390	89	479	31	0	4	514	514	986	52.13%
364	285	30	315	9	0	1	325	325	572	56.82%
365	0	0	0	0	0	0	0	0	0	0.00%
370	211	29	240	24	0	7	271	271	441	61.45%
371	586	68	654	93	0	8	755	755	1,246	60.59%
372	136	19	155	16	0	2	173	173	295	58.64%
373	502	62	564	52	0	8	624	624	960	65.00%

Canvass Results Report

Official

Run Time 9:25 AM

Run Date 06/18/2020

Marion County, Oregon

May 19 2020 Primary Election

5/19/2020

Page 52

Official Results

Registered Voters

81070 of 208283 = 38.92%

Precincts Reporting

123 of 123 = 100.00%

Secretary of State - Republican Party - Vote for One

Precinct	Kim Thatcher	Dave W Stauffer	Cast Votes	Undervotes	Overvotes	Misc write-in votes	Absentee Voting Ballots Cast	Total Ballots Cast	Registered Voters	Turnout Percentage
374	277	31	308	26	0	2	336	336	568	59.15%
375	329	62	391	33	0	10	434	434	772	56.22%
376	0	0	0	0	0	0	0	0	0	0.00%
400	0	0	0	0	0	0	0	0	0	0.00%
401	767	45	812	23	0	4	839	839	1,376	60.97%
402	597	40	637	33	0	4	674	674	999	67.47%
403	734	49	783	31	0	2	816	816	1,374	59.39%
404	526	28	554	21	0	4	579	579	1,039	55.73%
405	422	25	447	19	0	7	473	473	798	59.27%
406	648	54	702	22	0	7	731	731	1,222	59.82%
407	462	62	524	18	0	10	552	552	1,076	51.30%
408	9	2	11	2	0	0	13	13	34	38.24%
505	46	3	49	7	0	0	56	56	118	47.46%
515	77	12	89	4	0	0	93	93	209	44.50%
525	133	15	148	9	0	0	157	157	284	55.28%
535	196	32	228	26	0	1	255	255	501	50.90%
545	68	15	83	7	0	2	92	92	186	49.46%
555	307	42	349	32	0	4	385	385	690	55.80%
577	174	15	189	4	0	0	193	193	284	67.96%
578	7	1	8	0	0	0	8	8	20	40.00%

Canvass Results Report

Official

Run Time 9:25 AM

Run Date 06/18/2020

Marion County, Oregon

May 19 2020 Primary Election

5/19/2020

Page 53

Official Results

Registered Voters

81070 of 208283 = 38.92%

Precincts Reporting

123 of 123 = 100.00%

Secretary of State - Republican Party - Vote for One

Precinct	Kim Thatcher	Dave W Stauffer	Cast Votes	Undervotes	Overvotes	Misc write-in votes	Absentee Voting Ballots Cast	Total Ballots Cast	Registered Voters	Turnout Percentage
579	51	5	56	4	0	0	60	60	93	64.52%
580	328	38	366	19	0	3	388	388	645	60.16%
581	603	84	687	50	0	3	740	740	1,374	53.86%
582	157	16	173	11	0	0	184	184	344	53.49%
583	302	30	332	22	0	4	358	358	553	64.74%
584	7	1	8	0	0	0	8	8	13	61.54%
586	163	11	174	11	0	0	185	185	286	64.69%
587	39	3	42	5	0	0	47	47	73	64.38%
588	14	3	17	1	0	1	19	19	36	52.78%
589	18	0	18	0	0	0	18	18	25	72.00%
590	215	28	243	17	0	3	263	263	436	60.32%
615	52	6	58	2	0	0	60	60	95	63.16%
625	366	51	417	24	0	5	446	446	862	51.74%
635	600	59	659	48	0	8	715	715	1,253	57.06%
645	497	60	557	44	0	2	603	603	937	64.35%
655	931	124	1,055	115	0	5	1,175	1,175	1,861	63.14%
674	309	39	348	25	0	0	373	373	564	66.13%
676	298	34	332	15	0	1	348	348	603	57.71%
677	77	9	86	6	0	0	92	92	146	63.01%
678	293	66	359	31	0	4	394	394	687	57.35%

Canvass Results Report

Official

Run Time 9:25 AM

Run Date 06/18/2020

Marion County, Oregon

May 19 2020 Primary Election

5/19/2020

Page 54

Official Results

Registered Voters

81070 of 208283 = 38.92%

Precincts Reporting

123 of 123 = 100.00%

Secretary of State - Republican Party - Vote for One

Precinct	Kim Thatcher	Dave W Stauffer	Cast Votes	Undervotes	Overvotes	Misc write-in votes	Absentee Voting Ballots Cast	Total Ballots Cast	Registered Voters	Turnout Percentage
679	348	34	382	31	0	1	414	414	626	66.13%
680	125	14	139	12	0	0	151	151	253	59.68%
681	263	41	304	27	0	2	333	333	557	59.78%
682	696	58	754	66	0	6	826	826	1,304	63.34%
683	112	8	120	11	0	0	131	131	176	74.43%
684	176	11	187	19	0	0	206	206	354	58.19%
686	51	4	55	2	0	0	57	57	102	55.88%
687	28	4	32	2	0	1	35	35	63	55.56%
688	50	7	57	13	0	2	72	72	140	51.43%
689	2	0	2	0	0	0	2	2	6	33.33%
690	342	56	398	25	0	4	427	427	796	53.64%
691	664	84	748	61	0	10	819	819	1,337	61.26%
692	17	0	17	1	0	0	18	18	27	66.67%
694	156	44	200	12	0	4	216	216	386	55.96%
696	319	56	375	18	0	5	398	398	677	58.79%
697	284	36	320	17	0	3	340	340	650	52.31%
698	257	22	279	24	0	3	306	306	512	59.77%
705	344	35	379	21	0	1	401	401	711	56.40%
715	347	59	406	29	0	1	436	436	884	49.32%
725	281	35	316	21	0	2	339	339	683	49.63%

Canvass Results Report

Official

Run Time 9:25 AM

Run Date 06/18/2020

Marion County, Oregon

May 19 2020 Primary Election

5/19/2020

Page 55

Official Results

Registered Voters

81070 of 208283 = 38.92%

Precincts Reporting

123 of 123 = 100.00%

Secretary of State - Republican Party - Vote for One

Precinct	Kim Thatcher	Dave W Stauffer	Cast Votes	Undervotes	Overvotes	Misc write-in votes	Absentee Voting Ballots Cast	Total Ballots Cast	Registered Voters	Turnout Percentage
779	195	29	224	21	0	2	247	247	430	57.44%
780	251	15	266	19	0	3	288	288	467	61.67%
781	133	16	149	10	0	4	163	163	266	61.28%
782	85	12	97	11	0	0	108	108	172	62.79%
783	143	13	156	7	0	3	166	166	295	56.27%
784	32	7	39	4	0	0	43	43	82	52.44%
786	93	4	97	5	0	0	102	102	180	56.67%
787	608	69	677	49	0	8	734	734	1,281	57.30%
788	450	60	510	35	0	3	548	548	948	57.81%
789	448	63	511	43	0	1	555	555	1,028	53.99%
790	55	17	72	5	0	1	78	78	135	57.78%
815	191	42	233	22	0	1	256	256	457	56.02%
825	93	16	109	8	0	1	118	118	245	48.16%
835	202	28	230	23	0	2	255	255	388	65.72%
845	391	75	466	34	0	10	510	510	808	63.12%
855	222	48	270	16	0	3	289	289	468	61.75%
865	102	19	121	6	0	2	129	129	242	53.31%
905	30	4	34	4	0	0	38	38	61	62.30%
915	54	6	60	1	0	1	62	62	105	59.05%
925	22	7	29	4	0	0	33	33	63	52.38%

Canvass Results Report

Official

Run Time 9:25 AM

Run Date 06/18/2020

Marion County, Oregon

May 19 2020 Primary Election

5/19/2020

Page 56

Official Results

Registered Voters

81070 of 208283 = 38.92%

Precincts Reporting

123 of 123 = 100.00%

Secretary of State - Republican Party - Vote for One

Precinct	Kim Thatcher	Dave W Stauffer	Cast Votes	Undervotes	Overvotes	Misc write-in votes	Absentee Voting Ballots Cast	Total Ballots Cast	Registered Voters	Turnout Percentage
935	8	3	11	0	0	2	13	13	20	65.00%
981	66	13	79	8	0	2	89	89	133	66.92%
982	0	0	0	0	0	0	0	0	0	0.00%
Totals	27,957	3,521	31,478	2,258	1	321	34,058	34,058	59,358	57.38%

Canvass Results Report

Official

Run Time 9:25 AM

Run Date 06/18/2020

Marion County, Oregon

May 19 2020 Primary Election

5/19/2020

Page 57

Official Results

Registered Voters

81070 of 208283 = 38.92%

Precincts Reporting

123 of 123 = 100.00%

State Treasurer - Democratic Party - Vote for One

Precinct	Tobias Read	Cast Votes	Undervotes	Overvotes	Misc write-in votes	Absentee Voting Ballots Cast	Total Ballots Cast	Registered Voters	Turnout Percentage
310	510	510	168	0	5	683	683	1,119	61.04%
311	648	648	201	0	9	858	858	1,481	57.93%
312	585	585	190	0	8	783	783	1,155	67.79%
320	193	193	68	0	5	266	266	543	48.99%
321	265	265	66	0	5	336	336	675	49.78%
322	31	31	14	0	0	45	45	53	84.91%
323	660	660	200	0	0	860	860	1,309	65.70%
324	10	10	5	0	1	16	16	41	39.02%
325	360	360	103	0	7	470	470	935	50.27%
326	22	22	3	0	0	25	25	49	51.02%
330	504	504	152	0	9	665	665	987	67.38%
331	172	172	52	0	1	225	225	392	57.40%
332	144	144	30	0	2	176	176	465	37.85%
333	176	176	49	0	3	228	228	448	50.89%
334	23	23	9	0	1	33	33	61	54.10%
335	0	0	0	0	0	0	0	0	0.00%
336	0	0	0	0	0	0	0	1	0.00%
337	861	861	248	0	12	1,121	1,121	1,709	65.59%
340	450	450	103	0	7	560	560	924	60.61%
341	544	544	105	0	5	654	654	990	66.06%

Canvass Results Report

Official

Run Time 9:25 AM

Run Date 06/18/2020

Marion County, Oregon

May 19 2020 Primary Election

5/19/2020

Page 58

Official Results

Registered Voters

81070 of 208283 = 38.92%

Precincts Reporting

123 of 123 = 100.00%

State Treasurer - Democratic Party - Vote for One

Precinct	Tobias Read	Cast Votes	Undervotes	Overvotes	Misc write-in votes	Absentee Voting Ballots Cast	Total Ballots Cast	Registered Voters	Turnout Percentage
342	0	0	0	0	0	0	0	0	0.00%
343	668	668	151	0	17	836	836	1,332	62.76%
344	869	869	197	0	6	1,072	1,072	1,750	61.26%
350	353	353	84	0	6	443	443	1,185	37.38%
351	103	103	18	0	2	123	123	292	42.12%
352	63	63	11	0	1	75	75	179	41.90%
353	245	245	64	0	3	312	312	604	51.66%
354	15	15	1	0	0	16	16	42	38.10%
355	9	9	1	0	0	10	10	28	35.71%
356	11	11	4	0	4	19	19	31	61.29%
357	264	264	65	0	2	331	331	801	41.32%
361	56	56	19	0	2	77	77	288	26.74%
362	195	195	58	0	3	256	256	459	55.77%
363	495	495	130	0	15	640	640	1,447	44.23%
364	282	282	73	0	6	361	361	790	45.70%
365	0	0	0	0	0	0	0	0	0.00%
370	598	598	176	0	10	784	784	1,047	74.88%
371	880	880	265	0	8	1,153	1,153	1,540	74.87%
372	268	268	73	0	3	344	344	510	67.45%
373	608	608	151	0	6	765	765	1,102	69.42%

Canvass Results Report

Official

Run Time 9:25 AM

Run Date 06/18/2020

Marion County, Oregon

May 19 2020 Primary Election

5/19/2020

Page 59

Official Results

Registered Voters

81070 of 208283 = 38.92%

Precincts Reporting

123 of 123 = 100.00%

State Treasurer - Democratic Party - Vote for One

Precinct	Tobias Read	Cast Votes	Undervotes	Overvotes	Misc write-in votes	Absentee Voting Ballots Cast	Total Ballots Cast	Registered Voters	Turnout Percentage
374	305	305	83	0	3	391	391	670	58.36%
375	469	469	104	0	7	580	580	1,019	56.92%
376	0	0	0	0	0	0	0	0	0.00%
400	0	0	0	0	0	0	0	0	0.00%
401	458	458	138	0	2	598	598	1,050	56.95%
402	378	378	113	0	5	496	496	784	63.27%
403	520	520	129	0	2	651	651	1,127	57.76%
404	426	426	98	0	15	539	539	1,017	53.00%
405	303	303	92	0	6	401	401	700	57.29%
406	528	528	158	0	2	688	688	1,232	55.84%
407	459	459	105	0	13	577	577	1,280	45.08%
408	13	13	7	0	0	20	20	68	29.41%
505	35	35	12	0	0	47	47	73	64.38%
515	59	59	17	0	1	77	77	138	55.80%
525	136	136	29	0	0	165	165	266	62.03%
535	181	181	66	0	7	254	254	537	47.30%
545	95	95	22	0	6	123	123	318	38.68%
555	248	248	67	0	4	319	319	589	54.16%
577	46	46	16	0	1	63	63	118	53.39%
578	7	7	2	0	0	9	9	16	56.25%

Canvass Results Report

Official

Run Time 9:25 AM

Run Date 06/18/2020

Marion County, Oregon

May 19 2020 Primary Election

5/19/2020

Page 60

Official Results

Registered Voters

81070 of 208283 = 38.92%

Precincts Reporting

123 of 123 = 100.00%

State Treasurer - Democratic Party - Vote for One

Precinct	Tobias Read	Cast Votes	Undervotes	Overvotes	Misc write-in votes	Absentee Voting Ballots Cast	Total Ballots Cast	Registered Voters	Turnout Percentage
579	30	30	9	0	0	39	39	51	76.47%
580	124	124	35	0	2	161	161	287	56.10%
581	338	338	112	0	8	458	458	925	49.51%
582	60	60	19	0	0	79	79	180	43.89%
583	91	91	30	0	3	124	124	249	49.80%
584	1	1	0	0	0	1	1	4	25.00%
586	56	56	16	0	0	72	72	139	51.80%
587	8	8	9	0	0	17	17	29	58.62%
588	7	7	3	0	1	11	11	47	23.40%
589	2	2	2	0	1	5	5	6	83.33%
590	62	62	19	0	0	81	81	148	54.73%
615	18	18	11	0	1	30	30	55	54.55%
625	430	430	128	0	7	565	565	930	60.75%
635	686	686	215	0	9	910	910	1,322	68.84%
645	234	234	88	0	6	328	328	523	62.72%
655	483	483	158	0	10	651	651	1,201	54.20%
674	120	120	37	0	3	160	160	265	60.38%
676	122	122	50	0	7	179	179	269	66.54%
677	40	40	18	0	0	58	58	97	59.79%
678	289	289	83	0	4	376	376	827	45.47%

Canvass Results Report

Official

Run Time 9:25 AM

Run Date 06/18/2020

Marion County, Oregon

May 19 2020 Primary Election

5/19/2020

Page 61

Official Results

Registered Voters

81070 of 208283 = 38.92%

Precincts Reporting

123 of 123 = 100.00%

State Treasurer - Democratic Party - Vote for One

Precinct	Tobias Read	Cast Votes	Undervotes	Overvotes	Misc write-in votes	Absentee Voting Ballots Cast	Total Ballots Cast	Registered Voters	Turnout Percentage
679	106	106	33	0	2	141	141	224	62.95%
680	37	37	9	0	0	46	46	95	48.42%
681	195	195	65	0	4	264	264	384	68.75%
682	363	363	119	0	4	486	486	820	59.27%
683	31	31	4	0	0	35	35	70	50.00%
684	84	84	24	0	5	113	113	184	61.41%
686	10	10	7	0	0	17	17	32	53.13%
687	13	13	3	0	0	16	16	27	59.26%
688	36	36	9	0	1	46	46	83	55.42%
689	1	1	0	0	0	1	1	1	100.00%
690	379	379	92	0	6	477	477	1,125	42.40%
691	557	557	147	0	8	712	712	1,418	50.21%
692	8	8	1	0	0	9	9	10	90.00%
694	162	162	49	0	3	214	214	485	44.12%
696	382	382	104	0	9	495	495	946	52.33%
697	293	293	81	0	4	378	378	853	44.31%
698	128	128	46	0	2	176	176	300	58.67%
705	139	139	41	0	6	186	186	366	50.82%
715	197	197	49	0	2	248	248	526	47.15%
725	151	151	47	0	1	199	199	419	47.49%

Canvass Results Report

Official

Run Time 9:25 AM

Run Date 06/18/2020

Marion County, Oregon

May 19 2020 Primary Election

5/19/2020

Page 62

Official Results

Registered Voters

81070 of 208283 = 38.92%

Precincts Reporting

123 of 123 = 100.00%

State Treasurer - Democratic Party - Vote for One

Precinct	Tobias Read	Cast Votes	Undervotes	Overvotes	Misc write-in votes	Absentee Voting Ballots Cast	Total Ballots Cast	Registered Voters	Turnout Percentage
779	160	160	38	0	4	202	202	315	64.13%
780	193	193	69	0	4	266	266	368	72.28%
781	114	114	38	0	0	152	152	211	72.04%
782	49	49	13	0	2	64	64	105	60.95%
783	68	68	24	0	1	93	93	152	61.18%
784	23	23	12	0	1	36	36	64	56.25%
786	28	28	12	0	0	40	40	77	51.95%
787	326	326	97	0	7	430	430	722	59.56%
788	261	261	59	0	4	324	324	570	56.84%
789	212	212	73	0	7	292	292	543	53.78%
790	18	18	9	0	0	27	27	72	37.50%
815	249	249	55	0	4	308	308	698	44.13%
825	180	180	34	0	2	216	216	512	42.19%
835	224	224	56	0	1	281	281	500	56.20%
845	526	526	129	0	7	662	662	1,002	66.07%
855	326	326	82	0	5	413	413	777	53.15%
865	137	137	28	0	0	165	165	454	36.34%
905	23	23	5	0	0	28	28	43	65.12%
915	32	32	8	0	1	41	41	82	50.00%
925	25	25	8	0	0	33	33	54	61.11%

Canvass Results Report

Official

Run Time 9:25 AM

Run Date 06/18/2020

Marion County, Oregon

May 19 2020 Primary Election

5/19/2020

Page 63

Official Results

Registered Voters

81070 of 208283 = 38.92%

Precincts Reporting

123 of 123 = 100.00%

State Treasurer - Democratic Party - Vote for One

Precinct	Tobias Read	Cast Votes	Undervotes	Overvotes	Misc write-in votes	Absentee Voting Ballots Cast	Total Ballots Cast	Registered Voters	Turnout Percentage
935	2	2	0	0	1	3	3	8	37.50%
981	56	56	14	0	2	72	72	127	56.69%
982	0	0	0	0	0	0	0	0	0.00%
Totals	26,511	26,511	7,400	0	420	34,331	34,331	61,144	56.15%

Canvass Results Report

Official

Run Time 9:25 AM

Run Date 06/18/2020

Marion County, Oregon

May 19 2020 Primary Election

5/19/2020

Page 64

Official Results

Registered Voters

81070 of 208283 = 38.92%

Precincts Reporting

123 of 123 = 100.00%

State Treasurer - Republican Party - Vote for One

Precinct	Jeff Gudman	Cast Votes	Undervotes	Overvotes	Misc write-in votes	Absentee Voting Ballots Cast	Total Ballots Cast	Registered Voters	Turnout Percentage
310	175	175	65	0	4	244	244	455	53.63%
311	312	312	84	0	7	403	403	818	49.27%
312	187	187	61	0	8	256	256	448	57.14%
320	100	100	31	0	1	132	132	270	48.89%
321	89	89	25	0	4	118	118	256	46.09%
322	6	6	2	0	0	8	8	19	42.11%
323	199	199	83	0	3	285	285	520	54.81%
324	11	11	0	0	1	12	12	28	42.86%
325	254	254	62	0	2	318	318	628	50.64%
326	9	9	0	0	0	9	9	17	52.94%
330	358	358	105	0	5	468	468	801	58.43%
331	149	149	31	0	7	187	187	326	57.36%
332	89	89	14	0	1	104	104	262	39.69%
333	192	192	36	0	0	228	228	378	60.32%
334	35	35	8	0	1	44	44	81	54.32%
335	0	0	0	0	0	0	0	0	0.00%
336	2	2	0	0	0	2	2	4	50.00%
337	627	627	180	0	7	814	814	1,329	61.25%
340	423	423	126	0	4	553	553	1,047	52.82%
341	432	432	129	0	8	569	569	1,003	56.73%

Canvass Results Report

Official

Run Time 9:25 AM

Run Date 06/18/2020

Marion County, Oregon

May 19 2020 Primary Election

5/19/2020

Page 65

Official Results

Registered Voters

81070 of 208283 = 38.92%

Precincts Reporting

123 of 123 = 100.00%

State Treasurer - Republican Party - Vote for One

Precinct	Jeff Gudman	Cast Votes	Undervotes	Overvotes	Misc write-in votes	Absentee Voting Ballots Cast	Total Ballots Cast	Registered Voters	Turnout Percentage
342	2	2	0	0	0	2	2	5	40.00%
343	580	580	162	0	7	749	749	1,332	56.23%
344	656	656	165	0	9	830	830	1,517	54.71%
350	202	202	50	0	4	256	256	604	42.38%
351	77	77	12	0	3	92	92	199	46.23%
352	48	48	16	0	2	66	66	132	50.00%
353	215	215	54	0	3	272	272	480	56.67%
354	22	22	6	0	0	28	28	50	56.00%
355	10	10	0	0	0	10	10	22	45.45%
356	3	3	2	0	0	5	5	20	25.00%
357	204	204	53	0	2	259	259	485	53.40%
361	36	36	6	0	1	43	43	140	30.71%
362	93	93	24	0	0	117	117	228	51.32%
363	409	409	99	1	5	514	514	986	52.13%
364	267	267	56	0	2	325	325	572	56.82%
365	0	0	0	0	0	0	0	0	0.00%
370	197	197	68	0	6	271	271	441	61.45%
371	524	524	219	0	12	755	755	1,246	60.59%
372	128	128	42	0	3	173	173	295	58.64%
373	471	471	145	0	8	624	624	960	65.00%

Canvass Results Report

Official

Run Time 9:25 AM

Run Date 06/18/2020

Marion County, Oregon

May 19 2020 Primary Election

5/19/2020

Page 66

Official Results

Registered Voters

81070 of 208283 = 38.92%

Precincts Reporting

123 of 123 = 100.00%

State Treasurer - Republican Party - Vote for One

Precinct	Jeff Gudman	Cast Votes	Undervotes	Overvotes	Misc write-in votes	Absentee Voting Ballots Cast	Total Ballots Cast	Registered Voters	Turnout Percentage
374	271	271	63	0	2	336	336	568	59.15%
375	335	335	89	0	10	434	434	772	56.22%
376	0	0	0	0	0	0	0	0	0.00%
400	0	0	0	0	0	0	0	0	0.00%
401	614	614	222	0	3	839	839	1,376	60.97%
402	493	493	172	0	9	674	674	999	67.47%
403	633	633	177	0	6	816	816	1,374	59.39%
404	464	464	111	0	4	579	579	1,039	55.73%
405	378	378	90	0	5	473	473	798	59.27%
406	569	569	156	0	6	731	731	1,222	59.82%
407	441	441	98	0	13	552	552	1,076	51.30%
408	8	8	5	0	0	13	13	34	38.24%
505	43	43	12	0	1	56	56	118	47.46%
515	74	74	19	0	0	93	93	209	44.50%
525	131	131	26	0	0	157	157	284	55.28%
535	195	195	59	0	1	255	255	501	50.90%
545	76	76	15	0	1	92	92	186	49.46%
555	271	271	109	0	5	385	385	690	55.80%
577	147	147	45	0	1	193	193	284	67.96%
578	8	8	0	0	0	8	8	20	40.00%

Canvass Results Report

Official

Run Time 9:25 AM

Run Date 06/18/2020

Marion County, Oregon

May 19 2020 Primary Election

5/19/2020

Page 67

Official Results

Registered Voters

81070 of 208283 = 38.92%

Precincts Reporting

123 of 123 = 100.00%

State Treasurer - Republican Party - Vote for One

Precinct	Jeff Gudman	Cast Votes	Undervotes	Overvotes	Misc write-in votes	Absentee Voting Ballots Cast	Total Ballots Cast	Registered Voters	Turnout Percentage
579	46	46	14	0	0	60	60	93	64.52%
580	286	286	102	0	0	388	388	645	60.16%
581	603	603	135	0	2	740	740	1,374	53.86%
582	141	141	43	0	0	184	184	344	53.49%
583	273	273	80	0	5	358	358	553	64.74%
584	6	6	2	0	0	8	8	13	61.54%
586	142	142	43	0	0	185	185	286	64.69%
587	33	33	14	0	0	47	47	73	64.38%
588	17	17	2	0	0	19	19	36	52.78%
589	12	12	6	0	0	18	18	25	72.00%
590	188	188	75	0	0	263	263	436	60.32%
615	47	47	13	0	0	60	60	95	63.16%
625	367	367	76	0	3	446	446	862	51.74%
635	573	573	135	0	7	715	715	1,253	57.06%
645	481	481	119	0	3	603	603	937	64.35%
655	853	853	313	0	9	1,175	1,175	1,861	63.14%
674	292	292	81	0	0	373	373	564	66.13%
676	270	270	77	0	1	348	348	603	57.71%
677	64	64	28	0	0	92	92	146	63.01%
678	323	323	68	0	3	394	394	687	57.35%

Canvass Results Report

Official

Run Time 9:25 AM

Run Date 06/18/2020

Marion County, Oregon

May 19 2020 Primary Election

5/19/2020

Page 68

Official Results

Registered Voters

81070 of 208283 = 38.92%

Precincts Reporting

123 of 123 = 100.00%

State Treasurer - Republican Party - Vote for One

Precinct	Jeff Gudman	Cast Votes	Undervotes	Overvotes	Misc write-in votes	Absentee Voting Ballots Cast	Total Ballots Cast	Registered Voters	Turnout Percentage
679	332	332	81	0	1	414	414	626	66.13%
680	107	107	43	0	1	151	151	253	59.68%
681	259	259	74	0	0	333	333	557	59.78%
682	609	609	209	0	8	826	826	1,304	63.34%
683	98	98	32	0	1	131	131	176	74.43%
684	138	138	68	0	0	206	206	354	58.19%
686	48	48	9	0	0	57	57	102	55.88%
687	28	28	7	0	0	35	35	63	55.56%
688	50	50	21	0	1	72	72	140	51.43%
689	2	2	0	0	0	2	2	6	33.33%
690	347	347	78	0	2	427	427	796	53.64%
691	615	615	192	0	12	819	819	1,337	61.26%
692	11	11	7	0	0	18	18	27	66.67%
694	179	179	32	0	5	216	216	386	55.96%
696	323	323	72	0	3	398	398	677	58.79%
697	273	273	65	0	2	340	340	650	52.31%
698	244	244	60	0	2	306	306	512	59.77%
705	330	330	70	0	1	401	401	711	56.40%
715	358	358	74	0	4	436	436	884	49.32%
725	272	272	65	0	2	339	339	683	49.63%

Canvass Results Report

Official

Run Time 9:25 AM

Run Date 06/18/2020

Marion County, Oregon

May 19 2020 Primary Election

5/19/2020

Page 69

Official Results

Registered Voters

81070 of 208283 = 38.92%

Precincts Reporting

123 of 123 = 100.00%

State Treasurer - Republican Party - Vote for One

Precinct	Jeff Gudman	Cast Votes	Undervotes	Overvotes	Misc write-in votes	Absentee Voting Ballots Cast	Total Ballots Cast	Registered Voters	Turnout Percentage
779	180	180	67	0	0	247	247	430	57.44%
780	224	224	60	0	4	288	288	467	61.67%
781	127	127	32	0	4	163	163	266	61.28%
782	83	83	25	0	0	108	108	172	62.79%
783	136	136	30	0	0	166	166	295	56.27%
784	31	31	12	0	0	43	43	82	52.44%
786	71	71	31	0	0	102	102	180	56.67%
787	568	568	162	0	4	734	734	1,281	57.30%
788	430	430	116	0	2	548	548	948	57.81%
789	423	423	130	0	2	555	555	1,028	53.99%
790	58	58	20	0	0	78	78	135	57.78%
815	213	213	43	0	0	256	256	457	56.02%
825	98	98	19	0	1	118	118	245	48.16%
835	182	182	73	0	0	255	255	388	65.72%
845	398	398	103	0	9	510	510	808	63.12%
855	233	233	54	0	2	289	289	468	61.75%
865	104	104	23	0	2	129	129	242	53.31%
905	27	27	11	0	0	38	38	61	62.30%
915	54	54	7	0	1	62	62	105	59.05%
925	27	27	5	0	1	33	33	63	52.38%

Canvass Results Report

Official

Run Time 9:25 AM

Run Date 06/18/2020

Marion County, Oregon

May 19 2020 Primary Election

5/19/2020

Page 70

Official Results

Registered Voters

81070 of 208283 = 38.92%

Precincts Reporting

123 of 123 = 100.00%

State Treasurer - Republican Party - Vote for One

Precinct	Jeff Gudman	Cast Votes	Undervotes	Overvotes	Misc write-in votes	Absentee Voting Ballots Cast	Total Ballots Cast	Registered Voters	Turnout Percentage
935	12	12	1	0	0	13	13	20	65.00%
981	62	62	23	0	4	89	89	133	66.92%
982	0	0	0	0	0	0	0	0	0.00%
Totals	26,325	26,325	7,421	1	311	34,058	34,058	59,358	57.38%

Canvass Results Report

Official

Run Time 9:25 AM

Run Date 06/18/2020

Marion County, Oregon

May 19 2020 Primary Election

5/19/2020

Page 71

Official Results

Registered Voters
81070 of 208283 = 38.92%

Precincts Reporting
123 of 123 = 100.00%

Attorney General - Democratic Party - Vote for One

Precinct	Ellen Rosenblum	Cast Votes	Undervotes	Overvotes	Misc write-in votes	Absentee Voting Ballots Cast	Total Ballots Cast	Registered Voters	Turnout Percentage
310	524	524	154	0	5	683	683	1,119	61.04%
311	670	670	179	0	9	858	858	1,481	57.93%
312	608	608	165	0	10	783	783	1,155	67.79%
320	204	204	60	0	2	266	266	543	48.99%
321	277	277	55	0	4	336	336	675	49.78%
322	31	31	14	0	0	45	45	53	84.91%
323	696	696	162	0	2	860	860	1,309	65.70%
324	11	11	5	0	0	16	16	41	39.02%
325	367	367	96	0	7	470	470	935	50.27%
326	23	23	2	0	0	25	25	49	51.02%
330	523	523	133	0	9	665	665	987	67.38%
331	182	182	41	0	2	225	225	392	57.40%
332	146	146	27	0	3	176	176	465	37.85%
333	182	182	42	0	4	228	228	448	50.89%
334	27	27	5	0	1	33	33	61	54.10%
335	0	0	0	0	0	0	0	0	0.00%
336	0	0	0	0	0	0	0	1	0.00%
337	887	887	225	0	9	1,121	1,121	1,709	65.59%
340	461	461	92	0	7	560	560	924	60.61%
341	550	550	98	0	6	654	654	990	66.06%

Canvass Results Report

Official

Run Time 9:25 AM

Run Date 06/18/2020

Marion County, Oregon

May 19 2020 Primary Election

5/19/2020

Page 72

Official Results

Registered Voters

81070 of 208283 = 38.92%

Precincts Reporting

123 of 123 = 100.00%

Attorney General - Democratic Party - Vote for One

Precinct	Ellen Rosenblum	Cast Votes	Undervotes	Overvotes	Misc write-in votes	Absentee Voting Ballots Cast	Total Ballots Cast	Registered Voters	Turnout Percentage
342	0	0	0	0	0	0	0	0	0.00%
343	687	687	141	0	8	836	836	1,332	62.76%
344	905	905	163	0	4	1,072	1,072	1,750	61.26%
350	363	363	76	0	4	443	443	1,185	37.38%
351	106	106	16	0	1	123	123	292	42.12%
352	65	65	10	0	0	75	75	179	41.90%
353	255	255	56	0	1	312	312	604	51.66%
354	14	14	1	0	1	16	16	42	38.10%
355	9	9	1	0	0	10	10	28	35.71%
356	12	12	7	0	0	19	19	31	61.29%
357	270	270	59	0	2	331	331	801	41.32%
361	59	59	16	0	2	77	77	288	26.74%
362	210	210	43	0	3	256	256	459	55.77%
363	510	510	120	0	10	640	640	1,447	44.23%
364	286	286	69	0	6	361	361	790	45.70%
365	0	0	0	0	0	0	0	0	0.00%
370	628	628	144	0	12	784	784	1,047	74.88%
371	915	915	234	0	4	1,153	1,153	1,540	74.87%
372	275	275	67	0	2	344	344	510	67.45%
373	618	618	143	0	4	765	765	1,102	69.42%

Canvass Results Report

Official

Run Time 9:25 AM

Run Date 06/18/2020

Marion County, Oregon

May 19 2020 Primary Election

5/19/2020

Page 73

Official Results

Registered Voters

81070 of 208283 = 38.92%

Precincts Reporting

123 of 123 = 100.00%

Attorney General - Democratic Party - Vote for One

Precinct	Ellen Rosenblum	Cast Votes	Undervotes	Overvotes	Misc write-in votes	Absentee Voting Ballots Cast	Total Ballots Cast	Registered Voters	Turnout Percentage
374	311	311	71	0	9	391	391	670	58.36%
375	487	487	90	0	3	580	580	1,019	56.92%
376	0	0	0	0	0	0	0	0	0.00%
400	0	0	0	0	0	0	0	0	0.00%
401	467	467	128	0	3	598	598	1,050	56.95%
402	397	397	92	0	7	496	496	784	63.27%
403	529	529	117	0	5	651	651	1,127	57.76%
404	435	435	93	0	11	539	539	1,017	53.00%
405	312	312	86	0	3	401	401	700	57.29%
406	540	540	146	0	2	688	688	1,232	55.84%
407	474	474	93	0	10	577	577	1,280	45.08%
408	14	14	6	0	0	20	20	68	29.41%
505	36	36	11	0	0	47	47	73	64.38%
515	59	59	16	0	2	77	77	138	55.80%
525	138	138	27	0	0	165	165	266	62.03%
535	181	181	67	0	6	254	254	537	47.30%
545	102	102	18	0	3	123	123	318	38.68%
555	257	257	58	0	4	319	319	589	54.16%
577	49	49	14	0	0	63	63	118	53.39%
578	7	7	2	0	0	9	9	16	56.25%

Canvass Results Report

Official

Run Time 9:25 AM

Run Date 06/18/2020

Marion County, Oregon

May 19 2020 Primary Election

5/19/2020

Page 74

Official Results

Registered Voters

81070 of 208283 = 38.92%

Precincts Reporting

123 of 123 = 100.00%

Attorney General - Democratic Party - Vote for One

Precinct	Ellen Rosenblum	Cast Votes	Undervotes	Overvotes	Misc write-in votes	Absentee Voting Ballots Cast	Total Ballots Cast	Registered Voters	Turnout Percentage
579	31	31	8	0	0	39	39	51	76.47%
580	121	121	38	0	2	161	161	287	56.10%
581	344	344	106	0	8	458	458	925	49.51%
582	60	60	19	0	0	79	79	180	43.89%
583	92	92	30	0	2	124	124	249	49.80%
584	1	1	0	0	0	1	1	4	25.00%
586	55	55	17	0	0	72	72	139	51.80%
587	8	8	9	0	0	17	17	29	58.62%
588	10	10	1	0	0	11	11	47	23.40%
589	3	3	1	0	1	5	5	6	83.33%
590	63	63	17	0	1	81	81	148	54.73%
615	20	20	10	0	0	30	30	55	54.55%
625	448	448	113	0	4	565	565	930	60.75%
635	704	704	200	0	6	910	910	1,322	68.84%
645	242	242	78	0	8	328	328	523	62.72%
655	487	487	153	0	11	651	651	1,201	54.20%
674	122	122	33	0	5	160	160	265	60.38%
676	126	126	45	0	8	179	179	269	66.54%
677	43	43	15	0	0	58	58	97	59.79%
678	299	299	74	0	3	376	376	827	45.47%

Canvass Results Report

Official

Run Time 9:25 AM

Run Date 06/18/2020

Marion County, Oregon

May 19 2020 Primary Election

5/19/2020

Page 75

Official Results

Registered Voters

81070 of 208283 = 38.92%

Precincts Reporting

123 of 123 = 100.00%

Attorney General - Democratic Party - Vote for One

Precinct	Ellen Rosenblum	Cast Votes	Undervotes	Overvotes	Misc write-in votes	Absentee Voting Ballots Cast	Total Ballots Cast	Registered Voters	Turnout Percentage
679	107	107	31	0	3	141	141	224	62.95%
680	39	39	7	0	0	46	46	95	48.42%
681	203	203	59	0	2	264	264	384	68.75%
682	374	374	108	0	4	486	486	820	59.27%
683	30	30	5	0	0	35	35	70	50.00%
684	86	86	22	0	5	113	113	184	61.41%
686	10	10	7	0	0	17	17	32	53.13%
687	14	14	2	0	0	16	16	27	59.26%
688	38	38	8	0	0	46	46	83	55.42%
689	1	1	0	0	0	1	1	1	100.00%
690	394	394	77	0	6	477	477	1,125	42.40%
691	573	573	130	0	9	712	712	1,418	50.21%
692	8	8	1	0	0	9	9	10	90.00%
694	172	172	41	0	1	214	214	485	44.12%
696	397	397	91	0	7	495	495	946	52.33%
697	298	298	76	0	4	378	378	853	44.31%
698	131	131	43	0	2	176	176	300	58.67%
705	146	146	35	0	5	186	186	366	50.82%
715	201	201	41	0	6	248	248	526	47.15%
725	153	153	45	0	1	199	199	419	47.49%

Canvass Results Report

Official

Run Time 9:25 AM

Run Date 06/18/2020

Marion County, Oregon

May 19 2020 Primary Election

5/19/2020

Page 76

Official Results

Registered Voters

81070 of 208283 = 38.92%

Precincts Reporting

123 of 123 = 100.00%

Attorney General - Democratic Party - Vote for One

Precinct	Ellen Rosenblum	Cast Votes	Undervotes	Overvotes	Misc write-in votes	Absentee Voting Ballots Cast	Total Ballots Cast	Registered Voters	Turnout Percentage
779	163	163	33	0	6	202	202	315	64.13%
780	209	209	50	0	7	266	266	368	72.28%
781	120	120	32	0	0	152	152	211	72.04%
782	52	52	11	0	1	64	64	105	60.95%
783	71	71	21	0	1	93	93	152	61.18%
784	25	25	11	0	0	36	36	64	56.25%
786	31	31	8	0	1	40	40	77	51.95%
787	335	335	85	0	10	430	430	722	59.56%
788	273	273	48	0	3	324	324	570	56.84%
789	218	218	67	0	7	292	292	543	53.78%
790	17	17	9	0	1	27	27	72	37.50%
815	256	256	49	0	3	308	308	698	44.13%
825	180	180	34	0	2	216	216	512	42.19%
835	237	237	43	0	1	281	281	500	56.20%
845	540	540	116	0	6	662	662	1,002	66.07%
855	338	338	70	0	5	413	413	777	53.15%
865	145	145	19	0	1	165	165	454	36.34%
905	23	23	5	0	0	28	28	43	65.12%
915	37	37	3	0	1	41	41	82	50.00%
925	24	24	8	0	1	33	33	54	61.11%

Canvass Results Report

Official

Run Time 9:25 AM

Run Date 06/18/2020

Marion County, Oregon

May 19 2020 Primary Election

5/19/2020

Page 77

Official Results

Registered Voters

81070 of 208283 = 38.92%

Precincts Reporting

123 of 123 = 100.00%

Attorney General - Democratic Party - Vote for One

Precinct	Ellen Rosenblum	Cast Votes	Undervotes	Overvotes	Misc write-in votes	Absentee Voting Ballots Cast	Total Ballots Cast	Registered Voters	Turnout Percentage
935	2	2	0	0	1	3	3	8	37.50%
981	54	54	15	0	3	72	72	127	56.69%
982	0	0	0	0	0	0	0	0	0.00%
Totals	27,355	27,355	6,589	0	387	34,331	34,331	61,144	56.15%

Canvass Results Report

Official

Run Time 9:25 AM

Run Date 06/18/2020

Marion County, Oregon

May 19 2020 Primary Election

5/19/2020

Page 78

Official Results

Registered Voters

81070 of 208283 = 38.92%

Precincts Reporting

123 of 123 = 100.00%

Attorney General - Republican Party - Vote for One

Precinct	Michael Cross	Cast Votes	Undervotes	Overvotes	Misc write-in votes	Absentee Voting Ballots Cast	Total Ballots Cast	Registered Voters	Turnout Percentage
310	168	168	67	0	9	244	244	455	53.63%
311	276	276	100	0	27	403	403	818	49.27%
312	181	181	60	0	15	256	256	448	57.14%
320	95	95	34	0	3	132	132	270	48.89%
321	83	83	26	0	9	118	118	256	46.09%
322	6	6	2	0	0	8	8	19	42.11%
323	189	189	86	0	10	285	285	520	54.81%
324	10	10	0	0	2	12	12	28	42.86%
325	238	238	70	0	10	318	318	628	50.64%
326	8	8	0	0	1	9	9	17	52.94%
330	336	336	111	1	20	468	468	801	58.43%
331	146	146	34	0	7	187	187	326	57.36%
332	79	79	18	0	7	104	104	262	39.69%
333	172	172	49	0	7	228	228	378	60.32%
334	34	34	9	0	1	44	44	81	54.32%
335	0	0	0	0	0	0	0	0	0.00%
336	2	2	0	0	0	2	2	4	50.00%
337	588	588	193	0	33	814	814	1,329	61.25%
340	405	405	137	0	11	553	553	1,047	52.82%
341	420	420	139	0	10	569	569	1,003	56.73%

Canvass Results Report

Official

Run Time 9:25 AM

Run Date 06/18/2020

Marion County, Oregon

May 19 2020 Primary Election

5/19/2020

Page 79

Official Results

Registered Voters

81070 of 208283 = 38.92%

Precincts Reporting

123 of 123 = 100.00%

Attorney General - Republican Party - Vote for One

Precinct	Michael Cross	Cast Votes	Undervotes	Overvotes	Misc write-in votes	Absentee Voting Ballots Cast	Total Ballots Cast	Registered Voters	Turnout Percentage
342	2	2	0	0	0	2	2	5	40.00%
343	536	536	187	0	26	749	749	1,332	56.23%
344	615	615	194	0	21	830	830	1,517	54.71%
350	184	184	54	0	18	256	256	604	42.38%
351	77	77	13	0	2	92	92	199	46.23%
352	45	45	15	0	6	66	66	132	50.00%
353	208	208	57	0	7	272	272	480	56.67%
354	21	21	7	0	0	28	28	50	56.00%
355	9	9	1	0	0	10	10	22	45.45%
356	3	3	2	0	0	5	5	20	25.00%
357	192	192	55	0	12	259	259	485	53.40%
361	36	36	7	0	0	43	43	140	30.71%
362	86	86	26	0	5	117	117	228	51.32%
363	394	394	102	0	18	514	514	986	52.13%
364	243	243	62	0	20	325	325	572	56.82%
365	0	0	0	0	0	0	0	0	0.00%
370	175	175	82	0	14	271	271	441	61.45%
371	471	471	265	0	19	755	755	1,246	60.59%
372	115	115	54	0	4	173	173	295	58.64%
373	424	424	176	0	24	624	624	960	65.00%

Canvass Results Report

Official

Run Time 9:25 AM

Run Date 06/18/2020

Marion County, Oregon

May 19 2020 Primary Election

5/19/2020

Page 80

Official Results

Registered Voters

81070 of 208283 = 38.92%

Precincts Reporting

123 of 123 = 100.00%

Attorney General - Republican Party - Vote for One

Precinct	Michael Cross	Cast Votes	Undervotes	Overvotes	Misc write-in votes	Absentee Voting Ballots Cast	Total Ballots Cast	Registered Voters	Turnout Percentage
374	246	246	79	0	11	336	336	568	59.15%
375	306	306	98	0	30	434	434	772	56.22%
376	0	0	0	0	0	0	0	0	0.00%
400	0	0	0	0	0	0	0	0	0.00%
401	575	575	235	0	29	839	839	1,376	60.97%
402	466	466	189	0	19	674	674	999	67.47%
403	583	583	208	0	25	816	816	1,374	59.39%
404	430	430	124	0	25	579	579	1,039	55.73%
405	351	351	104	0	18	473	473	798	59.27%
406	520	520	168	0	43	731	731	1,222	59.82%
407	412	412	117	0	23	552	552	1,076	51.30%
408	7	7	5	0	1	13	13	34	38.24%
505	36	36	19	0	1	56	56	118	47.46%
515	66	66	21	0	6	93	93	209	44.50%
525	121	121	33	0	3	157	157	284	55.28%
535	157	157	79	0	19	255	255	501	50.90%
545	75	75	15	0	2	92	92	186	49.46%
555	264	264	105	0	16	385	385	690	55.80%
577	135	135	53	0	5	193	193	284	67.96%
578	8	8	0	0	0	8	8	20	40.00%

Canvass Results Report

Official

Run Time 9:25 AM

Run Date 06/18/2020

Marion County, Oregon

May 19 2020 Primary Election

5/19/2020

Page 81

Official Results

Registered Voters

81070 of 208283 = 38.92%

Precincts Reporting

123 of 123 = 100.00%

Attorney General - Republican Party - Vote for One

Precinct	Michael Cross	Cast Votes	Undervotes	Overvotes	Misc write-in votes	Absentee Voting Ballots Cast	Total Ballots Cast	Registered Voters	Turnout Percentage
579	45	45	13	0	2	60	60	93	64.52%
580	267	267	113	0	8	388	388	645	60.16%
581	542	542	169	0	29	740	740	1,374	53.86%
582	123	123	48	0	13	184	184	344	53.49%
583	250	250	95	0	13	358	358	553	64.74%
584	6	6	2	0	0	8	8	13	61.54%
586	136	136	44	0	5	185	185	286	64.69%
587	30	30	14	0	3	47	47	73	64.38%
588	15	15	2	0	2	19	19	36	52.78%
589	12	12	6	0	0	18	18	25	72.00%
590	176	176	78	0	9	263	263	436	60.32%
615	46	46	11	0	3	60	60	95	63.16%
625	348	348	83	0	15	446	446	862	51.74%
635	527	527	165	0	23	715	715	1,253	57.06%
645	453	453	131	0	19	603	603	937	64.35%
655	789	789	328	0	58	1,175	1,175	1,861	63.14%
674	270	270	76	0	27	373	373	564	66.13%
676	255	255	84	0	9	348	348	603	57.71%
677	59	59	26	0	7	92	92	146	63.01%
678	309	309	75	0	10	394	394	687	57.35%

Canvass Results Report

Official

Run Time 9:25 AM

Run Date 06/18/2020

Marion County, Oregon

May 19 2020 Primary Election

5/19/2020

Page 82

Official Results

Registered Voters
81070 of 208283 = 38.92%

Precincts Reporting
123 of 123 = 100.00%

Attorney General - Republican Party - Vote for One

Precinct	Michael Cross	Cast Votes	Undervotes	Overvotes	Misc write-in votes	Absentee Voting Ballots Cast	Total Ballots Cast	Registered Voters	Turnout Percentage
679	303	303	93	0	18	414	414	626	66.13%
680	101	101	47	0	3	151	151	253	59.68%
681	237	237	81	0	15	333	333	557	59.78%
682	589	589	221	0	16	826	826	1,304	63.34%
683	87	87	38	0	6	131	131	176	74.43%
684	129	129	69	0	8	206	206	354	58.19%
686	45	45	12	0	0	57	57	102	55.88%
687	26	26	9	0	0	35	35	63	55.56%
688	47	47	24	0	1	72	72	140	51.43%
689	2	2	0	0	0	2	2	6	33.33%
690	316	316	89	0	22	427	427	796	53.64%
691	571	571	212	0	36	819	819	1,337	61.26%
692	12	12	6	0	0	18	18	27	66.67%
694	169	169	36	0	11	216	216	386	55.96%
696	308	308	83	0	7	398	398	677	58.79%
697	257	257	61	0	22	340	340	650	52.31%
698	218	218	69	0	19	306	306	512	59.77%
705	304	304	77	0	20	401	401	711	56.40%
715	333	333	80	0	23	436	436	884	49.32%
725	261	261	65	0	13	339	339	683	49.63%

Canvass Results Report

Official

Run Time 9:25 AM

Run Date 06/18/2020

Marion County, Oregon

May 19 2020 Primary Election

5/19/2020

Page 83

Official Results

Registered Voters

81070 of 208283 = 38.92%

Precincts Reporting

123 of 123 = 100.00%

Attorney General - Republican Party - Vote for One

Precinct	Michael Cross	Cast Votes	Undervotes	Overvotes	Misc write-in votes	Absentee Voting Ballots Cast	Total Ballots Cast	Registered Voters	Turnout Percentage
779	166	166	72	0	9	247	247	430	57.44%
780	199	199	73	0	16	288	288	467	61.67%
781	114	114	42	0	7	163	163	266	61.28%
782	73	73	31	0	4	108	108	172	62.79%
783	126	126	36	0	4	166	166	295	56.27%
784	26	26	12	0	5	43	43	82	52.44%
786	64	64	33	0	5	102	102	180	56.67%
787	514	514	176	0	44	734	734	1,281	57.30%
788	396	396	128	0	24	548	548	948	57.81%
789	374	374	145	0	36	555	555	1,028	53.99%
790	55	55	17	0	6	78	78	135	57.78%
815	197	197	55	0	4	256	256	457	56.02%
825	89	89	27	0	2	118	118	245	48.16%
835	179	179	69	0	7	255	255	388	65.72%
845	386	386	115	0	9	510	510	808	63.12%
855	234	234	53	0	2	289	289	468	61.75%
865	86	86	33	0	10	129	129	242	53.31%
905	24	24	10	0	4	38	38	61	62.30%
915	53	53	7	0	2	62	62	105	59.05%
925	27	27	6	0	0	33	33	63	52.38%

Canvass Results Report

Official

Run Time 9:25 AM

Run Date 06/18/2020

Marion County, Oregon

May 19 2020 Primary Election

5/19/2020

Page 84

Official Results

Registered Voters

81070 of 208283 = 38.92%

Precincts Reporting

123 of 123 = 100.00%

Attorney General - Republican Party - Vote for One

Precinct	Michael Cross	Cast Votes	Undervotes	Overvotes	Misc write-in votes	Absentee Voting Ballots Cast	Total Ballots Cast	Registered Voters	Turnout Percentage
935	11	11	2	0	0	13	13	20	65.00%
981	56	56	27	0	6	89	89	133	66.92%
982	0	0	0	0	0	0	0	0	0.00%
Totals	24,452	24,452	8,250	1	1,355	34,058	34,058	59,358	57.38%

Canvass Results Report

Official

Run Time 9:25 AM

Run Date 06/18/2020

Marion County, Oregon

May 19 2020 Primary Election

5/19/2020

Page 85

Official Results

Registered Voters

81070 of 208283 = 38.92%

Precincts Reporting

123 of 123 = 100.00%

State Senator, 9th District - Democratic Party - Vote for One

Precinct	Jim Hinsvark	Cast Votes	Undervotes	Overvotes	Misc write-in votes	Absentee Voting Ballots Cast	Total Ballots Cast	Registered Voters	Turnout Percentage
351	100	100	20	0	3	123	123	292	42.12%
515	58	58	18	0	1	77	77	138	55.80%
525	130	130	34	0	1	165	165	266	62.03%
535	172	172	79	0	3	254	254	537	47.30%
555	245	245	71	0	3	319	319	589	54.16%
579	30	30	9	0	0	39	39	51	76.47%
581	319	319	129	0	10	458	458	925	49.51%
583	87	87	33	0	4	124	124	249	49.80%
586	49	49	22	0	1	72	72	139	51.80%
587	9	9	8	0	0	17	17	29	58.62%
590	63	63	18	0	0	81	81	148	54.73%
615	19	19	11	0	0	30	30	55	54.55%
625	419	419	143	0	3	565	565	930	60.75%
635	650	650	251	0	9	910	910	1,322	68.84%
645	231	231	88	0	9	328	328	523	62.72%
655	461	461	179	0	11	651	651	1,201	54.20%
674	117	117	37	0	6	160	160	265	60.38%
676	122	122	49	0	8	179	179	269	66.54%
677	34	34	23	0	1	58	58	97	59.79%
679	98	98	40	0	3	141	141	224	62.95%

Canvass Results Report

Official

Run Time 9:25 AM

Run Date 06/18/2020

Marion County, Oregon

May 19 2020 Primary Election

5/19/2020

Page 86

Official Results

Registered Voters

81070 of 208283 = 38.92%

Precincts Reporting

123 of 123 = 100.00%

State Senator, 9th District - Democratic Party - Vote for One

Precinct	Jim Hinsvark	Cast Votes	Undervotes	Overvotes	Misc write-in votes	Absentee Voting Ballots Cast	Total Ballots Cast	Registered Voters	Turnout Percentage
680	39	39	7	0	0	46	46	95	48.42%
681	192	192	68	0	4	264	264	384	68.75%
683	29	29	5	0	1	35	35	70	50.00%
684	83	83	25	0	5	113	113	184	61.41%
689	1	1	0	0	0	1	1	1	100.00%
692	8	8	1	0	0	9	9	10	90.00%
698	126	126	48	0	2	176	176	300	58.67%
786	25	25	14	0	1	40	40	77	51.95%
790	16	16	9	0	2	27	27	72	37.50%
905	21	21	7	0	0	28	28	43	65.12%
915	29	29	10	0	2	41	41	82	50.00%
925	24	24	9	0	0	33	33	54	61.11%
935	2	2	0	0	1	3	3	8	37.50%
981	53	53	16	0	3	72	72	127	56.69%
Totals	4,061	4,061	1,481	0	97	5,639	5,639	9,756	57.80%

Canvass Results Report

Official

Run Time 9:25 AM

Run Date 06/18/2020

Marion County, Oregon

May 19 2020 Primary Election

5/19/2020

Page 87

Official Results

Registered Voters

81070 of 208283 = 38.92%

Precincts Reporting

123 of 123 = 100.00%

State Senator, 9th District - Republican Party - Vote for One

Precinct	Fred Frank Girod	Cast Votes	Undervotes	Overvotes	Misc write-in votes	Absentee Voting Ballots Cast	Total Ballots Cast	Registered Voters	Turnout Percentage
351	82	82	10	0	0	92	92	199	46.23%
515	72	72	21	0	0	93	93	209	44.50%
525	134	134	23	0	0	157	157	284	55.28%
535	186	186	69	0	0	255	255	501	50.90%
555	307	307	72	0	6	385	385	690	55.80%
579	49	49	11	0	0	60	60	93	64.52%
581	599	599	135	0	6	740	740	1,374	53.86%
583	283	283	72	0	3	358	358	553	64.74%
586	150	150	35	0	0	185	185	286	64.69%
587	36	36	11	0	0	47	47	73	64.38%
590	209	209	54	0	0	263	263	436	60.32%
615	50	50	10	0	0	60	60	95	63.16%
625	385	385	58	0	3	446	446	862	51.74%
635	596	596	110	0	9	715	715	1,253	57.06%
645	523	523	76	0	4	603	603	937	64.35%
655	977	977	190	0	8	1,175	1,175	1,861	63.14%
674	319	319	51	0	3	373	373	564	66.13%
676	290	290	57	0	1	348	348	603	57.71%
677	68	68	24	0	0	92	92	146	63.01%
679	360	360	52	0	2	414	414	626	66.13%

Canvass Results Report

Official

Run Time 9:25 AM

Run Date 06/18/2020

Marion County, Oregon

May 19 2020 Primary Election

5/19/2020

Page 88

Official Results

Registered Voters

81070 of 208283 = 38.92%

Precincts Reporting

123 of 123 = 100.00%

State Senator, 9th District - Republican Party - Vote for One

Precinct	Fred Frank Girod	Cast Votes	Undervotes	Overvotes	Misc write-in votes	Absentee Voting Ballots Cast	Total Ballots Cast	Registered Voters	Turnout Percentage
680	124	124	27	0	0	151	151	253	59.68%
681	279	279	54	0	0	333	333	557	59.78%
683	105	105	26	0	0	131	131	176	74.43%
684	148	148	58	0	0	206	206	354	58.19%
689	2	2	0	0	0	2	2	6	33.33%
692	16	16	2	0	0	18	18	27	66.67%
698	263	263	42	0	1	306	306	512	59.77%
786	84	84	16	0	2	102	102	180	56.67%
790	61	61	17	0	0	78	78	135	57.78%
905	32	32	6	0	0	38	38	61	62.30%
915	53	53	8	0	1	62	62	105	59.05%
925	28	28	5	0	0	33	33	63	52.38%
935	10	10	1	0	2	13	13	20	65.00%
981	69	69	16	0	4	89	89	133	66.92%
Totals	6,949	6,949	1,419	0	55	8,423	8,423	14,227	59.20%

Canvass Results Report

Official

Run Time 9:25 AM

Run Date 06/18/2020

Marion County, Oregon

May 19 2020 Primary Election

5/19/2020

Page 90

Official Results

Registered Voters

81070 of 208283 = 38.92%

Precincts Reporting

123 of 123 = 100.00%

State Senator, 10th District - Democratic Party - Vote for One

Precinct	Charles Womble	Deb Patterson	Cast Votes	Undervotes	Overvotes	Misc write-in votes	Absentee Voting Ballots Cast	Total Ballots Cast	Registered Voters	Turnout Percentage
682	43	349	392	89	0	5	486	486	820	59.27%
686	3	8	11	5	0	1	17	17	32	53.13%
687	2	13	15	1	0	0	16	16	27	59.26%
688	1	37	38	8	0	0	46	46	83	55.42%
697	50	262	312	62	0	4	378	378	853	44.31%
705	20	139	159	22	0	5	186	186	366	50.82%
715	26	188	214	32	0	2	248	248	526	47.15%
779	14	159	173	23	0	6	202	202	315	64.13%
780	21	196	217	44	0	5	266	266	368	72.28%
781	7	128	135	17	0	0	152	152	211	72.04%
782	9	45	54	9	0	1	64	64	105	60.95%
783	10	70	80	12	0	1	93	93	152	61.18%
784	0	30	30	6	0	0	36	36	64	56.25%
787	60	307	367	58	0	5	430	430	722	59.56%
Totals	945	9,312	10,257	1,520	1	115	11,893	11,893	19,478	61.06%

Canvass Results Report

Official

Run Time 9:25 AM

Run Date 06/18/2020

Marion County, Oregon

May 19 2020 Primary Election

5/19/2020

Page 92

Official Results

Registered Voters

81070 of 208283 = 38.92%

Precincts Reporting

123 of 123 = 100.00%

State Senator, 10th District - Republican Party - Vote for One

Precinct	Denyc Boles	Cast Votes	Undervotes	Overvotes	Misc write-in votes	Absentee Voting Ballots Cast	Total Ballots Cast	Registered Voters	Turnout Percentage
682	656	656	165	0	5	826	826	1,304	63.34%
686	49	49	8	0	0	57	57	102	55.88%
687	28	28	7	0	0	35	35	63	55.56%
688	58	58	14	0	0	72	72	140	51.43%
697	289	289	50	0	1	340	340	650	52.31%
705	349	349	49	0	3	401	401	711	56.40%
715	375	375	59	0	2	436	436	884	49.32%
779	210	210	36	0	1	247	247	430	57.44%
780	232	232	53	0	3	288	288	467	61.67%
781	133	133	25	0	5	163	163	266	61.28%
782	82	82	26	0	0	108	108	172	62.79%
783	134	134	31	0	1	166	166	295	56.27%
784	32	32	10	0	1	43	43	82	52.44%
787	602	602	121	0	11	734	734	1,281	57.30%
Totals	9,070	9,070	1,924	1	109	11,104	11,104	19,397	57.25%

Canvass Results Report

Official

Run Time 9:25 AM

Run Date 06/18/2020

Marion County, Oregon

May 19 2020 Primary Election

5/19/2020

Page 93

Official Results

Registered Voters

81070 of 208283 = 38.92%

Precincts Reporting

123 of 123 = 100.00%

State Senator, 12th District - Democratic Party - Vote for One

Precinct	Arianna (Ari) M Blunt	Bernadette Hansen	Ross Swartzendruber	Lisa Pool	Cast Votes	Undervotes	Overvotes	Misc write-in votes	Absentee Voting Ballots Cast	Total Ballots Cast	Registered Voters	Turnout Percentage
725	25	48	51	45	169	27	0	3	199	199	419	47.49%
788	28	110	84	48	270	47	0	7	324	324	570	56.84%
789	28	60	88	61	237	46	0	9	292	292	543	53.78%
Totals	81	218	223	154	676	120	0	19	815	815	1,532	53.20%

Canvass Results Report

Official

Run Time 9:25 AM

Run Date 06/18/2020

Marion County, Oregon

May 19 2020 Primary Election

5/19/2020

Page 94

Official Results

Registered Voters

81070 of 208283 = 38.92%

Precincts Reporting

123 of 123 = 100.00%

State Senator, 12th District - Republican Party - Vote for One

Precinct	Brian J Boquist	Cast Votes	Undervotes	Overvotes	Misc write-in votes	Absentee Voting Ballots Cast	Total Ballots Cast	Registered Voters	Turnout Percentage
725	280	280	57	0	2	339	339	683	49.63%
788	443	443	98	0	7	548	548	948	57.81%
789	451	451	99	0	5	555	555	1,028	53.99%
Totals	1,174	1,174	254	0	14	1,442	1,442	2,659	54.23%

Canvass Results Report

Official

Run Time 9:25 AM

Run Date 06/18/2020

Marion County, Oregon

May 19 2020 Primary Election

5/19/2020

Page 97

Official Results

Registered Voters

81070 of 208283 = 38.92%

Precincts Reporting

123 of 123 = 100.00%

State Representative, 17th District - Democratic Party - Vote for One

Precinct	Paige Hook	Cast Votes	Undervotes	Overvotes	Misc write-in votes	Absentee Voting Ballots Cast	Total Ballots Cast	Registered Voters	Turnout Percentage
645	231	231	85	0	12	328	328	523	62.72%
655	468	468	165	0	18	651	651	1,201	54.20%
674	116	116	40	0	4	160	160	265	60.38%
679	96	96	39	0	6	141	141	224	62.95%
683	30	30	5	0	0	35	35	70	50.00%
786	24	24	16	0	0	40	40	77	51.95%
790	16	16	9	0	2	27	27	72	37.50%
905	21	21	6	0	1	28	28	43	65.12%
915	31	31	8	0	2	41	41	82	50.00%
925	23	23	9	0	1	33	33	54	61.11%
935	2	2	0	0	1	3	3	8	37.50%
981	54	54	15	0	3	72	72	127	56.69%
Totals	1,112	1,112	397	0	50	1,559	1,559	2,746	56.77%

Canvass Results Report

Official

Run Time 9:25 AM

Run Date 06/18/2020

Marion County, Oregon

May 19 2020 Primary Election

5/19/2020

Page 98

Official Results

Registered Voters

81070 of 208283 = 38.92%

Precincts Reporting

123 of 123 = 100.00%

State Representative, 17th District - Republican Party - Vote for One

Precinct	Dylan Richards	Scott Sword	Timothy L Kirsch	Susan Coleman	Bruce Cuff	Jami Cate	Cast Votes	Undervotes	Overvotes	Misc write-in votes	Absentee Voting Ballots Cast	Total Ballots Cast	Registered Voters	Turnout Percentage
645	34	209	155	36	72	73	579	22	0	2	603	603	937	64.35%
655	32	308	353	73	165	177	1,108	62	2	3	1,175	1,175	1,861	63.14%
674	18	107	108	20	71	32	356	17	0	0	373	373	564	66.13%
679	16	163	107	23	39	42	390	20	0	4	414	414	626	66.13%
683	3	91	12	7	5	9	127	4	0	0	131	131	176	74.43%
786	1	36	27	3	20	12	99	3	0	0	102	102	180	56.67%
790	8	21	19	6	11	10	75	3	0	0	78	78	135	57.78%
905	0	6	23	0	6	2	37	1	0	0	38	38	61	62.30%
915	3	15	22	7	11	4	62	0	0	0	62	62	105	59.05%
925	2	9	13	2	1	2	29	4	0	0	33	33	63	52.38%
935	1	4	1	2	5	0	13	0	0	0	13	13	20	65.00%
981	3	24	36	2	16	5	86	3	0	0	89	89	133	66.92%
Totals	121	993	876	181	422	368	2,961	139	2	9	3,111	3,111	4,861	64.00%

Canvass Results Report

Official

Run Time 9:25 AM

Run Date 06/18/2020

Marion County, Oregon

May 19 2020 Primary Election

5/19/2020

Page 99

Official Results

Registered Voters

81070 of 208283 = 38.92%

Precincts Reporting

123 of 123 = 100.00%

State Representative, 18th District - Democratic Party - Vote for One

Precinct	Jamie Morrison	Cast Votes	Undervotes	Overvotes	Misc write-in votes	Absentee Voting Ballots Cast	Total Ballots Cast	Registered Voters	Turnout Percentage
351	91	91	29	0	3	123	123	292	42.12%
515	57	57	19	0	1	77	77	138	55.80%
525	124	124	40	0	1	165	165	266	62.03%
535	170	170	80	0	4	254	254	537	47.30%
555	240	240	75	0	4	319	319	589	54.16%
579	29	29	10	0	0	39	39	51	76.47%
581	312	312	136	0	10	458	458	925	49.51%
583	86	86	34	0	4	124	124	249	49.80%
586	48	48	24	0	0	72	72	139	51.80%
587	8	8	9	0	0	17	17	29	58.62%
590	60	60	21	0	0	81	81	148	54.73%
615	19	19	11	0	0	30	30	55	54.55%
625	394	394	162	0	9	565	565	930	60.75%
635	626	626	271	0	13	910	910	1,322	68.84%
676	114	114	56	0	9	179	179	269	66.54%
677	33	33	24	0	1	58	58	97	59.79%
680	35	35	11	0	0	46	46	95	48.42%
681	187	187	74	0	3	264	264	384	68.75%
684	82	82	27	0	4	113	113	184	61.41%
689	1	1	0	0	0	1	1	1	100.00%

Canvass Results Report

Official

Run Time 9:25 AM

Run Date 06/18/2020

Marion County, Oregon

May 19 2020 Primary Election

5/19/2020

Page 100

Official Results

Registered Voters

81070 of 208283 = 38.92%

Precincts Reporting

123 of 123 = 100.00%

State Representative, 18th District - Democratic Party - Vote for One

Precinct	Jamie Morrison	Cast Votes	Undervotes	Overvotes	Misc write-in votes	Absentee Voting Ballots Cast	Total Ballots Cast	Registered Voters	Turnout Percentage
692	8	8	1	0	0	9	9	10	90.00%
698	114	114	57	0	5	176	176	300	58.67%
Totals	2,838	2,838	1,171	0	71	4,080	4,080	7,010	58.20%

Canvass Results Report

Official

Run Time 9:25 AM

Run Date 06/18/2020

Marion County, Oregon

May 19 2020 Primary Election

5/19/2020

Page 101

Official Results

Registered Voters

81070 of 208283 = 38.92%

Precincts Reporting

123 of 123 = 100.00%

State Representative, 18th District - Republican Party - Vote for One

Precinct	Rick Lewis	Cast Votes	Undervotes	Overvotes	Misc write-in votes	Absentee Voting Ballots Cast	Total Ballots Cast	Registered Voters	Turnout Percentage
351	81	81	11	0	0	92	92	199	46.23%
515	71	71	22	0	0	93	93	209	44.50%
525	131	131	26	0	0	157	157	284	55.28%
535	183	183	71	0	1	255	255	501	50.90%
555	302	302	80	0	3	385	385	690	55.80%
579	49	49	11	0	0	60	60	93	64.52%
581	585	585	150	0	5	740	740	1,374	53.86%
583	276	276	78	0	4	358	358	553	64.74%
586	146	146	39	0	0	185	185	286	64.69%
587	35	35	12	0	0	47	47	73	64.38%
590	212	212	50	0	1	263	263	436	60.32%
615	51	51	9	0	0	60	60	95	63.16%
625	402	402	42	0	2	446	446	862	51.74%
635	637	637	71	0	7	715	715	1,253	57.06%
676	291	291	54	0	3	348	348	603	57.71%
677	69	69	23	0	0	92	92	146	63.01%
680	124	124	26	0	1	151	151	253	59.68%
681	283	283	48	0	2	333	333	557	59.78%
684	158	158	48	0	0	206	206	354	58.19%
689	2	2	0	0	0	2	2	6	33.33%

Canvass Results Report

Official

Run Time 9:25 AM

Run Date 06/18/2020

Marion County, Oregon

May 19 2020 Primary Election

5/19/2020

Page 102

Official Results

Registered Voters

81070 of 208283 = 38.92%

Precincts Reporting

123 of 123 = 100.00%

State Representative, 18th District - Republican Party - Vote for One

Precinct	Rick Lewis	Cast Votes	Undervotes	Overvotes	Misc write-in votes	Absentee Voting Ballots Cast	Total Ballots Cast	Registered Voters	Turnout Percentage
692	16	16	2	0	0	18	18	27	66.67%
698	271	271	35	0	0	306	306	512	59.77%
Totals	4,375	4,375	908	0	29	5,312	5,312	9,366	56.72%

Canvass Results Report

Official

Run Time 9:25 AM

Run Date 06/18/2020

Marion County, Oregon

May 19 2020 Primary Election

5/19/2020

Page 103

Official Results

Registered Voters

81070 of 208283 = 38.92%

Precincts Reporting

123 of 123 = 100.00%

State Representative, 19th District - Democratic Party - Vote for One

Precinct	Jacqueline M Leung	Sarah Landstrom	Chip Davis	Cast Votes	Undervotes	Overvotes	Misc write-in votes	Absentee Voting Ballots Cast	Total Ballots Cast	Registered Voters	Turnout Percentage
325	236	146	34	416	47	0	7	470	470	935	50.27%
331	126	52	16	194	29	0	2	225	225	392	57.40%
332	95	47	13	155	19	0	2	176	176	465	37.85%
333	105	60	24	189	36	0	3	228	228	448	50.89%
334	11	10	2	23	9	0	1	33	33	61	54.10%
335	0	0	0	0	0	0	0	0	0	0	0.00%
337	654	248	54	956	160	0	5	1,121	1,121	1,709	65.59%
340	336	116	25	477	77	0	6	560	560	924	60.61%
341	387	142	33	562	88	0	4	654	654	990	66.06%
342	0	0	0	0	0	0	0	0	0	0	0.00%
343	512	159	47	718	109	0	9	836	836	1,332	62.76%
344	607	251	74	932	136	0	4	1,072	1,072	1,750	61.26%
365	0	0	0	0	0	0	0	0	0	0	0.00%
374	197	108	23	328	57	0	6	391	391	670	58.36%
682	234	108	45	387	93	0	6	486	486	820	59.27%
686	5	4	4	13	4	0	0	17	17	32	53.13%
687	12	3	1	16	0	0	0	16	16	27	59.26%
688	29	8	2	39	7	0	0	46	46	83	55.42%
697	170	96	35	301	71	1	5	378	378	853	44.31%
705	92	45	20	157	25	0	4	186	186	366	50.82%

Canvass Results Report

Official

Run Time 9:25 AM

Run Date 06/18/2020

Marion County, Oregon

May 19 2020 Primary Election

5/19/2020

Page 104

Official Results

Registered Voters

81070 of 208283 = 38.92%

Precincts Reporting

123 of 123 = 100.00%

State Representative, 19th District - Democratic Party - Vote for One

Precinct	Jacqueline M Leung	Sarah Landstrom	Chip Davis	Cast Votes	Undervotes	Overvotes	Misc write-in votes	Absentee Voting Ballots Cast	Total Ballots Cast	Registered Voters	Turnout Percentage
715	95	80	38	213	34	0	1	248	248	526	47.15%
779	104	50	14	168	30	0	4	202	202	315	64.13%
781	90	32	11	133	19	0	0	152	152	211	72.04%
782	44	8	3	55	8	0	1	64	64	105	60.95%
783	51	20	7	78	14	0	1	93	93	152	61.18%
787	206	109	41	356	66	0	8	430	430	722	59.56%
Totals	4,398	1,902	566	6,866	1,138	1	79	8,084	8,084	13,888	58.21%

Canvass Results Report

Official

Run Time 9:25 AM

Run Date 06/18/2020

Marion County, Oregon

May 19 2020 Primary Election

5/19/2020

Page 105

Official Results

Registered Voters

81070 of 208283 = 38.92%

Precincts Reporting

123 of 123 = 100.00%

State Representative, 19th District - Republican Party - Vote for One

Precinct	Raquel Moore-Green	Cast Votes	Undervotes	Overvotes	Misc write-in votes	Absentee Voting Ballots Cast	Total Ballots Cast	Registered Voters	Turnout Percentage
325	250	250	66	0	2	318	318	628	50.64%
331	152	152	31	1	3	187	187	326	57.36%
332	86	86	17	0	1	104	104	262	39.69%
333	183	183	45	0	0	228	228	378	60.32%
334	34	34	10	0	0	44	44	81	54.32%
335	0	0	0	0	0	0	0	0	0.00%
337	642	642	169	0	3	814	814	1,329	61.25%
340	434	434	117	0	2	553	553	1,047	52.82%
341	445	445	117	0	7	569	569	1,003	56.73%
342	2	2	0	0	0	2	2	5	40.00%
343	591	591	153	0	5	749	749	1,332	56.23%
344	668	668	153	0	9	830	830	1,517	54.71%
365	0	0	0	0	0	0	0	0	0.00%
374	270	270	65	0	1	336	336	568	59.15%
682	622	622	200	0	4	826	826	1,304	63.34%
686	45	45	12	0	0	57	57	102	55.88%
687	28	28	7	0	0	35	35	63	55.56%
688	48	48	23	0	1	72	72	140	51.43%
697	282	282	55	0	3	340	340	650	52.31%
705	331	331	66	0	4	401	401	711	56.40%

Canvass Results Report

Official

Run Time 9:25 AM

Run Date 06/18/2020

Marion County, Oregon

May 19 2020 Primary Election

5/19/2020

Page 106

Official Results

Registered Voters

81070 of 208283 = 38.92%

Precincts Reporting

123 of 123 = 100.00%

State Representative, 19th District - Republican Party - Vote for One

Precinct	Raquel Moore-Green	Cast Votes	Undervotes	Overvotes	Misc write-in votes	Absentee Voting Ballots Cast	Total Ballots Cast	Registered Voters	Turnout Percentage
715	360	360	73	0	3	436	436	884	49.32%
779	188	188	59	0	0	247	247	430	57.44%
781	120	120	38	0	5	163	163	266	61.28%
782	79	79	29	0	0	108	108	172	62.79%
783	133	133	32	0	1	166	166	295	56.27%
787	581	581	146	0	7	734	734	1,281	57.30%
Totals	6,574	6,574	1,683	1	61	8,319	8,319	14,774	56.31%

Canvass Results Report

Official

Run Time 9:25 AM

Run Date 06/18/2020

Marion County, Oregon

May 19 2020 Primary Election

5/19/2020

Page 107

Official Results

Registered Voters

81070 of 208283 = 38.92%

Precincts Reporting

123 of 123 = 100.00%

State Representative, 20th District - Democratic Party - Vote for One

Precinct	Paul Evans	Cast Votes	Undervotes	Overvotes	Misc write-in votes	Absentee Voting Ballots Cast	Total Ballots Cast	Registered Voters	Turnout Percentage
330	528	528	130	0	7	665	665	987	67.38%
371	920	920	222	0	11	1,153	1,153	1,540	74.87%
372	264	264	76	0	4	344	344	510	67.45%
373	616	616	139	0	10	765	765	1,102	69.42%
375	482	482	94	0	4	580	580	1,019	56.92%
376	0	0	0	0	0	0	0	0	0.00%
780	203	203	57	0	6	266	266	368	72.28%
784	27	27	8	0	1	36	36	64	56.25%
Totals	3,040	3,040	726	0	43	3,809	3,809	5,590	68.14%

Canvass Results Report

Official

Run Time 9:25 AM

Run Date 06/18/2020

Marion County, Oregon

May 19 2020 Primary Election

5/19/2020

Page 108

Official Results

Registered Voters

81070 of 208283 = 38.92%

Precincts Reporting

123 of 123 = 100.00%

State Representative, 20th District - Republican Party - Vote for One

Precinct	Selma Pierce	Kevin S Chambers	Cast Votes	Undervotes	Overvotes	Misc write-in votes	Absentee Voting Ballots Cast	Total Ballots Cast	Registered Voters	Turnout Percentage
330	226	207	433	31	1	3	468	468	801	58.43%
371	455	253	708	41	0	6	755	755	1,246	60.59%
372	91	73	164	8	0	1	173	173	295	58.64%
373	309	277	586	32	1	5	624	624	960	65.00%
375	189	213	402	22	0	10	434	434	772	56.22%
376	0	0	0	0	0	0	0	0	0	0.00%
780	165	107	272	14	0	2	288	288	467	61.67%
784	17	20	37	5	0	1	43	43	82	52.44%
Totals	1,452	1,150	2,602	153	2	28	2,785	2,785	4,623	60.24%

Canvass Results Report

Official

Run Time 9:25 AM

Run Date 06/18/2020

Marion County, Oregon

May 19 2020 Primary Election

5/19/2020

Page 109

Official Results

Registered Voters

81070 of 208283 = 38.92%

Precincts Reporting

123 of 123 = 100.00%

State Representative, 21st District - Democratic Party - Vote for One

Precinct	Brian Clem	Cast Votes	Undervotes	Overvotes	Misc write-in votes	Absentee Voting Ballots Cast	Total Ballots Cast	Registered Voters	Turnout Percentage
310	514	514	163	0	6	683	683	1,119	61.04%
312	606	606	169	0	8	783	783	1,155	67.79%
320	199	199	66	0	1	266	266	543	48.99%
321	267	267	63	0	6	336	336	675	49.78%
322	33	33	11	1	0	45	45	53	84.91%
323	682	682	171	0	7	860	860	1,309	65.70%
324	12	12	3	0	1	16	16	41	39.02%
326	22	22	3	0	0	25	25	49	51.02%
336	0	0	0	0	0	0	0	1	0.00%
353	258	258	53	0	1	312	312	604	51.66%
355	9	9	1	0	0	10	10	28	35.71%
362	201	201	52	0	3	256	256	459	55.77%
363	510	510	118	0	12	640	640	1,447	44.23%
364	282	282	75	0	4	361	361	790	45.70%
370	615	615	158	0	11	784	784	1,047	74.88%
678	295	295	73	0	8	376	376	827	45.47%
691	571	571	130	0	11	712	712	1,418	50.21%
694	169	169	44	0	1	214	214	485	44.12%
696	379	379	110	0	6	495	495	946	52.33%
Totals	5,624	5,624	1,463	1	86	7,174	7,174	12,996	55.20%

Canvass Results Report

Official

Run Time 9:25 AM

Run Date 06/18/2020

Marion County, Oregon

May 19 2020 Primary Election

5/19/2020

Page 110

Official Results

Registered Voters

81070 of 208283 = 38.92%

Precincts Reporting

123 of 123 = 100.00%

State Representative, 21st District - Republican Party - Vote for One

Precinct	Jack L Esp	Cast Votes	Undervotes	Overvotes	Misc write-in votes	Absentee Voting Ballots Cast	Total Ballots Cast	Registered Voters	Turnout Percentage
310	164	164	74	0	6	244	244	455	53.63%
312	186	186	62	0	8	256	256	448	57.14%
320	93	93	38	0	1	132	132	270	48.89%
321	82	82	32	0	4	118	118	256	46.09%
322	6	6	2	0	0	8	8	19	42.11%
323	197	197	83	0	5	285	285	520	54.81%
324	12	12	0	0	0	12	12	28	42.86%
326	9	9	0	0	0	9	9	17	52.94%
336	2	2	0	0	0	2	2	4	50.00%
353	213	213	55	0	4	272	272	480	56.67%
355	9	9	1	0	0	10	10	22	45.45%
362	88	88	26	0	3	117	117	228	51.32%
363	397	397	113	0	4	514	514	986	52.13%
364	258	258	63	1	3	325	325	572	56.82%
370	179	179	86	0	6	271	271	441	61.45%
678	314	314	76	0	4	394	394	687	57.35%
691	599	599	208	0	12	819	819	1,337	61.26%
694	173	173	41	0	2	216	216	386	55.96%
696	301	301	94	0	3	398	398	677	58.79%
Totals	3,282	3,282	1,054	1	65	4,402	4,402	7,833	56.20%

Canvass Results Report

Official

Run Time 9:25 AM

Run Date 06/18/2020

Marion County, Oregon

May 19 2020 Primary Election

5/19/2020

Page 111

Official Results

Registered Voters

81070 of 208283 = 38.92%

Precincts Reporting

123 of 123 = 100.00%

State Representative, 22nd District - Democratic Party - Vote for One

Precinct	Teresa Alonso Leon	Cast Votes	Undervotes	Overvotes	Misc write-in votes	Absentee Voting Ballots Cast	Total Ballots Cast	Registered Voters	Turnout Percentage
311	703	703	146	0	9	858	858	1,481	57.93%
350	367	367	68	0	8	443	443	1,185	37.38%
352	63	63	11	0	1	75	75	179	41.90%
354	13	13	3	0	0	16	16	42	38.10%
357	269	269	61	0	1	331	331	801	41.32%
361	62	62	14	0	1	77	77	288	26.74%
400	0	0	0	0	0	0	0	0	0.00%
408	12	12	8	0	0	20	20	68	29.41%
545	99	99	19	0	5	123	123	318	38.68%
582	60	60	18	0	1	79	79	180	43.89%
584	1	1	0	0	0	1	1	4	25.00%
588	10	10	1	0	0	11	11	47	23.40%
690	401	401	68	0	8	477	477	1,125	42.40%
815	261	261	42	0	5	308	308	698	44.13%
825	184	184	26	0	6	216	216	512	42.19%
835	241	241	39	0	1	281	281	500	56.20%
845	547	547	109	0	6	662	662	1,002	66.07%
855	340	340	63	0	10	413	413	777	53.15%
865	150	150	14	0	1	165	165	454	36.34%
Totals	3,783	3,783	710	0	63	4,556	4,556	9,661	47.16%

Canvass Results Report

Official

Run Time 9:25 AM

Run Date 06/18/2020

Marion County, Oregon

May 19 2020 Primary Election

5/19/2020

Page 112

Official Results

Registered Voters

81070 of 208283 = 38.92%

Precincts Reporting

123 of 123 = 100.00%

State Representative, 22nd District - Republican Party - Vote for One

Precinct	Anna Kasachev	Cast Votes	Undervotes	Overvotes	Misc write-in votes	Absentee Voting Ballots Cast	Total Ballots Cast	Registered Voters	Turnout Percentage
311	302	302	93	0	8	403	403	818	49.27%
350	202	202	51	0	3	256	256	604	42.38%
352	46	46	17	0	3	66	66	132	50.00%
354	22	22	6	0	0	28	28	50	56.00%
357	211	211	46	0	2	259	259	485	53.40%
361	34	34	7	0	2	43	43	140	30.71%
400	0	0	0	0	0	0	0	0	0.00%
408	8	8	5	0	0	13	13	34	38.24%
545	81	81	9	0	2	92	92	186	49.46%
582	142	142	42	0	0	184	184	344	53.49%
584	6	6	2	0	0	8	8	13	61.54%
588	17	17	2	0	0	19	19	36	52.78%
690	337	337	86	0	4	427	427	796	53.64%
815	201	201	53	0	2	256	256	457	56.02%
825	97	97	19	0	2	118	118	245	48.16%
835	189	189	64	0	2	255	255	388	65.72%
845	397	397	104	0	9	510	510	808	63.12%
855	238	238	49	0	2	289	289	468	61.75%
865	103	103	23	0	3	129	129	242	53.31%
Totals	2,633	2,633	678	0	44	3,355	3,355	6,246	53.71%

Canvass Results Report

Official

Run Time 9:25 AM

Run Date 06/18/2020

Marion County, Oregon

May 19 2020 Primary Election

5/19/2020

Page 113

Official Results

Registered Voters

81070 of 208283 = 38.92%

Precincts Reporting

123 of 123 = 100.00%

State Representative, 23rd District - Democratic Party - Vote for One

Precinct	Sean K Scorvo	Cast Votes	Undervotes	Overvotes	Misc write-in votes	Absentee Voting Ballots Cast	Total Ballots Cast	Registered Voters	Turnout Percentage
725	137	137	60	0	2	199	199	419	47.49%
788	241	241	76	0	7	324	324	570	56.84%
789	192	192	93	0	7	292	292	543	53.78%
Totals	570	570	229	0	16	815	815	1,532	53.20%

Canvass Results Report

Official

Run Time 9:25 AM

Run Date 06/18/2020

Marion County, Oregon

May 19 2020 Primary Election

5/19/2020

Page 114

Official Results

Registered Voters

81070 of 208283 = 38.92%

Precincts Reporting

123 of 123 = 100.00%

State Representative, 23rd District - Republican Party - Vote for One

Precinct	Mike Nearman	Cast Votes	Undervotes	Overvotes	Misc write-in votes	Absentee Voting Ballots Cast	Total Ballots Cast	Registered Voters	Turnout Percentage
725	280	280	55	0	4	339	339	683	49.63%
788	436	436	108	0	4	548	548	948	57.81%
789	429	429	122	0	4	555	555	1,028	53.99%
Totals	1,145	1,145	285	0	12	1,442	1,442	2,659	54.23%

Canvass Results Report

Official

Run Time 9:25 AM

Run Date 06/18/2020

Marion County, Oregon

May 19 2020 Primary Election

5/19/2020

Page 115

Official Results

Registered Voters

81070 of 208283 = 38.92%

Precincts Reporting

123 of 123 = 100.00%

State Representative, 25th District - Democratic Party - Vote for One

Precinct	Ramiro Navarro Jr	Cast Votes	Undervotes	Overvotes	Misc write-in votes	Absentee Voting Ballots Cast	Total Ballots Cast	Registered Voters	Turnout Percentage
356	10	10	5	0	4	19	19	31	61.29%
401	426	426	167	0	5	598	598	1,050	56.95%
402	352	352	132	0	12	496	496	784	63.27%
403	492	492	154	0	5	651	651	1,127	57.76%
404	384	384	137	0	18	539	539	1,017	53.00%
405	284	284	111	0	6	401	401	700	57.29%
406	495	495	184	0	9	688	688	1,232	55.84%
407	444	444	118	0	15	577	577	1,280	45.08%
505	31	31	15	0	1	47	47	73	64.38%
577	44	44	19	0	0	63	63	118	53.39%
580	115	115	43	0	3	161	161	287	56.10%
589	2	2	2	0	1	5	5	6	83.33%
Totals	3,079	3,079	1,087	0	79	4,245	4,245	7,705	55.09%

Canvass Results Report

Official

Run Time 9:25 AM

Run Date 06/18/2020

Marion County, Oregon

May 19 2020 Primary Election

5/19/2020

Page 116

Official Results

Registered Voters

81070 of 208283 = 38.92%

Precincts Reporting

123 of 123 = 100.00%

State Representative, 25th District - Republican Party - Vote for One

Precinct	Bill Post	Cast Votes	Undervotes	Overvotes	Misc write-in votes	Absentee Voting Ballots Cast	Total Ballots Cast	Registered Voters	Turnout Percentage
356	4	4	1	0	0	5	5	20	25.00%
401	720	720	111	0	8	839	839	1,376	60.97%
402	558	558	102	0	14	674	674	999	67.47%
403	723	723	87	0	6	816	816	1,374	59.39%
404	516	516	61	0	2	579	579	1,039	55.73%
405	401	401	63	0	9	473	473	798	59.27%
406	639	639	78	0	14	731	731	1,222	59.82%
407	485	485	61	0	6	552	552	1,076	51.30%
505	48	48	5	0	3	56	56	118	47.46%
577	172	172	20	0	1	193	193	284	67.96%
580	343	343	43	0	2	388	388	645	60.16%
589	18	18	0	0	0	18	18	25	72.00%
Totals	4,627	4,627	632	0	65	5,324	5,324	8,976	59.31%

Canvass Results Report

Official

Run Time 9:25 AM

Run Date 06/18/2020

Marion County, Oregon

May 19 2020 Primary Election

5/19/2020

Page 117

Official Results

Registered Voters

81070 of 208283 = 38.92%

Precincts Reporting

123 of 123 = 100.00%

State Representative, 39th District - Democratic Party - Vote for One

Precinct	Julia E Hill	Tessah L Danel	Cast Votes	Undervotes	Overvotes	Misc write-in votes	Absentee Voting Ballots Cast	Total Ballots Cast	Registered Voters	Turnout Percentage
578	6	3	9	0	0	0	9	9	16	56.25%
Totals	6	3	9	0	0	0	9	9	16	56.25%

Canvass Results Report

Official

Run Time 9:25 AM

Run Date 06/18/2020

Marion County, Oregon

May 19 2020 Primary Election

5/19/2020

Page 118

Official Results

Registered Voters

81070 of 208283 = 38.92%

Precincts Reporting

123 of 123 = 100.00%

State Representative, 39th District - Republican Party - Vote for One

Precinct	Christine Drazan	Cast Votes	Undervotes	Overvotes	Misc write-in votes	Absentee Voting Ballots Cast	Total Ballots Cast	Registered Voters	Turnout Percentage
578	8	8	0	0	0	8	8	20	40.00%
Totals	8	8	0	0	0	8	8	20	40.00%

Canvass Results Report

Official

Run Time 9:25 AM

Run Date 06/18/2020

Marion County, Oregon

May 19 2020 Primary Election

5/19/2020

Page 121

Official Results

Registered Voters

81070 of 208283 = 38.92%

Precincts Reporting

123 of 123 = 100.00%

Marion County Commissioner, Position 3 - Democratic Party - Vote for One

Precinct	Dan Norton	Ashley Carson Cottingham	Cast Votes	Undervotes	Overvotes	Misc write-in votes	Absentee Voting Ballots Cast	Total Ballots Cast	Registered Voters	Turnout Percentage
310	101	462	563	116	0	4	683	683	1,119	61.04%
311	133	581	714	137	0	7	858	858	1,481	57.93%
312	116	538	654	121	0	8	783	783	1,155	67.79%
320	66	146	212	52	0	2	266	266	543	48.99%
321	65	231	296	36	0	4	336	336	675	49.78%
322	3	35	38	7	0	0	45	45	53	84.91%
323	140	593	733	124	0	3	860	860	1,309	65.70%
324	3	11	14	2	0	0	16	16	41	39.02%
325	107	294	401	63	0	6	470	470	935	50.27%
326	7	15	22	3	0	0	25	25	49	51.02%
330	116	408	524	137	0	4	665	665	987	67.38%
331	55	136	191	33	0	1	225	225	392	57.40%
332	47	105	152	22	0	2	176	176	465	37.85%
333	61	125	186	38	0	4	228	228	448	50.89%
334	7	17	24	8	0	1	33	33	61	54.10%
335	0	0	0	0	0	0	0	0	0	0.00%
336	0	0	0	0	0	0	0	0	1	0.00%
337	232	681	913	201	0	7	1,121	1,121	1,709	65.59%
340	88	349	437	116	0	7	560	560	924	60.61%
341	133	413	546	106	0	2	654	654	990	66.06%

Canvass Results Report

Official

Run Time 9:25 AM

Run Date 06/18/2020

Marion County, Oregon

May 19 2020 Primary Election

5/19/2020

Page 122

Official Results

Registered Voters

81070 of 208283 = 38.92%

Precincts Reporting

123 of 123 = 100.00%

Marion County Commissioner, Position 3 - Democratic Party - Vote for One

Precinct	Dan Norton	Ashley Carson Cottingham	Cast Votes	Undervotes	Overvotes	Misc write-in votes	Absentee Voting Ballots Cast	Total Ballots Cast	Registered Voters	Turnout Percentage
342	0	0	0	0	0	0	0	0	0	0.00%
343	148	528	676	148	0	12	836	836	1,332	62.76%
344	232	654	886	176	0	10	1,072	1,072	1,750	61.26%
350	100	272	372	70	0	1	443	443	1,185	37.38%
351	24	84	108	14	0	1	123	123	292	42.12%
352	18	50	68	7	0	0	75	75	179	41.90%
353	83	181	264	46	0	2	312	312	604	51.66%
354	2	11	13	3	0	0	16	16	42	38.10%
355	0	8	8	2	0	0	10	10	28	35.71%
356	2	9	11	8	0	0	19	19	31	61.29%
357	81	199	280	49	0	2	331	331	801	41.32%
361	18	44	62	14	0	1	77	77	288	26.74%
362	42	179	221	34	0	1	256	256	459	55.77%
363	152	375	527	102	0	11	640	640	1,447	44.23%
364	80	226	306	52	0	3	361	361	790	45.70%
365	0	0	0	0	0	0	0	0	0	0.00%
370	112	543	655	125	0	4	784	784	1,047	74.88%
371	203	723	926	216	1	10	1,153	1,153	1,540	74.87%
372	59	215	274	68	0	2	344	344	510	67.45%
373	145	478	623	140	0	2	765	765	1,102	69.42%

Canvass Results Report

Official

Run Time 9:25 AM

Run Date 06/18/2020

Marion County, Oregon

May 19 2020 Primary Election

5/19/2020

Page 123

Official Results

Registered Voters

81070 of 208283 = 38.92%

Precincts Reporting

123 of 123 = 100.00%

Marion County Commissioner, Position 3 - Democratic Party - Vote for One

Precinct	Dan Norton	Ashley Carson Cottingham	Cast Votes	Undervotes	Overvotes	Misc write-in votes	Absentee Voting Ballots Cast	Total Ballots Cast	Registered Voters	Turnout Percentage
374	69	251	320	70	0	1	391	391	670	58.36%
375	101	379	480	95	0	5	580	580	1,019	56.92%
376	0	0	0	0	0	0	0	0	0	0.00%
400	0	0	0	0	0	0	0	0	0	0.00%
401	134	350	484	109	0	5	598	598	1,050	56.95%
402	103	286	389	104	0	3	496	496	784	63.27%
403	139	399	538	110	0	3	651	651	1,127	57.76%
404	136	292	428	93	0	18	539	539	1,017	53.00%
405	85	235	320	74	0	7	401	401	700	57.29%
406	154	424	578	105	0	5	688	688	1,232	55.84%
407	128	367	495	73	0	9	577	577	1,280	45.08%
408	5	13	18	2	0	0	20	20	68	29.41%
505	11	25	36	10	0	1	47	47	73	64.38%
515	17	51	68	8	0	1	77	77	138	55.80%
525	34	115	149	15	0	1	165	165	266	62.03%
535	52	140	192	58	0	4	254	254	537	47.30%
545	32	75	107	13	1	2	123	123	318	38.68%
555	86	182	268	51	0	0	319	319	589	54.16%
577	20	31	51	12	0	0	63	63	118	53.39%
578	2	7	9	0	0	0	9	9	16	56.25%

Canvass Results Report

Official

Run Time 9:25 AM

Run Date 06/18/2020

Marion County, Oregon

May 19 2020 Primary Election

5/19/2020

Page 124

Official Results

Registered Voters

81070 of 208283 = 38.92%

Precincts Reporting

123 of 123 = 100.00%

Marion County Commissioner, Position 3 - Democratic Party - Vote for One

Precinct	Dan Norton	Ashley Carson Cottingham	Cast Votes	Undervotes	Overvotes	Misc write-in votes	Absentee Voting Ballots Cast	Total Ballots Cast	Registered Voters	Turnout Percentage
579	17	17	34	5	0	0	39	39	51	76.47%
580	40	92	132	27	0	2	161	161	287	56.10%
581	108	244	352	100	0	6	458	458	925	49.51%
582	28	37	65	14	0	0	79	79	180	43.89%
583	37	59	96	24	0	4	124	124	249	49.80%
584	1	0	1	0	0	0	1	1	4	25.00%
586	18	41	59	13	0	0	72	72	139	51.80%
587	3	9	12	5	0	0	17	17	29	58.62%
588	6	4	10	1	0	0	11	11	47	23.40%
589	0	2	2	2	0	1	5	5	6	83.33%
590	17	50	67	14	0	0	81	81	148	54.73%
615	3	15	18	12	0	0	30	30	55	54.55%
625	91	345	436	123	0	6	565	565	930	60.75%
635	153	576	729	173	1	7	910	910	1,322	68.84%
645	77	170	247	69	0	12	328	328	523	62.72%
655	153	355	508	134	1	8	651	651	1,201	54.20%
674	45	86	131	27	0	2	160	160	265	60.38%
676	36	101	137	34	0	8	179	179	269	66.54%
677	15	28	43	15	0	0	58	58	97	59.79%
678	107	210	317	56	0	3	376	376	827	45.47%

Canvass Results Report

Official

Run Time 9:25 AM

Run Date 06/18/2020

Marion County, Oregon

May 19 2020 Primary Election

5/19/2020

Page 125

Official Results

Registered Voters

81070 of 208283 = 38.92%

Precincts Reporting

123 of 123 = 100.00%

Marion County Commissioner, Position 3 - Democratic Party - Vote for One

Precinct	Dan Norton	Ashley Carson Cottingham	Cast Votes	Undervotes	Overvotes	Misc write-in votes	Absentee Voting Ballots Cast	Total Ballots Cast	Registered Voters	Turnout Percentage
679	37	64	101	38	0	2	141	141	224	62.95%
680	13	25	38	8	0	0	46	46	95	48.42%
681	49	168	217	43	0	4	264	264	384	68.75%
682	98	271	369	112	0	5	486	486	820	59.27%
683	5	25	30	5	0	0	35	35	70	50.00%
684	18	67	85	23	0	5	113	113	184	61.41%
686	5	9	14	3	0	0	17	17	32	53.13%
687	6	8	14	2	0	0	16	16	27	59.26%
688	8	30	38	8	0	0	46	46	83	55.42%
689	0	1	1	0	0	0	1	1	1	100.00%
690	98	296	394	79	0	4	477	477	1,125	42.40%
691	178	407	585	118	1	8	712	712	1,418	50.21%
692	5	3	8	1	0	0	9	9	10	90.00%
694	49	134	183	28	0	3	214	214	485	44.12%
696	109	293	402	86	1	6	495	495	946	52.33%
697	92	199	291	81	0	6	378	378	853	44.31%
698	39	89	128	46	0	2	176	176	300	58.67%
705	46	105	151	32	0	3	186	186	366	50.82%
715	53	155	208	37	0	3	248	248	526	47.15%
725	47	110	157	41	0	1	199	199	419	47.49%

Canvass Results Report

Official

Run Time 9:25 AM

Run Date 06/18/2020

Marion County, Oregon

May 19 2020 Primary Election

5/19/2020

Page 126

Official Results

Registered Voters

81070 of 208283 = 38.92%

Precincts Reporting

123 of 123 = 100.00%

Marion County Commissioner, Position 3 - Democratic Party - Vote for One

Precinct	Dan Norton	Ashley Carson Cottingham	Cast Votes	Undervotes	Overvotes	Misc write-in votes	Absentee Voting Ballots Cast	Total Ballots Cast	Registered Voters	Turnout Percentage
779	37	123	160	39	0	3	202	202	315	64.13%
780	45	167	212	51	0	3	266	266	368	72.28%
781	32	91	123	29	0	0	152	152	211	72.04%
782	15	38	53	10	0	1	64	64	105	60.95%
783	21	52	73	19	0	1	93	93	152	61.18%
784	5	27	32	3	0	1	36	36	64	56.25%
786	14	19	33	7	0	0	40	40	77	51.95%
787	97	228	325	99	0	6	430	430	722	59.56%
788	72	184	256	64	0	4	324	324	570	56.84%
789	66	162	228	58	0	6	292	292	543	53.78%
790	5	13	18	7	0	2	27	27	72	37.50%
815	69	184	253	48	0	7	308	308	698	44.13%
825	56	131	187	27	0	2	216	216	512	42.19%
835	55	185	240	40	0	1	281	281	500	56.20%
845	148	404	552	107	0	3	662	662	1,002	66.07%
855	99	248	347	63	0	3	413	413	777	53.15%
865	42	105	147	17	0	1	165	165	454	36.34%
905	8	18	26	2	0	0	28	28	43	65.12%
915	15	20	35	5	0	1	41	41	82	50.00%
925	9	16	25	7	0	1	33	33	54	61.11%

Canvass Results Report

Official

Run Time 9:25 AM

Run Date 06/18/2020

Marion County, Oregon

May 19 2020 Primary Election

5/19/2020

Page 127

Official Results

Registered Voters

81070 of 208283 = 38.92%

Precincts Reporting

123 of 123 = 100.00%

Marion County Commissioner, Position 3 - Democratic Party - Vote for One

Precinct	Dan Norton	Ashley Carson Cottingham	Cast Votes	Undervotes	Overvotes	Misc write-in votes	Absentee Voting Ballots Cast	Total Ballots Cast	Registered Voters	Turnout Percentage
935	2	0	2	0	0	1	3	3	8	37.50%
981	14	44	58	13	0	1	72	72	127	56.69%
982	0	0	0	0	0	0	0	0	0	0.00%
Totals	7,125	20,900	28,025	5,952	6	348	34,331	34,331	61,144	56.15%

Canvass Results Report

Official

Run Time 9:25 AM

Run Date 06/18/2020

Marion County, Oregon

May 19 2020 Primary Election

5/19/2020

Page 128

Official Results

Registered Voters

81070 of 208283 = 38.92%

Precincts Reporting

123 of 123 = 100.00%

Marion County Commissioner, Position 3 - Republican Party - Vote for One

Precinct	Danielle Bethell	Cast Votes	Undervotes	Overvotes	Misc write-in votes	Absentee Voting Ballots Cast	Total Ballots Cast	Registered Voters	Turnout Percentage
310	178	178	61	0	5	244	244	455	53.63%
311	312	312	86	0	5	403	403	818	49.27%
312	192	192	58	0	6	256	256	448	57.14%
320	102	102	30	0	0	132	132	270	48.89%
321	92	92	24	0	2	118	118	256	46.09%
322	6	6	2	0	0	8	8	19	42.11%
323	212	212	69	0	4	285	285	520	54.81%
324	12	12	0	0	0	12	12	28	42.86%
325	249	249	64	0	5	318	318	628	50.64%
326	9	9	0	0	0	9	9	17	52.94%
330	359	359	106	0	3	468	468	801	58.43%
331	149	149	33	0	5	187	187	326	57.36%
332	88	88	15	0	1	104	104	262	39.69%
333	179	179	49	0	0	228	228	378	60.32%
334	37	37	7	0	0	44	44	81	54.32%
335	0	0	0	0	0	0	0	0	0.00%
336	2	2	0	0	0	2	2	4	50.00%
337	634	634	175	0	5	814	814	1,329	61.25%
340	430	430	118	0	5	553	553	1,047	52.82%
341	452	452	113	0	4	569	569	1,003	56.73%

Canvass Results Report

Official

Run Time 9:25 AM

Run Date 06/18/2020

Marion County, Oregon

May 19 2020 Primary Election

5/19/2020

Page 129

Official Results

Registered Voters

81070 of 208283 = 38.92%

Precincts Reporting

123 of 123 = 100.00%

Marion County Commissioner, Position 3 - Republican Party - Vote for One

Precinct	Danielle Bethell	Cast Votes	Undervotes	Overvotes	Misc write-in votes	Absentee Voting Ballots Cast	Total Ballots Cast	Registered Voters	Turnout Percentage
342	2	2	0	0	0	2	2	5	40.00%
343	593	593	148	0	8	749	749	1,332	56.23%
344	654	654	165	0	11	830	830	1,517	54.71%
350	206	206	49	0	1	256	256	604	42.38%
351	82	82	9	0	1	92	92	199	46.23%
352	45	45	20	0	1	66	66	132	50.00%
353	222	222	43	0	7	272	272	480	56.67%
354	20	20	8	0	0	28	28	50	56.00%
355	8	8	2	0	0	10	10	22	45.45%
356	3	3	2	0	0	5	5	20	25.00%
357	210	210	43	0	6	259	259	485	53.40%
361	34	34	8	0	1	43	43	140	30.71%
362	96	96	20	0	1	117	117	228	51.32%
363	408	408	102	0	4	514	514	986	52.13%
364	268	268	56	0	1	325	325	572	56.82%
365	0	0	0	0	0	0	0	0	0.00%
370	191	191	74	0	6	271	271	441	61.45%
371	529	529	213	0	13	755	755	1,246	60.59%
372	125	125	46	0	2	173	173	295	58.64%
373	462	462	156	0	6	624	624	960	65.00%

Canvass Results Report

Official

Run Time 9:25 AM

Run Date 06/18/2020

Marion County, Oregon

May 19 2020 Primary Election

5/19/2020

Page 130

Official Results

Registered Voters

81070 of 208283 = 38.92%

Precincts Reporting

123 of 123 = 100.00%

Marion County Commissioner, Position 3 - Republican Party - Vote for One

Precinct	Danielle Bethell	Cast Votes	Undervotes	Overvotes	Misc write-in votes	Absentee Voting Ballots Cast	Total Ballots Cast	Registered Voters	Turnout Percentage
374	270	270	63	0	3	336	336	568	59.15%
375	332	332	92	0	10	434	434	772	56.22%
376	0	0	0	0	0	0	0	0	0.00%
400	0	0	0	0	0	0	0	0	0.00%
401	667	667	168	0	4	839	839	1,376	60.97%
402	509	509	157	0	8	674	674	999	67.47%
403	662	662	151	0	3	816	816	1,374	59.39%
404	471	471	103	0	5	579	579	1,039	55.73%
405	384	384	86	0	3	473	473	798	59.27%
406	592	592	129	0	10	731	731	1,222	59.82%
407	454	454	91	0	7	552	552	1,076	51.30%
408	7	7	5	0	1	13	13	34	38.24%
505	47	47	8	0	1	56	56	118	47.46%
515	70	70	23	0	0	93	93	209	44.50%
525	125	125	32	0	0	157	157	284	55.28%
535	186	186	68	0	1	255	255	501	50.90%
545	79	79	12	0	1	92	92	186	49.46%
555	301	301	80	0	4	385	385	690	55.80%
577	164	164	29	0	0	193	193	284	67.96%
578	8	8	0	0	0	8	8	20	40.00%

Canvass Results Report

Official

Run Time 9:25 AM

Run Date 06/18/2020

Marion County, Oregon

May 19 2020 Primary Election

5/19/2020

Page 131

Official Results

Registered Voters

81070 of 208283 = 38.92%

Precincts Reporting

123 of 123 = 100.00%

Marion County Commissioner, Position 3 - Republican Party - Vote for One

Precinct	Danielle Bethell	Cast Votes	Undervotes	Overvotes	Misc write-in votes	Absentee Voting Ballots Cast	Total Ballots Cast	Registered Voters	Turnout Percentage
579	48	48	12	0	0	60	60	93	64.52%
580	301	301	85	0	2	388	388	645	60.16%
581	569	569	163	0	8	740	740	1,374	53.86%
582	139	139	43	0	2	184	184	344	53.49%
583	275	275	76	0	7	358	358	553	64.74%
584	6	6	2	0	0	8	8	13	61.54%
586	144	144	41	0	0	185	185	286	64.69%
587	34	34	13	0	0	47	47	73	64.38%
588	17	17	1	0	1	19	19	36	52.78%
589	15	15	3	0	0	18	18	25	72.00%
590	196	196	65	0	2	263	263	436	60.32%
615	51	51	9	0	0	60	60	95	63.16%
625	369	369	72	0	5	446	446	862	51.74%
635	578	578	131	0	6	715	715	1,253	57.06%
645	478	478	123	0	2	603	603	937	64.35%
655	909	909	256	0	10	1,175	1,175	1,861	63.14%
674	295	295	77	0	1	373	373	564	66.13%
676	272	272	75	0	1	348	348	603	57.71%
677	68	68	23	0	1	92	92	146	63.01%
678	318	318	74	0	2	394	394	687	57.35%

Canvass Results Report

Official

Run Time 9:25 AM

Run Date 06/18/2020

Marion County, Oregon

May 19 2020 Primary Election

5/19/2020

Page 132

Official Results

Registered Voters

81070 of 208283 = 38.92%

Precincts Reporting

123 of 123 = 100.00%

Marion County Commissioner, Position 3 - Republican Party - Vote for One

Precinct	Danielle Bethell	Cast Votes	Undervotes	Overvotes	Misc write-in votes	Absentee Voting Ballots Cast	Total Ballots Cast	Registered Voters	Turnout Percentage
679	328	328	85	0	1	414	414	626	66.13%
680	116	116	34	0	1	151	151	253	59.68%
681	253	253	78	0	2	333	333	557	59.78%
682	631	631	190	0	5	826	826	1,304	63.34%
683	96	96	34	0	1	131	131	176	74.43%
684	151	151	54	0	1	206	206	354	58.19%
686	47	47	10	0	0	57	57	102	55.88%
687	28	28	7	0	0	35	35	63	55.56%
688	49	49	23	0	0	72	72	140	51.43%
689	2	2	0	0	0	2	2	6	33.33%
690	340	340	83	0	4	427	427	796	53.64%
691	614	614	195	0	10	819	819	1,337	61.26%
692	16	16	2	0	0	18	18	27	66.67%
694	170	170	39	0	7	216	216	386	55.96%
696	315	315	81	0	2	398	398	677	58.79%
697	280	280	56	0	4	340	340	650	52.31%
698	252	252	54	0	0	306	306	512	59.77%
705	344	344	56	0	1	401	401	711	56.40%
715	366	366	68	0	2	436	436	884	49.32%
725	274	274	61	0	4	339	339	683	49.63%

Canvass Results Report

Official

Run Time 9:25 AM

Run Date 06/18/2020

Marion County, Oregon

May 19 2020 Primary Election

5/19/2020

Page 133

Official Results

Registered Voters

81070 of 208283 = 38.92%

Precincts Reporting

123 of 123 = 100.00%

Marion County Commissioner, Position 3 - Republican Party - Vote for One

Precinct	Danielle Bethell	Cast Votes	Undervotes	Overvotes	Misc write-in votes	Absentee Voting Ballots Cast	Total Ballots Cast	Registered Voters	Turnout Percentage
779	186	186	59	0	2	247	247	430	57.44%
780	227	227	59	0	2	288	288	467	61.67%
781	119	119	40	0	4	163	163	266	61.28%
782	76	76	32	0	0	108	108	172	62.79%
783	135	135	30	0	1	166	166	295	56.27%
784	34	34	8	0	1	43	43	82	52.44%
786	76	76	25	0	1	102	102	180	56.67%
787	582	582	148	0	4	734	734	1,281	57.30%
788	426	426	120	0	2	548	548	948	57.81%
789	437	437	116	0	2	555	555	1,028	53.99%
790	56	56	22	0	0	78	78	135	57.78%
815	198	198	55	0	3	256	256	457	56.02%
825	100	100	18	0	0	118	118	245	48.16%
835	188	188	67	0	0	255	255	388	65.72%
845	385	385	120	0	5	510	510	808	63.12%
855	230	230	58	0	1	289	289	468	61.75%
865	99	99	28	0	2	129	129	242	53.31%
905	27	27	9	0	2	38	38	61	62.30%
915	54	54	7	0	1	62	62	105	59.05%
925	29	29	4	0	0	33	33	63	52.38%

Canvass Results Report

Official

Run Time 9:25 AM

Run Date 06/18/2020

Marion County, Oregon

May 19 2020 Primary Election

5/19/2020

Page 134

Official Results

Registered Voters

81070 of 208283 = 38.92%

Precincts Reporting

123 of 123 = 100.00%

Marion County Commissioner, Position 3 - Republican Party - Vote for One

Precinct	Danielle Bethell	Cast Votes	Undervotes	Overvotes	Misc write-in votes	Absentee Voting Ballots Cast	Total Ballots Cast	Registered Voters	Turnout Percentage
935	12	12	1	0	0	13	13	20	65.00%
981	59	59	26	0	4	89	89	133	66.92%
982	0	0	0	0	0	0	0	0	0.00%
Totals	26,669	26,669	7,077	0	312	34,058	34,058	59,358	57.38%

Canvass Results Report

Official

Run Time 9:25 AM

Run Date 06/18/2020

Marion County, Oregon

May 19 2020 Primary Election

5/19/2020

Page 135

Official Results

Registered Voters

81070 of 208283 = 38.92%

Precincts Reporting

123 of 123 = 100.00%

Judge of the Supreme Court, Position 1 - Nonpartisan Party - Vote for One

Precinct	Thomas A Balmer	Van Pounds	Cast Votes	Undervotes	Overvotes	Misc write-in votes	Absentee Voting Ballots Cast	Total Ballots Cast	Registered Voters	Turnout Percentage
310	704	241	945	206	0	5	1,156	1,156	2,801	41.27%
311	863	388	1,251	276	0	8	1,535	1,535	4,188	36.65%
312	766	270	1,036	205	1	3	1,245	1,245	2,647	47.03%
320	295	151	446	71	0	2	519	519	1,781	29.14%
321	356	161	517	76	1	3	597	597	1,973	30.26%
322	39	14	53	14	0	0	67	67	108	62.04%
323	855	252	1,107	240	0	4	1,351	1,351	2,937	46.00%
324	18	15	33	7	0	0	40	40	198	20.20%
325	517	288	805	151	0	2	958	958	3,008	31.85%
326	23	13	36	2	0	0	38	38	102	37.25%
330	785	301	1,086	261	0	4	1,351	1,351	2,830	47.74%
331	294	134	428	79	0	0	507	507	1,182	42.89%
332	200	111	311	48	0	1	360	360	1,618	22.25%
333	282	201	483	72	0	4	559	559	1,459	38.31%
334	47	25	72	9	0	1	82	82	257	31.91%
335	0	0	0	0	0	0	0	0	0	0.00%
336	0	2	2	0	0	0	2	2	15	13.33%
337	1,356	572	1,928	432	0	3	2,363	2,363	4,853	48.69%
340	726	368	1,094	243	0	1	1,338	1,338	3,111	43.01%
341	836	391	1,227	226	0	3	1,456	1,456	3,197	45.54%

Canvass Results Report

Official

Run Time 9:25 AM

Run Date 06/18/2020

Marion County, Oregon

May 19 2020 Primary Election

5/19/2020

Page 136

Official Results

Registered Voters

81070 of 208283 = 38.92%

Precincts Reporting

123 of 123 = 100.00%

Judge of the Supreme Court, Position 1 - Nonpartisan Party - Vote for One

Precinct	Thomas A Balmer	Van Pounds	Cast Votes	Undervotes	Overvotes	Misc write-in votes	Absentee Voting Ballots Cast	Total Ballots Cast	Registered Voters	Turnout Percentage
342	2	0	2	1	0	0	3	3	8	37.50%
343	1,069	542	1,611	304	0	3	1,918	1,918	4,274	44.88%
344	1,324	622	1,946	317	1	5	2,269	2,269	5,517	41.13%
350	487	276	763	140	0	5	908	908	4,049	22.43%
351	151	97	248	32	0	0	280	280	1,014	27.61%
352	95	49	144	25	0	1	170	170	742	22.91%
353	355	222	577	107	0	1	685	685	1,990	34.42%
354	21	27	48	8	0	1	57	57	189	30.16%
355	11	8	19	5	0	0	24	24	86	27.91%
356	14	12	26	6	0	0	32	32	113	28.32%
357	379	253	632	96	0	4	732	732	2,805	26.10%
361	99	39	138	20	0	0	158	158	1,148	13.76%
362	271	108	379	62	0	1	442	442	1,299	34.03%
363	789	418	1,207	204	1	5	1,417	1,417	4,823	29.38%
364	432	269	701	102	0	4	807	807	2,578	31.30%
365	0	0	0	0	0	0	0	0	0	0.00%
370	827	198	1,025	240	0	3	1,268	1,268	2,199	57.66%
371	1,393	426	1,819	470	0	5	2,294	2,294	4,082	56.20%
372	353	149	502	114	0	2	618	618	1,241	49.80%
373	989	420	1,409	286	0	9	1,704	1,704	3,142	54.23%

Canvass Results Report

Official

Run Time 9:25 AM

Run Date 06/18/2020

Marion County, Oregon

May 19 2020 Primary Election

5/19/2020

Page 137

Official Results

Registered Voters

81070 of 208283 = 38.92%

Precincts Reporting

123 of 123 = 100.00%

Judge of the Supreme Court, Position 1 - Nonpartisan Party - Vote for One

Precinct	Thomas A Balmer	Van Pounds	Cast Votes	Undervotes	Overvotes	Misc write-in votes	Absentee Voting Ballots Cast	Total Ballots Cast	Registered Voters	Turnout Percentage
374	515	227	742	147	0	4	893	893	2,074	43.06%
375	711	314	1,025	214	0	2	1,241	1,241	3,146	39.45%
376	0	0	0	0	0	0	0	0	0	0.00%
400	0	0	0	0	0	0	0	0	0	0.00%
401	899	490	1,389	329	0	4	1,722	1,722	3,693	46.63%
402	710	371	1,081	236	0	2	1,319	1,319	2,664	49.51%
403	927	498	1,425	255	0	4	1,684	1,684	3,942	42.72%
404	679	394	1,073	211	0	5	1,289	1,289	3,624	35.57%
405	548	290	838	154	0	2	994	994	2,545	39.06%
406	888	477	1,365	267	0	1	1,633	1,633	4,199	38.89%
407	764	389	1,153	164	0	6	1,323	1,323	4,663	28.37%
408	16	15	31	6	0	0	37	37	245	15.10%
505	60	34	94	26	1	0	121	121	323	37.46%
515	114	80	194	19	0	0	213	213	643	33.13%
525	189	139	328	53	0	1	382	382	855	44.68%
535	316	187	503	155	1	1	660	660	1,909	34.57%
545	140	97	237	19	0	4	260	260	1,160	22.41%
555	421	266	687	116	1	3	807	807	2,064	39.10%
577	122	124	246	33	0	0	279	279	625	44.64%
578	10	7	17	2	0	0	19	19	58	32.76%

Canvass Results Report

Official

Run Time 9:25 AM

Run Date 06/18/2020

Marion County, Oregon

May 19 2020 Primary Election

5/19/2020

Page 138

Official Results

Registered Voters

81070 of 208283 = 38.92%

Precincts Reporting

123 of 123 = 100.00%

Judge of the Supreme Court, Position 1 - Nonpartisan Party - Vote for One

Precinct	Thomas A Balmer	Van Pounds	Cast Votes	Undervotes	Overvotes	Misc write-in votes	Absentee Voting Ballots Cast	Total Ballots Cast	Registered Voters	Turnout Percentage
579	47	43	90	15	0	0	105	105	206	50.97%
580	298	197	495	117	0	3	615	615	1,388	44.31%
581	645	511	1,156	224	1	4	1,385	1,385	3,844	36.03%
582	126	135	261	48	0	2	311	311	922	33.73%
583	213	252	465	84	0	0	549	549	1,358	40.43%
584	4	5	9	0	0	0	9	9	35	25.71%
586	127	115	242	61	0	0	303	303	688	44.04%
587	27	26	53	15	0	0	68	68	136	50.00%
588	19	15	34	5	0	1	40	40	209	19.14%
589	5	11	16	8	0	0	24	24	36	66.67%
590	173	150	323	65	0	0	388	388	915	42.40%
615	40	44	84	17	0	3	104	104	263	39.54%
625	628	389	1,017	170	0	6	1,193	1,193	3,092	38.58%
635	1,021	565	1,586	291	0	2	1,879	1,879	4,016	46.79%
645	548	324	872	180	1	5	1,058	1,058	2,167	48.82%
655	938	793	1,731	478	0	11	2,220	2,220	5,416	40.99%
674	261	235	496	97	0	5	598	598	1,314	45.51%
676	269	223	492	92	0	2	586	586	1,264	46.36%
677	81	54	135	40	0	1	176	176	399	44.11%
678	488	308	796	155	1	4	956	956	2,846	33.59%

Canvass Results Report

Official

Run Time 9:25 AM

Run Date 06/18/2020

Marion County, Oregon

May 19 2020 Primary Election

5/19/2020

Page 139

Official Results

Registered Voters

81070 of 208283 = 38.92%

Precincts Reporting

123 of 123 = 100.00%

Judge of the Supreme Court, Position 1 - Nonpartisan Party - Vote for One

Precinct	Thomas A Balmer	Van Pounds	Cast Votes	Undervotes	Overvotes	Misc write-in votes	Absentee Voting Ballots Cast	Total Ballots Cast	Registered Voters	Turnout Percentage
679	267	243	510	99	0	3	612	612	1,246	49.12%
680	98	79	177	41	0	2	220	220	487	45.17%
681	306	237	543	111	0	1	655	655	1,384	47.33%
682	746	513	1,259	311	1	3	1,574	1,574	3,280	47.99%
683	115	40	155	28	0	0	183	183	364	50.27%
684	159	134	293	68	0	2	363	363	857	42.36%
686	28	39	67	20	0	0	87	87	201	43.28%
687	35	15	50	5	0	0	55	55	129	42.64%
688	64	35	99	33	0	0	132	132	321	41.12%
689	1	3	4	1	0	0	5	5	14	35.71%
690	614	353	967	143	0	0	1,110	1,110	4,066	27.30%
691	966	525	1,491	309	0	10	1,810	1,810	4,943	36.62%
692	12	13	25	3	0	0	28	28	52	53.85%
694	258	166	424	79	0	0	503	503	1,789	28.12%
696	556	339	895	166	0	5	1,066	1,066	3,315	32.16%
697	465	287	752	147	1	9	909	909	3,074	29.57%
698	251	216	467	89	0	0	556	556	1,280	43.44%
705	337	254	591	94	0	3	688	688	1,783	38.59%
715	372	333	705	98	1	6	810	810	2,731	29.66%
725	299	262	561	93	0	5	659	659	2,119	31.10%

Canvass Results Report

Official

Run Time 9:25 AM

Run Date 06/18/2020

Marion County, Oregon

May 19 2020 Primary Election

5/19/2020

Page 140

Official Results

Registered Voters

81070 of 208283 = 38.92%

Precincts Reporting

123 of 123 = 100.00%

Judge of the Supreme Court, Position 1 - Nonpartisan Party - Vote for One

Precinct	Thomas A Balmer	Van Pounds	Cast Votes	Undervotes	Overvotes	Misc write-in votes	Absentee Voting Ballots Cast	Total Ballots Cast	Registered Voters	Turnout Percentage
779	256	177	433	83	0	1	517	517	1,081	47.83%
780	364	159	523	95	0	6	624	624	1,218	51.23%
781	222	106	328	37	0	0	365	365	710	51.41%
782	103	59	162	35	0	0	197	197	433	45.50%
783	134	91	225	55	0	0	280	280	646	43.34%
784	53	27	80	15	0	0	95	95	226	42.04%
786	69	51	120	35	0	1	156	156	384	40.63%
787	614	458	1,072	235	0	3	1,310	1,310	2,976	44.02%
788	446	383	829	152	0	7	988	988	2,433	40.61%
789	435	367	802	166	1	2	971	971	2,565	37.86%
790	39	47	86	25	0	0	111	111	315	35.24%
815	363	209	572	85	0	2	659	659	2,270	29.03%
825	223	127	350	47	0	2	399	399	1,565	25.50%
835	335	191	526	85	0	0	611	611	1,551	39.39%
845	744	405	1,149	192	1	2	1,344	1,344	2,772	48.48%
855	472	231	703	110	0	8	821	821	2,354	34.88%
865	200	104	304	44	0	2	350	350	1,547	22.62%
905	39	22	61	10	0	0	71	71	244	29.10%
915	69	48	117	14	0	2	133	133	352	37.78%
925	36	26	62	18	0	0	80	80	185	43.24%

Canvass Results Report

Official

Run Time 9:25 AM

Run Date 06/18/2020

Marion County, Oregon

May 19 2020 Primary Election

5/19/2020

Page 141

Official Results

Registered Voters

81070 of 208283 = 38.92%

Precincts Reporting

123 of 123 = 100.00%

Judge of the Supreme Court, Position 1 - Nonpartisan Party - Vote for One

Precinct	Thomas A Balmer	Van Pounds	Cast Votes	Undervotes	Overvotes	Misc write-in votes	Absentee Voting Ballots Cast	Total Ballots Cast	Registered Voters	Turnout Percentage
935	11	7	18	1	0	0	19	19	60	31.67%
981	85	65	150	39	1	1	191	191	451	42.35%
982	0	0	0	0	0	0	0	0	0	0.00%
Totals	43,271	24,273	67,544	13,241	16	269	81,070	81,070	208,283	38.92%

Canvass Results Report

Official

Run Time 9:25 AM

Run Date 06/18/2020

Marion County, Oregon

May 19 2020 Primary Election

5/19/2020

Page 142

Official Results

Registered Voters

81070 of 208283 = 38.92%

Precincts Reporting

123 of 123 = 100.00%

Judge of the Supreme Court, Position 7 - Nonpartisan Party - Vote for One

Precinct	Martha Walters	Cast Votes	Undervotes	Overvotes	Misc write-in votes	Absentee Voting Ballots Cast	Total Ballots Cast	Registered Voters	Turnout Percentage
310	733	733	412	0	11	1,156	1,156	2,801	41.27%
311	1,004	1,004	510	0	21	1,535	1,535	4,188	36.65%
312	790	790	438	0	17	1,245	1,245	2,647	47.03%
320	343	343	169	0	7	519	519	1,781	29.14%
321	424	424	170	0	3	597	597	1,973	30.26%
322	42	42	25	0	0	67	67	108	62.04%
323	907	907	434	0	10	1,351	1,351	2,937	46.00%
324	25	25	14	0	1	40	40	198	20.20%
325	664	664	286	0	8	958	958	3,008	31.85%
326	33	33	4	0	1	38	38	102	37.25%
330	893	893	450	0	8	1,351	1,351	2,830	47.74%
331	353	353	153	0	1	507	507	1,182	42.89%
332	271	271	86	0	3	360	360	1,618	22.25%
333	391	391	159	0	9	559	559	1,459	38.31%
334	58	58	23	0	1	82	82	257	31.91%
335	0	0	0	0	0	0	0	0	0.00%
336	2	2	0	0	0	2	2	15	13.33%
337	1,547	1,547	806	0	10	2,363	2,363	4,853	48.69%
340	884	884	439	0	15	1,338	1,338	3,111	43.01%
341	1,011	1,011	436	0	9	1,456	1,456	3,197	45.54%

Canvass Results Report

Official

Run Time 9:25 AM

Run Date 06/18/2020

Marion County, Oregon

May 19 2020 Primary Election

5/19/2020

Page 143

Official Results

Registered Voters

81070 of 208283 = 38.92%

Precincts Reporting

123 of 123 = 100.00%

Judge of the Supreme Court, Position 7 - Nonpartisan Party - Vote for One

Precinct	Martha Walters	Cast Votes	Undervotes	Overvotes	Misc write-in votes	Absentee Voting Ballots Cast	Total Ballots Cast	Registered Voters	Turnout Percentage
342	3	3	0	0	0	3	3	8	37.50%
343	1,305	1,305	597	0	16	1,918	1,918	4,274	44.88%
344	1,635	1,635	619	0	15	2,269	2,269	5,517	41.13%
350	667	667	229	0	12	908	908	4,049	22.43%
351	204	204	71	0	5	280	280	1,014	27.61%
352	128	128	39	0	3	170	170	742	22.91%
353	483	483	198	0	4	685	685	1,990	34.42%
354	39	39	18	0	0	57	57	189	30.16%
355	16	16	8	0	0	24	24	86	27.91%
356	15	15	17	0	0	32	32	113	28.32%
357	512	512	210	0	10	732	732	2,805	26.10%
361	122	122	35	0	1	158	158	1,148	13.76%
362	304	304	134	0	4	442	442	1,299	34.03%
363	1,006	1,006	400	0	11	1,417	1,417	4,823	29.38%
364	559	559	240	0	8	807	807	2,578	31.30%
365	0	0	0	0	0	0	0	0	0.00%
370	827	827	434	0	7	1,268	1,268	2,199	57.66%
371	1,458	1,458	816	0	20	2,294	2,294	4,082	56.20%
372	383	383	225	0	10	618	618	1,241	49.80%
373	1,144	1,144	547	0	13	1,704	1,704	3,142	54.23%

Canvass Results Report

Official

Run Time 9:25 AM

Run Date 06/18/2020

Marion County, Oregon

May 19 2020 Primary Election

5/19/2020

Page 144

Official Results

Registered Voters

81070 of 208283 = 38.92%

Precincts Reporting

123 of 123 = 100.00%

Judge of the Supreme Court, Position 7 - Nonpartisan Party - Vote for One

Precinct	Martha Walters	Cast Votes	Undervotes	Overvotes	Misc write-in votes	Absentee Voting Ballots Cast	Total Ballots Cast	Registered Voters	Turnout Percentage
374	589	589	291	0	13	893	893	2,074	43.06%
375	864	864	369	0	8	1,241	1,241	3,146	39.45%
376	0	0	0	0	0	0	0	0	0.00%
400	0	0	0	0	0	0	0	0	0.00%
401	1,092	1,092	610	0	20	1,722	1,722	3,693	46.63%
402	875	875	436	0	8	1,319	1,319	2,664	49.51%
403	1,148	1,148	528	0	8	1,684	1,684	3,942	42.72%
404	901	901	367	0	21	1,289	1,289	3,624	35.57%
405	672	672	311	0	11	994	994	2,545	39.06%
406	1,106	1,106	511	0	16	1,633	1,633	4,199	38.89%
407	965	965	347	0	11	1,323	1,323	4,663	28.37%
408	23	23	14	0	0	37	37	245	15.10%
505	78	78	41	0	2	121	121	323	37.46%
515	147	147	64	0	2	213	213	643	33.13%
525	265	265	112	0	5	382	382	855	44.68%
535	406	406	245	0	9	660	660	1,909	34.57%
545	197	197	58	0	5	260	260	1,160	22.41%
555	532	532	270	0	5	807	807	2,064	39.10%
577	173	173	103	0	3	279	279	625	44.64%
578	15	15	4	0	0	19	19	58	32.76%

Canvass Results Report

Official

Run Time 9:25 AM

Run Date 06/18/2020

Marion County, Oregon

May 19 2020 Primary Election

5/19/2020

Page 145

Official Results

Registered Voters

81070 of 208283 = 38.92%

Precincts Reporting

123 of 123 = 100.00%

Judge of the Supreme Court, Position 7 - Nonpartisan Party - Vote for One

Precinct	Martha Walters	Cast Votes	Undervotes	Overvotes	Misc write-in votes	Absentee Voting Ballots Cast	Total Ballots Cast	Registered Voters	Turnout Percentage
579	71	71	34	0	0	105	105	206	50.97%
580	390	390	219	0	6	615	615	1,388	44.31%
581	938	938	433	0	14	1,385	1,385	3,844	36.03%
582	184	184	114	0	13	311	311	922	33.73%
583	337	337	206	0	6	549	549	1,358	40.43%
584	4	4	5	0	0	9	9	35	25.71%
586	171	171	131	0	1	303	303	688	44.04%
587	35	35	33	0	0	68	68	136	50.00%
588	31	31	9	0	0	40	40	209	19.14%
589	14	14	9	0	1	24	24	36	66.67%
590	236	236	151	0	1	388	388	915	42.40%
615	60	60	41	0	3	104	104	263	39.54%
625	859	859	328	0	6	1,193	1,193	3,092	38.58%
635	1,275	1,275	588	0	16	1,879	1,879	4,016	46.79%
645	719	719	332	0	7	1,058	1,058	2,167	48.82%
655	1,361	1,361	829	0	30	2,220	2,220	5,416	40.99%
674	380	380	201	0	17	598	598	1,314	45.51%
676	349	349	233	0	4	586	586	1,264	46.36%
677	98	98	76	0	2	176	176	399	44.11%
678	670	670	275	0	11	956	956	2,846	33.59%

Canvass Results Report

Official

Run Time 9:25 AM

Run Date 06/18/2020

Marion County, Oregon

May 19 2020 Primary Election

5/19/2020

Page 146

Official Results

Registered Voters

81070 of 208283 = 38.92%

Precincts Reporting

123 of 123 = 100.00%

Judge of the Supreme Court, Position 7 - Nonpartisan Party - Vote for One

Precinct	Martha Walters	Cast Votes	Undervotes	Overvotes	Misc write-in votes	Absentee Voting Ballots Cast	Total Ballots Cast	Registered Voters	Turnout Percentage
679	388	388	221	0	3	612	612	1,246	49.12%
680	123	123	97	0	0	220	220	487	45.17%
681	423	423	226	0	6	655	655	1,384	47.33%
682	945	945	610	0	19	1,574	1,574	3,280	47.99%
683	131	131	51	0	1	183	183	364	50.27%
684	211	211	149	0	3	363	363	857	42.36%
686	50	50	37	0	0	87	87	201	43.28%
687	45	45	10	0	0	55	55	129	42.64%
688	79	79	53	0	0	132	132	321	41.12%
689	3	3	2	0	0	5	5	14	35.71%
690	796	796	302	0	12	1,110	1,110	4,066	27.30%
691	1,200	1,200	595	0	15	1,810	1,810	4,943	36.62%
692	14	14	11	0	3	28	28	52	53.85%
694	355	355	140	0	8	503	503	1,789	28.12%
696	741	741	294	0	31	1,066	1,066	3,315	32.16%
697	630	630	265	0	14	909	909	3,074	29.57%
698	343	343	206	0	7	556	556	1,280	43.44%
705	487	487	197	0	4	688	688	1,783	38.59%
715	607	607	196	0	7	810	810	2,731	29.66%
725	451	451	196	0	12	659	659	2,119	31.10%

Canvass Results Report

Official

Run Time 9:25 AM

Run Date 06/18/2020

Marion County, Oregon

May 19 2020 Primary Election

5/19/2020

Page 147

Official Results

Registered Voters

81070 of 208283 = 38.92%

Precincts Reporting

123 of 123 = 100.00%

Judge of the Supreme Court, Position 7 - Nonpartisan Party - Vote for One

Precinct	Martha Walters	Cast Votes	Undervotes	Overvotes	Misc write-in votes	Absentee Voting Ballots Cast	Total Ballots Cast	Registered Voters	Turnout Percentage
779	330	330	184	0	3	517	517	1,081	47.83%
780	414	414	204	0	6	624	624	1,218	51.23%
781	232	232	128	0	5	365	365	710	51.41%
782	126	126	68	0	3	197	197	433	45.50%
783	178	178	100	0	2	280	280	646	43.34%
784	56	56	37	0	2	95	95	226	42.04%
786	90	90	64	0	2	156	156	384	40.63%
787	853	853	447	0	10	1,310	1,310	2,976	44.02%
788	637	637	330	0	21	988	988	2,433	40.61%
789	607	607	352	0	12	971	971	2,565	37.86%
790	69	69	42	0	0	111	111	315	35.24%
815	468	468	183	0	8	659	659	2,270	29.03%
825	307	307	84	0	8	399	399	1,565	25.50%
835	406	406	196	0	9	611	611	1,551	39.39%
845	969	969	359	0	16	1,344	1,344	2,772	48.48%
855	576	576	231	0	14	821	821	2,354	34.88%
865	260	260	86	0	4	350	350	1,547	22.62%
905	47	47	22	0	2	71	71	244	29.10%
915	95	95	37	0	1	133	133	352	37.78%
925	58	58	22	0	0	80	80	185	43.24%

Canvass Results Report

Official

Run Time 9:25 AM

Run Date 06/18/2020

Marion County, Oregon

May 19 2020 Primary Election

5/19/2020

Page 148

Official Results

Registered Voters

81070 of 208283 = 38.92%

Precincts Reporting

123 of 123 = 100.00%

Judge of the Supreme Court, Position 7 - Nonpartisan Party - Vote for One

Precinct	Martha Walters	Cast Votes	Undervotes	Overvotes	Misc write-in votes	Absentee Voting Ballots Cast	Total Ballots Cast	Registered Voters	Turnout Percentage
935	15	15	4	0	0	19	19	60	31.67%
981	128	128	58	0	5	191	191	451	42.35%
982	0	0	0	0	0	0	0	0	0.00%
Totals	54,358	54,358	25,875	0	837	81,070	81,070	208,283	38.92%

Canvass Results Report

Official

Run Time 9:25 AM

Run Date 06/18/2020

Marion County, Oregon

May 19 2020 Primary Election

5/19/2020

Page 149

Official Results

Registered Voters

81070 of 208283 = 38.92%

Precincts Reporting

123 of 123 = 100.00%

Judge of the Court of Appeals, Position 11 - Nonpartisan Party - Vote for One

Precinct	Joel DeVore	Kyle L Krohn	Cast Votes	Undervotes	Overvotes	Misc write-in votes	Absentee Voting Ballots Cast	Total Ballots Cast	Registered Voters	Turnout Percentage
310	508	393	901	251	0	4	1,156	1,156	2,801	41.27%
311	647	563	1,210	316	0	9	1,535	1,535	4,188	36.65%
312	576	407	983	255	0	7	1,245	1,245	2,647	47.03%
320	230	204	434	84	0	1	519	519	1,781	29.14%
321	262	247	509	85	0	3	597	597	1,973	30.26%
322	32	18	50	17	0	0	67	67	108	62.04%
323	651	413	1,064	285	0	2	1,351	1,351	2,937	46.00%
324	14	16	30	10	0	0	40	40	198	20.20%
325	438	343	781	175	0	2	958	958	3,008	31.85%
326	15	20	35	3	0	0	38	38	102	37.25%
330	633	419	1,052	294	2	3	1,351	1,351	2,830	47.74%
331	226	188	414	92	0	1	507	507	1,182	42.89%
332	162	141	303	57	0	0	360	360	1,618	22.25%
333	242	223	465	91	0	3	559	559	1,459	38.31%
334	34	30	64	17	0	1	82	82	257	31.91%
335	0	0	0	0	0	0	0	0	0	0.00%
336	0	2	2	0	0	0	2	2	15	13.33%
337	1,110	742	1,852	507	0	4	2,363	2,363	4,853	48.69%
340	610	434	1,044	291	0	3	1,338	1,338	3,111	43.01%
341	716	486	1,202	251	0	3	1,456	1,456	3,197	45.54%

Canvass Results Report

Official

Run Time 9:25 AM

Run Date 06/18/2020

Marion County, Oregon

May 19 2020 Primary Election

5/19/2020

Page 150

Official Results

Registered Voters

81070 of 208283 = 38.92%

Precincts Reporting

123 of 123 = 100.00%

Judge of the Court of Appeals, Position 11 - Nonpartisan Party - Vote for One

Precinct	Joel DeVore	Kyle L Krohn	Cast Votes	Undervotes	Overvotes	Misc write-in votes	Absentee Voting Ballots Cast	Total Ballots Cast	Registered Voters	Turnout Percentage
342	2	0	2	1	0	0	3	3	8	37.50%
343	906	631	1,537	376	0	5	1,918	1,918	4,274	44.88%
344	1,078	794	1,872	391	1	5	2,269	2,269	5,517	41.13%
350	377	374	751	153	0	4	908	908	4,049	22.43%
351	124	116	240	39	0	1	280	280	1,014	27.61%
352	78	61	139	30	0	1	170	170	742	22.91%
353	308	249	557	128	0	0	685	685	1,990	34.42%
354	19	29	48	9	0	0	57	57	189	30.16%
355	7	10	17	7	0	0	24	24	86	27.91%
356	9	16	25	7	0	0	32	32	113	28.32%
357	287	328	615	114	0	3	732	732	2,805	26.10%
361	64	68	132	25	0	1	158	158	1,148	13.76%
362	184	183	367	73	0	2	442	442	1,299	34.03%
363	676	495	1,171	239	0	7	1,417	1,417	4,823	29.38%
364	364	316	680	125	1	1	807	807	2,578	31.30%
365	0	0	0	0	0	0	0	0	0	0.00%
370	649	340	989	278	0	1	1,268	1,268	2,199	57.66%
371	1,126	608	1,734	559	0	1	2,294	2,294	4,082	56.20%
372	291	195	486	130	0	2	618	618	1,241	49.80%
373	808	535	1,343	351	0	10	1,704	1,704	3,142	54.23%

Canvass Results Report

Official

Run Time 9:25 AM

Run Date 06/18/2020

Marion County, Oregon

May 19 2020 Primary Election

5/19/2020

Page 151

Official Results

Registered Voters

81070 of 208283 = 38.92%

Precincts Reporting

123 of 123 = 100.00%

Judge of the Court of Appeals, Position 11 - Nonpartisan Party - Vote for One

Precinct	Joel DeVore	Kyle L Krohn	Cast Votes	Undervotes	Overvotes	Misc write-in votes	Absentee Voting Ballots Cast	Total Ballots Cast	Registered Voters	Turnout Percentage
374	389	326	715	174	0	4	893	893	2,074	43.06%
375	579	424	1,003	235	1	2	1,241	1,241	3,146	39.45%
376	0	0	0	0	0	0	0	0	0	0.00%
400	0	0	0	0	0	0	0	0	0	0.00%
401	747	566	1,313	406	0	3	1,722	1,722	3,693	46.63%
402	604	428	1,032	285	0	2	1,319	1,319	2,664	49.51%
403	840	521	1,361	320	0	3	1,684	1,684	3,942	42.72%
404	570	474	1,044	239	1	5	1,289	1,289	3,624	35.57%
405	480	320	800	192	0	2	994	994	2,545	39.06%
406	729	566	1,295	337	0	1	1,633	1,633	4,199	38.89%
407	644	487	1,131	189	0	3	1,323	1,323	4,663	28.37%
408	12	19	31	6	0	0	37	37	245	15.10%
505	48	46	94	26	0	1	121	121	323	37.46%
515	89	102	191	22	0	0	213	213	643	33.13%
525	173	138	311	69	0	2	382	382	855	44.68%
535	255	229	484	175	0	1	660	660	1,909	34.57%
545	128	96	224	33	0	3	260	260	1,160	22.41%
555	375	270	645	159	0	3	807	807	2,064	39.10%
577	116	119	235	44	0	0	279	279	625	44.64%
578	9	7	16	3	0	0	19	19	58	32.76%

Canvass Results Report

Official

Run Time 9:25 AM

Run Date 06/18/2020

Marion County, Oregon

May 19 2020 Primary Election

5/19/2020

Page 152

Official Results

Registered Voters

81070 of 208283 = 38.92%

Precincts Reporting

123 of 123 = 100.00%

Judge of the Court of Appeals, Position 11 - Nonpartisan Party - Vote for One

Precinct	Joel DeVore	Kyle L Krohn	Cast Votes	Undervotes	Overvotes	Misc write-in votes	Absentee Voting Ballots Cast	Total Ballots Cast	Registered Voters	Turnout Percentage
579	49	36	85	20	0	0	105	105	206	50.97%
580	279	202	481	133	0	1	615	615	1,388	44.31%
581	579	547	1,126	255	0	4	1,385	1,385	3,844	36.03%
582	116	129	245	65	0	1	311	311	922	33.73%
583	246	191	437	112	0	0	549	549	1,358	40.43%
584	3	5	8	1	0	0	9	9	35	25.71%
586	110	113	223	80	0	0	303	303	688	44.04%
587	31	17	48	20	0	0	68	68	136	50.00%
588	17	18	35	5	0	0	40	40	209	19.14%
589	6	9	15	8	0	1	24	24	36	66.67%
590	164	140	304	84	0	0	388	388	915	42.40%
615	35	40	75	26	0	3	104	104	263	39.54%
625	513	468	981	207	0	5	1,193	1,193	3,092	38.58%
635	824	675	1,499	377	0	3	1,879	1,879	4,016	46.79%
645	463	363	826	229	0	3	1,058	1,058	2,167	48.82%
655	851	789	1,640	567	0	13	2,220	2,220	5,416	40.99%
674	221	245	466	129	0	3	598	598	1,314	45.51%
676	242	216	458	125	0	3	586	586	1,264	46.36%
677	71	56	127	48	0	1	176	176	399	44.11%
678	414	363	777	174	0	5	956	956	2,846	33.59%

Canvass Results Report

Official

Run Time 9:25 AM

Run Date 06/18/2020

Marion County, Oregon

May 19 2020 Primary Election

5/19/2020

Page 153

Official Results

Registered Voters

81070 of 208283 = 38.92%

Precincts Reporting

123 of 123 = 100.00%

Judge of the Court of Appeals, Position 11 - Nonpartisan Party - Vote for One

Precinct	Joel DeVore	Kyle L Krohn	Cast Votes	Undervotes	Overvotes	Misc write-in votes	Absentee Voting Ballots Cast	Total Ballots Cast	Registered Voters	Turnout Percentage
679	241	233	474	136	0	2	612	612	1,246	49.12%
680	94	69	163	57	0	0	220	220	487	45.17%
681	262	253	515	139	0	1	655	655	1,384	47.33%
682	679	516	1,195	376	0	3	1,574	1,574	3,280	47.99%
683	94	55	149	34	0	0	183	183	364	50.27%
684	151	115	266	92	0	5	363	363	857	42.36%
686	39	23	62	25	0	0	87	87	201	43.28%
687	33	16	49	6	0	0	55	55	129	42.64%
688	56	39	95	37	0	0	132	132	321	41.12%
689	2	1	3	2	0	0	5	5	14	35.71%
690	501	434	935	169	1	5	1,110	1,110	4,066	27.30%
691	818	612	1,430	373	1	6	1,810	1,810	4,943	36.62%
692	12	11	23	5	0	0	28	28	52	53.85%
694	218	199	417	86	0	0	503	503	1,789	28.12%
696	478	401	879	182	0	5	1,066	1,066	3,315	32.16%
697	407	324	731	171	0	7	909	909	3,074	29.57%
698	229	215	444	112	0	0	556	556	1,280	43.44%
705	300	267	567	120	0	1	688	688	1,783	38.59%
715	370	326	696	111	0	3	810	810	2,731	29.66%
725	252	283	535	118	0	6	659	659	2,119	31.10%

Canvass Results Report

Official

Run Time 9:25 AM

Run Date 06/18/2020

Marion County, Oregon

May 19 2020 Primary Election

5/19/2020

Page 154

Official Results

Registered Voters

81070 of 208283 = 38.92%

Precincts Reporting

123 of 123 = 100.00%

Judge of the Court of Appeals, Position 11 - Nonpartisan Party - Vote for One

Precinct	Joel DeVore	Kyle L Krohn	Cast Votes	Undervotes	Overvotes	Misc write-in votes	Absentee Voting Ballots Cast	Total Ballots Cast	Registered Voters	Turnout Percentage
779	218	189	407	109	0	1	517	517	1,081	47.83%
780	297	205	502	118	0	4	624	624	1,218	51.23%
781	171	132	303	61	0	1	365	365	710	51.41%
782	84	77	161	36	0	0	197	197	433	45.50%
783	129	84	213	67	0	0	280	280	646	43.34%
784	46	29	75	19	0	1	95	95	226	42.04%
786	62	50	112	43	0	1	156	156	384	40.63%
787	526	481	1,007	303	0	0	1,310	1,310	2,976	44.02%
788	385	411	796	188	0	4	988	988	2,433	40.61%
789	387	395	782	186	1	2	971	971	2,565	37.86%
790	39	39	78	33	0	0	111	111	315	35.24%
815	315	235	550	105	0	4	659	659	2,270	29.03%
825	181	164	345	52	0	2	399	399	1,565	25.50%
835	293	213	506	105	0	0	611	611	1,551	39.39%
845	638	483	1,121	216	0	7	1,344	1,344	2,772	48.48%
855	405	286	691	126	0	4	821	821	2,354	34.88%
865	159	134	293	55	0	2	350	350	1,547	22.62%
905	25	35	60	11	0	0	71	71	244	29.10%
915	56	56	112	21	0	0	133	133	352	37.78%
925	30	26	56	24	0	0	80	80	185	43.24%

Canvass Results Report

Official

Run Time 9:25 AM

Run Date 06/18/2020

Marion County, Oregon

May 19 2020 Primary Election

5/19/2020

Page 155

Official Results

Registered Voters

81070 of 208283 = 38.92%

Precincts Reporting

123 of 123 = 100.00%

Judge of the Court of Appeals, Position 11 - Nonpartisan Party - Vote for One

Precinct	Joel DeVore	Kyle L Krohn	Cast Votes	Undervotes	Overvotes	Misc write-in votes	Absentee Voting Ballots Cast	Total Ballots Cast	Registered Voters	Turnout Percentage
935	6	12	18	1	0	0	19	19	60	31.67%
981	76	68	144	47	0	0	191	191	451	42.35%
982	0	0	0	0	0	0	0	0	0	0.00%
Totals	36,248	28,593	64,841	15,972	9	248	81,070	81,070	208,283	38.92%

Canvass Results Report

Official

Run Time 9:25 AM

Run Date 06/18/2020

Marion County, Oregon

May 19 2020 Primary Election

5/19/2020

Page 156

Official Results

Registered Voters

81070 of 208283 = 38.92%

Precincts Reporting

123 of 123 = 100.00%

Judge of the Court of Appeals, Position 1 - Nonpartisan Party - Vote for One

Precinct	Josephine H Mooney	Cast Votes	Undervotes	Overvotes	Misc write-in votes	Absentee Voting Ballots Cast	Total Ballots Cast	Registered Voters	Turnout Percentage
310	700	700	446	0	10	1,156	1,156	2,801	41.27%
311	992	992	521	0	22	1,535	1,535	4,188	36.65%
312	782	782	446	0	17	1,245	1,245	2,647	47.03%
320	336	336	175	0	8	519	519	1,781	29.14%
321	407	407	184	0	6	597	597	1,973	30.26%
322	41	41	26	0	0	67	67	108	62.04%
323	880	880	461	0	10	1,351	1,351	2,937	46.00%
324	26	26	14	0	0	40	40	198	20.20%
325	653	653	296	0	9	958	958	3,008	31.85%
326	33	33	4	0	1	38	38	102	37.25%
330	854	854	486	0	11	1,351	1,351	2,830	47.74%
331	340	340	165	0	2	507	507	1,182	42.89%
332	274	274	84	0	2	360	360	1,618	22.25%
333	380	380	171	0	8	559	559	1,459	38.31%
334	56	56	25	0	1	82	82	257	31.91%
335	0	0	0	0	0	0	0	0	0.00%
336	2	2	0	0	0	2	2	15	13.33%
337	1,497	1,497	852	0	14	2,363	2,363	4,853	48.69%
340	860	860	466	0	12	1,338	1,338	3,111	43.01%
341	989	989	457	0	10	1,456	1,456	3,197	45.54%

Canvass Results Report

Official

Run Time 9:25 AM

Run Date 06/18/2020

Marion County, Oregon

May 19 2020 Primary Election

5/19/2020

Page 157

Official Results

Registered Voters

81070 of 208283 = 38.92%

Precincts Reporting

123 of 123 = 100.00%

Judge of the Court of Appeals, Position 1 - Nonpartisan Party - Vote for One

Precinct	Josephine H Mooney	Cast Votes	Undervotes	Overvotes	Misc write-in votes	Absentee Voting Ballots Cast	Total Ballots Cast	Registered Voters	Turnout Percentage
342	3	3	0	0	0	3	3	8	37.50%
343	1,267	1,267	630	0	21	1,918	1,918	4,274	44.88%
344	1,593	1,593	655	0	21	2,269	2,269	5,517	41.13%
350	662	662	235	0	11	908	908	4,049	22.43%
351	204	204	70	0	6	280	280	1,014	27.61%
352	121	121	45	0	4	170	170	742	22.91%
353	473	473	209	0	3	685	685	1,990	34.42%
354	37	37	20	0	0	57	57	189	30.16%
355	16	16	8	0	0	24	24	86	27.91%
356	13	13	19	0	0	32	32	113	28.32%
357	490	490	230	0	12	732	732	2,805	26.10%
361	119	119	38	0	1	158	158	1,148	13.76%
362	291	291	146	0	5	442	442	1,299	34.03%
363	995	995	409	0	13	1,417	1,417	4,823	29.38%
364	542	542	254	0	11	807	807	2,578	31.30%
365	0	0	0	0	0	0	0	0	0.00%
370	791	791	467	0	10	1,268	1,268	2,199	57.66%
371	1,394	1,394	887	0	13	2,294	2,294	4,082	56.20%
372	375	375	234	0	9	618	618	1,241	49.80%
373	1,095	1,095	596	0	13	1,704	1,704	3,142	54.23%

Canvass Results Report

Official

Run Time 9:25 AM

Run Date 06/18/2020

Marion County, Oregon

May 19 2020 Primary Election

5/19/2020

Page 158

Official Results

Registered Voters

81070 of 208283 = 38.92%

Precincts Reporting

123 of 123 = 100.00%

Judge of the Court of Appeals, Position 1 - Nonpartisan Party - Vote for One

Precinct	Josephine H Mooney	Cast Votes	Undervotes	Overvotes	Misc write-in votes	Absentee Voting Ballots Cast	Total Ballots Cast	Registered Voters	Turnout Percentage
374	586	586	296	0	11	893	893	2,074	43.06%
375	846	846	382	0	13	1,241	1,241	3,146	39.45%
376	0	0	0	0	0	0	0	0	0.00%
400	0	0	0	0	0	0	0	0	0.00%
401	1,045	1,045	653	0	24	1,722	1,722	3,693	46.63%
402	854	854	457	0	8	1,319	1,319	2,664	49.51%
403	1,122	1,122	546	0	16	1,684	1,684	3,942	42.72%
404	879	879	387	0	23	1,289	1,289	3,624	35.57%
405	660	660	324	0	10	994	994	2,545	39.06%
406	1,084	1,084	528	1	20	1,633	1,633	4,199	38.89%
407	952	952	357	0	14	1,323	1,323	4,663	28.37%
408	23	23	14	0	0	37	37	245	15.10%
505	76	76	44	0	1	121	121	323	37.46%
515	145	145	64	0	4	213	213	643	33.13%
525	261	261	115	0	6	382	382	855	44.68%
535	390	390	263	0	7	660	660	1,909	34.57%
545	193	193	63	0	4	260	260	1,160	22.41%
555	530	530	271	0	6	807	807	2,064	39.10%
577	162	162	111	0	6	279	279	625	44.64%
578	16	16	3	0	0	19	19	58	32.76%

Canvass Results Report

Official

Run Time 9:25 AM

Run Date 06/18/2020

Marion County, Oregon

May 19 2020 Primary Election

5/19/2020

Page 159

Official Results

Registered Voters

81070 of 208283 = 38.92%

Precincts Reporting

123 of 123 = 100.00%

Judge of the Court of Appeals, Position 1 - Nonpartisan Party - Vote for One

Precinct	Josephine H Mooney	Cast Votes	Undervotes	Overvotes	Misc write-in votes	Absentee Voting Ballots Cast	Total Ballots Cast	Registered Voters	Turnout Percentage
579	73	73	32	0	0	105	105	206	50.97%
580	377	377	229	0	9	615	615	1,388	44.31%
581	917	917	451	0	17	1,385	1,385	3,844	36.03%
582	175	175	125	0	11	311	311	922	33.73%
583	327	327	218	0	4	549	549	1,358	40.43%
584	4	4	5	0	0	9	9	35	25.71%
586	166	166	134	0	3	303	303	688	44.04%
587	35	35	33	0	0	68	68	136	50.00%
588	30	30	9	0	1	40	40	209	19.14%
589	12	12	10	0	2	24	24	36	66.67%
590	240	240	147	0	1	388	388	915	42.40%
615	58	58	43	0	3	104	104	263	39.54%
625	850	850	335	0	8	1,193	1,193	3,092	38.58%
635	1,240	1,240	623	0	16	1,879	1,879	4,016	46.79%
645	706	706	345	0	7	1,058	1,058	2,167	48.82%
655	1,318	1,318	865	0	37	2,220	2,220	5,416	40.99%
674	372	372	208	0	18	598	598	1,314	45.51%
676	336	336	241	0	9	586	586	1,264	46.36%
677	95	95	77	0	4	176	176	399	44.11%
678	649	649	292	0	15	956	956	2,846	33.59%

Canvass Results Report

Official

Run Time 9:25 AM

Run Date 06/18/2020

Marion County, Oregon

May 19 2020 Primary Election

5/19/2020

Page 160

Official Results

Registered Voters

81070 of 208283 = 38.92%

Precincts Reporting

123 of 123 = 100.00%

Judge of the Court of Appeals, Position 1 - Nonpartisan Party - Vote for One

Precinct	Josephine H Mooney	Cast Votes	Undervotes	Overvotes	Misc write-in votes	Absentee Voting Ballots Cast	Total Ballots Cast	Registered Voters	Turnout Percentage
679	380	380	222	0	10	612	612	1,246	49.12%
680	123	123	96	0	1	220	220	487	45.17%
681	407	407	236	0	12	655	655	1,384	47.33%
682	918	918	636	0	20	1,574	1,574	3,280	47.99%
683	133	133	49	0	1	183	183	364	50.27%
684	203	203	154	0	6	363	363	857	42.36%
686	47	47	40	0	0	87	87	201	43.28%
687	44	44	11	0	0	55	55	129	42.64%
688	75	75	57	0	0	132	132	321	41.12%
689	3	3	2	0	0	5	5	14	35.71%
690	792	792	302	0	16	1,110	1,110	4,066	27.30%
691	1,165	1,165	622	0	23	1,810	1,810	4,943	36.62%
692	17	17	11	0	0	28	28	52	53.85%
694	359	359	138	0	6	503	503	1,789	28.12%
696	739	739	298	0	29	1,066	1,066	3,315	32.16%
697	619	619	277	0	13	909	909	3,074	29.57%
698	339	339	214	0	3	556	556	1,280	43.44%
705	464	464	216	0	8	688	688	1,783	38.59%
715	600	600	199	0	11	810	810	2,731	29.66%
725	453	453	193	0	13	659	659	2,119	31.10%

Canvass Results Report

Official

Run Time 9:25 AM

Run Date 06/18/2020

Marion County, Oregon

May 19 2020 Primary Election

5/19/2020

Page 161

Official Results

Registered Voters

81070 of 208283 = 38.92%

Precincts Reporting

123 of 123 = 100.00%

Judge of the Court of Appeals, Position 1 - Nonpartisan Party - Vote for One

Precinct	Josephine H Mooney	Cast Votes	Undervotes	Overvotes	Misc write-in votes	Absentee Voting Ballots Cast	Total Ballots Cast	Registered Voters	Turnout Percentage
779	320	320	195	0	2	517	517	1,081	47.83%
780	405	405	213	0	6	624	624	1,218	51.23%
781	224	224	137	0	4	365	365	710	51.41%
782	121	121	71	0	5	197	197	433	45.50%
783	175	175	104	0	1	280	280	646	43.34%
784	51	51	43	0	1	95	95	226	42.04%
786	90	90	64	0	2	156	156	384	40.63%
787	829	829	470	0	11	1,310	1,310	2,976	44.02%
788	624	624	342	0	22	988	988	2,433	40.61%
789	602	602	364	0	5	971	971	2,565	37.86%
790	65	65	46	0	0	111	111	315	35.24%
815	456	456	192	0	11	659	659	2,270	29.03%
825	293	293	98	0	8	399	399	1,565	25.50%
835	404	404	201	0	6	611	611	1,551	39.39%
845	947	947	382	0	15	1,344	1,344	2,772	48.48%
855	562	562	242	0	17	821	821	2,354	34.88%
865	254	254	94	0	2	350	350	1,547	22.62%
905	44	44	25	1	1	71	71	244	29.10%
915	92	92	38	0	3	133	133	352	37.78%
925	52	52	28	0	0	80	80	185	43.24%

Canvass Results Report

Official

Run Time 9:25 AM

Run Date 06/18/2020

Marion County, Oregon

May 19 2020 Primary Election

5/19/2020

Page 162

Official Results

Registered Voters

81070 of 208283 = 38.92%

Precincts Reporting

123 of 123 = 100.00%

Judge of the Court of Appeals, Position 1 - Nonpartisan Party - Vote for One

Precinct	Josephine H Mooney	Cast Votes	Undervotes	Overvotes	Misc write-in votes	Absentee Voting Ballots Cast	Total Ballots Cast	Registered Voters	Turnout Percentage
935	15	15	4	0	0	19	19	60	31.67%
981	125	125	61	0	5	191	191	451	42.35%
982	0	0	0	0	0	0	0	0	0.00%
Totals	53,017	53,017	27,118	2	933	81,070	81,070	208,283	38.92%

Canvass Results Report

Official

Run Time 9:25 AM

Run Date 06/18/2020

Marion County, Oregon

May 19 2020 Primary Election

5/19/2020

Page 163

Official Results

Registered Voters

81070 of 208283 = 38.92%

Precincts Reporting

123 of 123 = 100.00%

Judge of the Court of Appeals, Position 12 - Nonpartisan Party - Vote for One

Precinct	Erin C Lagesen	Cast Votes	Undervotes	Overvotes	Misc write-in votes	Absentee Voting Ballots Cast	Total Ballots Cast	Registered Voters	Turnout Percentage
310	690	690	456	0	10	1,156	1,156	2,801	41.27%
311	980	980	539	0	16	1,535	1,535	4,188	36.65%
312	770	770	461	0	14	1,245	1,245	2,647	47.03%
320	333	333	180	0	6	519	519	1,781	29.14%
321	403	403	188	0	6	597	597	1,973	30.26%
322	41	41	26	0	0	67	67	108	62.04%
323	872	872	475	0	4	1,351	1,351	2,937	46.00%
324	26	26	14	0	0	40	40	198	20.20%
325	659	659	291	0	8	958	958	3,008	31.85%
326	34	34	4	0	0	38	38	102	37.25%
330	851	851	490	0	10	1,351	1,351	2,830	47.74%
331	336	336	170	0	1	507	507	1,182	42.89%
332	276	276	84	0	0	360	360	1,618	22.25%
333	375	375	177	0	7	559	559	1,459	38.31%
334	55	55	26	0	1	82	82	257	31.91%
335	0	0	0	0	0	0	0	0	0.00%
336	2	2	0	0	0	2	2	15	13.33%
337	1,495	1,495	863	0	5	2,363	2,363	4,853	48.69%
340	874	874	456	0	8	1,338	1,338	3,111	43.01%
341	992	992	455	0	9	1,456	1,456	3,197	45.54%

Canvass Results Report

Official

Run Time 9:25 AM

Run Date 06/18/2020

Marion County, Oregon

May 19 2020 Primary Election

5/19/2020

Page 164

Official Results

Registered Voters

81070 of 208283 = 38.92%

Precincts Reporting

123 of 123 = 100.00%

Judge of the Court of Appeals, Position 12 - Nonpartisan Party - Vote for One

Precinct	Erin C Lagesen	Cast Votes	Undervotes	Overvotes	Misc write-in votes	Absentee Voting Ballots Cast	Total Ballots Cast	Registered Voters	Turnout Percentage
342	3	3	0	0	0	3	3	8	37.50%
343	1,279	1,279	632	0	7	1,918	1,918	4,274	44.88%
344	1,598	1,598	658	0	13	2,269	2,269	5,517	41.13%
350	656	656	244	0	8	908	908	4,049	22.43%
351	205	205	70	0	5	280	280	1,014	27.61%
352	123	123	45	0	2	170	170	742	22.91%
353	474	474	208	0	3	685	685	1,990	34.42%
354	37	37	20	0	0	57	57	189	30.16%
355	16	16	8	0	0	24	24	86	27.91%
356	12	12	20	0	0	32	32	113	28.32%
357	501	501	222	0	9	732	732	2,805	26.10%
361	117	117	40	0	1	158	158	1,148	13.76%
362	286	286	154	0	2	442	442	1,299	34.03%
363	990	990	418	0	9	1,417	1,417	4,823	29.38%
364	548	548	249	0	10	807	807	2,578	31.30%
365	0	0	0	0	0	0	0	0	0.00%
370	782	782	479	0	7	1,268	1,268	2,199	57.66%
371	1,394	1,394	890	0	10	2,294	2,294	4,082	56.20%
372	372	372	240	0	6	618	618	1,241	49.80%
373	1,097	1,097	596	0	11	1,704	1,704	3,142	54.23%

Canvass Results Report

Official

Run Time 9:25 AM

Run Date 06/18/2020

Marion County, Oregon

May 19 2020 Primary Election

5/19/2020

Page 165

Official Results

Registered Voters

81070 of 208283 = 38.92%

Precincts Reporting

123 of 123 = 100.00%

Judge of the Court of Appeals, Position 12 - Nonpartisan Party - Vote for One

Precinct	Erin C Lagesen	Cast Votes	Undervotes	Overvotes	Misc write-in votes	Absentee Voting Ballots Cast	Total Ballots Cast	Registered Voters	Turnout Percentage
374	581	581	308	0	4	893	893	2,074	43.06%
375	836	836	395	0	10	1,241	1,241	3,146	39.45%
376	0	0	0	0	0	0	0	0	0.00%
400	0	0	0	0	0	0	0	0	0.00%
401	1,058	1,058	652	0	12	1,722	1,722	3,693	46.63%
402	848	848	465	0	6	1,319	1,319	2,664	49.51%
403	1,104	1,104	573	0	7	1,684	1,684	3,942	42.72%
404	877	877	393	0	19	1,289	1,289	3,624	35.57%
405	656	656	333	0	5	994	994	2,545	39.06%
406	1,082	1,082	543	0	8	1,633	1,633	4,199	38.89%
407	956	956	356	0	11	1,323	1,323	4,663	28.37%
408	23	23	14	0	0	37	37	245	15.10%
505	76	76	44	0	1	121	121	323	37.46%
515	148	148	63	0	2	213	213	643	33.13%
525	256	256	122	0	4	382	382	855	44.68%
535	399	399	255	0	6	660	660	1,909	34.57%
545	194	194	62	0	4	260	260	1,160	22.41%
555	523	523	278	0	6	807	807	2,064	39.10%
577	168	168	111	0	0	279	279	625	44.64%
578	15	15	4	0	0	19	19	58	32.76%

Canvass Results Report

Official

Run Time 9:25 AM

Run Date 06/18/2020

Marion County, Oregon

May 19 2020 Primary Election

5/19/2020

Page 166

Official Results

Registered Voters

81070 of 208283 = 38.92%

Precincts Reporting

123 of 123 = 100.00%

Judge of the Court of Appeals, Position 12 - Nonpartisan Party - Vote for One

Precinct	Erin C Lagesen	Cast Votes	Undervotes	Overvotes	Misc write-in votes	Absentee Voting Ballots Cast	Total Ballots Cast	Registered Voters	Turnout Percentage
579	71	71	32	0	2	105	105	206	50.97%
580	377	377	232	0	6	615	615	1,388	44.31%
581	919	919	451	0	15	1,385	1,385	3,844	36.03%
582	178	178	124	0	9	311	311	922	33.73%
583	331	331	214	0	4	549	549	1,358	40.43%
584	4	4	5	0	0	9	9	35	25.71%
586	168	168	134	0	1	303	303	688	44.04%
587	35	35	33	0	0	68	68	136	50.00%
588	30	30	9	0	1	40	40	209	19.14%
589	13	13	10	0	1	24	24	36	66.67%
590	239	239	149	0	0	388	388	915	42.40%
615	59	59	42	0	3	104	104	263	39.54%
625	845	845	343	0	5	1,193	1,193	3,092	38.58%
635	1,236	1,236	628	0	15	1,879	1,879	4,016	46.79%
645	708	708	342	0	8	1,058	1,058	2,167	48.82%
655	1,333	1,333	863	0	24	2,220	2,220	5,416	40.99%
674	376	376	210	0	12	598	598	1,314	45.51%
676	340	340	241	0	5	586	586	1,264	46.36%
677	96	96	79	0	1	176	176	399	44.11%
678	646	646	300	0	10	956	956	2,846	33.59%

Canvass Results Report

Official

Run Time 9:25 AM

Run Date 06/18/2020

Marion County, Oregon

May 19 2020 Primary Election

5/19/2020

Page 167

Official Results

Registered Voters

81070 of 208283 = 38.92%

Precincts Reporting

123 of 123 = 100.00%

Judge of the Court of Appeals, Position 12 - Nonpartisan Party - Vote for One

Precinct	Erin C Lagesen	Cast Votes	Undervotes	Overvotes	Misc write-in votes	Absentee Voting Ballots Cast	Total Ballots Cast	Registered Voters	Turnout Percentage
679	384	384	226	0	2	612	612	1,246	49.12%
680	119	119	101	0	0	220	220	487	45.17%
681	411	411	238	0	6	655	655	1,384	47.33%
682	930	930	631	0	13	1,574	1,574	3,280	47.99%
683	129	129	53	0	1	183	183	364	50.27%
684	204	204	155	0	4	363	363	857	42.36%
686	49	49	38	0	0	87	87	201	43.28%
687	45	45	10	0	0	55	55	129	42.64%
688	75	75	57	0	0	132	132	321	41.12%
689	3	3	2	0	0	5	5	14	35.71%
690	781	781	318	0	11	1,110	1,110	4,066	27.30%
691	1,168	1,168	627	0	15	1,810	1,810	4,943	36.62%
692	17	17	11	0	0	28	28	52	53.85%
694	357	357	141	0	5	503	503	1,789	28.12%
696	741	741	303	0	22	1,066	1,066	3,315	32.16%
697	619	619	279	0	11	909	909	3,074	29.57%
698	339	339	213	0	4	556	556	1,280	43.44%
705	480	480	205	0	3	688	688	1,783	38.59%
715	605	605	199	0	6	810	810	2,731	29.66%
725	454	454	197	0	8	659	659	2,119	31.10%

Canvass Results Report

Official

Run Time 9:25 AM

Run Date 06/18/2020

Marion County, Oregon

May 19 2020 Primary Election

5/19/2020

Page 168

Official Results

Registered Voters

81070 of 208283 = 38.92%

Precincts Reporting

123 of 123 = 100.00%

Judge of the Court of Appeals, Position 12 - Nonpartisan Party - Vote for One

Precinct	Erin C Lagesen	Cast Votes	Undervotes	Overvotes	Misc write-in votes	Absentee Voting Ballots Cast	Total Ballots Cast	Registered Voters	Turnout Percentage
779	317	317	198	0	2	517	517	1,081	47.83%
780	399	399	220	0	5	624	624	1,218	51.23%
781	227	227	136	0	2	365	365	710	51.41%
782	122	122	73	0	2	197	197	433	45.50%
783	178	178	100	0	2	280	280	646	43.34%
784	51	51	44	0	0	95	95	226	42.04%
786	90	90	64	0	2	156	156	384	40.63%
787	825	825	475	0	10	1,310	1,310	2,976	44.02%
788	623	623	351	0	14	988	988	2,433	40.61%
789	600	600	367	0	4	971	971	2,565	37.86%
790	66	66	45	0	0	111	111	315	35.24%
815	454	454	195	0	10	659	659	2,270	29.03%
825	299	299	95	0	5	399	399	1,565	25.50%
835	403	403	201	0	7	611	611	1,551	39.39%
845	943	943	387	0	14	1,344	1,344	2,772	48.48%
855	562	562	247	0	12	821	821	2,354	34.88%
865	255	255	93	0	2	350	350	1,547	22.62%
905	45	45	25	0	1	71	71	244	29.10%
915	94	94	38	0	1	133	133	352	37.78%
925	54	54	26	0	0	80	80	185	43.24%

Canvass Results Report

Official

Run Time 9:25 AM

Run Date 06/18/2020

Marion County, Oregon

May 19 2020 Primary Election

5/19/2020

Page 169

Official Results

Registered Voters

81070 of 208283 = 38.92%

Precincts Reporting

123 of 123 = 100.00%

Judge of the Court of Appeals, Position 12 - Nonpartisan Party - Vote for One

Precinct	Erin C Lagesen	Cast Votes	Undervotes	Overvotes	Misc write-in votes	Absentee Voting Ballots Cast	Total Ballots Cast	Registered Voters	Turnout Percentage
935	15	15	4	0	0	19	19	60	31.67%
981	124	124	62	0	5	191	191	451	42.35%
982	0	0	0	0	0	0	0	0	0.00%
Totals	53,014	53,014	27,410	0	646	81,070	81,070	208,283	38.92%

Canvass Results Report

Official

Run Time 9:25 AM

Run Date 06/18/2020

Marion County, Oregon

May 19 2020 Primary Election

5/19/2020

Page 170

Official Results

Registered Voters

81070 of 208283 = 38.92%

Precincts Reporting

123 of 123 = 100.00%

Judge of the Court of Appeals, Position 13 - Nonpartisan Party - Vote for One

Precinct	Doug Tookey	Cast Votes	Undervotes	Overvotes	Misc write-in votes	Absentee Voting Ballots Cast	Total Ballots Cast	Registered Voters	Turnout Percentage
310	685	685	459	0	12	1,156	1,156	2,801	41.27%
311	968	968	549	0	18	1,535	1,535	4,188	36.65%
312	758	758	470	0	17	1,245	1,245	2,647	47.03%
320	331	331	181	0	7	519	519	1,781	29.14%
321	405	405	185	0	7	597	597	1,973	30.26%
322	41	41	26	0	0	67	67	108	62.04%
323	856	856	488	0	7	1,351	1,351	2,937	46.00%
324	26	26	14	0	0	40	40	198	20.20%
325	643	643	308	1	6	958	958	3,008	31.85%
326	33	33	4	0	1	38	38	102	37.25%
330	845	845	495	0	11	1,351	1,351	2,830	47.74%
331	337	337	170	0	0	507	507	1,182	42.89%
332	267	267	92	0	1	360	360	1,618	22.25%
333	381	381	172	0	6	559	559	1,459	38.31%
334	54	54	26	0	2	82	82	257	31.91%
335	0	0	0	0	0	0	0	0	0.00%
336	2	2	0	0	0	2	2	15	13.33%
337	1,490	1,490	858	0	15	2,363	2,363	4,853	48.69%
340	864	864	465	0	9	1,338	1,338	3,111	43.01%
341	986	986	459	0	11	1,456	1,456	3,197	45.54%

Canvass Results Report

Official

Run Time 9:25 AM

Run Date 06/18/2020

Marion County, Oregon

May 19 2020 Primary Election

5/19/2020

Page 171

Official Results

Registered Voters

81070 of 208283 = 38.92%

Precincts Reporting

123 of 123 = 100.00%

Judge of the Court of Appeals, Position 13 - Nonpartisan Party - Vote for One

Precinct	Doug Tookey	Cast Votes	Undervotes	Overvotes	Misc write-in votes	Absentee Voting Ballots Cast	Total Ballots Cast	Registered Voters	Turnout Percentage
342	3	3	0	0	0	3	3	8	37.50%
343	1,270	1,270	636	0	12	1,918	1,918	4,274	44.88%
344	1,581	1,581	676	0	12	2,269	2,269	5,517	41.13%
350	655	655	246	0	7	908	908	4,049	22.43%
351	204	204	71	0	5	280	280	1,014	27.61%
352	121	121	46	0	3	170	170	742	22.91%
353	473	473	210	0	2	685	685	1,990	34.42%
354	36	36	21	0	0	57	57	189	30.16%
355	16	16	8	0	0	24	24	86	27.91%
356	12	12	20	0	0	32	32	113	28.32%
357	498	498	225	0	9	732	732	2,805	26.10%
361	118	118	40	0	0	158	158	1,148	13.76%
362	285	285	151	0	6	442	442	1,299	34.03%
363	983	983	425	0	9	1,417	1,417	4,823	29.38%
364	545	545	256	0	6	807	807	2,578	31.30%
365	0	0	0	0	0	0	0	0	0.00%
370	779	779	481	1	7	1,268	1,268	2,199	57.66%
371	1,396	1,396	885	0	13	2,294	2,294	4,082	56.20%
372	364	364	245	0	9	618	618	1,241	49.80%
373	1,097	1,097	592	0	15	1,704	1,704	3,142	54.23%

Canvass Results Report

Official

Run Time 9:25 AM

Run Date 06/18/2020

Marion County, Oregon

May 19 2020 Primary Election

5/19/2020

Page 172

Official Results

Registered Voters

81070 of 208283 = 38.92%

Precincts Reporting

123 of 123 = 100.00%

Judge of the Court of Appeals, Position 13 - Nonpartisan Party - Vote for One

Precinct	Doug Tookey	Cast Votes	Undervotes	Overvotes	Misc write-in votes	Absentee Voting Ballots Cast	Total Ballots Cast	Registered Voters	Turnout Percentage
374	578	578	305	0	10	893	893	2,074	43.06%
375	834	834	397	0	10	1,241	1,241	3,146	39.45%
376	0	0	0	0	0	0	0	0	0.00%
400	0	0	0	0	0	0	0	0	0.00%
401	1,062	1,062	648	0	12	1,722	1,722	3,693	46.63%
402	864	864	449	0	6	1,319	1,319	2,664	49.51%
403	1,129	1,129	550	0	5	1,684	1,684	3,942	42.72%
404	877	877	389	0	23	1,289	1,289	3,624	35.57%
405	654	654	331	0	9	994	994	2,545	39.06%
406	1,107	1,107	519	0	7	1,633	1,633	4,199	38.89%
407	963	963	349	0	11	1,323	1,323	4,663	28.37%
408	23	23	14	0	0	37	37	245	15.10%
505	77	77	43	0	1	121	121	323	37.46%
515	145	145	66	0	2	213	213	643	33.13%
525	255	255	121	0	6	382	382	855	44.68%
535	393	393	261	0	6	660	660	1,909	34.57%
545	193	193	63	0	4	260	260	1,160	22.41%
555	525	525	277	0	5	807	807	2,064	39.10%
577	165	165	114	0	0	279	279	625	44.64%
578	15	15	4	0	0	19	19	58	32.76%

Canvass Results Report

Official

Run Time 9:25 AM

Run Date 06/18/2020

Marion County, Oregon

May 19 2020 Primary Election

5/19/2020

Page 173

Official Results

Registered Voters

81070 of 208283 = 38.92%

Precincts Reporting

123 of 123 = 100.00%

Judge of the Court of Appeals, Position 13 - Nonpartisan Party - Vote for One

Precinct	Doug Tookey	Cast Votes	Undervotes	Overvotes	Misc write-in votes	Absentee Voting Ballots Cast	Total Ballots Cast	Registered Voters	Turnout Percentage
579	69	69	34	0	2	105	105	206	50.97%
580	380	380	231	0	4	615	615	1,388	44.31%
581	914	914	460	0	11	1,385	1,385	3,844	36.03%
582	177	177	123	0	11	311	311	922	33.73%
583	329	329	216	0	4	549	549	1,358	40.43%
584	4	4	5	0	0	9	9	35	25.71%
586	166	166	134	0	3	303	303	688	44.04%
587	35	35	33	0	0	68	68	136	50.00%
588	30	30	9	0	1	40	40	209	19.14%
589	14	14	9	0	1	24	24	36	66.67%
590	244	244	144	0	0	388	388	915	42.40%
615	58	58	43	0	3	104	104	263	39.54%
625	840	840	347	0	6	1,193	1,193	3,092	38.58%
635	1,230	1,230	637	0	12	1,879	1,879	4,016	46.79%
645	695	695	356	0	7	1,058	1,058	2,167	48.82%
655	1,310	1,310	886	0	24	2,220	2,220	5,416	40.99%
674	372	372	213	0	13	598	598	1,314	45.51%
676	338	338	241	0	7	586	586	1,264	46.36%
677	95	95	79	0	2	176	176	399	44.11%
678	647	647	298	0	11	956	956	2,846	33.59%

Canvass Results Report

Official

Run Time 9:25 AM

Run Date 06/18/2020

Marion County, Oregon

May 19 2020 Primary Election

5/19/2020

Page 174

Official Results

Registered Voters

81070 of 208283 = 38.92%

Precincts Reporting

123 of 123 = 100.00%

Judge of the Court of Appeals, Position 13 - Nonpartisan Party - Vote for One

Precinct	Doug Tookey	Cast Votes	Undervotes	Overvotes	Misc write-in votes	Absentee Voting Ballots Cast	Total Ballots Cast	Registered Voters	Turnout Percentage
679	386	386	224	0	2	612	612	1,246	49.12%
680	120	120	100	0	0	220	220	487	45.17%
681	409	409	240	0	6	655	655	1,384	47.33%
682	927	927	631	0	16	1,574	1,574	3,280	47.99%
683	127	127	55	0	1	183	183	364	50.27%
684	204	204	155	0	4	363	363	857	42.36%
686	49	49	38	0	0	87	87	201	43.28%
687	44	44	11	0	0	55	55	129	42.64%
688	76	76	56	0	0	132	132	321	41.12%
689	3	3	2	0	0	5	5	14	35.71%
690	783	783	313	0	14	1,110	1,110	4,066	27.30%
691	1,164	1,164	629	0	17	1,810	1,810	4,943	36.62%
692	17	17	11	0	0	28	28	52	53.85%
694	351	351	147	0	5	503	503	1,789	28.12%
696	742	742	303	0	21	1,066	1,066	3,315	32.16%
697	616	616	280	0	13	909	909	3,074	29.57%
698	340	340	214	0	2	556	556	1,280	43.44%
705	474	474	208	0	6	688	688	1,783	38.59%
715	596	596	204	0	10	810	810	2,731	29.66%
725	452	452	199	0	8	659	659	2,119	31.10%

Canvass Results Report

Official

Run Time 9:25 AM

Run Date 06/18/2020

Marion County, Oregon

May 19 2020 Primary Election

5/19/2020

Page 175

Official Results

Registered Voters

81070 of 208283 = 38.92%

Precincts Reporting

123 of 123 = 100.00%

Judge of the Court of Appeals, Position 13 - Nonpartisan Party - Vote for One

Precinct	Doug Tookey	Cast Votes	Undervotes	Overvotes	Misc write-in votes	Absentee Voting Ballots Cast	Total Ballots Cast	Registered Voters	Turnout Percentage
779	317	317	198	0	2	517	517	1,081	47.83%
780	393	393	225	0	6	624	624	1,218	51.23%
781	226	226	136	0	3	365	365	710	51.41%
782	121	121	70	0	6	197	197	433	45.50%
783	176	176	103	0	1	280	280	646	43.34%
784	52	52	42	0	1	95	95	226	42.04%
786	90	90	64	0	2	156	156	384	40.63%
787	823	823	478	0	9	1,310	1,310	2,976	44.02%
788	615	615	356	0	17	988	988	2,433	40.61%
789	594	594	371	0	6	971	971	2,565	37.86%
790	66	66	43	0	2	111	111	315	35.24%
815	452	452	195	0	12	659	659	2,270	29.03%
825	290	290	104	0	5	399	399	1,565	25.50%
835	399	399	206	0	6	611	611	1,551	39.39%
845	939	939	396	0	9	1,344	1,344	2,772	48.48%
855	562	562	248	0	11	821	821	2,354	34.88%
865	255	255	90	0	5	350	350	1,547	22.62%
905	46	46	24	0	1	71	71	244	29.10%
915	89	89	40	0	4	133	133	352	37.78%
925	54	54	26	0	0	80	80	185	43.24%

Canvass Results Report

Official

Run Time 9:25 AM

Run Date 06/18/2020

Marion County, Oregon

May 19 2020 Primary Election

5/19/2020

Page 176

Official Results

Registered Voters

81070 of 208283 = 38.92%

Precincts Reporting

123 of 123 = 100.00%

Judge of the Court of Appeals, Position 13 - Nonpartisan Party - Vote for One

Precinct	Doug Tookey	Cast Votes	Undervotes	Overvotes	Misc write-in votes	Absentee Voting Ballots Cast	Total Ballots Cast	Registered Voters	Turnout Percentage
935	15	15	4	0	0	19	19	60	31.67%
981	126	126	59	0	6	191	191	451	42.35%
982	0	0	0	0	0	0	0	0	0.00%
Totals	52,794	52,794	27,551	2	723	81,070	81,070	208,283	38.92%

Canvass Results Report

Official

Run Time 9:25 AM

Run Date 06/18/2020

Marion County, Oregon

May 19 2020 Primary Election

5/19/2020

Page 177

Official Results

Registered Voters

81070 of 208283 = 38.92%

Precincts Reporting

123 of 123 = 100.00%

Judge of the Circuit Court, 3rd District, Position 2 - Nonpartisan Party - Vote for One

Precinct	Tracy A Prall	Cast Votes	Undervotes	Overvotes	Misc write-in votes	Absentee Voting Ballots Cast	Total Ballots Cast	Registered Voters	Turnout Percentage
310	682	682	465	0	9	1,156	1,156	2,801	41.27%
311	974	974	544	0	17	1,535	1,535	4,188	36.65%
312	751	751	478	0	16	1,245	1,245	2,647	47.03%
320	326	326	185	0	8	519	519	1,781	29.14%
321	403	403	189	0	5	597	597	1,973	30.26%
322	40	40	27	0	0	67	67	108	62.04%
323	847	847	497	0	7	1,351	1,351	2,937	46.00%
324	26	26	14	0	0	40	40	198	20.20%
325	632	632	320	0	6	958	958	3,008	31.85%
326	33	33	4	0	1	38	38	102	37.25%
330	826	826	517	0	8	1,351	1,351	2,830	47.74%
331	315	315	191	0	1	507	507	1,182	42.89%
332	262	262	97	0	1	360	360	1,618	22.25%
333	376	376	177	0	6	559	559	1,459	38.31%
334	54	54	27	0	1	82	82	257	31.91%
335	0	0	0	0	0	0	0	0	0.00%
336	2	2	0	0	0	2	2	15	13.33%
337	1,448	1,448	906	0	9	2,363	2,363	4,853	48.69%
340	836	836	492	0	10	1,338	1,338	3,111	43.01%
341	970	970	478	0	8	1,456	1,456	3,197	45.54%

Canvass Results Report

Official

Run Time 9:25 AM

Run Date 06/18/2020

Marion County, Oregon

May 19 2020 Primary Election

5/19/2020

Page 178

Official Results

Registered Voters

81070 of 208283 = 38.92%

Precincts Reporting

123 of 123 = 100.00%

Judge of the Circuit Court, 3rd District, Position 2 - Nonpartisan Party - Vote for One

Precinct	Tracy A Prall	Cast Votes	Undervotes	Overvotes	Misc write-in votes	Absentee Voting Ballots Cast	Total Ballots Cast	Registered Voters	Turnout Percentage
342	3	3	0	0	0	3	3	8	37.50%
343	1,247	1,247	660	0	11	1,918	1,918	4,274	44.88%
344	1,533	1,533	725	0	11	2,269	2,269	5,517	41.13%
350	645	645	256	0	7	908	908	4,049	22.43%
351	200	200	75	0	5	280	280	1,014	27.61%
352	121	121	47	0	2	170	170	742	22.91%
353	473	473	210	0	2	685	685	1,990	34.42%
354	34	34	22	0	1	57	57	189	30.16%
355	15	15	9	0	0	24	24	86	27.91%
356	12	12	20	0	0	32	32	113	28.32%
357	494	494	229	0	9	732	732	2,805	26.10%
361	121	121	37	0	0	158	158	1,148	13.76%
362	289	289	150	0	3	442	442	1,299	34.03%
363	967	967	441	0	9	1,417	1,417	4,823	29.38%
364	533	533	266	0	8	807	807	2,578	31.30%
365	0	0	0	0	0	0	0	0	0.00%
370	784	784	479	0	5	1,268	1,268	2,199	57.66%
371	1,355	1,355	931	0	8	2,294	2,294	4,082	56.20%
372	357	357	255	0	6	618	618	1,241	49.80%
373	1,083	1,083	609	0	12	1,704	1,704	3,142	54.23%

Canvass Results Report

Official

Run Time 9:25 AM

Run Date 06/18/2020

Marion County, Oregon

May 19 2020 Primary Election

5/19/2020

Page 179

Official Results

Registered Voters

81070 of 208283 = 38.92%

Precincts Reporting

123 of 123 = 100.00%

Judge of the Circuit Court, 3rd District, Position 2 - Nonpartisan Party - Vote for One

Precinct	Tracy A Prall	Cast Votes	Undervotes	Overvotes	Misc write-in votes	Absentee Voting Ballots Cast	Total Ballots Cast	Registered Voters	Turnout Percentage
374	572	572	315	0	6	893	893	2,074	43.06%
375	814	814	418	0	9	1,241	1,241	3,146	39.45%
376	0	0	0	0	0	0	0	0	0.00%
400	0	0	0	0	0	0	0	0	0.00%
401	1,088	1,088	625	0	9	1,722	1,722	3,693	46.63%
402	872	872	442	0	5	1,319	1,319	2,664	49.51%
403	1,136	1,136	546	0	2	1,684	1,684	3,942	42.72%
404	877	877	397	0	15	1,289	1,289	3,624	35.57%
405	660	660	327	0	7	994	994	2,545	39.06%
406	1,104	1,104	526	0	3	1,633	1,633	4,199	38.89%
407	955	955	357	0	11	1,323	1,323	4,663	28.37%
408	22	22	15	0	0	37	37	245	15.10%
505	75	75	45	0	1	121	121	323	37.46%
515	144	144	67	0	2	213	213	643	33.13%
525	247	247	132	0	3	382	382	855	44.68%
535	396	396	261	0	3	660	660	1,909	34.57%
545	195	195	63	0	2	260	260	1,160	22.41%
555	520	520	282	0	5	807	807	2,064	39.10%
577	178	178	101	0	0	279	279	625	44.64%
578	15	15	4	0	0	19	19	58	32.76%

Canvass Results Report

Official

Run Time 9:25 AM

Run Date 06/18/2020

Marion County, Oregon

May 19 2020 Primary Election

5/19/2020

Page 180

Official Results

Registered Voters

81070 of 208283 = 38.92%

Precincts Reporting

123 of 123 = 100.00%

Judge of the Circuit Court, 3rd District, Position 2 - Nonpartisan Party - Vote for One

Precinct	Tracy A Prall	Cast Votes	Undervotes	Overvotes	Misc write-in votes	Absentee Voting Ballots Cast	Total Ballots Cast	Registered Voters	Turnout Percentage
579	73	73	32	0	0	105	105	206	50.97%
580	380	380	231	0	4	615	615	1,388	44.31%
581	884	884	491	0	10	1,385	1,385	3,844	36.03%
582	177	177	125	0	9	311	311	922	33.73%
583	323	323	223	0	3	549	549	1,358	40.43%
584	4	4	5	0	0	9	9	35	25.71%
586	165	165	137	0	1	303	303	688	44.04%
587	34	34	34	0	0	68	68	136	50.00%
588	31	31	9	0	0	40	40	209	19.14%
589	12	12	10	0	2	24	24	36	66.67%
590	231	231	157	0	0	388	388	915	42.40%
615	56	56	45	0	3	104	104	263	39.54%
625	821	821	366	0	6	1,193	1,193	3,092	38.58%
635	1,198	1,198	667	0	14	1,879	1,879	4,016	46.79%
645	691	691	360	0	7	1,058	1,058	2,167	48.82%
655	1,296	1,296	899	0	25	2,220	2,220	5,416	40.99%
674	370	370	220	0	8	598	598	1,314	45.51%
676	338	338	244	0	4	586	586	1,264	46.36%
677	97	97	78	0	1	176	176	399	44.11%
678	643	643	307	0	6	956	956	2,846	33.59%

Canvass Results Report

Official

Run Time 9:25 AM

Run Date 06/18/2020

Marion County, Oregon

May 19 2020 Primary Election

5/19/2020

Page 181

Official Results

Registered Voters

81070 of 208283 = 38.92%

Precincts Reporting

123 of 123 = 100.00%

Judge of the Circuit Court, 3rd District, Position 2 - Nonpartisan Party - Vote for One

Precinct	Tracy A Prall	Cast Votes	Undervotes	Overvotes	Misc write-in votes	Absentee Voting Ballots Cast	Total Ballots Cast	Registered Voters	Turnout Percentage
679	374	374	234	0	4	612	612	1,246	49.12%
680	111	111	109	0	0	220	220	487	45.17%
681	397	397	255	0	3	655	655	1,384	47.33%
682	929	929	636	0	9	1,574	1,574	3,280	47.99%
683	121	121	60	0	2	183	183	364	50.27%
684	205	205	156	0	2	363	363	857	42.36%
686	49	49	38	0	0	87	87	201	43.28%
687	44	44	11	0	0	55	55	129	42.64%
688	70	70	62	0	0	132	132	321	41.12%
689	3	3	2	0	0	5	5	14	35.71%
690	781	781	318	0	11	1,110	1,110	4,066	27.30%
691	1,156	1,156	641	0	13	1,810	1,810	4,943	36.62%
692	18	18	10	0	0	28	28	52	53.85%
694	349	349	148	0	6	503	503	1,789	28.12%
696	734	734	312	0	20	1,066	1,066	3,315	32.16%
697	609	609	290	0	10	909	909	3,074	29.57%
698	334	334	222	0	0	556	556	1,280	43.44%
705	462	462	223	0	3	688	688	1,783	38.59%
715	596	596	210	0	4	810	810	2,731	29.66%
725	443	443	205	0	11	659	659	2,119	31.10%

Canvass Results Report

Official

Run Time 9:25 AM

Run Date 06/18/2020

Marion County, Oregon

May 19 2020 Primary Election

5/19/2020

Page 182

Official Results

Registered Voters

81070 of 208283 = 38.92%

Precincts Reporting

123 of 123 = 100.00%

Judge of the Circuit Court, 3rd District, Position 2 - Nonpartisan Party - Vote for One

Precinct	Tracy A Prall	Cast Votes	Undervotes	Overvotes	Misc write-in votes	Absentee Voting Ballots Cast	Total Ballots Cast	Registered Voters	Turnout Percentage
779	317	317	200	0	0	517	517	1,081	47.83%
780	395	395	225	0	4	624	624	1,218	51.23%
781	216	216	147	0	2	365	365	710	51.41%
782	114	114	83	0	0	197	197	433	45.50%
783	172	172	107	0	1	280	280	646	43.34%
784	50	50	43	0	2	95	95	226	42.04%
786	86	86	68	0	2	156	156	384	40.63%
787	827	827	477	0	6	1,310	1,310	2,976	44.02%
788	602	602	373	0	13	988	988	2,433	40.61%
789	589	589	375	0	7	971	971	2,565	37.86%
790	66	66	44	0	1	111	111	315	35.24%
815	451	451	201	0	7	659	659	2,270	29.03%
825	295	295	98	0	6	399	399	1,565	25.50%
835	398	398	211	0	2	611	611	1,551	39.39%
845	924	924	408	0	12	1,344	1,344	2,772	48.48%
855	559	559	251	0	11	821	821	2,354	34.88%
865	252	252	96	0	2	350	350	1,547	22.62%
905	45	45	26	0	0	71	71	244	29.10%
915	93	93	38	0	2	133	133	352	37.78%
925	55	55	24	0	1	80	80	185	43.24%

Canvass Results Report

Official

Run Time 9:25 AM

Run Date 06/18/2020

Marion County, Oregon

May 19 2020 Primary Election

5/19/2020

Page 183

Official Results

Registered Voters

81070 of 208283 = 38.92%

Precincts Reporting

123 of 123 = 100.00%

Judge of the Circuit Court, 3rd District, Position 2 - Nonpartisan Party - Vote for One

Precinct	Tracy A Prall	Cast Votes	Undervotes	Overvotes	Misc write-in votes	Absentee Voting Ballots Cast	Total Ballots Cast	Registered Voters	Turnout Percentage
935	13	13	6	0	0	19	19	60	31.67%
981	122	122	64	0	5	191	191	451	42.35%
982	0	0	0	0	0	0	0	0	0.00%
Totals	52,189	52,189	28,299	0	582	81,070	81,070	208,283	38.92%

Canvass Results Report

Official

Run Time 9:25 AM

Run Date 06/18/2020

Marion County, Oregon

May 19 2020 Primary Election

5/19/2020

Page 184

Official Results

Registered Voters

81070 of 208283 = 38.92%

Precincts Reporting

123 of 123 = 100.00%

Judge of the Circuit Court, 3rd District, Position 3 - Nonpartisan Party - Vote for One

Precinct	Cheryl Pellegrini	Cast Votes	Undervotes	Overvotes	Misc write-in votes	Absentee Voting Ballots Cast	Total Ballots Cast	Registered Voters	Turnout Percentage
310	680	680	468	0	8	1,156	1,156	2,801	41.27%
311	972	972	546	0	17	1,535	1,535	4,188	36.65%
312	770	770	461	0	14	1,245	1,245	2,647	47.03%
320	328	328	183	0	8	519	519	1,781	29.14%
321	409	409	183	0	5	597	597	1,973	30.26%
322	40	40	27	0	0	67	67	108	62.04%
323	864	864	480	0	7	1,351	1,351	2,937	46.00%
324	26	26	14	0	0	40	40	198	20.20%
325	628	628	324	1	5	958	958	3,008	31.85%
326	33	33	4	0	1	38	38	102	37.25%
330	826	826	515	0	10	1,351	1,351	2,830	47.74%
331	316	316	191	0	0	507	507	1,182	42.89%
332	262	262	97	0	1	360	360	1,618	22.25%
333	377	377	175	0	7	559	559	1,459	38.31%
334	54	54	27	0	1	82	82	257	31.91%
335	0	0	0	0	0	0	0	0	0.00%
336	2	2	0	0	0	2	2	15	13.33%
337	1,440	1,440	913	0	10	2,363	2,363	4,853	48.69%
340	829	829	499	0	10	1,338	1,338	3,111	43.01%
341	963	963	486	0	7	1,456	1,456	3,197	45.54%

Canvass Results Report

Official

Run Time 9:25 AM

Run Date 06/18/2020

Marion County, Oregon

May 19 2020 Primary Election

5/19/2020

Page 185

Official Results

Registered Voters

81070 of 208283 = 38.92%

Precincts Reporting

123 of 123 = 100.00%

Judge of the Circuit Court, 3rd District, Position 3 - Nonpartisan Party - Vote for One

Precinct	Cheryl Pellegrini	Cast Votes	Undervotes	Overvotes	Misc write-in votes	Absentee Voting Ballots Cast	Total Ballots Cast	Registered Voters	Turnout Percentage
342	3	3	0	0	0	3	3	8	37.50%
343	1,238	1,238	671	0	9	1,918	1,918	4,274	44.88%
344	1,535	1,535	722	0	12	2,269	2,269	5,517	41.13%
350	653	653	247	0	8	908	908	4,049	22.43%
351	198	198	77	0	5	280	280	1,014	27.61%
352	121	121	46	0	3	170	170	742	22.91%
353	477	477	206	0	2	685	685	1,990	34.42%
354	35	35	22	0	0	57	57	189	30.16%
355	15	15	9	0	0	24	24	86	27.91%
356	15	15	17	0	0	32	32	113	28.32%
357	487	487	236	0	9	732	732	2,805	26.10%
361	119	119	39	0	0	158	158	1,148	13.76%
362	289	289	150	0	3	442	442	1,299	34.03%
363	972	972	437	0	8	1,417	1,417	4,823	29.38%
364	539	539	261	0	7	807	807	2,578	31.30%
365	0	0	0	0	0	0	0	0	0.00%
370	781	781	480	0	7	1,268	1,268	2,199	57.66%
371	1,350	1,350	932	0	12	2,294	2,294	4,082	56.20%
372	361	361	251	0	6	618	618	1,241	49.80%
373	1,065	1,065	623	0	16	1,704	1,704	3,142	54.23%

Canvass Results Report

Official

Run Time 9:25 AM

Run Date 06/18/2020

Marion County, Oregon

May 19 2020 Primary Election

5/19/2020

Page 186

Official Results

Registered Voters

81070 of 208283 = 38.92%

Precincts Reporting

123 of 123 = 100.00%

Judge of the Circuit Court, 3rd District, Position 3 - Nonpartisan Party - Vote for One

Precinct	Cheryl Pellegrini	Cast Votes	Undervotes	Overvotes	Misc write-in votes	Absentee Voting Ballots Cast	Total Ballots Cast	Registered Voters	Turnout Percentage
374	569	569	319	0	5	893	893	2,074	43.06%
375	812	812	420	0	9	1,241	1,241	3,146	39.45%
376	0	0	0	0	0	0	0	0	0.00%
400	0	0	0	0	0	0	0	0	0.00%
401	1,055	1,055	658	0	9	1,722	1,722	3,693	46.63%
402	836	836	476	0	7	1,319	1,319	2,664	49.51%
403	1,107	1,107	571	0	6	1,684	1,684	3,942	42.72%
404	870	870	402	0	17	1,289	1,289	3,624	35.57%
405	652	652	335	0	7	994	994	2,545	39.06%
406	1,079	1,079	546	0	8	1,633	1,633	4,199	38.89%
407	946	946	365	0	12	1,323	1,323	4,663	28.37%
408	22	22	15	0	0	37	37	245	15.10%
505	74	74	46	0	1	121	121	323	37.46%
515	144	144	67	0	2	213	213	643	33.13%
525	244	244	135	0	3	382	382	855	44.68%
535	396	396	260	0	4	660	660	1,909	34.57%
545	198	198	60	0	2	260	260	1,160	22.41%
555	520	520	284	0	3	807	807	2,064	39.10%
577	163	163	115	0	1	279	279	625	44.64%
578	15	15	4	0	0	19	19	58	32.76%

Canvass Results Report

Official

Run Time 9:25 AM

Run Date 06/18/2020

Marion County, Oregon

May 19 2020 Primary Election

5/19/2020

Page 187

Official Results

Registered Voters

81070 of 208283 = 38.92%

Precincts Reporting

123 of 123 = 100.00%

Judge of the Circuit Court, 3rd District, Position 3 - Nonpartisan Party - Vote for One

Precinct	Cheryl Pellegrini	Cast Votes	Undervotes	Overvotes	Misc write-in votes	Absentee Voting Ballots Cast	Total Ballots Cast	Registered Voters	Turnout Percentage
579	72	72	33	0	0	105	105	206	50.97%
580	374	374	238	0	3	615	615	1,388	44.31%
581	882	882	494	0	9	1,385	1,385	3,844	36.03%
582	173	173	129	0	9	311	311	922	33.73%
583	320	320	225	0	4	549	549	1,358	40.43%
584	4	4	5	0	0	9	9	35	25.71%
586	161	161	139	0	3	303	303	688	44.04%
587	33	33	35	0	0	68	68	136	50.00%
588	30	30	9	0	1	40	40	209	19.14%
589	13	13	9	0	2	24	24	36	66.67%
590	233	233	155	0	0	388	388	915	42.40%
615	55	55	45	0	4	104	104	263	39.54%
625	819	819	368	0	6	1,193	1,193	3,092	38.58%
635	1,191	1,191	676	0	12	1,879	1,879	4,016	46.79%
645	681	681	370	0	7	1,058	1,058	2,167	48.82%
655	1,288	1,288	909	0	23	2,220	2,220	5,416	40.99%
674	364	364	223	0	11	598	598	1,314	45.51%
676	328	328	254	0	4	586	586	1,264	46.36%
677	96	96	79	0	1	176	176	399	44.11%
678	644	644	306	0	6	956	956	2,846	33.59%

Canvass Results Report

Official

Run Time 9:25 AM

Run Date 06/18/2020

Marion County, Oregon

May 19 2020 Primary Election

5/19/2020

Page 188

Official Results

Registered Voters

81070 of 208283 = 38.92%

Precincts Reporting

123 of 123 = 100.00%

Judge of the Circuit Court, 3rd District, Position 3 - Nonpartisan Party - Vote for One

Precinct	Cheryl Pellegrini	Cast Votes	Undervotes	Overvotes	Misc write-in votes	Absentee Voting Ballots Cast	Total Ballots Cast	Registered Voters	Turnout Percentage
679	369	369	239	0	4	612	612	1,246	49.12%
680	109	109	111	0	0	220	220	487	45.17%
681	399	399	253	0	3	655	655	1,384	47.33%
682	918	918	645	0	11	1,574	1,574	3,280	47.99%
683	122	122	60	0	1	183	183	364	50.27%
684	199	199	160	0	4	363	363	857	42.36%
686	47	47	40	0	0	87	87	201	43.28%
687	44	44	11	0	0	55	55	129	42.64%
688	72	72	60	0	0	132	132	321	41.12%
689	3	3	2	0	0	5	5	14	35.71%
690	772	772	329	0	9	1,110	1,110	4,066	27.30%
691	1,151	1,151	646	0	13	1,810	1,810	4,943	36.62%
692	18	18	10	0	0	28	28	52	53.85%
694	350	350	147	0	6	503	503	1,789	28.12%
696	733	733	314	0	19	1,066	1,066	3,315	32.16%
697	603	603	296	0	10	909	909	3,074	29.57%
698	333	333	221	0	2	556	556	1,280	43.44%
705	462	462	223	0	3	688	688	1,783	38.59%
715	597	597	209	0	4	810	810	2,731	29.66%
725	444	444	207	0	8	659	659	2,119	31.10%

Canvass Results Report

Official

Run Time 9:25 AM

Run Date 06/18/2020

Marion County, Oregon

May 19 2020 Primary Election

5/19/2020

Page 189

Official Results

Registered Voters

81070 of 208283 = 38.92%

Precincts Reporting

123 of 123 = 100.00%

Judge of the Circuit Court, 3rd District, Position 3 - Nonpartisan Party - Vote for One

Precinct	Cheryl Pellegrini	Cast Votes	Undervotes	Overvotes	Misc write-in votes	Absentee Voting Ballots Cast	Total Ballots Cast	Registered Voters	Turnout Percentage
779	317	317	200	0	0	517	517	1,081	47.83%
780	393	393	228	0	3	624	624	1,218	51.23%
781	210	210	153	0	2	365	365	710	51.41%
782	115	115	82	0	0	197	197	433	45.50%
783	166	166	112	0	2	280	280	646	43.34%
784	48	48	45	0	2	95	95	226	42.04%
786	86	86	68	0	2	156	156	384	40.63%
787	813	813	492	0	5	1,310	1,310	2,976	44.02%
788	604	604	375	0	9	988	988	2,433	40.61%
789	592	592	376	0	3	971	971	2,565	37.86%
790	66	66	44	0	1	111	111	315	35.24%
815	449	449	202	0	8	659	659	2,270	29.03%
825	292	292	100	0	7	399	399	1,565	25.50%
835	394	394	215	0	2	611	611	1,551	39.39%
845	921	921	411	0	12	1,344	1,344	2,772	48.48%
855	553	553	258	0	10	821	821	2,354	34.88%
865	256	256	92	0	2	350	350	1,547	22.62%
905	44	44	27	0	0	71	71	244	29.10%
915	92	92	39	0	2	133	133	352	37.78%
925	54	54	26	0	0	80	80	185	43.24%

Canvass Results Report

Official

Run Time 9:25 AM

Run Date 06/18/2020

Marion County, Oregon

May 19 2020 Primary Election

5/19/2020

Page 190

Official Results

Registered Voters

81070 of 208283 = 38.92%

Precincts Reporting

123 of 123 = 100.00%

Judge of the Circuit Court, 3rd District, Position 3 - Nonpartisan Party - Vote for One

Precinct	Cheryl Pellegrini	Cast Votes	Undervotes	Overvotes	Misc write-in votes	Absentee Voting Ballots Cast	Total Ballots Cast	Registered Voters	Turnout Percentage
935	13	13	6	0	0	19	19	60	31.67%
981	120	120	66	0	5	191	191	451	42.35%
982	0	0	0	0	0	0	0	0	0.00%
Totals	51,878	51,878	28,598	1	593	81,070	81,070	208,283	38.92%

Canvass Results Report

Official

Run Time 9:25 AM

Run Date 06/18/2020

Marion County, Oregon

May 19 2020 Primary Election

5/19/2020

Page 191

Official Results

Registered Voters

81070 of 208283 = 38.92%

Precincts Reporting

123 of 123 = 100.00%

Judge of the Circuit Court, 3rd District, Position 14 - Nonpartisan Party - Vote for One

Precinct	Susan M Tripp	Cast Votes	Undervotes	Overvotes	Misc write-in votes	Absentee Voting Ballots Cast	Total Ballots Cast	Registered Voters	Turnout Percentage
310	699	699	445	0	12	1,156	1,156	2,801	41.27%
311	971	971	542	0	22	1,535	1,535	4,188	36.65%
312	768	768	461	0	16	1,245	1,245	2,647	47.03%
320	328	328	185	0	6	519	519	1,781	29.14%
321	411	411	182	0	4	597	597	1,973	30.26%
322	39	39	28	0	0	67	67	108	62.04%
323	852	852	485	0	14	1,351	1,351	2,937	46.00%
324	25	25	15	0	0	40	40	198	20.20%
325	627	627	325	1	5	958	958	3,008	31.85%
326	32	32	4	0	2	38	38	102	37.25%
330	827	827	510	0	14	1,351	1,351	2,830	47.74%
331	317	317	190	0	0	507	507	1,182	42.89%
332	259	259	99	0	2	360	360	1,618	22.25%
333	372	372	180	0	7	559	559	1,459	38.31%
334	55	55	26	0	1	82	82	257	31.91%
335	0	0	0	0	0	0	0	0	0.00%
336	2	2	0	0	0	2	2	15	13.33%
337	1,449	1,449	901	0	13	2,363	2,363	4,853	48.69%
340	833	833	493	0	12	1,338	1,338	3,111	43.01%
341	971	971	471	0	14	1,456	1,456	3,197	45.54%

Canvass Results Report

Official

Run Time 9:25 AM

Run Date 06/18/2020

Marion County, Oregon

May 19 2020 Primary Election

5/19/2020

Page 192

Official Results

Registered Voters

81070 of 208283 = 38.92%

Precincts Reporting

123 of 123 = 100.00%

Judge of the Circuit Court, 3rd District, Position 14 - Nonpartisan Party - Vote for One

Precinct	Susan M Tripp	Cast Votes	Undervotes	Overvotes	Misc write-in votes	Absentee Voting Ballots Cast	Total Ballots Cast	Registered Voters	Turnout Percentage
342	3	3	0	0	0	3	3	8	37.50%
343	1,250	1,250	663	0	5	1,918	1,918	4,274	44.88%
344	1,534	1,534	725	0	10	2,269	2,269	5,517	41.13%
350	657	657	247	0	4	908	908	4,049	22.43%
351	200	200	76	0	4	280	280	1,014	27.61%
352	123	123	45	0	2	170	170	742	22.91%
353	475	475	208	0	2	685	685	1,990	34.42%
354	36	36	21	0	0	57	57	189	30.16%
355	17	17	7	0	0	24	24	86	27.91%
356	12	12	20	0	0	32	32	113	28.32%
357	495	495	227	0	10	732	732	2,805	26.10%
361	117	117	40	0	1	158	158	1,148	13.76%
362	288	288	150	0	4	442	442	1,299	34.03%
363	972	972	436	0	9	1,417	1,417	4,823	29.38%
364	536	536	264	0	7	807	807	2,578	31.30%
365	0	0	0	0	0	0	0	0	0.00%
370	777	777	482	0	9	1,268	1,268	2,199	57.66%
371	1,361	1,361	918	0	15	2,294	2,294	4,082	56.20%
372	357	357	254	0	7	618	618	1,241	49.80%
373	1,070	1,070	615	0	19	1,704	1,704	3,142	54.23%

Canvass Results Report

Official

Run Time 9:25 AM

Run Date 06/18/2020

Marion County, Oregon

May 19 2020 Primary Election

5/19/2020

Page 193

Official Results

Registered Voters

81070 of 208283 = 38.92%

Precincts Reporting

123 of 123 = 100.00%

Judge of the Circuit Court, 3rd District, Position 14 - Nonpartisan Party - Vote for One

Precinct	Susan M Tripp	Cast Votes	Undervotes	Overvotes	Misc write-in votes	Absentee Voting Ballots Cast	Total Ballots Cast	Registered Voters	Turnout Percentage
374	558	558	327	0	8	893	893	2,074	43.06%
375	807	807	424	0	10	1,241	1,241	3,146	39.45%
376	0	0	0	0	0	0	0	0	0.00%
400	0	0	0	0	0	0	0	0	0.00%
401	1,048	1,048	664	0	10	1,722	1,722	3,693	46.63%
402	842	842	469	0	8	1,319	1,319	2,664	49.51%
403	1,100	1,100	577	0	7	1,684	1,684	3,942	42.72%
404	878	878	395	0	16	1,289	1,289	3,624	35.57%
405	663	663	324	0	7	994	994	2,545	39.06%
406	1,067	1,067	559	0	7	1,633	1,633	4,199	38.89%
407	950	950	359	0	14	1,323	1,323	4,663	28.37%
408	22	22	15	0	0	37	37	245	15.10%
505	77	77	43	0	1	121	121	323	37.46%
515	144	144	67	0	2	213	213	643	33.13%
525	243	243	134	0	5	382	382	855	44.68%
535	392	392	265	0	3	660	660	1,909	34.57%
545	198	198	59	0	3	260	260	1,160	22.41%
555	514	514	287	0	6	807	807	2,064	39.10%
577	166	166	113	0	0	279	279	625	44.64%
578	15	15	4	0	0	19	19	58	32.76%

Canvass Results Report

Official

Run Time 9:25 AM

Run Date 06/18/2020

Marion County, Oregon

May 19 2020 Primary Election

5/19/2020

Page 194

Official Results

Registered Voters

81070 of 208283 = 38.92%

Precincts Reporting

123 of 123 = 100.00%

Judge of the Circuit Court, 3rd District, Position 14 - Nonpartisan Party - Vote for One

Precinct	Susan M Tripp	Cast Votes	Undervotes	Overvotes	Misc write-in votes	Absentee Voting Ballots Cast	Total Ballots Cast	Registered Voters	Turnout Percentage
579	69	69	36	0	0	105	105	206	50.97%
580	387	387	225	0	3	615	615	1,388	44.31%
581	884	884	491	0	10	1,385	1,385	3,844	36.03%
582	179	179	121	0	11	311	311	922	33.73%
583	326	326	220	0	3	549	549	1,358	40.43%
584	4	4	5	0	0	9	9	35	25.71%
586	161	161	139	0	3	303	303	688	44.04%
587	33	33	35	0	0	68	68	136	50.00%
588	32	32	8	0	0	40	40	209	19.14%
589	13	13	10	0	1	24	24	36	66.67%
590	234	234	152	0	2	388	388	915	42.40%
615	55	55	46	0	3	104	104	263	39.54%
625	814	814	374	0	5	1,193	1,193	3,092	38.58%
635	1,198	1,198	672	0	9	1,879	1,879	4,016	46.79%
645	690	690	360	0	8	1,058	1,058	2,167	48.82%
655	1,283	1,283	910	0	27	2,220	2,220	5,416	40.99%
674	369	369	217	0	12	598	598	1,314	45.51%
676	325	325	255	0	6	586	586	1,264	46.36%
677	97	97	77	0	2	176	176	399	44.11%
678	645	645	303	0	8	956	956	2,846	33.59%

Canvass Results Report

Official

Run Time 9:25 AM

Run Date 06/18/2020

Marion County, Oregon

May 19 2020 Primary Election

5/19/2020

Page 195

Official Results

Registered Voters

81070 of 208283 = 38.92%

Precincts Reporting

123 of 123 = 100.00%

Judge of the Circuit Court, 3rd District, Position 14 - Nonpartisan Party - Vote for One

Precinct	Susan M Tripp	Cast Votes	Undervotes	Overvotes	Misc write-in votes	Absentee Voting Ballots Cast	Total Ballots Cast	Registered Voters	Turnout Percentage
679	374	374	236	0	2	612	612	1,246	49.12%
680	109	109	111	0	0	220	220	487	45.17%
681	386	386	265	0	4	655	655	1,384	47.33%
682	932	932	631	0	11	1,574	1,574	3,280	47.99%
683	123	123	59	0	1	183	183	364	50.27%
684	205	205	156	0	2	363	363	857	42.36%
686	45	45	42	0	0	87	87	201	43.28%
687	45	45	10	0	0	55	55	129	42.64%
688	73	73	59	0	0	132	132	321	41.12%
689	3	3	2	0	0	5	5	14	35.71%
690	773	773	326	0	11	1,110	1,110	4,066	27.30%
691	1,161	1,161	635	0	14	1,810	1,810	4,943	36.62%
692	17	17	11	0	0	28	28	52	53.85%
694	350	350	147	0	6	503	503	1,789	28.12%
696	734	734	309	0	23	1,066	1,066	3,315	32.16%
697	602	602	289	0	18	909	909	3,074	29.57%
698	328	328	224	0	4	556	556	1,280	43.44%
705	458	458	227	0	3	688	688	1,783	38.59%
715	598	598	208	0	4	810	810	2,731	29.66%
725	444	444	206	0	9	659	659	2,119	31.10%

Canvass Results Report

Official

Run Time 9:25 AM

Run Date 06/18/2020

Marion County, Oregon

May 19 2020 Primary Election

5/19/2020

Page 196

Official Results

Registered Voters

81070 of 208283 = 38.92%

Precincts Reporting

123 of 123 = 100.00%

Judge of the Circuit Court, 3rd District, Position 14 - Nonpartisan Party - Vote for One

Precinct	Susan M Tripp	Cast Votes	Undervotes	Overvotes	Misc write-in votes	Absentee Voting Ballots Cast	Total Ballots Cast	Registered Voters	Turnout Percentage
779	315	315	201	0	1	517	517	1,081	47.83%
780	394	394	224	0	6	624	624	1,218	51.23%
781	214	214	147	0	4	365	365	710	51.41%
782	117	117	80	0	0	197	197	433	45.50%
783	170	170	109	0	1	280	280	646	43.34%
784	51	51	43	0	1	95	95	226	42.04%
786	87	87	67	0	2	156	156	384	40.63%
787	822	822	478	0	10	1,310	1,310	2,976	44.02%
788	601	601	373	0	14	988	988	2,433	40.61%
789	593	593	374	0	4	971	971	2,565	37.86%
790	68	68	41	0	2	111	111	315	35.24%
815	450	450	200	0	9	659	659	2,270	29.03%
825	285	285	106	0	8	399	399	1,565	25.50%
835	398	398	209	0	4	611	611	1,551	39.39%
845	920	920	413	0	11	1,344	1,344	2,772	48.48%
855	552	552	256	0	13	821	821	2,354	34.88%
865	251	251	96	0	3	350	350	1,547	22.62%
905	44	44	27	0	0	71	71	244	29.10%
915	91	91	40	0	2	133	133	352	37.78%
925	54	54	26	0	0	80	80	185	43.24%

Canvass Results Report

Official

Run Time 9:25 AM

Run Date 06/18/2020

Marion County, Oregon

May 19 2020 Primary Election

5/19/2020

Page 197

Official Results

Registered Voters

81070 of 208283 = 38.92%

Precincts Reporting

123 of 123 = 100.00%

Judge of the Circuit Court, 3rd District, Position 14 - Nonpartisan Party - Vote for One

Precinct	Susan M Tripp	Cast Votes	Undervotes	Overvotes	Misc write-in votes	Absentee Voting Ballots Cast	Total Ballots Cast	Registered Voters	Turnout Percentage
935	14	14	5	0	0	19	19	60	31.67%
981	122	122	64	0	5	191	191	451	42.35%
982	0	0	0	0	0	0	0	0	0.00%
Totals	51,972	51,972	28,413	1	684	81,070	81,070	208,283	38.92%

Canvass Results Report

Official

Run Time 9:25 AM

Run Date 06/18/2020

Marion County, Oregon

May 19 2020 Primary Election

5/19/2020

Page 198

Official Results

Registered Voters

81070 of 208283 = 38.92%

Precincts Reporting

123 of 123 = 100.00%

Judge of the Circuit Court, 3rd District, Position 15 - Nonpartisan Party - Vote for One

Precinct	Manuel Perez	Cast Votes	Undervotes	Overvotes	Misc write-in votes	Absentee Voting Ballots Cast	Total Ballots Cast	Registered Voters	Turnout Percentage
310	687	687	463	0	6	1,156	1,156	2,801	41.27%
311	964	964	552	0	19	1,535	1,535	4,188	36.65%
312	752	752	475	0	18	1,245	1,245	2,647	47.03%
320	326	326	186	0	7	519	519	1,781	29.14%
321	410	410	183	0	4	597	597	1,973	30.26%
322	39	39	28	0	0	67	67	108	62.04%
323	845	845	495	0	11	1,351	1,351	2,937	46.00%
324	24	24	15	0	1	40	40	198	20.20%
325	622	622	329	1	6	958	958	3,008	31.85%
326	32	32	5	0	1	38	38	102	37.25%
330	821	821	518	0	12	1,351	1,351	2,830	47.74%
331	314	314	193	0	0	507	507	1,182	42.89%
332	266	266	94	0	0	360	360	1,618	22.25%
333	369	369	182	0	8	559	559	1,459	38.31%
334	54	54	27	0	1	82	82	257	31.91%
335	0	0	0	0	0	0	0	0	0.00%
336	2	2	0	0	0	2	2	15	13.33%
337	1,427	1,427	924	0	12	2,363	2,363	4,853	48.69%
340	832	832	495	0	11	1,338	1,338	3,111	43.01%
341	948	948	502	0	6	1,456	1,456	3,197	45.54%

Canvass Results Report

Official

Run Time 9:25 AM

Run Date 06/18/2020

Marion County, Oregon

May 19 2020 Primary Election

5/19/2020

Page 199

Official Results

Registered Voters

81070 of 208283 = 38.92%

Precincts Reporting

123 of 123 = 100.00%

Judge of the Circuit Court, 3rd District, Position 15 - Nonpartisan Party - Vote for One

Precinct	Manuel Perez	Cast Votes	Undervotes	Overvotes	Misc write-in votes	Absentee Voting Ballots Cast	Total Ballots Cast	Registered Voters	Turnout Percentage
342	3	3	0	0	0	3	3	8	37.50%
343	1,230	1,230	679	0	9	1,918	1,918	4,274	44.88%
344	1,522	1,522	735	0	12	2,269	2,269	5,517	41.13%
350	648	648	250	0	10	908	908	4,049	22.43%
351	196	196	79	0	5	280	280	1,014	27.61%
352	123	123	45	0	2	170	170	742	22.91%
353	467	467	213	0	5	685	685	1,990	34.42%
354	36	36	21	0	0	57	57	189	30.16%
355	17	17	7	0	0	24	24	86	27.91%
356	12	12	20	0	0	32	32	113	28.32%
357	489	489	236	0	7	732	732	2,805	26.10%
361	119	119	38	0	1	158	158	1,148	13.76%
362	285	285	153	0	4	442	442	1,299	34.03%
363	969	969	441	0	7	1,417	1,417	4,823	29.38%
364	530	530	270	0	7	807	807	2,578	31.30%
365	0	0	0	0	0	0	0	0	0.00%
370	768	768	492	1	7	1,268	1,268	2,199	57.66%
371	1,327	1,327	957	0	10	2,294	2,294	4,082	56.20%
372	356	356	257	0	5	618	618	1,241	49.80%
373	1,066	1,066	628	0	10	1,704	1,704	3,142	54.23%

Canvass Results Report

Official

Run Time 9:25 AM

Run Date 06/18/2020

Marion County, Oregon

May 19 2020 Primary Election

5/19/2020

Page 200

Official Results

Registered Voters

81070 of 208283 = 38.92%

Precincts Reporting

123 of 123 = 100.00%

Judge of the Circuit Court, 3rd District, Position 15 - Nonpartisan Party - Vote for One

Precinct	Manuel Perez	Cast Votes	Undervotes	Overvotes	Misc write-in votes	Absentee Voting Ballots Cast	Total Ballots Cast	Registered Voters	Turnout Percentage
374	570	570	319	0	4	893	893	2,074	43.06%
375	803	803	428	0	10	1,241	1,241	3,146	39.45%
376	0	0	0	0	0	0	0	0	0.00%
400	0	0	0	0	0	0	0	0	0.00%
401	1,034	1,034	675	0	13	1,722	1,722	3,693	46.63%
402	825	825	484	0	10	1,319	1,319	2,664	49.51%
403	1,074	1,074	601	0	9	1,684	1,684	3,942	42.72%
404	865	865	406	0	18	1,289	1,289	3,624	35.57%
405	649	649	338	0	7	994	994	2,545	39.06%
406	1,053	1,053	573	0	7	1,633	1,633	4,199	38.89%
407	938	938	370	0	15	1,323	1,323	4,663	28.37%
408	22	22	15	0	0	37	37	245	15.10%
505	74	74	45	0	2	121	121	323	37.46%
515	142	142	69	0	2	213	213	643	33.13%
525	245	245	133	0	4	382	382	855	44.68%
535	390	390	267	0	3	660	660	1,909	34.57%
545	199	199	57	0	4	260	260	1,160	22.41%
555	517	517	285	0	5	807	807	2,064	39.10%
577	157	157	120	0	2	279	279	625	44.64%
578	16	16	3	0	0	19	19	58	32.76%

Canvass Results Report

Official

Run Time 9:25 AM

Run Date 06/18/2020

Marion County, Oregon

May 19 2020 Primary Election

5/19/2020

Page 201

Official Results

Registered Voters

81070 of 208283 = 38.92%

Precincts Reporting

123 of 123 = 100.00%

Judge of the Circuit Court, 3rd District, Position 15 - Nonpartisan Party - Vote for One

Precinct	Manuel Perez	Cast Votes	Undervotes	Overvotes	Misc write-in votes	Absentee Voting Ballots Cast	Total Ballots Cast	Registered Voters	Turnout Percentage
579	69	69	34	0	2	105	105	206	50.97%
580	369	369	241	0	5	615	615	1,388	44.31%
581	879	879	494	0	12	1,385	1,385	3,844	36.03%
582	176	176	123	0	12	311	311	922	33.73%
583	326	326	220	0	3	549	549	1,358	40.43%
584	4	4	5	0	0	9	9	35	25.71%
586	160	160	138	0	5	303	303	688	44.04%
587	32	32	36	0	0	68	68	136	50.00%
588	32	32	7	0	1	40	40	209	19.14%
589	11	11	11	0	2	24	24	36	66.67%
590	230	230	157	0	1	388	388	915	42.40%
615	55	55	46	0	3	104	104	263	39.54%
625	817	817	370	0	6	1,193	1,193	3,092	38.58%
635	1,186	1,186	681	0	12	1,879	1,879	4,016	46.79%
645	682	682	368	0	8	1,058	1,058	2,167	48.82%
655	1,270	1,270	922	0	28	2,220	2,220	5,416	40.99%
674	363	363	226	0	9	598	598	1,314	45.51%
676	326	326	254	0	6	586	586	1,264	46.36%
677	96	96	79	0	1	176	176	399	44.11%
678	640	640	308	0	8	956	956	2,846	33.59%

Canvass Results Report

Official

Run Time 9:25 AM

Run Date 06/18/2020

Marion County, Oregon

May 19 2020 Primary Election

5/19/2020

Page 202

Official Results

Registered Voters

81070 of 208283 = 38.92%

Precincts Reporting

123 of 123 = 100.00%

Judge of the Circuit Court, 3rd District, Position 15 - Nonpartisan Party - Vote for One

Precinct	Manuel Perez	Cast Votes	Undervotes	Overvotes	Misc write-in votes	Absentee Voting Ballots Cast	Total Ballots Cast	Registered Voters	Turnout Percentage
679	367	367	242	0	3	612	612	1,246	49.12%
680	107	107	113	0	0	220	220	487	45.17%
681	390	390	259	0	6	655	655	1,384	47.33%
682	905	905	660	0	9	1,574	1,574	3,280	47.99%
683	117	117	64	0	2	183	183	364	50.27%
684	201	201	160	0	2	363	363	857	42.36%
686	45	45	42	0	0	87	87	201	43.28%
687	43	43	12	0	0	55	55	129	42.64%
688	69	69	62	0	1	132	132	321	41.12%
689	3	3	2	0	0	5	5	14	35.71%
690	768	768	334	0	8	1,110	1,110	4,066	27.30%
691	1,156	1,156	638	0	16	1,810	1,810	4,943	36.62%
692	19	19	9	0	0	28	28	52	53.85%
694	347	347	149	0	7	503	503	1,789	28.12%
696	735	735	311	0	20	1,066	1,066	3,315	32.16%
697	601	601	295	0	13	909	909	3,074	29.57%
698	330	330	224	0	2	556	556	1,280	43.44%
705	457	457	227	0	4	688	688	1,783	38.59%
715	584	584	217	0	9	810	810	2,731	29.66%
725	443	443	208	0	8	659	659	2,119	31.10%

Canvass Results Report

Official

Run Time 9:25 AM

Run Date 06/18/2020

Marion County, Oregon

May 19 2020 Primary Election

5/19/2020

Page 203

Official Results

Registered Voters

81070 of 208283 = 38.92%

Precincts Reporting

123 of 123 = 100.00%

Judge of the Circuit Court, 3rd District, Position 15 - Nonpartisan Party - Vote for One

Precinct	Manuel Perez	Cast Votes	Undervotes	Overvotes	Misc write-in votes	Absentee Voting Ballots Cast	Total Ballots Cast	Registered Voters	Turnout Percentage
779	309	309	207	0	1	517	517	1,081	47.83%
780	381	381	237	0	6	624	624	1,218	51.23%
781	213	213	150	0	2	365	365	710	51.41%
782	118	118	79	0	0	197	197	433	45.50%
783	166	166	113	0	1	280	280	646	43.34%
784	49	49	45	0	1	95	95	226	42.04%
786	85	85	68	0	3	156	156	384	40.63%
787	801	801	499	0	10	1,310	1,310	2,976	44.02%
788	591	591	386	0	11	988	988	2,433	40.61%
789	586	586	380	0	5	971	971	2,565	37.86%
790	66	66	44	0	1	111	111	315	35.24%
815	455	455	194	0	10	659	659	2,270	29.03%
825	286	286	105	0	8	399	399	1,565	25.50%
835	390	390	218	0	3	611	611	1,551	39.39%
845	906	906	429	0	9	1,344	1,344	2,772	48.48%
855	557	557	250	0	14	821	821	2,354	34.88%
865	251	251	95	0	4	350	350	1,547	22.62%
905	43	43	28	0	0	71	71	244	29.10%
915	89	89	41	0	3	133	133	352	37.78%
925	53	53	27	0	0	80	80	185	43.24%

Canvass Results Report

Official

Run Time 9:25 AM

Run Date 06/18/2020

Marion County, Oregon

May 19 2020 Primary Election

5/19/2020

Page 204

Official Results

Registered Voters

81070 of 208283 = 38.92%

Precincts Reporting

123 of 123 = 100.00%

Judge of the Circuit Court, 3rd District, Position 15 - Nonpartisan Party - Vote for One

Precinct	Manuel Perez	Cast Votes	Undervotes	Overvotes	Misc write-in votes	Absentee Voting Ballots Cast	Total Ballots Cast	Registered Voters	Turnout Percentage
935	13	13	6	0	0	19	19	60	31.67%
981	121	121	65	0	5	191	191	451	42.35%
982	0	0	0	0	0	0	0	0	0.00%
Totals	51,409	51,409	28,989	2	670	81,070	81,070	208,283	38.92%

Canvass Results Report

Official

Run Time 9:25 AM

Run Date 06/18/2020

Marion County, Oregon

May 19 2020 Primary Election

5/19/2020

Page 205

Official Results

Registered Voters

81070 of 208283 = 38.92%

Precincts Reporting

123 of 123 = 100.00%

Marion County Assessor - Nonpartisan Party - Vote for One

Precinct	Tom Rohlfing	Cast Votes	Undervotes	Overvotes	Misc write-in votes	Absentee Voting Ballots Cast	Total Ballots Cast	Registered Voters	Turnout Percentage
310	705	705	444	0	7	1,156	1,156	2,801	41.27%
311	1,000	1,000	520	0	15	1,535	1,535	4,188	36.65%
312	770	770	465	0	10	1,245	1,245	2,647	47.03%
320	338	338	178	0	3	519	519	1,781	29.14%
321	416	416	173	0	8	597	597	1,973	30.26%
322	39	39	28	0	0	67	67	108	62.04%
323	861	861	488	0	2	1,351	1,351	2,937	46.00%
324	24	24	15	0	1	40	40	198	20.20%
325	636	636	314	1	7	958	958	3,008	31.85%
326	30	30	7	0	1	38	38	102	37.25%
330	848	848	495	0	8	1,351	1,351	2,830	47.74%
331	327	327	178	0	2	507	507	1,182	42.89%
332	266	266	93	0	1	360	360	1,618	22.25%
333	379	379	176	0	4	559	559	1,459	38.31%
334	57	57	24	0	1	82	82	257	31.91%
335	0	0	0	0	0	0	0	0	0.00%
336	2	2	0	0	0	2	2	15	13.33%
337	1,470	1,470	886	0	7	2,363	2,363	4,853	48.69%
340	861	861	473	0	4	1,338	1,338	3,111	43.01%
341	991	991	454	0	11	1,456	1,456	3,197	45.54%

Canvass Results Report

Official

Run Time 9:25 AM

Run Date 06/18/2020

Marion County, Oregon

May 19 2020 Primary Election

5/19/2020

Page 206

Official Results

Registered Voters

81070 of 208283 = 38.92%

Precincts Reporting

123 of 123 = 100.00%

Marion County Assessor - Nonpartisan Party - Vote for One

Precinct	Tom Rohlfing	Cast Votes	Undervotes	Overvotes	Misc write-in votes	Absentee Voting Ballots Cast	Total Ballots Cast	Registered Voters	Turnout Percentage
342	3	3	0	0	0	3	3	8	37.50%
343	1,287	1,287	623	0	8	1,918	1,918	4,274	44.88%
344	1,566	1,566	685	0	18	2,269	2,269	5,517	41.13%
350	673	673	231	0	4	908	908	4,049	22.43%
351	205	205	72	0	3	280	280	1,014	27.61%
352	123	123	44	0	3	170	170	742	22.91%
353	478	478	204	0	3	685	685	1,990	34.42%
354	41	41	16	0	0	57	57	189	30.16%
355	17	17	7	0	0	24	24	86	27.91%
356	12	12	20	0	0	32	32	113	28.32%
357	509	509	215	0	8	732	732	2,805	26.10%
361	123	123	34	0	1	158	158	1,148	13.76%
362	302	302	136	0	4	442	442	1,299	34.03%
363	1,002	1,002	407	0	8	1,417	1,417	4,823	29.38%
364	553	553	250	0	4	807	807	2,578	31.30%
365	0	0	0	0	0	0	0	0	0.00%
370	779	779	486	0	3	1,268	1,268	2,199	57.66%
371	1,372	1,372	911	0	11	2,294	2,294	4,082	56.20%
372	365	365	247	0	6	618	618	1,241	49.80%
373	1,113	1,113	582	0	9	1,704	1,704	3,142	54.23%

Canvass Results Report

Official

Run Time 9:25 AM

Run Date 06/18/2020

Marion County, Oregon

May 19 2020 Primary Election

5/19/2020

Page 207

Official Results

Registered Voters

81070 of 208283 = 38.92%

Precincts Reporting

123 of 123 = 100.00%

Marion County Assessor - Nonpartisan Party - Vote for One

Precinct	Tom Rohlfing	Cast Votes	Undervotes	Overvotes	Misc write-in votes	Absentee Voting Ballots Cast	Total Ballots Cast	Registered Voters	Turnout Percentage
374	597	597	292	0	4	893	893	2,074	43.06%
375	824	824	412	0	5	1,241	1,241	3,146	39.45%
376	0	0	0	0	0	0	0	0	0.00%
400	0	0	0	0	0	0	0	0	0.00%
401	1,056	1,056	658	0	8	1,722	1,722	3,693	46.63%
402	855	855	459	0	5	1,319	1,319	2,664	49.51%
403	1,135	1,135	541	1	7	1,684	1,684	3,942	42.72%
404	894	894	377	0	18	1,289	1,289	3,624	35.57%
405	665	665	323	0	6	994	994	2,545	39.06%
406	1,097	1,097	533	0	3	1,633	1,633	4,199	38.89%
407	951	951	359	0	13	1,323	1,323	4,663	28.37%
408	23	23	14	0	0	37	37	245	15.10%
505	80	80	40	0	1	121	121	323	37.46%
515	149	149	63	0	1	213	213	643	33.13%
525	251	251	126	0	5	382	382	855	44.68%
535	406	406	251	0	3	660	660	1,909	34.57%
545	196	196	60	0	4	260	260	1,160	22.41%
555	539	539	264	0	4	807	807	2,064	39.10%
577	174	174	104	0	1	279	279	625	44.64%
578	15	15	4	0	0	19	19	58	32.76%

Canvass Results Report

Official

Run Time 9:25 AM

Run Date 06/18/2020

Marion County, Oregon

May 19 2020 Primary Election

5/19/2020

Page 208

Official Results

Registered Voters

81070 of 208283 = 38.92%

Precincts Reporting

123 of 123 = 100.00%

Marion County Assessor - Nonpartisan Party - Vote for One

Precinct	Tom Rohlfing	Cast Votes	Undervotes	Overvotes	Misc write-in votes	Absentee Voting Ballots Cast	Total Ballots Cast	Registered Voters	Turnout Percentage
579	74	74	31	0	0	105	105	206	50.97%
580	383	383	228	0	4	615	615	1,388	44.31%
581	912	912	459	0	14	1,385	1,385	3,844	36.03%
582	187	187	116	0	8	311	311	922	33.73%
583	340	340	204	0	5	549	549	1,358	40.43%
584	5	5	4	0	0	9	9	35	25.71%
586	174	174	128	0	1	303	303	688	44.04%
587	41	41	27	0	0	68	68	136	50.00%
588	33	33	7	0	0	40	40	209	19.14%
589	12	12	10	0	2	24	24	36	66.67%
590	249	249	137	0	2	388	388	915	42.40%
615	60	60	41	0	3	104	104	263	39.54%
625	825	825	363	0	5	1,193	1,193	3,092	38.58%
635	1,213	1,213	648	0	18	1,879	1,879	4,016	46.79%
645	700	700	349	0	9	1,058	1,058	2,167	48.82%
655	1,327	1,327	879	0	14	2,220	2,220	5,416	40.99%
674	392	392	198	1	7	598	598	1,314	45.51%
676	347	347	230	0	9	586	586	1,264	46.36%
677	101	101	74	0	1	176	176	399	44.11%
678	662	662	289	0	5	956	956	2,846	33.59%

Canvass Results Report

Official

Run Time 9:25 AM

Run Date 06/18/2020

Marion County, Oregon

May 19 2020 Primary Election

5/19/2020

Page 209

Official Results

Registered Voters

81070 of 208283 = 38.92%

Precincts Reporting

123 of 123 = 100.00%

Marion County Assessor - Nonpartisan Party - Vote for One

Precinct	Tom Rohlfing	Cast Votes	Undervotes	Overvotes	Misc write-in votes	Absentee Voting Ballots Cast	Total Ballots Cast	Registered Voters	Turnout Percentage
679	390	390	219	0	3	612	612	1,246	49.12%
680	122	122	91	0	7	220	220	487	45.17%
681	406	406	246	0	3	655	655	1,384	47.33%
682	957	957	605	0	12	1,574	1,574	3,280	47.99%
683	126	126	55	0	2	183	183	364	50.27%
684	212	212	149	0	2	363	363	857	42.36%
686	52	52	35	0	0	87	87	201	43.28%
687	44	44	11	0	0	55	55	129	42.64%
688	76	76	56	0	0	132	132	321	41.12%
689	3	3	1	0	1	5	5	14	35.71%
690	793	793	309	0	8	1,110	1,110	4,066	27.30%
691	1,195	1,195	602	0	13	1,810	1,810	4,943	36.62%
692	17	17	11	0	0	28	28	52	53.85%
694	355	355	143	0	5	503	503	1,789	28.12%
696	761	761	297	0	8	1,066	1,066	3,315	32.16%
697	612	612	288	0	9	909	909	3,074	29.57%
698	341	341	214	0	1	556	556	1,280	43.44%
705	474	474	209	0	5	688	688	1,783	38.59%
715	601	601	204	0	5	810	810	2,731	29.66%
725	448	448	197	0	14	659	659	2,119	31.10%

Canvass Results Report

Official

Run Time 9:25 AM

Run Date 06/18/2020

Marion County, Oregon

May 19 2020 Primary Election

5/19/2020

Page 210

Official Results

Registered Voters

81070 of 208283 = 38.92%

Precincts Reporting

123 of 123 = 100.00%

Marion County Assessor - Nonpartisan Party - Vote for One

Precinct	Tom Rohlfing	Cast Votes	Undervotes	Overvotes	Misc write-in votes	Absentee Voting Ballots Cast	Total Ballots Cast	Registered Voters	Turnout Percentage
779	325	325	190	1	1	517	517	1,081	47.83%
780	399	399	223	0	2	624	624	1,218	51.23%
781	222	222	141	0	2	365	365	710	51.41%
782	122	122	74	0	1	197	197	433	45.50%
783	171	171	108	0	1	280	280	646	43.34%
784	51	51	43	0	1	95	95	226	42.04%
786	91	91	62	0	3	156	156	384	40.63%
787	844	844	460	0	6	1,310	1,310	2,976	44.02%
788	623	623	349	0	16	988	988	2,433	40.61%
789	609	609	359	0	3	971	971	2,565	37.86%
790	71	71	39	0	1	111	111	315	35.24%
815	456	456	198	0	5	659	659	2,270	29.03%
825	292	292	102	0	5	399	399	1,565	25.50%
835	407	407	201	0	3	611	611	1,551	39.39%
845	953	953	386	0	5	1,344	1,344	2,772	48.48%
855	570	570	243	0	8	821	821	2,354	34.88%
865	257	257	90	0	3	350	350	1,547	22.62%
905	43	43	27	0	1	71	71	244	29.10%
915	96	96	35	0	2	133	133	352	37.78%
925	56	56	24	0	0	80	80	185	43.24%

Canvass Results Report

Official

Run Time 9:25 AM

Run Date 06/18/2020

Marion County, Oregon

May 19 2020 Primary Election

5/19/2020

Page 211

Official Results

Registered Voters

81070 of 208283 = 38.92%

Precincts Reporting

123 of 123 = 100.00%

Marion County Assessor - Nonpartisan Party - Vote for One

Precinct	Tom Rohlfing	Cast Votes	Undervotes	Overvotes	Misc write-in votes	Absentee Voting Ballots Cast	Total Ballots Cast	Registered Voters	Turnout Percentage
935	14	14	5	0	0	19	19	60	31.67%
981	124	124	62	0	5	191	191	451	42.35%
982	0	0	0	0	0	0	0	0	0.00%
Totals	53,268	53,268	27,246	4	552	81,070	81,070	208,283	38.92%

Canvass Results Report

Official

Run Time 9:25 AM

Run Date 06/18/2020

Marion County, Oregon

May 19 2020 Primary Election

5/19/2020

Page 212

Official Results

Registered Voters

81070 of 208283 = 38.92%

Precincts Reporting

123 of 123 = 100.00%

City of Salem, Mayor - Nonpartisan Party - Vote for One

Precinct	Chuck Bennett	Brooke Jackson	Cast Votes	Undervotes	Overvotes	Misc write-in votes	Absentee Voting Ballots Cast	Total Ballots Cast	Registered Voters	Turnout Percentage
310	653	363	1,016	128	0	12	1,156	1,156	2,801	41.27%
311	791	584	1,375	151	0	9	1,535	1,535	4,188	36.65%
312	696	416	1,112	122	0	11	1,245	1,245	2,647	47.03%
320	275	178	453	64	0	2	519	519	1,781	29.14%
321	297	246	543	47	0	7	597	597	1,973	30.26%
322	43	19	62	4	0	1	67	67	108	62.04%
323	788	419	1,207	135	0	9	1,351	1,351	2,937	46.00%
324	19	13	32	8	0	0	40	40	198	20.20%
325	462	371	833	115	0	10	958	958	3,008	31.85%
326	19	15	34	4	0	0	38	38	102	37.25%
330	800	393	1,193	143	1	14	1,351	1,351	2,830	47.74%
331	286	160	446	60	0	1	507	507	1,182	42.89%
332	175	145	320	39	0	1	360	360	1,618	22.25%
333	294	195	489	65	1	4	559	559	1,459	38.31%
334	51	22	73	7	0	2	82	82	257	31.91%
335	0	0	0	0	0	0	0	0	0	0.00%
336	0	2	2	0	0	0	2	2	15	13.33%
337	1,415	674	2,089	257	0	17	2,363	2,363	4,853	48.69%
340	754	394	1,148	181	1	8	1,338	1,338	3,111	43.01%
341	821	462	1,283	159	0	14	1,456	1,456	3,197	45.54%

Canvass Results Report

Official

Run Time 9:25 AM

Run Date 06/18/2020

Marion County, Oregon

May 19 2020 Primary Election

5/19/2020

Page 213

Official Results

Registered Voters

81070 of 208283 = 38.92%

Precincts Reporting

123 of 123 = 100.00%

City of Salem, Mayor - Nonpartisan Party - Vote for One

Precinct	Chuck Bennett	Brooke Jackson	Cast Votes	Undervotes	Overvotes	Misc write-in votes	Absentee Voting Ballots Cast	Total Ballots Cast	Registered Voters	Turnout Percentage
342	3	0	3	0	0	0	3	3	8	37.50%
343	1,099	594	1,693	207	0	18	1,918	1,918	4,274	44.88%
344	1,272	742	2,014	235	1	19	2,269	2,269	5,517	41.13%
350	432	382	814	89	0	5	908	908	4,049	22.43%
351	149	103	252	23	0	5	280	280	1,014	27.61%
352	72	70	142	25	0	3	170	170	742	22.91%
353	380	219	599	83	0	3	685	685	1,990	34.42%
354	31	17	48	9	0	0	57	57	189	30.16%
355	12	7	19	5	0	0	24	24	86	27.91%
356	12	16	28	4	0	0	32	32	113	28.32%
357	391	264	655	68	0	9	732	732	2,805	26.10%
361	68	70	138	19	0	1	158	158	1,148	13.76%
362	236	167	403	36	0	3	442	442	1,299	34.03%
363	742	499	1,241	160	0	16	1,417	1,417	4,823	29.38%
364	424	286	710	93	0	4	807	807	2,578	31.30%
365	0	0	0	0	0	0	0	0	0	0.00%
370	796	325	1,121	135	0	12	1,268	1,268	2,199	57.66%
371	1,442	598	2,040	243	0	11	2,294	2,294	4,082	56.20%
372	356	189	545	69	0	4	618	618	1,241	49.80%
373	1,010	487	1,497	194	0	13	1,704	1,704	3,142	54.23%

Canvass Results Report

Official

Run Time 9:25 AM

Run Date 06/18/2020

Marion County, Oregon

May 19 2020 Primary Election

5/19/2020

Page 214

Official Results

Registered Voters

81070 of 208283 = 38.92%

Precincts Reporting

123 of 123 = 100.00%

City of Salem, Mayor - Nonpartisan Party - Vote for One

Precinct	Chuck Bennett	Brooke Jackson	Cast Votes	Undervotes	Overvotes	Misc write-in votes	Absentee Voting Ballots Cast	Total Ballots Cast	Registered Voters	Turnout Percentage
374	496	290	786	98	0	9	893	893	2,074	43.06%
375	664	444	1,108	124	1	8	1,241	1,241	3,146	39.45%
376	0	0	0	0	0	0	0	0	0	0.00%
Totals	18,726	10,840	29,566	3,608	5	265	33,444	33,444	84,784	39.45%

Canvass Results Report

Official

Run Time 9:25 AM

Run Date 06/18/2020

Marion County, Oregon

May 19 2020 Primary Election

5/19/2020

Page 215

Official Results

Registered Voters

81070 of 208283 = 38.92%

Precincts Reporting

123 of 123 = 100.00%

City of Salem, Councilor, Ward 1 - Nonpartisan Party - Vote for One

Precinct	Virginia Stapleton	Jan Kailuweit	Cast Votes	Undervotes	Overvotes	Misc write-in votes	Absentee Voting Ballots Cast	Total Ballots Cast	Registered Voters	Turnout Percentage
310	543	482	1,025	123	0	8	1,156	1,156	2,801	41.27%
311	777	617	1,394	132	0	9	1,535	1,535	4,188	36.65%
312	713	421	1,134	105	1	5	1,245	1,245	2,647	47.03%
Totals	2,033	1,520	3,553	360	1	22	3,936	3,936	9,636	40.85%

Canvass Results Report

Official

Run Time 9:25 AM

Run Date 06/18/2020

Marion County, Oregon

May 19 2020 Primary Election

5/19/2020

Page 216

Official Results

Registered Voters

81070 of 208283 = 38.92%

Precincts Reporting

123 of 123 = 100.00%

City of Salem, Councilor, Ward 3 - Nonpartisan Party - Vote for One

Precinct	Trevor Phillips	Brad A Nanke	Cast Votes	Undervotes	Overvotes	Misc write-in votes	Absentee Voting Ballots Cast	Total Ballots Cast	Registered Voters	Turnout Percentage
330	695	521	1,216	128	2	5	1,351	1,351	2,830	47.74%
331	232	214	446	61	0	0	507	507	1,182	42.89%
332	205	114	319	40	0	1	360	360	1,618	22.25%
333	216	259	475	82	0	2	559	559	1,459	38.31%
334	40	29	69	12	0	1	82	82	257	31.91%
335	0	0	0	0	0	0	0	0	0	0.00%
336	0	2	2	0	0	0	2	2	15	13.33%
337	1,248	917	2,165	195	0	3	2,363	2,363	4,853	48.69%
Totals	2,636	2,056	4,692	518	2	12	5,224	5,224	12,214	42.77%

Canvass Results Report

Official

Run Time 9:25 AM

Run Date 06/18/2020

Marion County, Oregon

May 19 2020 Primary Election

5/19/2020

Page 217

Official Results

Registered Voters

81070 of 208283 = 38.92%

Precincts Reporting

123 of 123 = 100.00%

City of Salem, Councilor, Ward 5 - Nonpartisan Party - Vote for One

Precinct	Hollie Oakes-Miller	Jose Gonzalez	Cast Votes	Undervotes	Overvotes	Misc write-in votes	Absentee Voting Ballots Cast	Total Ballots Cast	Registered Voters	Turnout Percentage
350	417	390	807	97	0	4	908	908	4,049	22.43%
351	100	163	263	16	0	1	280	280	1,014	27.61%
352	67	71	138	29	0	3	170	170	742	22.91%
353	282	307	589	93	0	3	685	685	1,990	34.42%
354	19	28	47	10	0	0	57	57	189	30.16%
355	7	13	20	4	0	0	24	24	86	27.91%
356	15	12	27	5	0	0	32	32	113	28.32%
357	299	349	648	77	0	7	732	732	2,805	26.10%
Totals	1,206	1,333	2,539	331	0	18	2,888	2,888	10,988	26.28%

Canvass Results Report

Official

Run Time 9:25 AM

Run Date 06/18/2020

Marion County, Oregon

May 19 2020 Primary Election

5/19/2020

Page 218

Official Results

Registered Voters

81070 of 208283 = 38.92%

Precincts Reporting

123 of 123 = 100.00%

City of Salem, Councilor, Ward 7 - Nonpartisan Party - Vote for One

Precinct	Reid Sund	Vanessa Nordyke	Cast Votes	Undervotes	Overvotes	Misc write-in votes	Absentee Voting Ballots Cast	Total Ballots Cast	Registered Voters	Turnout Percentage
370	390	825	1,215	53	0	0	1,268	1,268	2,199	57.66%
371	963	1,224	2,187	105	0	2	2,294	2,294	4,082	56.20%
372	225	364	589	27	0	2	618	618	1,241	49.80%
373	750	855	1,605	96	0	3	1,704	1,704	3,142	54.23%
374	432	399	831	61	0	1	893	893	2,074	43.06%
375	524	621	1,145	94	0	2	1,241	1,241	3,146	39.45%
376	0	0	0	0	0	0	0	0	0	0.00%
Totals	3,284	4,288	7,572	436	0	10	8,018	8,018	15,884	50.48%

Canvass Results Report

Official

Run Time 9:25 AM

Run Date 06/18/2020

Marion County, Oregon

May 19 2020 Primary Election

5/19/2020

Page 219

Official Results

Registered Voters

81070 of 208283 = 38.92%

Precincts Reporting

123 of 123 = 100.00%

Precinct 310 - Democratic Party - Vote for Eleven

Precinct	Andy Bromeland	Laura Sauter	David K Engen	Malea Kirkland	Cindy Kimball	Roberta A Cade	Ray L Quisenberry	Kasia Quillinan	Meliah M Masiba (W)	Cast Votes	Undervotes	Overvotes	Misc write-in votes
310	276	274	269	270	283	271	304	290	2	2,239	5,187	0	87
Totals	276	274	269	270	283	271	304	290	2	2,239	5,187	0	87

Canvass Results Report

Official

Run Time 9:25 AM

Run Date 06/18/2020

Marion County, Oregon

May 19 2020 Primary Election

5/19/2020

Page 220

Official Results

Registered Voters

81070 of 208283 = 38.92%

Precincts Reporting

123 of 123 = 100.00%

Precinct 310 - Democratic Party - Vote for Eleven

Precinct	Absentee Voting Ballots Cast	Total Ballots Cast	Registered Voters	Turnout Percentage
310	683	683	1,119	61.04%
Totals	683	683	1,119	61.04%

Canvass Results Report

Official

Run Time 9:25 AM

Run Date 06/18/2020

Marion County, Oregon

May 19 2020 Primary Election

5/19/2020

Page 221

Official Results

Registered Voters

81070 of 208283 = 38.92%

Precincts Reporting

123 of 123 = 100.00%

Precinct 311 - Democratic Party - Vote for Sixteen

Precinct	Lisa K Taylor	Amanda Rhodes	Don Hudgins	Mary Susan Moore	Michael G McQuade	Margaret Stephens	Daiv Skinner	Rochelle R Santiago	Susan Watkins	Angel P Villamor (W)	Cast Votes	Undervotes	Overvotes
311	350	338	330	338	327	337	322	348	344	4	3,038	10,513	0
Totals	350	338	330	338	327	337	322	348	344	4	3,038	10,513	0

Canvass Results Report

Official

Run Time 9:25 AM

Run Date 06/18/2020

Marion County, Oregon

May 19 2020 Primary Election

5/19/2020

Page 222

Official Results

Registered Voters

81070 of 208283 = 38.92%

Precincts Reporting

123 of 123 = 100.00%

Precinct 311 - Democratic Party - Vote for Sixteen

Precinct	Misc write-in votes	Absentee Voting Ballots Cast	Total Ballots Cast	Registered Voters	Turnout Percentage
311	177	858	858	1,481	57.93%
Totals	177	858	858	1,481	57.93%

Canvass Results Report

Official

Run Time 9:25 AM

Run Date 06/18/2020

Marion County, Oregon

May 19 2020 Primary Election

5/19/2020

Page 223

Official Results

Registered Voters

81070 of 208283 = 38.92%

Precincts Reporting

123 of 123 = 100.00%

Precinct 312 - Democratic Party - Vote for Ten

Precinct	Kathy Randall	Nan Baker-Krofft	Susan Khalsa-Wyborski	David Capen	Keri Capen	Cast Votes	Undervotes	Overvotes	Misc write-in votes	Absentee Voting Ballots Cast	Total Ballots Cast	Registered Voters	Turnout Percentage
312	362	338	365	348	356	1,769	5,893	1	158	783	783	1,155	67.79%
Totals	362	338	365	348	356	1,769	5,893	1	158	783	783	1,155	67.79%

Canvass Results Report

Official

Run Time 9:25 AM

Run Date 06/18/2020

Marion County, Oregon

May 19 2020 Primary Election

5/19/2020

Page 224

Official Results

Registered Voters

81070 of 208283 = 38.92%

Precincts Reporting

123 of 123 = 100.00%

Precinct 320 - Democratic Party - Vote for Seven

Precinct	Sarah Rohrs	Pamela Ruona	John T Maluski	Mark W Knecht	Cast Votes	Undervotes	Overvotes	Misc write-in votes	Absentee Voting Ballots Cast	Total Ballots Cast	Registered Voters	Turnout Percentage
320	125	115	114	113	467	1,345	0	50	266	266	543	48.99%
Totals	125	115	114	113	467	1,345	0	50	266	266	543	48.99%

Canvass Results Report

Official

Run Time 9:25 AM

Run Date 06/18/2020

Marion County, Oregon

May 19 2020 Primary Election

5/19/2020

Page 225

Official Results

Registered Voters

81070 of 208283 = 38.92%

Precincts Reporting

123 of 123 = 100.00%

Precinct 321 - No Candidate Filed - Democratic Party - Vote for Eight

Precinct		Cast Votes	Undervotes	Overvotes	Misc write-in votes	Absentee Voting Ballots Cast	Total Ballots Cast	Registered Voters	Turnout Percentage
321	0	0	2,655	0	33	336	336	675	49.78%
Totals	0	0	2,655	0	33	336	336	675	49.78%

Canvass Results Report

Official

Run Time 9:25 AM

Run Date 06/18/2020

Marion County, Oregon

May 19 2020 Primary Election

5/19/2020

Page 226

Official Results

Registered Voters

81070 of 208283 = 38.92%

Precincts Reporting

123 of 123 = 100.00%

Precinct 322 - Democratic Party - Vote for Two

Precinct	Wally Benson	Ashley Carson Cottingham	Cast Votes	Undervotes	Overvotes	Misc write-in votes	Absentee Voting Ballots Cast	Total Ballots Cast	Registered Voters	Turnout Percentage
322	30	35	65	25	0	0	45	45	53	84.91%
Totals	30	35	65	25	0	0	45	45	53	84.91%

Canvass Results Report

Official

Run Time 9:25 AM

Run Date 06/18/2020

Marion County, Oregon

May 19 2020 Primary Election

5/19/2020

Page 227

Official Results

Registered Voters

81070 of 208283 = 38.92%

Precincts Reporting

123 of 123 = 100.00%

Precinct 323 - Democratic Party - Vote for Twelve

Precinct	William A Holmstrom	Carol Suzuki	Jim Scheppke	Joyce Judy	Mark Wigg	Anita Owen	Derek Olson	Rebekah Degner	Cast Votes	Undervotes	Overvotes	Misc write-in votes	Absentee Voting Ballots Cast
323	379	431	418	390	382	407	374	384	3,165	7,019	1	124	860
Totals	379	431	418	390	382	407	374	384	3,165	7,019	1	124	860

Canvass Results Report

Official

Run Time 9:25 AM

Run Date 06/18/2020

Marion County, Oregon

May 19 2020 Primary Election

5/19/2020

Page 228

Official Results

Registered Voters

81070 of 208283 = 38.92%

Precincts Reporting

123 of 123 = 100.00%

Precinct 323 - Democratic Party - Vote for Twelve

Precinct	Total Ballots Cast	Registered Voters	Turnout Percentage
323	860	1,309	65.70%
Totals	860	1,309	65.70%

Canvass Results Report

Official

Run Time 9:25 AM

Run Date 06/18/2020

Marion County, Oregon

May 19 2020 Primary Election

5/19/2020

Page 229

Official Results

Registered Voters

81070 of 208283 = 38.92%

Precincts Reporting

123 of 123 = 100.00%

Precinct 324 - Democratic Party - Vote for Two

Precinct	Judy Sugnet	Cast Votes	Undervotes	Overvotes	Misc write-in votes	Absentee Voting Ballots Cast	Total Ballots Cast	Registered Voters	Turnout Percentage
324	10	10	21	0	1	16	16	41	39.02%
Totals	10	10	21	0	1	16	16	41	39.02%

Canvass Results Report

Official

Run Time 9:25 AM

Run Date 06/18/2020

Marion County, Oregon

May 19 2020 Primary Election

5/19/2020

Page 230

Official Results

Registered Voters

81070 of 208283 = 38.92%

Precincts Reporting

123 of 123 = 100.00%

Precinct 325 - No Candidate Filed - Democratic Party - Vote for Twelve

Precinct		Cast Votes	Undervotes	Overvotes	Misc write-in votes	Absentee Voting Ballots Cast	Total Ballots Cast	Registered Voters	Turnout Percentage
325	0	0	5,549	0	91	470	470	935	50.27%
Totals	0	0	5,549	0	91	470	470	935	50.27%

Canvass Results Report

Official

Run Time 9:25 AM

Run Date 06/18/2020

Marion County, Oregon

May 19 2020 Primary Election

5/19/2020

Page 231

Official Results

Registered Voters

81070 of 208283 = 38.92%

Precincts Reporting

123 of 123 = 100.00%

Precinct 326 - No Candidate Filed - Democratic Party - Vote for Two

Precinct		Cast Votes	Undervotes	Overvotes	Misc write-in votes	Absentee Voting Ballots Cast	Total Ballots Cast	Registered Voters	Turnout Percentage
326	0	0	45	0	5	25	25	49	51.02%
Totals	0	0	45	0	5	25	25	49	51.02%

Canvass Results Report

Official

Run Time 9:25 AM

Run Date 06/18/2020

Marion County, Oregon

May 19 2020 Primary Election

5/19/2020

Page 232

Official Results

Registered Voters

81070 of 208283 = 38.92%

Precincts Reporting

123 of 123 = 100.00%

Precinct 330 - Democratic Party - Vote for Eleven

Precinct	Rick Hartwig	Mary L Kamppi	Shelaswau Crier	Cast Votes	Undervotes	Overvotes	Misc write-in votes	Absentee Voting Ballots Cast	Total Ballots Cast	Registered Voters	Turnout Percentage
330	276	289	298	863	6,371	0	81	665	665	987	67.38%
Totals	276	289	298	863	6,371	0	81	665	665	987	67.38%

Canvass Results Report

Official

Run Time 9:25 AM

Run Date 06/18/2020

Marion County, Oregon

May 19 2020 Primary Election

5/19/2020

Page 233

Official Results

Registered Voters

81070 of 208283 = 38.92%

Precincts Reporting

123 of 123 = 100.00%

Precinct 331 - No Candidate Filed - Democratic Party - Vote for Five

Precinct		Cast Votes	Undervotes	Overvotes	Misc write-in votes	Absentee Voting Ballots Cast	Total Ballots Cast	Registered Voters	Turnout Percentage
331	0	0	1,114	0	11	225	225	392	57.40%
Totals	0	0	1,114	0	11	225	225	392	57.40%

Canvass Results Report

Official

Run Time 9:25 AM

Run Date 06/18/2020

Marion County, Oregon

May 19 2020 Primary Election

5/19/2020

Page 234

Official Results

Registered Voters

81070 of 208283 = 38.92%

Precincts Reporting

123 of 123 = 100.00%

Precinct 332 - Democratic Party - Vote for Six

Precinct	Nathaniel Robison	Daniel Balm	Siobhan Marsh	Cast Votes	Undervotes	Overvotes	Misc write-in votes	Absentee Voting Ballots Cast	Total Ballots Cast	Registered Voters	Turnout Percentage
332	93	97	95	285	765	0	6	176	176	465	37.85%
Totals	93	97	95	285	765	0	6	176	176	465	37.85%

Canvass Results Report

Official

Run Time 9:25 AM

Run Date 06/18/2020

Marion County, Oregon

May 19 2020 Primary Election

5/19/2020

Page 235

Official Results

Registered Voters

81070 of 208283 = 38.92%

Precincts Reporting

123 of 123 = 100.00%

Precinct 333 - No Candidate Filed - Democratic Party - Vote for Six

Precinct		Cast Votes	Undervotes	Overvotes	Misc write-in votes	Absentee Voting Ballots Cast	Total Ballots Cast	Registered Voters	Turnout Percentage
333	0	0	1,356	0	12	228	228	448	50.89%
Totals	0	0	1,356	0	12	228	228	448	50.89%

Canvass Results Report

Official

Run Time 9:25 AM

Run Date 06/18/2020

Marion County, Oregon

May 19 2020 Primary Election

5/19/2020

Page 236

Official Results

Registered Voters

81070 of 208283 = 38.92%

Precincts Reporting

123 of 123 = 100.00%

Precinct 334 - No Candidate Filed - Democratic Party - Vote for Two

Precinct	Cast Votes	Undervotes	Overvotes	Misc write-in votes	Absentee Voting Ballots Cast	Total Ballots Cast	Registered Voters	Turnout Percentage	
334	0	0	64	0	2	33	33	61	54.10%
Totals	0	0	64	0	2	33	33	61	54.10%

Canvass Results Report

Official

Run Time 9:25 AM

Run Date 06/18/2020

Marion County, Oregon

May 19 2020 Primary Election

5/19/2020

Page 237

Official Results

Registered Voters

81070 of 208283 = 38.92%

Precincts Reporting

123 of 123 = 100.00%

Precinct 336 - No Candidate Filed - Democratic Party - Vote for Two

Precinct		Cast Votes	Undervotes	Overvotes	Misc write-in votes	Absentee Voting Ballots Cast	Total Ballots Cast	Registered Voters	Turnout Percentage
336	0	0	0	0	0	0	0	1	0.00%
Totals	0	0	0	0	0	0	0	1	0.00%

Canvass Results Report

Official

Run Time 9:25 AM

Run Date 06/18/2020

Marion County, Oregon

May 19 2020 Primary Election

5/19/2020

Page 238

Official Results

Registered Voters

81070 of 208283 = 38.92%

Precincts Reporting

123 of 123 = 100.00%

Precinct 337 - Democratic Party - Vote for Nineteen

Precinct	Melissa S Fey	Trevor Phillips	Helen Caswell	Elizabeth M Vargas Duncan (W)	Sara B Duncan (W)	Cast Votes	Undervotes	Overvotes	Misc write-in votes	Absentee Voting Ballots Cast	Total Ballots Cast	Registered Voters	Turnout Percentage
337	454	679	445	3	4	1,585	19,631	0	83	1,121	1,121	1,709	65.59%
Totals	454	679	445	3	4	1,585	19,631	0	83	1,121	1,121	1,709	65.59%

Canvass Results Report

Official

Run Time 9:25 AM

Run Date 06/18/2020

Marion County, Oregon

May 19 2020 Primary Election

5/19/2020

Page 239

Official Results

Registered Voters

81070 of 208283 = 38.92%

Precincts Reporting

123 of 123 = 100.00%

Precinct 340 - Democratic Party - Vote for Twelve

Precinct	Casey Kopcho	Cast Votes	Undervotes	Overvotes	Misc write-in votes	Absentee Voting Ballots Cast	Total Ballots Cast	Registered Voters	Turnout Percentage
340	285	285	6,363	1	60	560	560	924	60.61%
Totals	285	285	6,363	1	60	560	560	924	60.61%

Canvass Results Report

Official

Run Time 9:25 AM

Run Date 06/18/2020

Marion County, Oregon

May 19 2020 Primary Election

5/19/2020

Page 240

Official Results

Registered Voters

81070 of 208283 = 38.92%

Precincts Reporting

123 of 123 = 100.00%

Precinct 341 - Democratic Party - Vote for Thirteen

Precinct	Reginald Hendrix	Jonathan Sandau	Mike Ellison	Zachary E Matot (W)	Cast Votes	Undervotes	Overvotes	Misc write-in votes	Absentee Voting Ballots Cast	Total Ballots Cast	Registered Voters	Turnout Percentage
341	291	291	326	3	911	7,529	0	62	654	654	990	66.06%
Totals	291	291	326	3	911	7,529	0	62	654	654	990	66.06%

Canvass Results Report

Official

Run Time 9:25 AM

Run Date 06/18/2020

Marion County, Oregon

May 19 2020 Primary Election

5/19/2020

Page 242

Official Results

Registered Voters

81070 of 208283 = 38.92%

Precincts Reporting

123 of 123 = 100.00%

Precinct 343 - Democratic Party - Vote for Seventeen

Precinct	Wayne Harris	Ingrid Stromberg	James A Sundell	Kathleen Sundell	Benjamin N Arnst (W)	Cast Votes	Undervotes	Overvotes	Misc write-in votes	Absentee Voting Ballots Cast	Total Ballots Cast	Registered Voters	Turnout Percentage
343	373	393	360	382	3	1,511	12,587	2	80	836	836	1,332	62.76%
Totals	373	393	360	382	3	1,511	12,587	2	80	836	836	1,332	62.76%

Canvass Results Report

Official

Run Time 9:25 AM

Run Date 06/18/2020

Marion County, Oregon

May 19 2020 Primary Election

5/19/2020

Page 243

Official Results

Registered Voters

81070 of 208283 = 38.92%

Precincts Reporting

123 of 123 = 100.00%

Precinct 344 - Democratic Party - Vote for Twenty two

Precinct	Cindy Burgess	Glenn Baly	Teresa Morris	Scott Mainwaring	William (Bill) Dalton	Christopher B Hummert (W)	Jacqueline M Leung (W)	Kyle R Elwood (W)	Cast Votes	Undervotes	Overvotes	Misc write-in votes	Absentee Voting Ballots Cast
344	543	466	490	460	478	2	6	7	2,452	21,004	0	128	1,072
Totals	543	466	490	460	478	2	6	7	2,452	21,004	0	128	1,072

Canvass Results Report

Official

Run Time 9:25 AM

Run Date 06/18/2020

Marion County, Oregon

May 19 2020 Primary Election

5/19/2020

Page 244

Official Results

Registered Voters

81070 of 208283 = 38.92%

Precincts Reporting

123 of 123 = 100.00%

Precinct 344 - Democratic Party - Vote for Twenty two

Precinct	Total Ballots Cast	Registered Voters	Turnout Percentage
344	1,072	1,750	61.26%
Totals	1,072	1,750	61.26%

Canvass Results Report

Official

Run Time 9:25 AM

Run Date 06/18/2020

Marion County, Oregon

May 19 2020 Primary Election

5/19/2020

Page 245

Official Results

Registered Voters

81070 of 208283 = 38.92%

Precincts Reporting

123 of 123 = 100.00%

Precinct 350 - Democratic Party - Vote for Sixteen

Precinct	Leaha Raska	Cast Votes	Undervotes	Overvotes	Misc write-in votes	Absentee Voting Ballots Cast	Total Ballots Cast	Registered Voters	Turnout Percentage
350	256	256	6,766	1	50	443	443	1,185	37.38%
Totals	256	256	6,766	1	50	443	443	1,185	37.38%

Canvass Results Report

Official

Run Time 9:25 AM

Run Date 06/18/2020

Marion County, Oregon

May 19 2020 Primary Election

5/19/2020

Page 246

Official Results

Registered Voters

81070 of 208283 = 38.92%

Precincts Reporting

123 of 123 = 100.00%

Precinct 351 - Democratic Party - Vote for Three

Precinct	Gary Miller	Hollie Oakes-Miller	Cast Votes	Undervotes	Overvotes	Misc write-in votes	Absentee Voting Ballots Cast	Total Ballots Cast	Registered Voters	Turnout Percentage
351	61	85	146	215	0	8	123	123	292	42.12%
Totals	61	85	146	215	0	8	123	123	292	42.12%

Canvass Results Report

Official

Run Time 9:25 AM

Run Date 06/18/2020

Marion County, Oregon

May 19 2020 Primary Election

5/19/2020

Page 247

Official Results

Registered Voters

81070 of 208283 = 38.92%

Precincts Reporting

123 of 123 = 100.00%

Precinct 352 - Democratic Party - Vote for Three

Precinct	Logan Stewart	Cast Votes	Undervotes	Overvotes	Misc write-in votes	Absentee Voting Ballots Cast	Total Ballots Cast	Registered Voters	Turnout Percentage
352	56	56	165	0	4	75	75	179	41.90%
Totals	56	56	165	0	4	75	75	179	41.90%

Canvass Results Report

Official

Run Time 9:25 AM

Run Date 06/18/2020

Marion County, Oregon

May 19 2020 Primary Election

5/19/2020

Page 248

Official Results

Registered Voters

81070 of 208283 = 38.92%

Precincts Reporting

123 of 123 = 100.00%

Precinct 353 - No Candidate Filed - Democratic Party - Vote for Eight

Precinct		Cast Votes	Undervotes	Overvotes	Misc write-in votes	Absentee Voting Ballots Cast	Total Ballots Cast	Registered Voters	Turnout Percentage
353	0	0	2,471	0	25	312	312	604	51.66%
Totals	0	0	2,471	0	25	312	312	604	51.66%

Canvass Results Report

Official

Run Time 9:25 AM

Run Date 06/18/2020

Marion County, Oregon

May 19 2020 Primary Election

5/19/2020

Page 249

Official Results

Registered Voters

81070 of 208283 = 38.92%

Precincts Reporting

123 of 123 = 100.00%

Precinct 354 - No Candidate Filed - Democratic Party - Vote for Two

Precinct		Cast Votes	Undervotes	Overvotes	Misc write-in votes	Absentee Voting Ballots Cast	Total Ballots Cast	Registered Voters	Turnout Percentage
354	0	0	30	0	2	16	16	42	38.10%
Totals	0	0	30	0	2	16	16	42	38.10%

Canvass Results Report

Official

Run Time 9:25 AM

Run Date 06/18/2020

Marion County, Oregon

May 19 2020 Primary Election

5/19/2020

Page 250

Official Results

Registered Voters

81070 of 208283 = 38.92%

Precincts Reporting

123 of 123 = 100.00%

Precinct 355 - Democratic Party - Vote for Two

Precinct	Susan L Schwab	Patrick Schwab	Cast Votes	Undervotes	Overvotes	Misc write-in votes	Absentee Voting Ballots Cast	Total Ballots Cast	Registered Voters	Turnout Percentage
355	9	9	18	2	0	0	10	10	28	35.71%
Totals	9	9	18	2	0	0	10	10	28	35.71%

Canvass Results Report

Official

Run Time 9:25 AM

Run Date 06/18/2020

Marion County, Oregon

May 19 2020 Primary Election

5/19/2020

Page 251

Official Results

Registered Voters

81070 of 208283 = 38.92%

Precincts Reporting

123 of 123 = 100.00%

Precinct 356 - No Candidate Filed - Democratic Party - Vote for Two

Precinct		Cast Votes	Undervotes	Overvotes	Misc write-in votes	Absentee Voting Ballots Cast	Total Ballots Cast	Registered Voters	Turnout Percentage
356	0	0	35	0	3	19	19	31	61.29%
Totals	0	0	35	0	3	19	19	31	61.29%

Canvass Results Report

Official

Run Time 9:25 AM

Run Date 06/18/2020

Marion County, Oregon

May 19 2020 Primary Election

5/19/2020

Page 252

Official Results

Registered Voters

81070 of 208283 = 38.92%

Precincts Reporting

123 of 123 = 100.00%

Precinct 357 - Democratic Party - Vote for Eleven

Precinct	Maryann Beirne	Lawrence Pohl	Cast Votes	Undervotes	Overvotes	Misc write-in votes	Absentee Voting Ballots Cast	Total Ballots Cast	Registered Voters	Turnout Percentage
357	178	117	295	3,308	0	38	331	331	801	41.32%
Totals	178	117	295	3,308	0	38	331	331	801	41.32%

Canvass Results Report

Official

Run Time 9:25 AM

Run Date 06/18/2020

Marion County, Oregon

May 19 2020 Primary Election

5/19/2020

Page 253

Official Results

Registered Voters

81070 of 208283 = 38.92%

Precincts Reporting

123 of 123 = 100.00%

Precinct 361 - No Candidate Filed - Democratic Party - Vote for Four

Precinct		Cast Votes	Undervotes	Overvotes	Misc write-in votes	Absentee Voting Ballots Cast	Total Ballots Cast	Registered Voters	Turnout Percentage
361	0	0	295	0	13	77	77	288	26.74%
Totals	0	0	295	0	13	77	77	288	26.74%

Canvass Results Report

Official

Run Time 9:25 AM

Run Date 06/18/2020

Marion County, Oregon

May 19 2020 Primary Election

5/19/2020

Page 254

Official Results

Registered Voters

81070 of 208283 = 38.92%

Precincts Reporting

123 of 123 = 100.00%

Precinct 362 - Democratic Party - Vote for Five

Precinct	Nathaniel Everett Owen	Cast Votes	Undervotes	Overvotes	Misc write-in votes	Absentee Voting Ballots Cast	Total Ballots Cast	Registered Voters	Turnout Percentage
362	151	151	1,107	0	22	256	256	459	55.77%
Totals	151	151	1,107	0	22	256	256	459	55.77%

Canvass Results Report

Official

Run Time 9:25 AM

Run Date 06/18/2020

Marion County, Oregon

May 19 2020 Primary Election

5/19/2020

Page 255

Official Results

Registered Voters

81070 of 208283 = 38.92%

Precincts Reporting

123 of 123 = 100.00%

Precinct 363 - Democratic Party - Vote for Nineteen

Precinct	Chris Hoy	Cast Votes	Undervotes	Overvotes	Misc write-in votes	Absentee Voting Ballots Cast	Total Ballots Cast	Registered Voters	Turnout Percentage
363	382	382	11,745	0	33	640	640	1,447	44.23%
Totals	382	382	11,745	0	33	640	640	1,447	44.23%

Canvass Results Report

Official

Run Time 9:25 AM

Run Date 06/18/2020

Marion County, Oregon

May 19 2020 Primary Election

5/19/2020

Page 256

Official Results

Registered Voters

81070 of 208283 = 38.92%

Precincts Reporting

123 of 123 = 100.00%

Precinct 364 - No Candidate Filed - Democratic Party - Vote for Ten

Precinct		Cast Votes	Undervotes	Overvotes	Misc write-in votes	Absentee Voting Ballots Cast	Total Ballots Cast	Registered Voters	Turnout Percentage
364	0	0	3,585	0	25	361	361	790	45.70%
Totals	0	0	3,585	0	25	361	361	790	45.70%

Canvass Results Report

Official

Run Time 9:25 AM

Run Date 06/18/2020

Marion County, Oregon

May 19 2020 Primary Election

5/19/2020

Page 257

Official Results

Registered Voters

81070 of 208283 = 38.92%

Precincts Reporting

123 of 123 = 100.00%

Precinct 370 - Democratic Party - Vote for Nine

Precinct	Rachel Dewey Thorsett	Lillie Manvel	Evan Manvel	Nancy MacMorris-Adix	Walter Perry	Victor Dodier	Marcia Kelley	Christine Chute	Brian Clem	Cast Votes	Undervotes	Overvotes	Misc write-in votes
370	454	417	411	459	406	422	446	427	484	3,926	3,088	0	42
Totals	454	417	411	459	406	422	446	427	484	3,926	3,088	0	42

Canvass Results Report

Official

Run Time 9:25 AM

Run Date 06/18/2020

Marion County, Oregon

May 19 2020 Primary Election

5/19/2020

Page 258

Official Results

Registered Voters

81070 of 208283 = 38.92%

Precincts Reporting

123 of 123 = 100.00%

Precinct 370 - Democratic Party - Vote for Nine

Precinct	Absentee Voting Ballots Cast	Total Ballots Cast	Registered Voters	Turnout Percentage
370	784	784	1,047	74.88%
Totals	784	784	1,047	74.88%

Canvass Results Report

Official

Run Time 9:25 AM

Run Date 06/18/2020

Marion County, Oregon

May 19 2020 Primary Election

5/19/2020

Page 259

Official Results

Registered Voters

81070 of 208283 = 38.92%

Precincts Reporting

123 of 123 = 100.00%

Precinct 371 - Democratic Party - Vote for Sixteen

Precinct	Joel Rosenblit	Brent P Steele	Deb Patterson	Paul A Graham	Kathy T Graham	Ron Eachus	Vanessa Nordyke	Mary Nikas	Sean Nikas	Stephanie Aguilera	Cast Votes	Undervotes	Overvotes
371	466	449	617	474	487	475	671	466	456	475	5,036	13,210	0
Totals	466	449	617	474	487	475	671	466	456	475	5,036	13,210	0

Canvass Results Report

Official

Run Time 9:25 AM

Run Date 06/18/2020

Marion County, Oregon

May 19 2020 Primary Election

5/19/2020

Page 260

Official Results

Registered Voters

81070 of 208283 = 38.92%

Precincts Reporting

123 of 123 = 100.00%

Precinct 371 - Democratic Party - Vote for Sixteen

Precinct	Misc write-in votes	Absentee Voting Ballots Cast	Total Ballots Cast	Registered Voters	Turnout Percentage
371	202	1,153	1,153	1,540	74.87%
Totals	202	1,153	1,153	1,540	74.87%

Canvass Results Report

Official

Run Time 9:25 AM

Run Date 06/18/2020

Marion County, Oregon

May 19 2020 Primary Election

5/19/2020

Page 261

Official Results

Registered Voters

81070 of 208283 = 38.92%

Precincts Reporting

123 of 123 = 100.00%

Precinct 372 - Democratic Party - Vote for Five

Precinct	Gary L Mulhern	Lorie Fontaine	Nicholas "Nick" D Eustrom (W)	Cast Votes	Undervotes	Overvotes	Misc write-in votes	Absentee Voting Ballots Cast	Total Ballots Cast	Registered Voters	Turnout Percentage
372	136	189	6	331	1,355	1	29	344	344	510	67.45%
Totals	136	189	6	331	1,355	1	29	344	344	510	67.45%

Canvass Results Report

Official

Run Time 9:25 AM

Run Date 06/18/2020

Marion County, Oregon

May 19 2020 Primary Election

5/19/2020

Page 262

Official Results

Registered Voters

81070 of 208283 = 38.92%

Precincts Reporting

123 of 123 = 100.00%

Precinct 373 - Democratic Party - Vote for Twelve

Precinct	Emily Marchant	Evan Sorce	Sheryl Anne Wetzel	Lowell Wetzel	Patricia L Williams	Sally Cook	Wesley J Jolley (W)	Cast Votes	Undervotes	Overvotes	Misc write-in votes	Absentee Voting Ballots Cast	Total Ballots Cast	Registered Voters
373	359	356	363	357	356	418	4	2,213	6,872	0	95	765	765	1,102
Totals	359	356	363	357	356	418	4	2,213	6,872	0	95	765	765	1,102

Canvass Results Report

Official

Run Time 9:25 AM

Run Date 06/18/2020

Marion County, Oregon

May 19 2020 Primary Election

5/19/2020

Page 263

Official Results


Registered Voters

81070 of 208283 = 38.92%

Precincts Reporting

123 of 123 = 100.00%

Precinct 373 - Democratic Party - Vote for Twelve



Precinct	Turnout Percentage
373	69.42%
Totals	69.42%

Canvass Results Report

Official

Run Time 9:25 AM

Run Date 06/18/2020

Marion County, Oregon

May 19 2020 Primary Election

5/19/2020

Page 264

Official Results

Registered Voters

81070 of 208283 = 38.92%

Precincts Reporting

123 of 123 = 100.00%

Precinct 374 - No Candidate Filed - Democratic Party - Vote for Eight

Precinct		Cast Votes	Undervotes	Overvotes	Misc write-in votes	Absentee Voting Ballots Cast	Total Ballots Cast	Registered Voters	Turnout Percentage
374	0	0	3,094	0	34	391	391	670	58.36%
Totals	0	0	3,094	0	34	391	391	670	58.36%

Canvass Results Report

Official

Run Time 9:25 AM

Run Date 06/18/2020

Marion County, Oregon

May 19 2020 Primary Election

5/19/2020

Page 265

Official Results

Registered Voters

81070 of 208283 = 38.92%

Precincts Reporting

123 of 123 = 100.00%

Precinct 375 - Democratic Party - Vote for Twelve

Precinct	Michael Slater	Barbara Fuller	Dianne L doCarmo (W)	Cast Votes	Undervotes	Overvotes	Misc write-in votes	Absentee Voting Ballots Cast	Total Ballots Cast	Registered Voters	Turnout Percentage
375	275	312	2	589	6,317	0	54	580	580	1,019	56.92%
Totals	275	312	2	589	6,317	0	54	580	580	1,019	56.92%

Canvass Results Report

Official

Run Time 9:25 AM

Run Date 06/18/2020

Marion County, Oregon

May 19 2020 Primary Election

5/19/2020

Page 266

Official Results

Registered Voters

81070 of 208283 = 38.92%

Precincts Reporting

123 of 123 = 100.00%

Precinct 401 - No Candidate Filed - Democratic Party - Vote for Fifteen

Precinct		Cast Votes	Undervotes	Overvotes	Misc write-in votes	Absentee Voting Ballots Cast	Total Ballots Cast	Registered Voters	Turnout Percentage
401	0	0	8,926	0	44	598	598	1,050	56.95%
Totals	0	0	8,926	0	44	598	598	1,050	56.95%

Canvass Results Report

Official

Run Time 9:25 AM

Run Date 06/18/2020

Marion County, Oregon

May 19 2020 Primary Election

5/19/2020

Page 267

Official Results

Registered Voters

81070 of 208283 = 38.92%

Precincts Reporting

123 of 123 = 100.00%

Precinct 402 - No Candidate Filed - Democratic Party - Vote for Eleven

Precinct	Michael L Hampton (W)	Cast Votes	Undervotes	Overvotes	Misc write-in votes	Absentee Voting Ballots Cast	Total Ballots Cast	Registered Voters	Turnout Percentage
402	10	10	5,417	0	29	496	496	784	63.27%
Totals	10	10	5,417	0	29	496	496	784	63.27%

Canvass Results Report

Official

Run Time 9:25 AM

Run Date 06/18/2020

Marion County, Oregon

May 19 2020 Primary Election

5/19/2020

Page 268

Official Results

Registered Voters

81070 of 208283 = 38.92%

Precincts Reporting

123 of 123 = 100.00%

Precinct 403 - Democratic Party - Vote for Sixteen

Precinct	James R Merrill	Kelly A Haider (W)	Lawrence K Haider (W)	Cast Votes	Undervotes	Overvotes	Misc write-in votes	Absentee Voting Ballots Cast	Total Ballots Cast	Registered Voters	Turnout Percentage
403	384	2	2	388	9,983	0	45	651	651	1,127	57.76%
Totals	384	2	2	388	9,983	0	45	651	651	1,127	57.76%

Canvass Results Report

Official

Run Time 9:25 AM

Run Date 06/18/2020

Marion County, Oregon

May 19 2020 Primary Election

5/19/2020

Page 269

Official Results

Registered Voters

81070 of 208283 = 38.92%

Precincts Reporting

123 of 123 = 100.00%

Precinct 404 - Democratic Party - Vote for Fourteen

Precinct	Frank Pauley	Indigo Clingerman	Ian Clingerman	Aaron Clingerman	Cast Votes	Undervotes	Overvotes	Misc write-in votes	Absentee Voting Ballots Cast	Total Ballots Cast	Registered Voters	Turnout Percentage
404	277	222	209	218	926	6,581	0	39	539	539	1,017	53.00%
Totals	277	222	209	218	926	6,581	0	39	539	539	1,017	53.00%

Canvass Results Report

Official

Run Time 9:25 AM

Run Date 06/18/2020

Marion County, Oregon

May 19 2020 Primary Election

5/19/2020

Page 270

Official Results

Registered Voters

81070 of 208283 = 38.92%

Precincts Reporting

123 of 123 = 100.00%

Precinct 405 - No Candidate Filed - Democratic Party - Vote for Ten

Precinct		Cast Votes	Undervotes	Overvotes	Misc write-in votes	Absentee Voting Ballots Cast	Total Ballots Cast	Registered Voters	Turnout Percentage
405	0	0	3,989	0	21	401	401	700	57.29%
Totals	0	0	3,989	0	21	401	401	700	57.29%

Canvass Results Report

Official

Run Time 9:25 AM

Run Date 06/18/2020

Marion County, Oregon

May 19 2020 Primary Election

5/19/2020

Page 271

Official Results

Registered Voters

81070 of 208283 = 38.92%

Precincts Reporting

123 of 123 = 100.00%

Precinct 406 - Democratic Party - Vote for Seventeen

Precinct	Michele Roland-Schwartz	Dana Schell	Kathy A Lincoln	Lisa L Cejka (W)	Cast Votes	Undervotes	Overvotes	Misc write-in votes	Absentee Voting Ballots Cast	Total Ballots Cast	Registered Voters	Turnout Percentage
406	329	315	336	6	986	10,650	0	60	688	688	1,232	55.84%
Totals	329	315	336	6	986	10,650	0	60	688	688	1,232	55.84%

Canvass Results Report

Official

Run Time 9:25 AM

Run Date 06/18/2020

Marion County, Oregon

May 19 2020 Primary Election

5/19/2020

Page 272

Official Results

Registered Voters

81070 of 208283 = 38.92%

Precincts Reporting

123 of 123 = 100.00%

Precinct 407 - Democratic Party - Vote for Eighteen

Precinct	Carina Perez Europa	Cast Votes	Undervotes	Overvotes	Misc write-in votes	Absentee Voting Ballots Cast	Total Ballots Cast	Registered Voters	Turnout Percentage
407	367	367	9,959	1	42	577	577	1,280	45.08%
Totals	367	367	9,959	1	42	577	577	1,280	45.08%

Canvass Results Report

Official

Run Time 9:25 AM

Run Date 06/18/2020

Marion County, Oregon

May 19 2020 Primary Election

5/19/2020

Page 273

Official Results

Registered Voters

81070 of 208283 = 38.92%

Precincts Reporting

123 of 123 = 100.00%

Precinct 408 - No Candidate Filed - Democratic Party - Vote for Two

Precinct		Cast Votes	Undervotes	Overvotes	Misc write-in votes	Absentee Voting Ballots Cast	Total Ballots Cast	Registered Voters	Turnout Percentage
408	0	0	35	0	5	20	20	68	29.41%
Totals	0	0	35	0	5	20	20	68	29.41%

Canvass Results Report

Official

Run Time 9:25 AM

Run Date 06/18/2020

Marion County, Oregon

May 19 2020 Primary Election

5/19/2020

Page 274

Official Results

Registered Voters

81070 of 208283 = 38.92%

Precincts Reporting

123 of 123 = 100.00%

Precinct 505 - No Candidate Filed - Democratic Party - Vote for Two

Precinct		Cast Votes	Undervotes	Overvotes	Misc write-in votes	Absentee Voting Ballots Cast	Total Ballots Cast	Registered Voters	Turnout Percentage
505	0	0	91	0	3	47	47	73	64.38%
Totals	0	0	91	0	3	47	47	73	64.38%

Canvass Results Report

Official

Run Time 9:25 AM

Run Date 06/18/2020

Marion County, Oregon

May 19 2020 Primary Election

5/19/2020

Page 275

Official Results

Registered Voters

81070 of 208283 = 38.92%

Precincts Reporting

123 of 123 = 100.00%

Precinct 515 - No Candidate Filed - Democratic Party - Vote for Three

Precinct		Cast Votes	Undervotes	Overvotes	Misc write-in votes	Absentee Voting Ballots Cast	Total Ballots Cast	Registered Voters	Turnout Percentage
515	0	0	219	0	12	77	77	138	55.80%
Totals	0	0	219	0	12	77	77	138	55.80%

Canvass Results Report

Official

Run Time 9:25 AM

Run Date 06/18/2020

Marion County, Oregon

May 19 2020 Primary Election

5/19/2020

Page 276

Official Results

Registered Voters

81070 of 208283 = 38.92%

Precincts Reporting

123 of 123 = 100.00%

Precinct 525 - Democratic Party - Vote for Three

Precinct	Scott Mills	Cast Votes	Undervotes	Overvotes	Misc write-in votes	Absentee Voting Ballots Cast	Total Ballots Cast	Registered Voters	Turnout Percentage
525	116	116	370	0	9	165	165	266	62.03%
Totals	116	116	370	0	9	165	165	266	62.03%

Canvass Results Report

Official

Run Time 9:25 AM

Run Date 06/18/2020

Marion County, Oregon

May 19 2020 Primary Election

5/19/2020

Page 277

Official Results

Registered Voters

81070 of 208283 = 38.92%

Precincts Reporting

123 of 123 = 100.00%

Precinct 535 - No Candidate Filed - Democratic Party - Vote for Seven

Precinct		Cast Votes	Undervotes	Overvotes	Misc write-in votes	Absentee Voting Ballots Cast	Total Ballots Cast	Registered Voters	Turnout Percentage
535	0	0	1,758	0	20	254	254	537	47.30%
Totals	0	0	1,758	0	20	254	254	537	47.30%

Canvass Results Report

Official

Run Time 9:25 AM

Run Date 06/18/2020

Marion County, Oregon

May 19 2020 Primary Election

5/19/2020

Page 278

Official Results

Registered Voters

81070 of 208283 = 38.92%

Precincts Reporting

123 of 123 = 100.00%

Precinct 545 - No Candidate Filed - Democratic Party - Vote for Five

Precinct		Cast Votes	Undervotes	Overvotes	Misc write-in votes	Absentee Voting Ballots Cast	Total Ballots Cast	Registered Voters	Turnout Percentage
545	0	0	605	0	10	123	123	318	38.68%
Totals	0	0	605	0	10	123	123	318	38.68%

Canvass Results Report

Official

Run Time 9:25 AM

Run Date 06/18/2020

Marion County, Oregon

May 19 2020 Primary Election

5/19/2020

Page 279

Official Results

Registered Voters

81070 of 208283 = 38.92%

Precincts Reporting

123 of 123 = 100.00%

Precinct 555 - No Candidate Filed - Democratic Party - Vote for Eight

Precinct		Cast Votes	Undervotes	Overvotes	Misc write-in votes	Absentee Voting Ballots Cast	Total Ballots Cast	Registered Voters	Turnout Percentage
555	0	0	2,540	0	12	319	319	589	54.16%
Totals	0	0	2,540	0	12	319	319	589	54.16%

Canvass Results Report

Official

Run Time 9:25 AM

Run Date 06/18/2020

Marion County, Oregon

May 19 2020 Primary Election

5/19/2020

Page 280

Official Results

Registered Voters

81070 of 208283 = 38.92%

Precincts Reporting

123 of 123 = 100.00%

Precinct 577 - No Candidate Filed - Democratic Party - Vote for Three

Precinct		Cast Votes	Undervotes	Overvotes	Misc write-in votes	Absentee Voting Ballots Cast	Total Ballots Cast	Registered Voters	Turnout Percentage
577	0	0	185	0	4	63	63	118	53.39%
Totals	0	0	185	0	4	63	63	118	53.39%

Canvass Results Report

Official

Run Time 9:25 AM

Run Date 06/18/2020

Marion County, Oregon

May 19 2020 Primary Election

5/19/2020

Page 281

Official Results

Registered Voters

81070 of 208283 = 38.92%

Precincts Reporting

123 of 123 = 100.00%

Precinct 578 - No Candidate Filed - Democratic Party - Vote for Two

Precinct		Cast Votes	Undervotes	Overvotes	Misc write-in votes	Absentee Voting Ballots Cast	Total Ballots Cast	Registered Voters	Turnout Percentage
578	0	0	18	0	0	9	9	16	56.25%
Totals	0	0	18	0	0	9	9	16	56.25%

Canvass Results Report

Official

Run Time 9:25 AM

Run Date 06/18/2020

Marion County, Oregon

May 19 2020 Primary Election

5/19/2020

Page 282

Official Results

Registered Voters

81070 of 208283 = 38.92%

Precincts Reporting

123 of 123 = 100.00%

Precinct 579 - Democratic Party - Vote for Two

Precinct	Doug Cutrell	Cast Votes	Undervotes	Overvotes	Misc write-in votes	Absentee Voting Ballots Cast	Total Ballots Cast	Registered Voters	Turnout Percentage
579	26	26	50	0	2	39	39	51	76.47%
Totals	26	26	50	0	2	39	39	51	76.47%

Canvass Results Report

Official

Run Time 9:25 AM

Run Date 06/18/2020

Marion County, Oregon

May 19 2020 Primary Election

5/19/2020

Page 283

Official Results

Registered Voters

81070 of 208283 = 38.92%

Precincts Reporting

123 of 123 = 100.00%

Precinct 580 - Democratic Party - Vote for Six

Precinct	Carla Mikkelson	Cast Votes	Undervotes	Overvotes	Misc write-in votes	Absentee Voting Ballots Cast	Total Ballots Cast	Registered Voters	Turnout Percentage
580	93	93	866	0	7	161	161	287	56.10%
Totals	93	93	866	0	7	161	161	287	56.10%

Canvass Results Report

Official

Run Time 9:25 AM

Run Date 06/18/2020

Marion County, Oregon

May 19 2020 Primary Election

5/19/2020

Page 284

Official Results

Registered Voters

81070 of 208283 = 38.92%

Precincts Reporting

123 of 123 = 100.00%

Precinct 581 - No Candidate Filed - Democratic Party - Vote for Fifteen

Precinct		Cast Votes	Undervotes	Overvotes	Misc write-in votes	Absentee Voting Ballots Cast	Total Ballots Cast	Registered Voters	Turnout Percentage
581	0	0	6,849	0	21	458	458	925	49.51%
Totals	0	0	6,849	0	21	458	458	925	49.51%

Canvass Results Report

Official

Run Time 9:25 AM

Run Date 06/18/2020

Marion County, Oregon

May 19 2020 Primary Election

5/19/2020

Page 285

Official Results

Registered Voters

81070 of 208283 = 38.92%

Precincts Reporting

123 of 123 = 100.00%

Precinct 582 - No Candidate Filed - Democratic Party - Vote for Four

Precinct	Michel Vasquez (W)	Cast Votes	Undervotes	Overvotes	Misc write-in votes	Absentee Voting Ballots Cast	Total Ballots Cast	Registered Voters	Turnout Percentage
582	2	2	307	0	7	79	79	180	43.89%
Totals	2	2	307	0	7	79	79	180	43.89%

Canvass Results Report

Official

Run Time 9:25 AM

Run Date 06/18/2020

Marion County, Oregon

May 19 2020 Primary Election

5/19/2020

Page 286

Official Results

Registered Voters

81070 of 208283 = 38.92%

Precincts Reporting

123 of 123 = 100.00%

Precinct 583 - No Candidate Filed - Democratic Party - Vote for Five

Precinct		Cast Votes	Undervotes	Overvotes	Misc write-in votes	Absentee Voting Ballots Cast	Total Ballots Cast	Registered Voters	Turnout Percentage
583	0	0	603	0	17	124	124	249	49.80%
Totals	0	0	603	0	17	124	124	249	49.80%

Canvass Results Report

Official

Run Time 9:25 AM

Run Date 06/18/2020

Marion County, Oregon

May 19 2020 Primary Election

5/19/2020

Page 287

Official Results

Registered Voters

81070 of 208283 = 38.92%

Precincts Reporting

123 of 123 = 100.00%

Precinct 584 - No Candidate Filed - Democratic Party - Vote for Two

Precinct	Cast Votes	Undervotes	Overvotes	Misc write-in votes	Absentee Voting Ballots Cast	Total Ballots Cast	Registered Voters	Turnout Percentage
584	0	0	2	0	1	1	4	25.00%
Totals	0	0	2	0	1	1	4	25.00%

Canvass Results Report

Official

Run Time 9:25 AM

Run Date 06/18/2020

Marion County, Oregon

May 19 2020 Primary Election

5/19/2020

Page 288

Official Results

Registered Voters

81070 of 208283 = 38.92%

Precincts Reporting

123 of 123 = 100.00%

Precinct 586 - Democratic Party - Vote for Three

Precinct	Tom Levy	Cast Votes	Undervotes	Overvotes	Misc write-in votes	Absentee Voting Ballots Cast	Total Ballots Cast	Registered Voters	Turnout Percentage
586	42	42	172	0	2	72	72	139	51.80%
Totals	42	42	172	0	2	72	72	139	51.80%

Canvass Results Report

Official

Run Time 9:25 AM

Run Date 06/18/2020

Marion County, Oregon

May 19 2020 Primary Election

5/19/2020

Page 289

Official Results

Registered Voters

81070 of 208283 = 38.92%

Precincts Reporting

123 of 123 = 100.00%

Precinct 587 - No Candidate Filed - Democratic Party - Vote for Two

Precinct		Cast Votes	Undervotes	Overvotes	Misc write-in votes	Absentee Voting Ballots Cast	Total Ballots Cast	Registered Voters	Turnout Percentage
587	0	0	32	0	2	17	17	29	58.62%
Totals	0	0	32	0	2	17	17	29	58.62%

Canvass Results Report

Official

Run Time 9:25 AM

Run Date 06/18/2020

Marion County, Oregon

May 19 2020 Primary Election

5/19/2020

Page 290

Official Results

Registered Voters

81070 of 208283 = 38.92%

Precincts Reporting

123 of 123 = 100.00%

Precinct 588 - No Candidate Filed - Democratic Party - Vote for Two

Precinct		Cast Votes	Undervotes	Overvotes	Misc write-in votes	Absentee Voting Ballots Cast	Total Ballots Cast	Registered Voters	Turnout Percentage
588	0	0	21	0	1	11	11	47	23.40%
Totals	0	0	21	0	1	11	11	47	23.40%

Canvass Results Report

Official

Run Time 9:25 AM

Run Date 06/18/2020

Marion County, Oregon

May 19 2020 Primary Election

5/19/2020

Page 291

Official Results

Registered Voters

81070 of 208283 = 38.92%

Precincts Reporting

123 of 123 = 100.00%

Precinct 589 - No Candidate Filed - Democratic Party - Vote for Two

Precinct		Cast Votes	Undervotes	Overvotes	Misc write-in votes	Absentee Voting Ballots Cast	Total Ballots Cast	Registered Voters	Turnout Percentage
589	0	0	10	0	0	5	5	6	83.33%
Totals	0	0	10	0	0	5	5	6	83.33%

Canvass Results Report

Official

Run Time 9:25 AM

Run Date 06/18/2020

Marion County, Oregon

May 19 2020 Primary Election

5/19/2020

Page 292

Official Results

Registered Voters

81070 of 208283 = 38.92%

Precincts Reporting

123 of 123 = 100.00%

Precinct 590 - No Candidate Filed - Democratic Party - Vote for Four

Precinct		Cast Votes	Undervotes	Overvotes	Misc write-in votes	Absentee Voting Ballots Cast	Total Ballots Cast	Registered Voters	Turnout Percentage
590	0	0	319	0	5	81	81	148	54.73%
Totals	0	0	319	0	5	81	81	148	54.73%

Canvass Results Report

Official

Run Time 9:25 AM

Run Date 06/18/2020

Marion County, Oregon

May 19 2020 Primary Election

5/19/2020

Page 293

Official Results

Registered Voters

81070 of 208283 = 38.92%

Precincts Reporting

123 of 123 = 100.00%

Precinct 615 - No Candidate Filed - Democratic Party - Vote for Two

Precinct		Cast Votes	Undervotes	Overvotes	Misc write-in votes	Absentee Voting Ballots Cast	Total Ballots Cast	Registered Voters	Turnout Percentage
615	0	0	60	0	0	30	30	55	54.55%
Totals	0	0	60	0	0	30	30	55	54.55%

Canvass Results Report

Official

Run Time 9:25 AM

Run Date 06/18/2020

Marion County, Oregon

May 19 2020 Primary Election

5/19/2020

Page 294

Official Results

Registered Voters

81070 of 208283 = 38.92%

Precincts Reporting

123 of 123 = 100.00%

Precinct 625 - Democratic Party - Vote for Twelve

Precinct	Lee Mercer	Laurie A Chadwick	Cast Votes	Undervotes	Overvotes	Misc write-in votes	Absentee Voting Ballots Cast	Total Ballots Cast	Registered Voters	Turnout Percentage
625	290	337	627	6,047	1	94	565	565	930	60.75%
Totals	290	337	627	6,047	1	94	565	565	930	60.75%

Canvass Results Report

Official

Run Time 9:25 AM

Run Date 06/18/2020

Marion County, Oregon

May 19 2020 Primary Election

5/19/2020

Page 295

Official Results

Registered Voters

81070 of 208283 = 38.92%

Precincts Reporting

123 of 123 = 100.00%

Precinct 635 - Democratic Party - Vote for Sixteen

Precinct	Stephen Barrett	Jason Freilinger	Karyssa N Dow	Benjamin Blair (W)	Cast Votes	Undervotes	Overvotes	Misc write-in votes	Absentee Voting Ballots Cast	Total Ballots Cast	Registered Voters	Turnout Percentage
635	432	516	457	5	1,410	12,921	1	213	910	910	1,322	68.84%
Totals	432	516	457	5	1,410	12,921	1	213	910	910	1,322	68.84%

Canvass Results Report

Official

Run Time 9:25 AM

Run Date 06/18/2020

Marion County, Oregon

May 19 2020 Primary Election

5/19/2020

Page 296

Official Results

Registered Voters

81070 of 208283 = 38.92%

Precincts Reporting

123 of 123 = 100.00%

Precinct 645 - Democratic Party - Vote for Eight

Precinct	Pamela A Hutchinson	Cast Votes	Undervotes	Overvotes	Misc write-in votes	Absentee Voting Ballots Cast	Total Ballots Cast	Registered Voters	Turnout Percentage
645	193	193	2,412	0	19	328	328	523	62.72%
Totals	193	193	2,412	0	19	328	328	523	62.72%

Canvass Results Report

Official

Run Time 9:25 AM

Run Date 06/18/2020

Marion County, Oregon

May 19 2020 Primary Election

5/19/2020

Page 297

Official Results

Registered Voters

81070 of 208283 = 38.92%

Precincts Reporting

123 of 123 = 100.00%

Precinct 655 - Democratic Party - Vote for Twenty one

Precinct	Paige Hook	Steven K Halverson	Phyllis Martin	Cast Votes	Undervotes	Overvotes	Misc write-in votes	Absentee Voting Ballots Cast	Total Ballots Cast	Registered Voters	Turnout Percentage
655	377	303	297	977	12,520	1	153	651	651	1,201	54.20%
Totals	377	303	297	977	12,520	1	153	651	651	1,201	54.20%

Canvass Results Report

Official

Run Time 9:25 AM

Run Date 06/18/2020

Marion County, Oregon

May 19 2020 Primary Election

5/19/2020

Page 298

Official Results

Registered Voters

81070 of 208283 = 38.92%

Precincts Reporting

123 of 123 = 100.00%

Precinct 674 - No Candidate Filed - Democratic Party - Vote for Five

Precinct		Cast Votes	Undervotes	Overvotes	Misc write-in votes	Absentee Voting Ballots Cast	Total Ballots Cast	Registered Voters	Turnout Percentage
674	0	0	773	0	27	160	160	265	60.38%
Totals	0	0	773	0	27	160	160	265	60.38%

Canvass Results Report

Official

Run Time 9:25 AM

Run Date 06/18/2020

Marion County, Oregon

May 19 2020 Primary Election

5/19/2020

Page 299

Official Results

Registered Voters

81070 of 208283 = 38.92%

Precincts Reporting

123 of 123 = 100.00%

Precinct 676 - No Candidate Filed - Democratic Party - Vote for Five

Precinct		Cast Votes	Undervotes	Overvotes	Misc write-in votes	Absentee Voting Ballots Cast	Total Ballots Cast	Registered Voters	Turnout Percentage
676	0	0	873	0	22	179	179	269	66.54%
Totals	0	0	873	0	22	179	179	269	66.54%

Canvass Results Report

Official

Run Time 9:25 AM

Run Date 06/18/2020

Marion County, Oregon

May 19 2020 Primary Election

5/19/2020

Page 300

Official Results

Registered Voters

81070 of 208283 = 38.92%

Precincts Reporting

123 of 123 = 100.00%

Precinct 677 - No Candidate Filed - Democratic Party - Vote for Two

Precinct		Cast Votes	Undervotes	Overvotes	Misc write-in votes	Absentee Voting Ballots Cast	Total Ballots Cast	Registered Voters	Turnout Percentage
677	0	0	116	0	0	58	58	97	59.79%
Totals	0	0	116	0	0	58	58	97	59.79%

Canvass Results Report

Official

Run Time 9:25 AM

Run Date 06/18/2020

Marion County, Oregon

May 19 2020 Primary Election

5/19/2020

Page 301

Official Results

Registered Voters

81070 of 208283 = 38.92%

Precincts Reporting

123 of 123 = 100.00%

Precinct 678 - Democratic Party - Vote for Eleven

Precinct	Edith Buchanan	Cast Votes	Undervotes	Overvotes	Misc write-in votes	Absentee Voting Ballots Cast	Total Ballots Cast	Registered Voters	Turnout Percentage
678	244	244	3,877	0	15	376	376	827	45.47%
Totals	244	244	3,877	0	15	376	376	827	45.47%

Canvass Results Report

Official

Run Time 9:25 AM

Run Date 06/18/2020

Marion County, Oregon

May 19 2020 Primary Election

5/19/2020

Page 302

Official Results

Registered Voters

81070 of 208283 = 38.92%

Precincts Reporting

123 of 123 = 100.00%

Precinct 679 - No Candidate Filed - Democratic Party - Vote for Five

Precinct		Cast Votes	Undervotes	Overvotes	Misc write-in votes	Absentee Voting Ballots Cast	Total Ballots Cast	Registered Voters	Turnout Percentage
679	0	0	702	0	3	141	141	224	62.95%
Totals	0	0	702	0	3	141	141	224	62.95%

Canvass Results Report

Official

Run Time 9:25 AM

Run Date 06/18/2020

Marion County, Oregon

May 19 2020 Primary Election

5/19/2020

Page 303

Official Results

Registered Voters

81070 of 208283 = 38.92%

Precincts Reporting

123 of 123 = 100.00%

Precinct 680 - No Candidate Filed - Democratic Party - Vote for Two

Precinct		Cast Votes	Undervotes	Overvotes	Misc write-in votes	Absentee Voting Ballots Cast	Total Ballots Cast	Registered Voters	Turnout Percentage
680	0	0	89	0	3	46	46	95	48.42%
Totals	0	0	89	0	3	46	46	95	48.42%

Canvass Results Report

Official

Run Time 9:25 AM

Run Date 06/18/2020

Marion County, Oregon

May 19 2020 Primary Election

5/19/2020

Page 304

Official Results

Registered Voters

81070 of 208283 = 38.92%

Precincts Reporting

123 of 123 = 100.00%

Precinct 681 - No Candidate Filed - Democratic Party - Vote for Five

Precinct		Cast Votes	Undervotes	Overvotes	Misc write-in votes	Absentee Voting Ballots Cast	Total Ballots Cast	Registered Voters	Turnout Percentage
681	0	0	1,280	0	40	264	264	384	68.75%
Totals	0	0	1,280	0	40	264	264	384	68.75%

Canvass Results Report

Official

Run Time 9:25 AM

Run Date 06/18/2020

Marion County, Oregon

May 19 2020 Primary Election

5/19/2020

Page 305

Official Results

Registered Voters

81070 of 208283 = 38.92%

Precincts Reporting

123 of 123 = 100.00%

Precinct 682 - Democratic Party - Vote for Thirteen

Precinct	Phyllis Bond	Mark Blackburn (W)	Cast Votes	Undervotes	Overvotes	Misc write-in votes	Absentee Voting Ballots Cast	Total Ballots Cast	Registered Voters	Turnout Percentage
682	249	4	253	6,008	1	44	486	486	820	59.27%
Totals	249	4	253	6,008	1	44	486	486	820	59.27%

Canvass Results Report

Official

Run Time 9:25 AM

Run Date 06/18/2020

Marion County, Oregon

May 19 2020 Primary Election

5/19/2020

Page 306

Official Results

Registered Voters

81070 of 208283 = 38.92%

Precincts Reporting

123 of 123 = 100.00%

Precinct 683 - Democratic Party - Vote for Two

Precinct	Rich Harisay	Cast Votes	Undervotes	Overvotes	Misc write-in votes	Absentee Voting Ballots Cast	Total Ballots Cast	Registered Voters	Turnout Percentage
683	28	28	41	0	1	35	35	70	50.00%
Totals	28	28	41	0	1	35	35	70	50.00%

Canvass Results Report

Official

Run Time 9:25 AM

Run Date 06/18/2020

Marion County, Oregon

May 19 2020 Primary Election

5/19/2020

Page 307

Official Results

Registered Voters

81070 of 208283 = 38.92%

Precincts Reporting

123 of 123 = 100.00%

Precinct 684 - No Candidate Filed - Democratic Party - Vote for Three

Precinct		Cast Votes	Undervotes	Overvotes	Misc write-in votes	Absentee Voting Ballots Cast	Total Ballots Cast	Registered Voters	Turnout Percentage
684	0	0	327	0	12	113	113	184	61.41%
Totals	0	0	327	0	12	113	113	184	61.41%

Canvass Results Report

Official

Run Time 9:25 AM

Run Date 06/18/2020

Marion County, Oregon

May 19 2020 Primary Election

5/19/2020

Page 308

Official Results

Registered Voters

81070 of 208283 = 38.92%

Precincts Reporting

123 of 123 = 100.00%

Precinct 686 - No Candidate Filed - Democratic Party - Vote for Two

Precinct	Cast Votes	Undervotes	Overvotes	Misc write-in votes	Absentee Voting Ballots Cast	Total Ballots Cast	Registered Voters	Turnout Percentage	
686	0	0	34	0	0	17	17	32	53.13%
Totals	0	0	34	0	0	17	17	32	53.13%

Canvass Results Report

Official

Run Time 9:25 AM

Run Date 06/18/2020

Marion County, Oregon

May 19 2020 Primary Election

5/19/2020

Page 309

Official Results

Registered Voters

81070 of 208283 = 38.92%

Precincts Reporting

123 of 123 = 100.00%

Precinct 687 - No Candidate Filed - Democratic Party - Vote for Two

Precinct		Cast Votes	Undervotes	Overvotes	Misc write-in votes	Absentee Voting Ballots Cast	Total Ballots Cast	Registered Voters	Turnout Percentage
687	0	0	32	0	0	16	16	27	59.26%
Totals	0	0	32	0	0	16	16	27	59.26%

Canvass Results Report

Official

Run Time 9:25 AM

Run Date 06/18/2020

Marion County, Oregon

May 19 2020 Primary Election

5/19/2020

Page 310

Official Results

Registered Voters

81070 of 208283 = 38.92%

Precincts Reporting

123 of 123 = 100.00%

Precinct 688 - No Candidate Filed - Democratic Party - Vote for Two

Precinct		Cast Votes	Undervotes	Overvotes	Misc write-in votes	Absentee Voting Ballots Cast	Total Ballots Cast	Registered Voters	Turnout Percentage
688	0	0	90	0	2	46	46	83	55.42%
Totals	0	0	90	0	2	46	46	83	55.42%

Canvass Results Report

Official

Run Time 9:25 AM

Run Date 06/18/2020

Marion County, Oregon

May 19 2020 Primary Election

5/19/2020

Page 311

Official Results

Registered Voters

81070 of 208283 = 38.92%

Precincts Reporting

123 of 123 = 100.00%

Precinct 689 - No Candidate Filed - Democratic Party - Vote for Two

Precinct		Cast Votes	Undervotes	Overvotes	Misc write-in votes	Absentee Voting Ballots Cast	Total Ballots Cast	Registered Voters	Turnout Percentage
689	0	0	2	0	0	1	1	1	100.00%
Totals	0	0	2	0	0	1	1	1	100.00%

Canvass Results Report

Official

Run Time 9:25 AM

Run Date 06/18/2020

Marion County, Oregon

May 19 2020 Primary Election

5/19/2020

Page 312

Official Results

Registered Voters

81070 of 208283 = 38.92%

Precincts Reporting

123 of 123 = 100.00%

Precinct 690 - Democratic Party - Vote for Sixteen

Precinct	Dana Brown	Karl Emmrich	Karen F Stevens (W)	Cast Votes	Undervotes	Overvotes	Misc write-in votes	Absentee Voting Ballots Cast	Total Ballots Cast	Registered Voters	Turnout Percentage
690	281	205	3	489	7,081	0	62	477	477	1,125	42.40%
Totals	281	205	3	489	7,081	0	62	477	477	1,125	42.40%

Canvass Results Report

Official

Run Time 9:25 AM

Run Date 06/18/2020

Marion County, Oregon

May 19 2020 Primary Election

5/19/2020

Page 313

Official Results

Registered Voters

81070 of 208283 = 38.92%

Precincts Reporting

123 of 123 = 100.00%

Precinct 691 - Democratic Party - Vote for Nineteen

Precinct	David Beem	Joan Phyllis Jabin	Cast Votes	Undervotes	Overvotes	Misc write-in votes	Absentee Voting Ballots Cast	Total Ballots Cast	Registered Voters	Turnout Percentage
691	308	373	681	12,741	1	87	712	712	1,418	50.21%
Totals	308	373	681	12,741	1	87	712	712	1,418	50.21%

Canvass Results Report

Official

Run Time 9:25 AM

Run Date 06/18/2020

Marion County, Oregon

May 19 2020 Primary Election

5/19/2020

Page 314

Official Results

Registered Voters

81070 of 208283 = 38.92%

Precincts Reporting

123 of 123 = 100.00%

Precinct 692 - No Candidate Filed - Democratic Party - Vote for Two

Precinct		Cast Votes	Undervotes	Overvotes	Misc write-in votes	Absentee Voting Ballots Cast	Total Ballots Cast	Registered Voters	Turnout Percentage
692	0	0	18	0	0	9	9	10	90.00%
Totals	0	0	18	0	0	9	9	10	90.00%

Canvass Results Report

Official

Run Time 9:25 AM

Run Date 06/18/2020

Marion County, Oregon

May 19 2020 Primary Election

5/19/2020

Page 315

Official Results

Registered Voters

81070 of 208283 = 38.92%

Precincts Reporting

123 of 123 = 100.00%

Precinct 694 - No Candidate Filed - Democratic Party - Vote for Seven

Precinct		Cast Votes	Undervotes	Overvotes	Misc write-in votes	Absentee Voting Ballots Cast	Total Ballots Cast	Registered Voters	Turnout Percentage
694	0	0	1,468	0	30	214	214	485	44.12%
Totals	0	0	1,468	0	30	214	214	485	44.12%

Canvass Results Report

Official

Run Time 9:25 AM

Run Date 06/18/2020

Marion County, Oregon

May 19 2020 Primary Election

5/19/2020

Page 316

Official Results

Registered Voters

81070 of 208283 = 38.92%

Precincts Reporting

123 of 123 = 100.00%

Precinct 696 - Democratic Party - Vote for Thirteen

Precinct	Drew Steig	Cast Votes	Undervotes	Overvotes	Misc write-in votes	Absentee Voting Ballots Cast	Total Ballots Cast	Registered Voters	Turnout Percentage
696	280	280	6,090	0	65	495	495	946	52.33%
Totals	280	280	6,090	0	65	495	495	946	52.33%

Canvass Results Report

Official

Run Time 9:25 AM

Run Date 06/18/2020

Marion County, Oregon

May 19 2020 Primary Election

5/19/2020

Page 317

Official Results

Registered Voters

81070 of 208283 = 38.92%

Precincts Reporting

123 of 123 = 100.00%

Precinct 697 - Democratic Party - Vote for Twelve

Precinct	Kevin B McGrory	Peter Maroney	Michael W Johnson	Brenda Castillo (W)	Ian T Davidson (W)	Nora Martinez Torres (W)	Sarah M Johnson (W)	Cast Votes	Undervotes	Overvotes	Misc write-in votes	Absentee Voting Ballots Cast	Total Ballots Cast	Registered Voters
697	174	168	187	2	9	9	10	559	3,896	0	81	378	378	853
Totals	174	168	187	2	9	9	10	559	3,896	0	81	378	378	853

Canvass Results Report

Official

Run Time 9:25 AM

Run Date 06/18/2020

Marion County, Oregon

May 19 2020 Primary Election

5/19/2020

Page 318

Official Results

Registered Voters

81070 of 208283 = 38.92%

Precincts Reporting

123 of 123 = 100.00%

Precinct 697 - Democratic Party - Vote for Twelve



Precinct	Turnout Percentage
697	44.31%
Totals	44.31%

Canvass Results Report

Official

Run Time 9:25 AM

Run Date 06/18/2020

Marion County, Oregon

May 19 2020 Primary Election

5/19/2020

Page 319

Official Results

Registered Voters

81070 of 208283 = 38.92%

Precincts Reporting

123 of 123 = 100.00%

Precinct 698 - No Candidate Filed - Democratic Party - Vote for Five

Precinct	Andrew N Diacetis (W)	Cast Votes	Undervotes	Overvotes	Misc write-in votes	Absentee Voting Ballots Cast	Total Ballots Cast	Registered Voters	Turnout Percentage
698	2	2	865	0	13	176	176	300	58.67%
Totals	2	2	865	0	13	176	176	300	58.67%

Canvass Results Report

Official

Run Time 9:25 AM

Run Date 06/18/2020

Marion County, Oregon

May 19 2020 Primary Election

5/19/2020

Page 320

Official Results

Registered Voters

81070 of 208283 = 38.92%

Precincts Reporting

123 of 123 = 100.00%

Precinct 705 - No Candidate Filed - Democratic Party - Vote for Seven

Precinct		Cast Votes	Undervotes	Overvotes	Misc write-in votes	Absentee Voting Ballots Cast	Total Ballots Cast	Registered Voters	Turnout Percentage
705	0	0	1,287	0	15	186	186	366	50.82%
Totals	0	0	1,287	0	15	186	186	366	50.82%

Canvass Results Report

Official

Run Time 9:25 AM

Run Date 06/18/2020

Marion County, Oregon

May 19 2020 Primary Election

5/19/2020

Page 321

Official Results

Registered Voters

81070 of 208283 = 38.92%

Precincts Reporting

123 of 123 = 100.00%

Precinct 715 - Democratic Party - Vote for Eleven

Precinct	Loria G Gill	Cast Votes	Undervotes	Overvotes	Misc write-in votes	Absentee Voting Ballots Cast	Total Ballots Cast	Registered Voters	Turnout Percentage
715	154	154	2,529	0	45	248	248	526	47.15%
Totals	154	154	2,529	0	45	248	248	526	47.15%

Canvass Results Report

Official

Run Time 9:25 AM

Run Date 06/18/2020

Marion County, Oregon

May 19 2020 Primary Election

5/19/2020

Page 322

Official Results

Registered Voters

81070 of 208283 = 38.92%

Precincts Reporting

123 of 123 = 100.00%

Precinct 725 - No Candidate Filed - Democratic Party - Vote for Eight

Precinct		Cast Votes	Undervotes	Overvotes	Misc write-in votes	Absentee Voting Ballots Cast	Total Ballots Cast	Registered Voters	Turnout Percentage
725	0	0	1,572	0	20	199	199	419	47.49%
Totals	0	0	1,572	0	20	199	199	419	47.49%

Canvass Results Report

Official

Run Time 9:25 AM

Run Date 06/18/2020

Marion County, Oregon

May 19 2020 Primary Election

5/19/2020

Page 323

Official Results

Registered Voters

81070 of 208283 = 38.92%

Precincts Reporting

123 of 123 = 100.00%

Precinct 779 - No Candidate Filed - Democratic Party - Vote for Four

Precinct		Cast Votes	Undervotes	Overvotes	Misc write-in votes	Absentee Voting Ballots Cast	Total Ballots Cast	Registered Voters	Turnout Percentage
779	0	0	791	0	17	202	202	315	64.13%
Totals	0	0	791	0	17	202	202	315	64.13%

Canvass Results Report

Official

Run Time 9:25 AM

Run Date 06/18/2020

Marion County, Oregon

May 19 2020 Primary Election

5/19/2020

Page 324

Official Results

Registered Voters

81070 of 208283 = 38.92%

Precincts Reporting

123 of 123 = 100.00%

Precinct 780 - Democratic Party - Vote for Five

Precinct	Kathleen Harder	Tina Calos	Cast Votes	Undervotes	Overvotes	Misc write-in votes	Absentee Voting Ballots Cast	Total Ballots Cast	Registered Voters	Turnout Percentage
780	152	129	281	1,039	0	10	266	266	368	72.28%
Totals	152	129	281	1,039	0	10	266	266	368	72.28%

Canvass Results Report

Official

Run Time 9:25 AM

Run Date 06/18/2020

Marion County, Oregon

May 19 2020 Primary Election

5/19/2020

Page 325

Official Results

Registered Voters

81070 of 208283 = 38.92%

Precincts Reporting

123 of 123 = 100.00%

Precinct 781 - No Candidate Filed - Democratic Party - Vote for Three

Precinct		Cast Votes	Undervotes	Overvotes	Misc write-in votes	Absentee Voting Ballots Cast	Total Ballots Cast	Registered Voters	Turnout Percentage
781	0	0	441	0	15	152	152	211	72.04%
Totals	0	0	441	0	15	152	152	211	72.04%

Canvass Results Report

Official

Run Time 9:25 AM

Run Date 06/18/2020

Marion County, Oregon

May 19 2020 Primary Election

5/19/2020

Page 326

Official Results

Registered Voters

81070 of 208283 = 38.92%

Precincts Reporting

123 of 123 = 100.00%

Precinct 782 - No Candidate Filed - Democratic Party - Vote for Two

Precinct		Cast Votes	Undervotes	Overvotes	Misc write-in votes	Absentee Voting Ballots Cast	Total Ballots Cast	Registered Voters	Turnout Percentage
782	0	0	126	0	2	64	64	105	60.95%
Totals	0	0	126	0	2	64	64	105	60.95%

Canvass Results Report

Official

Run Time 9:25 AM

Run Date 06/18/2020

Marion County, Oregon

May 19 2020 Primary Election

5/19/2020

Page 327

Official Results

Registered Voters

81070 of 208283 = 38.92%

Precincts Reporting

123 of 123 = 100.00%

Precinct 783 - No Candidate Filed - Democratic Party - Vote for Three

Precinct		Cast Votes	Undervotes	Overvotes	Misc write-in votes	Absentee Voting Ballots Cast	Total Ballots Cast	Registered Voters	Turnout Percentage
783	0	0	276	0	3	93	93	152	61.18%
Totals	0	0	276	0	3	93	93	152	61.18%

Canvass Results Report

Official

Run Time 9:25 AM

Run Date 06/18/2020

Marion County, Oregon

May 19 2020 Primary Election

5/19/2020

Page 328

Official Results

Registered Voters

81070 of 208283 = 38.92%

Precincts Reporting

123 of 123 = 100.00%

Precinct 784 - No Candidate Filed - Democratic Party - Vote for Two

Precinct		Cast Votes	Undervotes	Overvotes	Misc write-in votes	Absentee Voting Ballots Cast	Total Ballots Cast	Registered Voters	Turnout Percentage
784	0	0	68	0	4	36	36	64	56.25%
Totals	0	0	68	0	4	36	36	64	56.25%

Canvass Results Report

Official

Run Time 9:25 AM

Run Date 06/18/2020

Marion County, Oregon

May 19 2020 Primary Election

5/19/2020

Page 329

Official Results

Registered Voters

81070 of 208283 = 38.92%

Precincts Reporting

123 of 123 = 100.00%

Precinct 786 - No Candidate Filed - Democratic Party - Vote for Two

Precinct		Cast Votes	Undervotes	Overvotes	Misc write-in votes	Absentee Voting Ballots Cast	Total Ballots Cast	Registered Voters	Turnout Percentage
786	0	0	73	0	7	40	40	77	51.95%
Totals	0	0	73	0	7	40	40	77	51.95%

Canvass Results Report

Official

Run Time 9:25 AM

Run Date 06/18/2020

Marion County, Oregon

May 19 2020 Primary Election

5/19/2020

Page 330

Official Results

Registered Voters

81070 of 208283 = 38.92%

Precincts Reporting

123 of 123 = 100.00%

Precinct 787 - Democratic Party - Vote for Twelve

Precinct	Susan L Farris-Gosser	Rebecca Wilson	Dan Pinkston	G W (Skip) Gosser	Sarah Luther	Mike Dye	Carlene K Shultz (W)	Cast Votes	Undervotes	Overvotes	Misc write-in votes	Absentee Voting Ballots Cast	Total Ballots Cast	Registered Voters
787	224	221	214	216	218	230	2	1,325	3,784	0	51	430	430	722
Totals	224	221	214	216	218	230	2	1,325	3,784	0	51	430	430	722

Canvass Results Report

Official

Run Time 9:25 AM

Run Date 06/18/2020

Marion County, Oregon

May 19 2020 Primary Election

5/19/2020

Page 331

Official Results


Registered Voters

81070 of 208283 = 38.92%

Precincts Reporting

123 of 123 = 100.00%

Precinct 787 - Democratic Party - Vote for Twelve



Precinct	Turnout Percentage
787	59.56%
Totals	59.56%

Canvass Results Report

Official

Run Time 9:25 AM

Run Date 06/18/2020

Marion County, Oregon

May 19 2020 Primary Election

5/19/2020

Page 332

Official Results

Registered Voters

81070 of 208283 = 38.92%

Precincts Reporting

123 of 123 = 100.00%

Precinct 788 - Democratic Party - Vote for Ten

Precinct	Kathy Bobbio	Laurel Hines	Luce Lafleur	Amy J Urban	Cast Votes	Undervotes	Overvotes	Misc write-in votes	Absentee Voting Ballots Cast	Total Ballots Cast	Registered Voters	Turnout Percentage
788	162	165	158	161	646	2,546	1	38	324	324	570	56.84%
Totals	162	165	158	161	646	2,546	1	38	324	324	570	56.84%

Canvass Results Report

Official

Run Time 9:25 AM

Run Date 06/18/2020

Marion County, Oregon

May 19 2020 Primary Election

5/19/2020

Page 333

Official Results

Registered Voters

81070 of 208283 = 38.92%

Precincts Reporting

123 of 123 = 100.00%

Precinct 789 - Democratic Party - Vote for Ten

Precinct	Aileen Kaye	Cast Votes	Undervotes	Overvotes	Misc write-in votes	Absentee Voting Ballots Cast	Total Ballots Cast	Registered Voters	Turnout Percentage
789	162	162	2,732	0	26	292	292	543	53.78%
Totals	162	162	2,732	0	26	292	292	543	53.78%

Canvass Results Report

Official

Run Time 9:25 AM

Run Date 06/18/2020

Marion County, Oregon

May 19 2020 Primary Election

5/19/2020

Page 334

Official Results

Registered Voters

81070 of 208283 = 38.92%

Precincts Reporting

123 of 123 = 100.00%

Precinct 790 - No Candidate Filed - Democratic Party - Vote for Two

Precinct		Cast Votes	Undervotes	Overvotes	Misc write-in votes	Absentee Voting Ballots Cast	Total Ballots Cast	Registered Voters	Turnout Percentage
790	0	0	54	0	0	27	27	72	37.50%
Totals	0	0	54	0	0	27	27	72	37.50%

Canvass Results Report

Official

Run Time 9:25 AM

Run Date 06/18/2020

Marion County, Oregon

May 19 2020 Primary Election

5/19/2020

Page 335

Official Results

Registered Voters

81070 of 208283 = 38.92%

Precincts Reporting

123 of 123 = 100.00%

Precinct 815 - Democratic Party - Vote for Nine

Precinct	Teresa Alonso Leon	Cast Votes	Undervotes	Overvotes	Misc write-in votes	Absentee Voting Ballots Cast	Total Ballots Cast	Registered Voters	Turnout Percentage
815	232	232	2,524	0	16	308	308	698	44.13%
Totals	232	232	2,524	0	16	308	308	698	44.13%

Canvass Results Report

Official

Run Time 9:25 AM

Run Date 06/18/2020

Marion County, Oregon

May 19 2020 Primary Election

5/19/2020

Page 336

Official Results

Registered Voters

81070 of 208283 = 38.92%

Precincts Reporting

123 of 123 = 100.00%

Precinct 825 - No Candidate Filed - Democratic Party - Vote for Six

Precinct		Cast Votes	Undervotes	Overvotes	Misc write-in votes	Absentee Voting Ballots Cast	Total Ballots Cast	Registered Voters	Turnout Percentage
825	0	0	1,286	0	10	216	216	512	42.19%
Totals	0	0	1,286	0	10	216	216	512	42.19%

Canvass Results Report

Official

Run Time 9:25 AM

Run Date 06/18/2020

Marion County, Oregon

May 19 2020 Primary Election

5/19/2020

Page 337

Official Results

Registered Voters

81070 of 208283 = 38.92%

Precincts Reporting

123 of 123 = 100.00%

Precinct 835 - No Candidate Filed - Democratic Party - Vote for Six

Precinct		Cast Votes	Undervotes	Overvotes	Misc write-in votes	Absentee Voting Ballots Cast	Total Ballots Cast	Registered Voters	Turnout Percentage
835	0	0	1,663	0	23	281	281	500	56.20%
Totals	0	0	1,663	0	23	281	281	500	56.20%

Canvass Results Report

Official

Run Time 9:25 AM

Run Date 06/18/2020

Marion County, Oregon

May 19 2020 Primary Election

5/19/2020

Page 338

Official Results

Registered Voters

81070 of 208283 = 38.92%

Precincts Reporting

123 of 123 = 100.00%

Precinct 845 - No Candidate Filed - Democratic Party - Vote for Eleven

Precinct		Cast Votes	Undervotes	Overvotes	Misc write-in votes	Absentee Voting Ballots Cast	Total Ballots Cast	Registered Voters	Turnout Percentage
845	0	0	7,207	0	75	662	662	1,002	66.07%
Totals	0	0	7,207	0	75	662	662	1,002	66.07%

Canvass Results Report

Official

Run Time 9:25 AM

Run Date 06/18/2020

Marion County, Oregon

May 19 2020 Primary Election

5/19/2020

Page 339

Official Results

Registered Voters

81070 of 208283 = 38.92%

Precincts Reporting

123 of 123 = 100.00%

Precinct 855 - Democratic Party - Vote for Nine

Precinct	Dave Vancil	Cast Votes	Undervotes	Overvotes	Misc write-in votes	Absentee Voting Ballots Cast	Total Ballots Cast	Registered Voters	Turnout Percentage
855	268	268	3,414	0	35	413	413	777	53.15%
Totals	268	268	3,414	0	35	413	413	777	53.15%

Canvass Results Report

Official

Run Time 9:25 AM

Run Date 06/18/2020

Marion County, Oregon

May 19 2020 Primary Election

5/19/2020

Page 340

Official Results

Registered Voters

81070 of 208283 = 38.92%

Precincts Reporting

123 of 123 = 100.00%

Precinct 865 - No Candidate Filed - Democratic Party - Vote for Six

Precinct		Cast Votes	Undervotes	Overvotes	Misc write-in votes	Absentee Voting Ballots Cast	Total Ballots Cast	Registered Voters	Turnout Percentage
865	0	0	977	0	13	165	165	454	36.34%
Totals	0	0	977	0	13	165	165	454	36.34%

Canvass Results Report

Official

Run Time 9:25 AM

Run Date 06/18/2020

Marion County, Oregon

May 19 2020 Primary Election

5/19/2020

Page 341

Official Results

Registered Voters

81070 of 208283 = 38.92%

Precincts Reporting

123 of 123 = 100.00%

Precinct 905 - No Candidate Filed - Democratic Party - Vote for Two

Precinct		Cast Votes	Undervotes	Overvotes	Misc write-in votes	Absentee Voting Ballots Cast	Total Ballots Cast	Registered Voters	Turnout Percentage
905	0	0	53	0	3	28	28	43	65.12%
Totals	0	0	53	0	3	28	28	43	65.12%

Canvass Results Report

Official

Run Time 9:25 AM

Run Date 06/18/2020

Marion County, Oregon

May 19 2020 Primary Election

5/19/2020

Page 342

Official Results

Registered Voters

81070 of 208283 = 38.92%

Precincts Reporting

123 of 123 = 100.00%

Precinct 915 - No Candidate Filed - Democratic Party - Vote for Two

Precinct		Cast Votes	Undervotes	Overvotes	Misc write-in votes	Absentee Voting Ballots Cast	Total Ballots Cast	Registered Voters	Turnout Percentage
915	0	0	78	0	4	41	41	82	50.00%
Totals	0	0	78	0	4	41	41	82	50.00%

Canvass Results Report

Official

Run Time 9:25 AM

Run Date 06/18/2020

Marion County, Oregon

May 19 2020 Primary Election

5/19/2020

Page 343

Official Results

Registered Voters

81070 of 208283 = 38.92%

Precincts Reporting

123 of 123 = 100.00%

Precinct 925 - No Candidate Filed - Democratic Party - Vote for Two

Precinct		Cast Votes	Undervotes	Overvotes	Misc write-in votes	Absentee Voting Ballots Cast	Total Ballots Cast	Registered Voters	Turnout Percentage
925	0	0	64	0	2	33	33	54	61.11%
Totals	0	0	64	0	2	33	33	54	61.11%

Canvass Results Report

Official

Run Time 9:25 AM

Run Date 06/18/2020

Marion County, Oregon

May 19 2020 Primary Election

5/19/2020

Page 344

Official Results

Registered Voters

81070 of 208283 = 38.92%

Precincts Reporting

123 of 123 = 100.00%

Precinct 935 - No Candidate Filed - Democratic Party - Vote for Two

Precinct		Cast Votes	Undervotes	Overvotes	Misc write-in votes	Absentee Voting Ballots Cast	Total Ballots Cast	Registered Voters	Turnout Percentage
935	0	0	6	0	0	3	3	8	37.50%
Totals	0	0	6	0	0	3	3	8	37.50%

Canvass Results Report

Official

Run Time 9:25 AM

Run Date 06/18/2020

Marion County, Oregon

May 19 2020 Primary Election

5/19/2020

Page 345

Official Results

Registered Voters

81070 of 208283 = 38.92%

Precincts Reporting

123 of 123 = 100.00%

Precinct 981 - No Candidate Filed - Democratic Party - Vote for Two

Precinct		Cast Votes	Undervotes	Overvotes	Misc write-in votes	Absentee Voting Ballots Cast	Total Ballots Cast	Registered Voters	Turnout Percentage
981	0	0	137	0	7	72	72	127	56.69%
Totals	0	0	137	0	7	72	72	127	56.69%

Canvass Results Report

Official

Run Time 9:25 AM

Run Date 06/18/2020

Marion County, Oregon

May 19 2020 Primary Election

5/19/2020

Page 346

Official Results

Registered Voters

81070 of 208283 = 38.92%

Precincts Reporting

123 of 123 = 100.00%

Precinct 310 - Republican Party - Vote for Eleven

Precinct	Ryan VanNatta Gail	David Kilada	Gregory L Miller (W)	Louise Miller (W)	Cast Votes	Undervotes	Overvotes	Misc write-in votes	Absentee Voting Ballots Cast	Total Ballots Cast	Registered Voters	Turnout Percentage
310	89	86	3	4	182	2,464	0	38	244	244	455	53.63%
Totals	89	86	3	4	182	2,464	0	38	244	244	455	53.63%

Canvass Results Report

Official

Run Time 9:25 AM

Run Date 06/18/2020

Marion County, Oregon

May 19 2020 Primary Election

5/19/2020

Page 347

Official Results

Registered Voters

81070 of 208283 = 38.92%

Precincts Reporting

123 of 123 = 100.00%

Precinct 311 - No Candidate Filed - Republican Party - Vote for Sixteen

Precinct		Cast Votes	Undervotes	Overvotes	Misc write-in votes	Absentee Voting Ballots Cast	Total Ballots Cast	Registered Voters	Turnout Percentage
311	0	0	6,421	0	27	403	403	818	49.27%
Totals	0	0	6,421	0	27	403	403	818	49.27%

Canvass Results Report

Official

Run Time 9:25 AM

Run Date 06/18/2020

Marion County, Oregon

May 19 2020 Primary Election

5/19/2020

Page 348

Official Results

Registered Voters

81070 of 208283 = 38.92%

Precincts Reporting

123 of 123 = 100.00%

Precinct 312 - Republican Party - Vote for Ten

Precinct	Kevin L Mannix	Gerald Lindsey	Joey Nations	Cast Votes	Undervotes	Overvotes	Misc write-in votes	Absentee Voting Ballots Cast	Total Ballots Cast	Registered Voters	Turnout Percentage
312	139	107	133	379	2,125	0	56	256	256	448	57.14%
Totals	139	107	133	379	2,125	0	56	256	256	448	57.14%

Canvass Results Report

Official

Run Time 9:25 AM

Run Date 06/18/2020

Marion County, Oregon

May 19 2020 Primary Election

5/19/2020

Page 349

Official Results

Registered Voters

81070 of 208283 = 38.92%

Precincts Reporting

123 of 123 = 100.00%

Precinct 320 - No Candidate Filed - Republican Party - Vote for Seven

Precinct		Cast Votes	Undervotes	Overvotes	Misc write-in votes	Absentee Voting Ballots Cast	Total Ballots Cast	Registered Voters	Turnout Percentage
320	0	0	899	0	25	132	132	270	48.89%
Totals	0	0	899	0	25	132	132	270	48.89%

Canvass Results Report

Official

Run Time 9:25 AM

Run Date 06/18/2020

Marion County, Oregon

May 19 2020 Primary Election

5/19/2020

Page 350

Official Results

Registered Voters

81070 of 208283 = 38.92%

Precincts Reporting

123 of 123 = 100.00%

Precinct 321 - Republican Party - Vote for Eight

Precinct	Ian Tolleson	Cast Votes	Undervotes	Overvotes	Misc write-in votes	Absentee Voting Ballots Cast	Total Ballots Cast	Registered Voters	Turnout Percentage
321	66	66	863	0	15	118	118	256	46.09%
Totals	66	66	863	0	15	118	118	256	46.09%

Canvass Results Report

Official

Run Time 9:25 AM

Run Date 06/18/2020

Marion County, Oregon

May 19 2020 Primary Election

5/19/2020

Page 351

Official Results

Registered Voters

81070 of 208283 = 38.92%

Precincts Reporting

123 of 123 = 100.00%

Precinct 322 - No Candidate Filed - Republican Party - Vote for Two

Precinct		Cast Votes	Undervotes	Overvotes	Misc write-in votes	Absentee Voting Ballots Cast	Total Ballots Cast	Registered Voters	Turnout Percentage
322	0	0	16	0	0	8	8	19	42.11%
Totals	0	0	16	0	0	8	8	19	42.11%

Canvass Results Report

Official

Run Time 9:25 AM

Run Date 06/18/2020

Marion County, Oregon

May 19 2020 Primary Election

5/19/2020

Page 352

Official Results

Registered Voters

81070 of 208283 = 38.92%

Precincts Reporting

123 of 123 = 100.00%

Precinct 323 - Republican Party - Vote for Twelve

Precinct	Jessica L Stanton	David H Nye (W)	Cast Votes	Undervotes	Overvotes	Misc write-in votes	Absentee Voting Ballots Cast	Total Ballots Cast	Registered Voters	Turnout Percentage
323	135	0	135	3,189	0	96	285	285	520	54.81%
Totals	135	0	135	3,189	0	96	285	285	520	54.81%

Canvass Results Report

Official

Run Time 9:25 AM

Run Date 06/18/2020

Marion County, Oregon

May 19 2020 Primary Election

5/19/2020

Page 353

Official Results

Registered Voters

81070 of 208283 = 38.92%

Precincts Reporting

123 of 123 = 100.00%

Precinct 324 - No Candidate Filed - Republican Party - Vote for Two

Precinct	Cast Votes	Undervotes	Overvotes	Misc write-in votes	Absentee Voting Ballots Cast	Total Ballots Cast	Registered Voters	Turnout Percentage	
324	0	0	20	0	4	12	12	28	42.86%
Totals	0	0	20	0	4	12	12	28	42.86%

Canvass Results Report

Official

Run Time 9:25 AM

Run Date 06/18/2020

Marion County, Oregon

May 19 2020 Primary Election

5/19/2020

Page 354

Official Results

Registered Voters

81070 of 208283 = 38.92%

Precincts Reporting

123 of 123 = 100.00%

Precinct 325 - No Candidate Filed - Republican Party - Vote for Twelve

Precinct		Cast Votes	Undervotes	Overvotes	Misc write-in votes	Absentee Voting Ballots Cast	Total Ballots Cast	Registered Voters	Turnout Percentage
325	0	0	3,785	0	31	318	318	628	50.64%
Totals	0	0	3,785	0	31	318	318	628	50.64%

Canvass Results Report

Official

Run Time 9:25 AM

Run Date 06/18/2020

Marion County, Oregon

May 19 2020 Primary Election

5/19/2020

Page 355

Official Results

Registered Voters

81070 of 208283 = 38.92%

Precincts Reporting

123 of 123 = 100.00%

Precinct 326 - Republican Party - Vote for Two

Precinct	Sherri Clark	Cast Votes	Undervotes	Overvotes	Misc write-in votes	Absentee Voting Ballots Cast	Total Ballots Cast	Registered Voters	Turnout Percentage
326	9	9	9	0	0	9	9	17	52.94%
Totals	9	9	9	0	0	9	9	17	52.94%

Canvass Results Report

Official

Run Time 9:25 AM

Run Date 06/18/2020

Marion County, Oregon

May 19 2020 Primary Election

5/19/2020

Page 356

Official Results

Registered Voters

81070 of 208283 = 38.92%

Precincts Reporting

123 of 123 = 100.00%

Precinct 330 - Republican Party - Vote for Eleven

Precinct	Marty Brown	Ron Whitwell	Cast Votes	Undervotes	Overvotes	Misc write-in votes	Absentee Voting Ballots Cast	Total Ballots Cast	Registered Voters	Turnout Percentage
330	200	201	401	4,706	0	41	468	468	801	58.43%
Totals	200	201	401	4,706	0	41	468	468	801	58.43%

Canvass Results Report

Official

Run Time 9:25 AM

Run Date 06/18/2020

Marion County, Oregon

May 19 2020 Primary Election

5/19/2020

Page 357

Official Results

Registered Voters

81070 of 208283 = 38.92%

Precincts Reporting

123 of 123 = 100.00%

Precinct 331 - No Candidate Filed - Republican Party - Vote for Five

Precinct	Chaille K Shipps (W)	Cast Votes	Undervotes	Overvotes	Misc write-in votes	Absentee Voting Ballots Cast	Total Ballots Cast	Registered Voters	Turnout Percentage
331	1	1	928	0	6	187	187	326	57.36%
Totals	1	1	928	0	6	187	187	326	57.36%

Canvass Results Report

Official

Run Time 9:25 AM

Run Date 06/18/2020

Marion County, Oregon

May 19 2020 Primary Election

5/19/2020

Page 358

Official Results

Registered Voters

81070 of 208283 = 38.92%

Precincts Reporting

123 of 123 = 100.00%

Precinct 332 - Republican Party - Vote for Six

Precinct	Becky Mitts	Cast Votes	Undervotes	Overvotes	Misc write-in votes	Absentee Voting Ballots Cast	Total Ballots Cast	Registered Voters	Turnout Percentage
332	70	70	536	1	12	104	104	262	39.69%
Totals	70	70	536	1	12	104	104	262	39.69%

Canvass Results Report

Official

Run Time 9:25 AM

Run Date 06/18/2020

Marion County, Oregon

May 19 2020 Primary Election

5/19/2020

Page 359

Official Results

Registered Voters

81070 of 208283 = 38.92%

Precincts Reporting

123 of 123 = 100.00%

Precinct 333 - Republican Party - Vote for Six

Precinct	Sandra Muncy	Cast Votes	Undervotes	Overvotes	Misc write-in votes	Absentee Voting Ballots Cast	Total Ballots Cast	Registered Voters	Turnout Percentage
333	118	118	1,237	0	13	228	228	378	60.32%
Totals	118	118	1,237	0	13	228	228	378	60.32%

Canvass Results Report

Official

Run Time 9:25 AM

Run Date 06/18/2020

Marion County, Oregon

May 19 2020 Primary Election

5/19/2020

Page 360

Official Results

Registered Voters

81070 of 208283 = 38.92%

Precincts Reporting

123 of 123 = 100.00%

Precinct 334 - No Candidate Filed - Republican Party - Vote for Two

Precinct		Cast Votes	Undervotes	Overvotes	Misc write-in votes	Absentee Voting Ballots Cast	Total Ballots Cast	Registered Voters	Turnout Percentage
334	0	0	86	0	2	44	44	81	54.32%
Totals	0	0	86	0	2	44	44	81	54.32%

Canvass Results Report

Official

Run Time 9:25 AM

Run Date 06/18/2020

Marion County, Oregon

May 19 2020 Primary Election

5/19/2020

Page 361

Official Results

Registered Voters

81070 of 208283 = 38.92%

Precincts Reporting

123 of 123 = 100.00%

Precinct 336 - No Candidate Filed - Republican Party - Vote for Two

Precinct		Cast Votes	Undervotes	Overvotes	Misc write-in votes	Absentee Voting Ballots Cast	Total Ballots Cast	Registered Voters	Turnout Percentage
336	0	0	4	0	0	2	2	4	50.00%
Totals	0	0	4	0	0	2	2	4	50.00%

Canvass Results Report

Official

Run Time 9:25 AM

Run Date 06/18/2020

Marion County, Oregon

May 19 2020 Primary Election

5/19/2020

Page 362

Official Results

Registered Voters

81070 of 208283 = 38.92%

Precincts Reporting

123 of 123 = 100.00%

Precinct 337 - Republican Party - Vote for Nineteen

Precinct	Beverly Barton	Jonathan Baker	Raquel Moore-Green	Alan Meyer	Brad A Nanke	Denise Quinn Nanke	David M Bassett (W)	Guendolyn A Purnell (W)	Janice R Williamson (W)	Larry L Williamson (W)	Samuel A Bassett (W)	Cast Votes	Undervotes
337	360	349	404	364	464	400	2	9	11	11	4	2,378	12,957
Totals	360	349	404	364	464	400	2	9	11	11	4	2,378	12,957

Canvass Results Report

Official

Run Time 9:25 AM

Run Date 06/18/2020

Marion County, Oregon

May 19 2020 Primary Election

5/19/2020

Page 363

Official Results

Registered Voters

81070 of 208283 = 38.92%

Precincts Reporting

123 of 123 = 100.00%

Precinct 337 - Republican Party - Vote for Nineteen

Precinct	Overvotes	Misc write-in votes	Absentee Voting Ballots Cast	Total Ballots Cast	Registered Voters	Turnout Percentage
337	0	131	814	814	1,329	61.25%
Totals	0	131	814	814	1,329	61.25%

Canvass Results Report

Official

Run Time 9:25 AM

Run Date 06/18/2020

Marion County, Oregon

May 19 2020 Primary Election

5/19/2020

Page 364

Official Results

Registered Voters

81070 of 208283 = 38.92%

Precincts Reporting

123 of 123 = 100.00%

Precinct 340 - Republican Party - Vote for Twelve

Precinct	Scott Schaefer	Charlene Knudsen (W)	Daniel Knudsen (W)	Janelle D Coakley (W)	Cast Votes	Undervotes	Overvotes	Misc write-in votes	Absentee Voting Ballots Cast	Total Ballots Cast	Registered Voters	Turnout Percentage
340	254	5	5	9	273	6,325	0	38	553	553	1,047	52.82%
Totals	254	5	5	9	273	6,325	0	38	553	553	1,047	52.82%

Canvass Results Report

Official

Run Time 9:25 AM

Run Date 06/18/2020

Marion County, Oregon

May 19 2020 Primary Election

5/19/2020

Page 365

Official Results

Registered Voters

81070 of 208283 = 38.92%

Precincts Reporting

123 of 123 = 100.00%

Precinct 341 - Republican Party - Vote for Thirteen

Precinct	Rosemary Scott	Maria Delaney	Dean Delaney	Sharon Krause	Michelle L Huber (W)	Cast Votes	Undervotes	Overvotes	Misc write-in votes	Absentee Voting Ballots Cast	Total Ballots Cast	Registered Voters	Turnout Percentage
341	250	246	253	255	20	1,024	6,294	0	79	569	569	1,003	56.73%
Totals	250	246	253	255	20	1,024	6,294	0	79	569	569	1,003	56.73%

Canvass Results Report

Official

Run Time 9:25 AM

Run Date 06/18/2020

Marion County, Oregon

May 19 2020 Primary Election

5/19/2020

Page 366

Official Results

Registered Voters

81070 of 208283 = 38.92%

Precincts Reporting

123 of 123 = 100.00%

Precinct 342 - No Candidate Filed - Republican Party - Vote for Two

Precinct		Cast Votes	Undervotes	Overvotes	Misc write-in votes	Absentee Voting Ballots Cast	Total Ballots Cast	Registered Voters	Turnout Percentage
342	0	0	4	0	0	2	2	5	40.00%
Totals	0	0	4	0	0	2	2	5	40.00%

Canvass Results Report

Official

Run Time 9:25 AM

Run Date 06/18/2020

Marion County, Oregon

May 19 2020 Primary Election

5/19/2020

Page 367

Official Results

Registered Voters

81070 of 208283 = 38.92%

Precincts Reporting

123 of 123 = 100.00%

Precinct 343 - Republican Party - Vote for Seventeen

Precinct	Gary Beachman	Tara Hurley	Patrick Hurley	Ritch Hanneman	Dari Shaffer	Wendy Chesshir	Marcia Atkinson	Cast Votes	Undervotes	Overvotes	Misc write-in votes	Absentee Voting Ballots Cast	Total Ballots Cast	Registered Voters
343	308	320	325	294	294	320	303	2,164	10,410	0	159	749	749	1,332
Totals	308	320	325	294	294	320	303	2,164	10,410	0	159	749	749	1,332

Canvass Results Report

Official

Run Time 9:25 AM

Run Date 06/18/2020

Marion County, Oregon

May 19 2020 Primary Election

5/19/2020

Page 368

Official Results


Registered Voters

81070 of 208283 = 38.92%

Precincts Reporting

123 of 123 = 100.00%

Precinct 343 - Republican Party - Vote for Seventeen



Precinct	Turnout Percentage
343	56.23%
Totals	56.23%

Canvass Results Report

Official

Run Time 9:25 AM

Run Date 06/18/2020

Marion County, Oregon

May 19 2020 Primary Election

5/19/2020

Page 369

Official Results

Registered Voters

81070 of 208283 = 38.92%

Precincts Reporting

123 of 123 = 100.00%

Precinct 344 - Republican Party - Vote for Twenty two

Precinct	Matthew A Rabe	Darcy Rapoza	Cast Votes	Undervotes	Overvotes	Misc write-in votes	Absentee Voting Ballots Cast	Total Ballots Cast	Registered Voters	Turnout Percentage
344	347	323	670	17,451	1	117	830	830	1,517	54.71%
Totals	347	323	670	17,451	1	117	830	830	1,517	54.71%

Canvass Results Report

Official

Run Time 9:25 AM

Run Date 06/18/2020

Marion County, Oregon

May 19 2020 Primary Election

5/19/2020

Page 370

Official Results

Registered Voters

81070 of 208283 = 38.92%

Precincts Reporting

123 of 123 = 100.00%

Precinct 350 - Republican Party - Vote for Sixteen

Precinct	Carlton Butler	Jeff Heyen	Cast Votes	Undervotes	Overvotes	Misc write-in votes	Absentee Voting Ballots Cast	Total Ballots Cast	Registered Voters	Turnout Percentage
350	109	112	221	3,850	1	9	256	256	604	42.38%
Totals	109	112	221	3,850	1	9	256	256	604	42.38%

Canvass Results Report

Official

Run Time 9:25 AM

Run Date 06/18/2020

Marion County, Oregon

May 19 2020 Primary Election

5/19/2020

Page 371

Official Results

Registered Voters

81070 of 208283 = 38.92%

Precincts Reporting

123 of 123 = 100.00%

Precinct 351 - Republican Party - Vote for Three

Precinct	Jerry Arcari	Pamela M Arcari	Cast Votes	Undervotes	Overvotes	Misc write-in votes	Absentee Voting Ballots Cast	Total Ballots Cast	Registered Voters	Turnout Percentage
351	55	60	115	148	0	13	92	92	199	46.23%
Totals	55	60	115	148	0	13	92	92	199	46.23%

Canvass Results Report

Official

Run Time 9:25 AM

Run Date 06/18/2020

Marion County, Oregon

May 19 2020 Primary Election

5/19/2020

Page 372

Official Results

Registered Voters

81070 of 208283 = 38.92%

Precincts Reporting

123 of 123 = 100.00%

Precinct 352 - Republican Party - Vote for Three

Precinct	Marilyn Shannon	William L Shannon	Cast Votes	Undervotes	Overvotes	Misc write-in votes	Absentee Voting Ballots Cast	Total Ballots Cast	Registered Voters	Turnout Percentage
352	30	28	58	137	0	3	66	66	132	50.00%
Totals	30	28	58	137	0	3	66	66	132	50.00%

Canvass Results Report

Official

Run Time 9:25 AM

Run Date 06/18/2020

Marion County, Oregon

May 19 2020 Primary Election

5/19/2020

Page 373

Official Results

Registered Voters

81070 of 208283 = 38.92%

Precincts Reporting

123 of 123 = 100.00%

Precinct 353 - No Candidate Filed - Republican Party - Vote for Eight

Precinct		Cast Votes	Undervotes	Overvotes	Misc write-in votes	Absentee Voting Ballots Cast	Total Ballots Cast	Registered Voters	Turnout Percentage
353	0	0	2,163	0	13	272	272	480	56.67%
Totals	0	0	2,163	0	13	272	272	480	56.67%

Canvass Results Report

Official

Run Time 9:25 AM

Run Date 06/18/2020

Marion County, Oregon

May 19 2020 Primary Election

5/19/2020

Page 374

Official Results

Registered Voters

81070 of 208283 = 38.92%

Precincts Reporting

123 of 123 = 100.00%

Precinct 354 - No Candidate Filed - Republican Party - Vote for Two

Precinct		Cast Votes	Undervotes	Overvotes	Misc write-in votes	Absentee Voting Ballots Cast	Total Ballots Cast	Registered Voters	Turnout Percentage
354	0	0	56	0	0	28	28	50	56.00%
Totals	0	0	56	0	0	28	28	50	56.00%

Canvass Results Report

Official

Run Time 9:25 AM

Run Date 06/18/2020

Marion County, Oregon

May 19 2020 Primary Election

5/19/2020

Page 375

Official Results

Registered Voters

81070 of 208283 = 38.92%

Precincts Reporting

123 of 123 = 100.00%

Precinct 355 - No Candidate Filed - Republican Party - Vote for Two

Precinct		Cast Votes	Undervotes	Overvotes	Misc write-in votes	Absentee Voting Ballots Cast	Total Ballots Cast	Registered Voters	Turnout Percentage
355	0	0	20	0	0	10	10	22	45.45%
Totals	0	0	20	0	0	10	10	22	45.45%

Canvass Results Report

Official

Run Time 9:25 AM

Run Date 06/18/2020

Marion County, Oregon

May 19 2020 Primary Election

5/19/2020

Page 376

Official Results

Registered Voters

81070 of 208283 = 38.92%

Precincts Reporting

123 of 123 = 100.00%

Precinct 356 - Republican Party - Vote for Two

Precinct	Steve Freeberg	Cast Votes	Undervotes	Overvotes	Misc write-in votes	Absentee Voting Ballots Cast	Total Ballots Cast	Registered Voters	Turnout Percentage
356	0	0	10	0	0	5	5	20	25.00%
Totals	0	0	10	0	0	5	5	20	25.00%

Canvass Results Report

Official

Run Time 9:25 AM

Run Date 06/18/2020

Marion County, Oregon

May 19 2020 Primary Election

5/19/2020

Page 377

Official Results

Registered Voters

81070 of 208283 = 38.92%

Precincts Reporting

123 of 123 = 100.00%

Precinct 357 - Republican Party - Vote for Eleven

Precinct	Marty Heyen	Tom Chereck Jr	Frank P Carpenter	Nancy Carpenter	Cast Votes	Undervotes	Overvotes	Misc write-in votes	Absentee Voting Ballots Cast	Total Ballots Cast	Registered Voters	Turnout Percentage
357	143	114	112	115	484	2,311	1	43	259	259	485	53.40%
Totals	143	114	112	115	484	2,311	1	43	259	259	485	53.40%

Canvass Results Report

Official

Run Time 9:25 AM

Run Date 06/18/2020

Marion County, Oregon

May 19 2020 Primary Election

5/19/2020

Page 378

Official Results

Registered Voters

81070 of 208283 = 38.92%

Precincts Reporting

123 of 123 = 100.00%

Precinct 361 - No Candidate Filed - Republican Party - Vote for Four

Precinct		Cast Votes	Undervotes	Overvotes	Misc write-in votes	Absentee Voting Ballots Cast	Total Ballots Cast	Registered Voters	Turnout Percentage
361	0	0	156	0	16	43	43	140	30.71%
Totals	0	0	156	0	16	43	43	140	30.71%

Canvass Results Report

Official

Run Time 9:25 AM

Run Date 06/18/2020

Marion County, Oregon

May 19 2020 Primary Election

5/19/2020

Page 379

Official Results

Registered Voters

81070 of 208283 = 38.92%

Precincts Reporting

123 of 123 = 100.00%

Precinct 362 - Republican Party - Vote for Five

Precinct	William Parks	Cast Votes	Undervotes	Overvotes	Misc write-in votes	Absentee Voting Ballots Cast	Total Ballots Cast	Registered Voters	Turnout Percentage
362	77	77	502	0	6	117	117	228	51.32%
Totals	77	77	502	0	6	117	117	228	51.32%

Canvass Results Report

Official

Run Time 9:25 AM

Run Date 06/18/2020

Marion County, Oregon

May 19 2020 Primary Election

5/19/2020

Page 380

Official Results

Registered Voters

81070 of 208283 = 38.92%

Precincts Reporting

123 of 123 = 100.00%

Precinct 363 - Republican Party - Vote for Nineteen

Precinct	Jennifer K Toth	James Titus	Helen Shafer	Kenneth Shafer	Cast Votes	Undervotes	Overvotes	Misc write-in votes	Absentee Voting Ballots Cast	Total Ballots Cast	Registered Voters	Turnout Percentage
363	206	214	195	202	817	8,855	3	37	514	514	986	52.13%
Totals	206	214	195	202	817	8,855	3	37	514	514	986	52.13%

Canvass Results Report

Official

Run Time 9:25 AM

Run Date 06/18/2020

Marion County, Oregon

May 19 2020 Primary Election

5/19/2020

Page 381

Official Results

Registered Voters

81070 of 208283 = 38.92%

Precincts Reporting

123 of 123 = 100.00%

Precinct 364 - Republican Party - Vote for Ten

Precinct	Bryan Hodson	Joshua Garcia	Annika Carlston	Pamela G Blake (W)	Soren J Winslow (W)	Cast Votes	Undervotes	Overvotes	Misc write-in votes	Absentee Voting Ballots Cast	Total Ballots Cast	Registered Voters	Turnout Percentage
364	180	155	168	3	2	508	2,692	0	50	325	325	572	56.82%
Totals	180	155	168	3	2	508	2,692	0	50	325	325	572	56.82%

Canvass Results Report

Official

Run Time 9:25 AM

Run Date 06/18/2020

Marion County, Oregon

May 19 2020 Primary Election

5/19/2020

Page 382

Official Results

Registered Voters

81070 of 208283 = 38.92%

Precincts Reporting

123 of 123 = 100.00%

Precinct 370 - Republican Party - Vote for Nine

Precinct	Bejan Rejaian	Stacy Rejaian	Conrad J Herold	Leslie McMillan	Del McMillan	Brenda Clarke	Martin L Bassett (W)	Cast Votes	Undervotes	Overvotes	Misc write-in votes	Absentee Voting Ballots Cast	Total Ballots Cast	Registered Voters
370	126	123	123	123	124	124	3	746	1,640	0	53	271	271	441
Totals	126	123	123	123	124	124	3	746	1,640	0	53	271	271	441

Canvass Results Report

Official

Run Time 9:25 AM

Run Date 06/18/2020

Marion County, Oregon

May 19 2020 Primary Election

5/19/2020

Page 383

Official Results


Registered Voters

81070 of 208283 = 38.92%

Precincts Reporting

123 of 123 = 100.00%

Precinct 370 - Republican Party - Vote for Nine



Precinct	Turnout Percentage
370	61.45%
Totals	61.45%

Canvass Results Report

Official

Run Time 9:25 AM

Run Date 06/18/2020

Marion County, Oregon

May 19 2020 Primary Election

5/19/2020

Page 384

Official Results

Registered Voters

81070 of 208283 = 38.92%

Precincts Reporting

123 of 123 = 100.00%

Precinct 371 - Republican Party - Vote for Sixteen

Precinct	Warren Bednarz	Dory Gadberry	Pamela Kniffin	Bob Cannon	Cast Votes	Undervotes	Overvotes	Misc write-in votes	Absentee Voting Ballots Cast	Total Ballots Cast	Registered Voters	Turnout Percentage
371	335	260	296	310	1,201	10,772	0	107	755	755	1,246	60.59%
Totals	335	260	296	310	1,201	10,772	0	107	755	755	1,246	60.59%

Canvass Results Report

Official

Run Time 9:25 AM

Run Date 06/18/2020

Marion County, Oregon

May 19 2020 Primary Election

5/19/2020

Page 385

Official Results

Registered Voters

81070 of 208283 = 38.92%

Precincts Reporting

123 of 123 = 100.00%

Precinct 372 - Republican Party - Vote for Five

Precinct	Matthew Kuper	David O Cross	Cast Votes	Undervotes	Overvotes	Misc write-in votes	Absentee Voting Ballots Cast	Total Ballots Cast	Registered Voters	Turnout Percentage
372	68	81	149	699	0	17	173	173	295	58.64%
Totals	68	81	149	699	0	17	173	173	295	58.64%

Canvass Results Report

Official

Run Time 9:25 AM

Run Date 06/18/2020

Marion County, Oregon

May 19 2020 Primary Election

5/19/2020

Page 386

Official Results

Registered Voters

81070 of 208283 = 38.92%

Precincts Reporting

123 of 123 = 100.00%

Precinct 373 - Republican Party - Vote for Twelve

Precinct	Shannon Rozewski	Suzanne M Pratt	Dawn Marie Powers	Stephen A Gay (W)	Cast Votes	Undervotes	Overvotes	Misc write-in votes	Absentee Voting Ballots Cast	Total Ballots Cast	Registered Voters	Turnout Percentage
373	288	296	282	2	868	6,542	2	54	624	624	960	65.00%
Totals	288	296	282	2	868	6,542	2	54	624	624	960	65.00%

Canvass Results Report

Official

Run Time 9:25 AM

Run Date 06/18/2020

Marion County, Oregon

May 19 2020 Primary Election

5/19/2020

Page 387

Official Results

Registered Voters

81070 of 208283 = 38.92%

Precincts Reporting

123 of 123 = 100.00%

Precinct 374 - No Candidate Filed - Republican Party - Vote for Eight

Precinct		Cast Votes	Undervotes	Overvotes	Misc write-in votes	Absentee Voting Ballots Cast	Total Ballots Cast	Registered Voters	Turnout Percentage
374	0	0	2,665	0	23	336	336	568	59.15%
Totals	0	0	2,665	0	23	336	336	568	59.15%

Canvass Results Report

Official

Run Time 9:25 AM

Run Date 06/18/2020

Marion County, Oregon

May 19 2020 Primary Election

5/19/2020

Page 388

Official Results

Registered Voters

81070 of 208283 = 38.92%

Precincts Reporting

123 of 123 = 100.00%

Precinct 375 - Republican Party - Vote for Twelve

Precinct	David W Turner	Isaac A Bassett (W)	Cast Votes	Undervotes	Overvotes	Misc write-in votes	Absentee Voting Ballots Cast	Total Ballots Cast	Registered Voters	Turnout Percentage
375	228	1	229	4,932	0	47	434	434	772	56.22%
Totals	228	1	229	4,932	0	47	434	434	772	56.22%

Canvass Results Report

Official

Run Time 9:25 AM

Run Date 06/18/2020

Marion County, Oregon

May 19 2020 Primary Election

5/19/2020

Page 389

Official Results

Registered Voters

81070 of 208283 = 38.92%

Precincts Reporting

123 of 123 = 100.00%

Precinct 401 - Republican Party - Vote for Fifteen

Precinct	Russ Walker	Lisa Walker	Kendra Walker	Ross A Day	Daniel R Kohler	Lois Anderson	Carly E Baker (W)	Gail L Goble (W)	Cast Votes	Undervotes	Overvotes	Misc write-in votes	Absentee Voting Ballots Cast
401	360	358	342	337	353	359	6	5	2,120	10,392	0	73	839
Totals	360	358	342	337	353	359	6	5	2,120	10,392	0	73	839

Canvass Results Report

Official

Run Time 9:25 AM

Run Date 06/18/2020

Marion County, Oregon

May 19 2020 Primary Election

5/19/2020

Page 390

Official Results

Registered Voters

81070 of 208283 = 38.92%

Precincts Reporting

123 of 123 = 100.00%

Precinct 401 - Republican Party - Vote for Fifteen

Precinct	Total Ballots Cast	Registered Voters	Turnout Percentage
401	839	1,376	60.97%
Totals	839	1,376	60.97%

Canvass Results Report

Official

Run Time 9:25 AM

Run Date 06/18/2020

Marion County, Oregon

May 19 2020 Primary Election

5/19/2020

Page 391

Official Results

Registered Voters

81070 of 208283 = 38.92%

Precincts Reporting

123 of 123 = 100.00%

Precinct 402 - Republican Party - Vote for Eleven

Precinct	Amy Ryan Courser	Jane Horsey	Andrea Hofmann	Evelyn J Moreland	Steve Manners	Cheda Manners	Jane Groff	David Lippold	Thomas Krebs	Jon E Courser	Cast Votes	Undervotes	Overvotes
402	370	316	329	316	327	316	314	321	315	327	3,251	4,062	0
Totals	370	316	329	316	327	316	314	321	315	327	3,251	4,062	0

Canvass Results Report

Official

Run Time 9:25 AM

Run Date 06/18/2020

Marion County, Oregon

May 19 2020 Primary Election

5/19/2020

Page 392

Official Results

Registered Voters

81070 of 208283 = 38.92%

Precincts Reporting

123 of 123 = 100.00%

Precinct 402 - Republican Party - Vote for Eleven

Precinct	Misc write-in votes	Absentee Voting Ballots Cast	Total Ballots Cast	Registered Voters	Turnout Percentage
402	101	674	674	999	67.47%
Totals	101	674	674	999	67.47%

Canvass Results Report

Official

Run Time 9:25 AM

Run Date 06/18/2020

Marion County, Oregon

May 19 2020 Primary Election

5/19/2020

Page 393

Official Results

Registered Voters

81070 of 208283 = 38.92%

Precincts Reporting

123 of 123 = 100.00%

Precinct 403 - Republican Party - Vote for Sixteen

Precinct	Allen L Barker	Jane E Herb	Rich Peterson	Michael Pantalone	Abigail L Calkins (W)	Jamie L Barclay (W)	Lenore D Calkins (W)	Cast Votes	Undervotes	Overvotes	Misc write-in votes	Absentee Voting Ballots Cast	Total Ballots Cast	Registered Voters
403	371	361	371	372	6	6	5	1,492	11,451	0	113	816	816	1,374
Totals	371	361	371	372	6	6	5	1,492	11,451	0	113	816	816	1,374

Canvass Results Report

Official

Run Time 9:25 AM

Run Date 06/18/2020

Marion County, Oregon

May 19 2020 Primary Election

5/19/2020

Page 394

Official Results

Registered Voters

81070 of 208283 = 38.92%

Precincts Reporting

123 of 123 = 100.00%

Precinct 403 - Republican Party - Vote for Sixteen



Precinct	Turnout Percentage
403	59.39%
Totals	59.39%

Canvass Results Report

Official

Run Time 9:25 AM

Run Date 06/18/2020

Marion County, Oregon

May 19 2020 Primary Election

5/19/2020

Page 395

Official Results

Registered Voters

81070 of 208283 = 38.92%

Precincts Reporting

123 of 123 = 100.00%

Precinct 404 - Republican Party - Vote for Fourteen

Precinct	Karl Thatcher	Jessica L Davidson	Sandra Kellogg	John Van Schepen	Cast Votes	Undervotes	Overvotes	Misc write-in votes	Absentee Voting Ballots Cast	Total Ballots Cast	Registered Voters	Turnout Percentage
404	336	267	260	257	1,120	6,913	0	73	579	579	1,039	55.73%
Totals	336	267	260	257	1,120	6,913	0	73	579	579	1,039	55.73%

Canvass Results Report

Official

Run Time 9:25 AM

Run Date 06/18/2020

Marion County, Oregon

May 19 2020 Primary Election

5/19/2020

Page 396

Official Results

Registered Voters

81070 of 208283 = 38.92%

Precincts Reporting

123 of 123 = 100.00%

Precinct 405 - Republican Party - Vote for Ten

Precinct	Bill Post	Colleen Post	Susan Dunfee	Linda R Saylor (W)	Cast Votes	Undervotes	Overvotes	Misc write-in votes	Absentee Voting Ballots Cast	Total Ballots Cast	Registered Voters	Turnout Percentage
405	352	263	257	5	877	3,808	0	45	473	473	798	59.27%
Totals	352	263	257	5	877	3,808	0	45	473	473	798	59.27%

Canvass Results Report

Official

Run Time 9:25 AM

Run Date 06/18/2020

Marion County, Oregon

May 19 2020 Primary Election

5/19/2020

Page 397

Official Results

Registered Voters

81070 of 208283 = 38.92%

Precincts Reporting

123 of 123 = 100.00%

Precinct 406 - Republican Party - Vote for Seventeen

Precinct	Angela Roman	Braeda Libby	Davis Dyer	Natalie Altermatt	James M Hutches (W)	Ken Libby (W)	Cast Votes	Undervotes	Overvotes	Misc write-in votes	Absentee Voting Ballots Cast	Total Ballots Cast	Registered Voters	Turnout Percentage
406	351	325	347	330	4	3	1,360	10,873	4	126	731	731	1,222	59.82%
Totals	351	325	347	330	4	3	1,360	10,873	4	126	731	731	1,222	59.82%

Canvass Results Report

Official

Run Time 9:25 AM

Run Date 06/18/2020

Marion County, Oregon

May 19 2020 Primary Election

5/19/2020

Page 398

Official Results

Registered Voters

81070 of 208283 = 38.92%

Precincts Reporting

123 of 123 = 100.00%

Precinct 407 - Republican Party - Vote for Eighteen

Precinct	Katherine Stone	Seth A Ford	Natalie R Ford	Darrell W Fuller	Kelly Fuller	Cast Votes	Undervotes	Overvotes	Misc write-in votes	Absentee Voting Ballots Cast	Total Ballots Cast	Registered Voters	Turnout Percentage
407	267	261	253	256	255	1,292	8,527	0	117	552	552	1,076	51.30%
Totals	267	261	253	256	255	1,292	8,527	0	117	552	552	1,076	51.30%

Canvass Results Report

Official

Run Time 9:25 AM

Run Date 06/18/2020

Marion County, Oregon

May 19 2020 Primary Election

5/19/2020

Page 399

Official Results

Registered Voters

81070 of 208283 = 38.92%

Precincts Reporting

123 of 123 = 100.00%

Precinct 408 - No Candidate Filed - Republican Party - Vote for Two

Precinct		Cast Votes	Undervotes	Overvotes	Misc write-in votes	Absentee Voting Ballots Cast	Total Ballots Cast	Registered Voters	Turnout Percentage
408	0	0	24	0	2	13	13	34	38.24%
Totals	0	0	24	0	2	13	13	34	38.24%

Canvass Results Report

Official

Run Time 9:25 AM

Run Date 06/18/2020

Marion County, Oregon

May 19 2020 Primary Election

5/19/2020

Page 400

Official Results

Registered Voters

81070 of 208283 = 38.92%

Precincts Reporting

123 of 123 = 100.00%

Precinct 505 - No Candidate Filed - Republican Party - Vote for Two

Precinct		Cast Votes	Undervotes	Overvotes	Misc write-in votes	Absentee Voting Ballots Cast	Total Ballots Cast	Registered Voters	Turnout Percentage
505	0	0	107	0	5	56	56	118	47.46%
Totals	0	0	107	0	5	56	56	118	47.46%

Canvass Results Report

Official

Run Time 9:25 AM

Run Date 06/18/2020

Marion County, Oregon

May 19 2020 Primary Election

5/19/2020

Page 401

Official Results

Registered Voters

81070 of 208283 = 38.92%

Precincts Reporting

123 of 123 = 100.00%

Precinct 515 - Republican Party - Vote for Three

Precinct	Mark Alan Buzzard	Rod Scott	Cast Votes	Undervotes	Overvotes	Misc write-in votes	Absentee Voting Ballots Cast	Total Ballots Cast	Registered Voters	Turnout Percentage
515	54	51	105	172	0	2	93	93	209	44.50%
Totals	54	51	105	172	0	2	93	93	209	44.50%

Canvass Results Report

Official

Run Time 9:25 AM

Run Date 06/18/2020

Marion County, Oregon

May 19 2020 Primary Election

5/19/2020

Page 402

Official Results

Registered Voters

81070 of 208283 = 38.92%

Precincts Reporting

123 of 123 = 100.00%

Precinct 525 - No Candidate Filed - Republican Party - Vote for Three

Precinct		Cast Votes	Undervotes	Overvotes	Misc write-in votes	Absentee Voting Ballots Cast	Total Ballots Cast	Registered Voters	Turnout Percentage
525	0	0	460	0	11	157	157	284	55.28%
Totals	0	0	460	0	11	157	157	284	55.28%

Canvass Results Report

Official

Run Time 9:25 AM

Run Date 06/18/2020

Marion County, Oregon

May 19 2020 Primary Election

5/19/2020

Page 403

Official Results

Registered Voters

81070 of 208283 = 38.92%

Precincts Reporting

123 of 123 = 100.00%

Precinct 535 - Republican Party - Vote for Seven

Precinct	David Darnell	Karen Darnell	Scott E Stierle (W)	Cast Votes	Undervotes	Overvotes	Misc write-in votes	Absentee Voting Ballots Cast	Total Ballots Cast	Registered Voters	Turnout Percentage
535	139	128	1	268	1,472	1	38	255	255	501	50.90%
Totals	139	128	1	268	1,472	1	38	255	255	501	50.90%

Canvass Results Report

Official

Run Time 9:25 AM

Run Date 06/18/2020

Marion County, Oregon

May 19 2020 Primary Election

5/19/2020

Page 404

Official Results

Registered Voters

81070 of 208283 = 38.92%

Precincts Reporting

123 of 123 = 100.00%

Precinct 545 - Republican Party - Vote for Five

Precinct	Gene Zielinski	Anna Kasachev	Cast Votes	Undervotes	Overvotes	Misc write-in votes	Absentee Voting Ballots Cast	Total Ballots Cast	Registered Voters	Turnout Percentage
545	40	56	96	346	0	18	92	92	186	49.46%
Totals	40	56	96	346	0	18	92	92	186	49.46%

Canvass Results Report

Official

Run Time 9:25 AM

Run Date 06/18/2020

Marion County, Oregon

May 19 2020 Primary Election

5/19/2020

Page 405

Official Results

Registered Voters

81070 of 208283 = 38.92%

Precincts Reporting

123 of 123 = 100.00%

Precinct 555 - Republican Party - Vote for Eight

Precinct	Julie M Ward-Hall	Jack N Belleque (W)	Kathleen G Belleque (W)	Kent A Purdy (W)	Rick A Schiedler (W)	Veronica H Conklin (W)	Cast Votes	Undervotes	Overvotes	Misc write-in votes	Absentee Voting Ballots Cast	Total Ballots Cast	Registered Voters	Turnout Percentage
555	209	16	18	19	18	17	297	2,698	0	85	385	385	690	55.80%
Totals	209	16	18	19	18	17	297	2,698	0	85	385	385	690	55.80%

Canvass Results Report

Official

Run Time 9:25 AM

Run Date 06/18/2020

Marion County, Oregon

May 19 2020 Primary Election

5/19/2020

Page 406

Official Results

Registered Voters

81070 of 208283 = 38.92%

Precincts Reporting

123 of 123 = 100.00%

Precinct 577 - No Candidate Filed - Republican Party - Vote for Three

Precinct		Cast Votes	Undervotes	Overvotes	Misc write-in votes	Absentee Voting Ballots Cast	Total Ballots Cast	Registered Voters	Turnout Percentage
577	0	0	561	0	18	193	193	284	67.96%
Totals	0	0	561	0	18	193	193	284	67.96%

Canvass Results Report

Official

Run Time 9:25 AM

Run Date 06/18/2020

Marion County, Oregon

May 19 2020 Primary Election

5/19/2020

Page 407

Official Results

Registered Voters

81070 of 208283 = 38.92%

Precincts Reporting

123 of 123 = 100.00%

Precinct 578 - No Candidate Filed - Republican Party - Vote for Two

Precinct		Cast Votes	Undervotes	Overvotes	Misc write-in votes	Absentee Voting Ballots Cast	Total Ballots Cast	Registered Voters	Turnout Percentage
578	0	0	16	0	0	8	8	20	40.00%
Totals	0	0	16	0	0	8	8	20	40.00%

Canvass Results Report

Official

Run Time 9:25 AM

Run Date 06/18/2020

Marion County, Oregon

May 19 2020 Primary Election

5/19/2020

Page 408

Official Results

Registered Voters

81070 of 208283 = 38.92%

Precincts Reporting

123 of 123 = 100.00%

Precinct 579 - No Candidate Filed - Republican Party - Vote for Two

Precinct		Cast Votes	Undervotes	Overvotes	Misc write-in votes	Absentee Voting Ballots Cast	Total Ballots Cast	Registered Voters	Turnout Percentage
579	0	0	113	0	7	60	60	93	64.52%
Totals	0	0	113	0	7	60	60	93	64.52%

Canvass Results Report

Official

Run Time 9:25 AM

Run Date 06/18/2020

Marion County, Oregon

May 19 2020 Primary Election

5/19/2020

Page 409

Official Results

Registered Voters

81070 of 208283 = 38.92%

Precincts Reporting

123 of 123 = 100.00%

Precinct 580 - No Candidate Filed - Republican Party - Vote for Six

Precinct	Gordon B Morrison (W)	Cast Votes	Undervotes	Overvotes	Misc write-in votes	Absentee Voting Ballots Cast	Total Ballots Cast	Registered Voters	Turnout Percentage
580	2	2	2,295	0	31	388	388	645	60.16%
Totals	2	2	2,295	0	31	388	388	645	60.16%

Canvass Results Report

Official

Run Time 9:25 AM

Run Date 06/18/2020

Marion County, Oregon

May 19 2020 Primary Election

5/19/2020

Page 410

Official Results

Registered Voters

81070 of 208283 = 38.92%

Precincts Reporting

123 of 123 = 100.00%

Precinct 581 - Republican Party - Vote for Fifteen

Precinct	Brandon Hatfield	Steve Hatfield	Merle L Stutzman	Tammy Weese	Rachel Leo	Greg Leo	Michael C Denton	Joanne J Daniels	Cast Votes	Undervotes	Overvotes	Misc write-in votes	Absentee Voting Ballots Cast
581	333	328	343	327	334	336	331	324	2,656	8,331	1	98	740
Totals	333	328	343	327	334	336	331	324	2,656	8,331	1	98	740

Canvass Results Report

Official

Run Time 9:25 AM

Run Date 06/18/2020

Marion County, Oregon

May 19 2020 Primary Election

5/19/2020

Page 411

Official Results

Registered Voters

81070 of 208283 = 38.92%

Precincts Reporting

123 of 123 = 100.00%

Precinct 581 - Republican Party - Vote for Fifteen

Precinct	Total Ballots Cast	Registered Voters	Turnout Percentage
581	740	1,374	53.86%
Totals	740	1,374	53.86%

Canvass Results Report

Official

Run Time 9:25 AM

Run Date 06/18/2020

Marion County, Oregon

May 19 2020 Primary Election

5/19/2020

Page 412

Official Results

Registered Voters

81070 of 208283 = 38.92%

Precincts Reporting

123 of 123 = 100.00%

Precinct 582 - Republican Party - Vote for Four

Precinct	Mary Hatch	Carol Zielinski	Darya Konev (W)	Cast Votes	Undervotes	Overvotes	Misc write-in votes	Absentee Voting Ballots Cast	Total Ballots Cast	Registered Voters	Turnout Percentage
582	80	114	3	197	515	0	24	184	184	344	53.49%
Totals	80	114	3	197	515	0	24	184	184	344	53.49%

Canvass Results Report

Official

Run Time 9:25 AM

Run Date 06/18/2020

Marion County, Oregon

May 19 2020 Primary Election

5/19/2020

Page 413

Official Results

Registered Voters

81070 of 208283 = 38.92%

Precincts Reporting

123 of 123 = 100.00%

Precinct 583 - No Candidate Filed - Republican Party - Vote for Five

Precinct		Cast Votes	Undervotes	Overvotes	Misc write-in votes	Absentee Voting Ballots Cast	Total Ballots Cast	Registered Voters	Turnout Percentage
583	0	0	1,737	0	53	358	358	553	64.74%
Totals	0	0	1,737	0	53	358	358	553	64.74%

Canvass Results Report

Official

Run Time 9:25 AM

Run Date 06/18/2020

Marion County, Oregon

May 19 2020 Primary Election

5/19/2020

Page 414

Official Results

Registered Voters

81070 of 208283 = 38.92%

Precincts Reporting

123 of 123 = 100.00%

Precinct 584 - Republican Party - Vote for Two

Precinct	Al Shannon	Cast Votes	Undervotes	Overvotes	Misc write-in votes	Absentee Voting Ballots Cast	Total Ballots Cast	Registered Voters	Turnout Percentage
584	8	8	6	0	2	8	8	13	61.54%
Totals	8	8	6	0	2	8	8	13	61.54%

Canvass Results Report

Official

Run Time 9:25 AM

Run Date 06/18/2020

Marion County, Oregon

May 19 2020 Primary Election

5/19/2020

Page 415

Official Results

Registered Voters

81070 of 208283 = 38.92%

Precincts Reporting

123 of 123 = 100.00%

Precinct 586 - Republican Party - Vote for Three

Precinct	George Katsinis Jr	Cast Votes	Undervotes	Overvotes	Misc write-in votes	Absentee Voting Ballots Cast	Total Ballots Cast	Registered Voters	Turnout Percentage
586	99	99	452	0	4	185	185	286	64.69%
Totals	99	99	452	0	4	185	185	286	64.69%

Canvass Results Report

Official

Run Time 9:25 AM

Run Date 06/18/2020

Marion County, Oregon

May 19 2020 Primary Election

5/19/2020

Page 416

Official Results

Registered Voters

81070 of 208283 = 38.92%

Precincts Reporting

123 of 123 = 100.00%

Precinct 587 - Republican Party - Vote for Two

Precinct	Wally Lierman	Cast Votes	Undervotes	Overvotes	Misc write-in votes	Absentee Voting Ballots Cast	Total Ballots Cast	Registered Voters	Turnout Percentage
587	26	26	66	0	2	47	47	73	64.38%
Totals	26	26	66	0	2	47	47	73	64.38%

Canvass Results Report

Official

Run Time 9:25 AM

Run Date 06/18/2020

Marion County, Oregon

May 19 2020 Primary Election

5/19/2020

Page 417

Official Results

Registered Voters

81070 of 208283 = 38.92%

Precincts Reporting

123 of 123 = 100.00%

Precinct 588 - No Candidate Filed - Republican Party - Vote for Two

Precinct		Cast Votes	Undervotes	Overvotes	Misc write-in votes	Absentee Voting Ballots Cast	Total Ballots Cast	Registered Voters	Turnout Percentage
588	0	0	38	0	0	19	19	36	52.78%
Totals	0	0	38	0	0	19	19	36	52.78%

Canvass Results Report

Official

Run Time 9:25 AM

Run Date 06/18/2020

Marion County, Oregon

May 19 2020 Primary Election

5/19/2020

Page 418

Official Results

Registered Voters

81070 of 208283 = 38.92%

Precincts Reporting

123 of 123 = 100.00%

Precinct 589 - No Candidate Filed - Republican Party - Vote for Two

Precinct		Cast Votes	Undervotes	Overvotes	Misc write-in votes	Absentee Voting Ballots Cast	Total Ballots Cast	Registered Voters	Turnout Percentage
589	0	0	32	0	4	18	18	25	72.00%
Totals	0	0	32	0	4	18	18	25	72.00%

Canvass Results Report

Official

Run Time 9:25 AM

Run Date 06/18/2020

Marion County, Oregon

May 19 2020 Primary Election

5/19/2020

Page 419

Official Results

Registered Voters

81070 of 208283 = 38.92%

Precincts Reporting

123 of 123 = 100.00%

Precinct 590 - No Candidate Filed - Republican Party - Vote for Four

Precinct	Christina D Hammer (W)	Deborah A Unger (W)	Cast Votes	Undervotes	Overvotes	Misc write-in votes	Absentee Voting Ballots Cast	Total Ballots Cast	Registered Voters	Turnout Percentage
590	4	4	8	1,022	0	22	263	263	436	60.32%
Totals	4	4	8	1,022	0	22	263	263	436	60.32%

Canvass Results Report

Official

Run Time 9:25 AM

Run Date 06/18/2020

Marion County, Oregon

May 19 2020 Primary Election

5/19/2020

Page 420

Official Results

Registered Voters

81070 of 208283 = 38.92%

Precincts Reporting

123 of 123 = 100.00%

Precinct 615 - Republican Party - Vote for Two

Precinct	David Lemings	Valerie Lemings	Cast Votes	Undervotes	Overvotes	Misc write-in votes	Absentee Voting Ballots Cast	Total Ballots Cast	Registered Voters	Turnout Percentage
615	34	34	68	48	0	4	60	60	95	63.16%
Totals	34	34	68	48	0	4	60	60	95	63.16%

Canvass Results Report

Official

Run Time 9:25 AM

Run Date 06/18/2020

Marion County, Oregon

May 19 2020 Primary Election

5/19/2020

Page 421

Official Results

Registered Voters

81070 of 208283 = 38.92%

Precincts Reporting

123 of 123 = 100.00%

Precinct 625 - Republican Party - Vote for Twelve

Precinct	Deborah L Roisen	Cindy L Baker	Frances Hough Miller	Alan Clark Miller	Dan Phillips	Rick Lewis	Nick Konev	Cast Votes	Undervotes	Overvotes	Misc write-in votes	Absentee Voting Ballots Cast	Total Ballots Cast	Registered Voters
625	215	216	215	221	216	284	222	1,589	3,659	1	92	446	446	862
Totals	215	216	215	221	216	284	222	1,589	3,659	1	92	446	446	862

Canvass Results Report

Official

Run Time 9:25 AM

Run Date 06/18/2020

Marion County, Oregon

May 19 2020 Primary Election

5/19/2020

Page 422

Official Results

Registered Voters

81070 of 208283 = 38.92%

Precincts Reporting

123 of 123 = 100.00%

Precinct 625 - Republican Party - Vote for Twelve



Precinct	Turnout Percentage
625	51.74%
Totals	51.74%

Canvass Results Report

Official

Run Time 9:25 AM

Run Date 06/18/2020

Marion County, Oregon

May 19 2020 Primary Election

5/19/2020

Page 423

Official Results

Registered Voters

81070 of 208283 = 38.92%

Precincts Reporting

123 of 123 = 100.00%

Precinct 635 - Republican Party - Vote for Sixteen

Precinct	Morry Jones	Cindy Jones	Carol L Williams	Jacob P Clotfelter	Cast Votes	Undervotes	Overvotes	Misc write-in votes	Absentee Voting Ballots Cast	Total Ballots Cast	Registered Voters	Turnout Percentage
635	366	368	334	337	1,405	9,913	0	122	715	715	1,253	57.06%
Totals	366	368	334	337	1,405	9,913	0	122	715	715	1,253	57.06%

Canvass Results Report

Official

Run Time 9:25 AM

Run Date 06/18/2020

Marion County, Oregon

May 19 2020 Primary Election

5/19/2020

Page 424

Official Results

Registered Voters

81070 of 208283 = 38.92%

Precincts Reporting

123 of 123 = 100.00%

Precinct 645 - Republican Party - Vote for Eight

Precinct	Martin Bartholomew	Jon Gerald Newton	Brittanie E Gordon (W)	Rachel J Valentine (W)	Ryan M Gordon (W)	Cast Votes	Undervotes	Overvotes	Misc write-in votes	Absentee Voting Ballots Cast	Total Ballots Cast	Registered Voters	Turnout Percentage
645	310	309	4	7	3	633	4,069	3	98	603	603	937	64.35%
Totals	310	309	4	7	3	633	4,069	3	98	603	603	937	64.35%

Canvass Results Report

Official

Run Time 9:25 AM

Run Date 06/18/2020

Marion County, Oregon

May 19 2020 Primary Election

5/19/2020

Page 425

Official Results

Registered Voters

81070 of 208283 = 38.92%

Precincts Reporting

123 of 123 = 100.00%

Precinct 655 - Republican Party - Vote for Twenty one

Precinct	Tricia Hafner	John P Hafner	Heather Hall	Amy McKenzie Watts	Kori A Sing	Patti Sampson	Matt Ohrt	Jordan Ohrt	Carmelle L Bielenberg (W)	Douglas A Richardson (W)	Keltis H Hall (W)	Cast Votes	Undervotes
655	447	463	414	414	420	468	432	430	13	3	5	3,509	20,901
Totals	447	463	414	414	420	468	432	430	13	3	5	3,509	20,901

Canvass Results Report

Official

Run Time 9:25 AM

Run Date 06/18/2020

Marion County, Oregon

May 19 2020 Primary Election

5/19/2020

Page 426

Official Results

Registered Voters

81070 of 208283 = 38.92%

Precincts Reporting

123 of 123 = 100.00%

Precinct 655 - Republican Party - Vote for Twenty one

Precinct	Overvotes	Misc write-in votes	Absentee Voting Ballots Cast	Total Ballots Cast	Registered Voters	Turnout Percentage
655	0	265	1,175	1,175	1,861	63.14%
Totals	0	265	1,175	1,175	1,861	63.14%

Canvass Results Report

Official

Run Time 9:25 AM

Run Date 06/18/2020

Marion County, Oregon

May 19 2020 Primary Election

5/19/2020

Page 427

Official Results

Registered Voters

81070 of 208283 = 38.92%

Precincts Reporting

123 of 123 = 100.00%

Precinct 674 - Republican Party - Vote for Five

Precinct	Brian Hall	Bruce Cuff	Cast Votes	Undervotes	Overvotes	Misc write-in votes	Absentee Voting Ballots Cast	Total Ballots Cast	Registered Voters	Turnout Percentage
674	148	267	415	1,417	1	28	373	373	564	66.13%
Totals	148	267	415	1,417	1	28	373	373	564	66.13%

Canvass Results Report

Official

Run Time 9:25 AM

Run Date 06/18/2020

Marion County, Oregon

May 19 2020 Primary Election

5/19/2020

Page 428

Official Results

Registered Voters

81070 of 208283 = 38.92%

Precincts Reporting

123 of 123 = 100.00%

Precinct 676 - No Candidate Filed - Republican Party - Vote for Five

Precinct		Cast Votes	Undervotes	Overvotes	Misc write-in votes	Absentee Voting Ballots Cast	Total Ballots Cast	Registered Voters	Turnout Percentage
676	0	0	1,689	0	51	348	348	603	57.71%
Totals	0	0	1,689	0	51	348	348	603	57.71%

Canvass Results Report

Official

Run Time 9:25 AM

Run Date 06/18/2020

Marion County, Oregon

May 19 2020 Primary Election

5/19/2020

Page 429

Official Results

Registered Voters

81070 of 208283 = 38.92%

Precincts Reporting

123 of 123 = 100.00%

Precinct 677 - No Candidate Filed - Republican Party - Vote for Two

Precinct		Cast Votes	Undervotes	Overvotes	Misc write-in votes	Absentee Voting Ballots Cast	Total Ballots Cast	Registered Voters	Turnout Percentage
677	0	0	175	0	9	92	92	146	63.01%
Totals	0	0	175	0	9	92	92	146	63.01%

Canvass Results Report

Official

Run Time 9:25 AM

Run Date 06/18/2020

Marion County, Oregon

May 19 2020 Primary Election

5/19/2020

Page 430

Official Results

Registered Voters

81070 of 208283 = 38.92%

Precincts Reporting

123 of 123 = 100.00%

Precinct 678 - Republican Party - Vote for Eleven

Precinct	Michael L Williams	Joseph M Lee	Cast Votes	Undervotes	Overvotes	Misc write-in votes	Absentee Voting Ballots Cast	Total Ballots Cast	Registered Voters	Turnout Percentage
678	210	199	409	3,891	1	23	394	394	687	57.35%
Totals	210	199	409	3,891	1	23	394	394	687	57.35%

Canvass Results Report

Official

Run Time 9:25 AM

Run Date 06/18/2020

Marion County, Oregon

May 19 2020 Primary Election

5/19/2020

Page 431

Official Results

Registered Voters

81070 of 208283 = 38.92%

Precincts Reporting

123 of 123 = 100.00%

Precinct 679 - No Candidate Filed - Republican Party - Vote for Five

Precinct		Cast Votes	Undervotes	Overvotes	Misc write-in votes	Absentee Voting Ballots Cast	Total Ballots Cast	Registered Voters	Turnout Percentage
679	0	0	2,046	0	24	414	414	626	66.13%
Totals	0	0	2,046	0	24	414	414	626	66.13%

Canvass Results Report

Official

Run Time 9:25 AM

Run Date 06/18/2020

Marion County, Oregon

May 19 2020 Primary Election

5/19/2020

Page 432

Official Results

Registered Voters

81070 of 208283 = 38.92%

Precincts Reporting

123 of 123 = 100.00%

Precinct 680 - Republican Party - Vote for Two

Precinct	Lisa Farley Scrimenti	Cast Votes	Undervotes	Overvotes	Misc write-in votes	Absentee Voting Ballots Cast	Total Ballots Cast	Registered Voters	Turnout Percentage
680	73	73	228	0	1	151	151	253	59.68%
Totals	73	73	228	0	1	151	151	253	59.68%

Canvass Results Report

Official

Run Time 9:25 AM

Run Date 06/18/2020

Marion County, Oregon

May 19 2020 Primary Election

5/19/2020

Page 433

Official Results

Registered Voters

81070 of 208283 = 38.92%

Precincts Reporting

123 of 123 = 100.00%

Precinct 681 - Republican Party - Vote for Five

Precinct	Wes Butler	Deborah Snow Butler	Susan Bielenberg	Susan Sipes	Sheelah A Hyslop (W)	Cast Votes	Undervotes	Overvotes	Misc write-in votes	Absentee Voting Ballots Cast	Total Ballots Cast	Registered Voters	Turnout Percentage
681	193	185	200	181	3	762	858	0	45	333	333	557	59.78%
Totals	193	185	200	181	3	762	858	0	45	333	333	557	59.78%

Canvass Results Report

Official

Run Time 9:25 AM

Run Date 06/18/2020

Marion County, Oregon

May 19 2020 Primary Election

5/19/2020

Page 434

Official Results

Registered Voters

81070 of 208283 = 38.92%

Precincts Reporting

123 of 123 = 100.00%

Precinct 682 - Republican Party - Vote for Thirteen

Precinct	Justina Herman	Delores D Hathaway	Tammy Mittig	Carol P Leek	Terri Kroeker	Julia Clark	Cast Votes	Undervotes	Overvotes	Misc write-in votes	Absentee Voting Ballots Cast	Total Ballots Cast	Registered Voters	Turnout Percentage
682	315	311	315	315	324	317	1,897	8,750	0	91	826	826	1,304	63.34%
Totals	315	311	315	315	324	317	1,897	8,750	0	91	826	826	1,304	63.34%

Canvass Results Report

Official

Run Time 9:25 AM

Run Date 06/18/2020

Marion County, Oregon

May 19 2020 Primary Election

5/19/2020

Page 435

Official Results

Registered Voters

81070 of 208283 = 38.92%

Precincts Reporting

123 of 123 = 100.00%

Precinct 683 - Republican Party - Vote for Two

Precinct	Cassandra A Larson	Cast Votes	Undervotes	Overvotes	Misc write-in votes	Absentee Voting Ballots Cast	Total Ballots Cast	Registered Voters	Turnout Percentage
683	82	82	169	0	11	131	131	176	74.43%
Totals	82	82	169	0	11	131	131	176	74.43%

Canvass Results Report

Official

Run Time 9:25 AM

Run Date 06/18/2020

Marion County, Oregon

May 19 2020 Primary Election

5/19/2020

Page 436

Official Results

Registered Voters

81070 of 208283 = 38.92%

Precincts Reporting

123 of 123 = 100.00%

Precinct 684 - Republican Party - Vote for Three

Precinct	Michael H Williams	Cast Votes	Undervotes	Overvotes	Misc write-in votes	Absentee Voting Ballots Cast	Total Ballots Cast	Registered Voters	Turnout Percentage
684	108	108	483	0	27	206	206	354	58.19%
Totals	108	108	483	0	27	206	206	354	58.19%

Canvass Results Report

Official

Run Time 9:25 AM

Run Date 06/18/2020

Marion County, Oregon

May 19 2020 Primary Election

5/19/2020

Page 437

Official Results

Registered Voters

81070 of 208283 = 38.92%

Precincts Reporting

123 of 123 = 100.00%

Precinct 686 - Republican Party - Vote for Two

Precinct	Dawn C Frank	Cast Votes	Undervotes	Overvotes	Misc write-in votes	Absentee Voting Ballots Cast	Total Ballots Cast	Registered Voters	Turnout Percentage
686	28	28	86	0	0	57	57	102	55.88%
Totals	28	28	86	0	0	57	57	102	55.88%

Canvass Results Report

Official

Run Time 9:25 AM

Run Date 06/18/2020

Marion County, Oregon

May 19 2020 Primary Election

5/19/2020

Page 438

Official Results

Registered Voters

81070 of 208283 = 38.92%

Precincts Reporting

123 of 123 = 100.00%

Precinct 687 - Republican Party - Vote for Two

Precinct	Sharon G Erb	James L Erb	Cast Votes	Undervotes	Overvotes	Misc write-in votes	Absentee Voting Ballots Cast	Total Ballots Cast	Registered Voters	Turnout Percentage
687	29	27	56	14	0	0	35	35	63	55.56%
Totals	29	27	56	14	0	0	35	35	63	55.56%

Canvass Results Report

Official

Run Time 9:25 AM

Run Date 06/18/2020

Marion County, Oregon

May 19 2020 Primary Election

5/19/2020

Page 439

Official Results

Registered Voters

81070 of 208283 = 38.92%

Precincts Reporting

123 of 123 = 100.00%

Precinct 688 - No Candidate Filed - Republican Party - Vote for Two

Precinct		Cast Votes	Undervotes	Overvotes	Misc write-in votes	Absentee Voting Ballots Cast	Total Ballots Cast	Registered Voters	Turnout Percentage
688	0	0	144	0	0	72	72	140	51.43%
Totals	0	0	144	0	0	72	72	140	51.43%

Canvass Results Report

Official

Run Time 9:25 AM

Run Date 06/18/2020

Marion County, Oregon

May 19 2020 Primary Election

5/19/2020

Page 440

Official Results

Registered Voters

81070 of 208283 = 38.92%

Precincts Reporting

123 of 123 = 100.00%

Precinct 689 - Republican Party - Vote for Two

Precinct	Mary J Wellman	Cast Votes	Undervotes	Overvotes	Misc write-in votes	Absentee Voting Ballots Cast	Total Ballots Cast	Registered Voters	Turnout Percentage
689	0	0	4	0	0	2	2	6	33.33%
Totals	0	0	4	0	0	2	2	6	33.33%

Canvass Results Report

Official

Run Time 9:25 AM

Run Date 06/18/2020

Marion County, Oregon

May 19 2020 Primary Election

5/19/2020

Page 441

Official Results

Registered Voters

81070 of 208283 = 38.92%

Precincts Reporting

123 of 123 = 100.00%

Precinct 690 - Republican Party - Vote for Sixteen

Precinct	Jessica Snook	Teri A Lopes (W)	Cast Votes	Undervotes	Overvotes	Misc write-in votes	Absentee Voting Ballots Cast	Total Ballots Cast	Registered Voters	Turnout Percentage
690	238	0	238	6,460	1	118	427	427	796	53.64%
Totals	238	0	238	6,460	1	118	427	427	796	53.64%

Canvass Results Report

Official

Run Time 9:25 AM

Run Date 06/18/2020

Marion County, Oregon

May 19 2020 Primary Election

5/19/2020

Page 442

Official Results

Registered Voters

81070 of 208283 = 38.92%

Precincts Reporting

123 of 123 = 100.00%

Precinct 691 - Republican Party - Vote for Nineteen

Precinct	Jack L Esp	John Cochran	Cast Votes	Undervotes	Overvotes	Misc write-in votes	Absentee Voting Ballots Cast	Total Ballots Cast	Registered Voters	Turnout Percentage
691	413	337	750	14,764	0	47	819	819	1,337	61.26%
Totals	413	337	750	14,764	0	47	819	819	1,337	61.26%

Canvass Results Report

Official

Run Time 9:25 AM

Run Date 06/18/2020

Marion County, Oregon

May 19 2020 Primary Election

5/19/2020

Page 443

Official Results

Registered Voters

81070 of 208283 = 38.92%

Precincts Reporting

123 of 123 = 100.00%

Precinct 692 - No Candidate Filed - Republican Party - Vote for Two

Precinct		Cast Votes	Undervotes	Overvotes	Misc write-in votes	Absentee Voting Ballots Cast	Total Ballots Cast	Registered Voters	Turnout Percentage
692	0	0	32	0	4	18	18	27	66.67%
Totals	0	0	32	0	4	18	18	27	66.67%

Canvass Results Report

Official

Run Time 9:25 AM

Run Date 06/18/2020

Marion County, Oregon

May 19 2020 Primary Election

5/19/2020

Page 444

Official Results

Registered Voters

81070 of 208283 = 38.92%

Precincts Reporting

123 of 123 = 100.00%

Precinct 694 - Republican Party - Vote for Seven

Precinct	Rebekah A Charlick	Cast Votes	Undervotes	Overvotes	Misc write-in votes	Absentee Voting Ballots Cast	Total Ballots Cast	Registered Voters	Turnout Percentage
694	131	131	1,361	0	20	216	216	386	55.96%
Totals	131	131	1,361	0	20	216	216	386	55.96%

Canvass Results Report

Official

Run Time 9:25 AM

Run Date 06/18/2020

Marion County, Oregon

May 19 2020 Primary Election

5/19/2020

Page 445

Official Results

Registered Voters

81070 of 208283 = 38.92%

Precincts Reporting

123 of 123 = 100.00%

Precinct 696 - Republican Party - Vote for Thirteen

Precinct	Mark A James	Cast Votes	Undervotes	Overvotes	Misc write-in votes	Absentee Voting Ballots Cast	Total Ballots Cast	Registered Voters	Turnout Percentage
696	225	225	4,860	1	76	398	398	677	58.79%
Totals	225	225	4,860	1	76	398	398	677	58.79%

Canvass Results Report

Official

Run Time 9:25 AM

Run Date 06/18/2020

Marion County, Oregon

May 19 2020 Primary Election

5/19/2020

Page 446

Official Results

Registered Voters

81070 of 208283 = 38.92%

Precincts Reporting

123 of 123 = 100.00%

Precinct 697 - Republican Party - Vote for Twelve

Precinct	William Thompson	Carol S Thompson	Mindy Knapp	Lucas Knapp (W)	Cast Votes	Undervotes	Overvotes	Misc write-in votes	Absentee Voting Ballots Cast	Total Ballots Cast	Registered Voters	Turnout Percentage
697	168	162	175	5	510	3,518	0	52	340	340	650	52.31%
Totals	168	162	175	5	510	3,518	0	52	340	340	650	52.31%

Canvass Results Report

Official

Run Time 9:25 AM

Run Date 06/18/2020

Marion County, Oregon

May 19 2020 Primary Election

5/19/2020

Page 447

Official Results

Registered Voters

81070 of 208283 = 38.92%

Precincts Reporting

123 of 123 = 100.00%

Precinct 698 - No Candidate Filed - Republican Party - Vote for Five

Precinct		Cast Votes	Undervotes	Overvotes	Misc write-in votes	Absentee Voting Ballots Cast	Total Ballots Cast	Registered Voters	Turnout Percentage
698	0	0	1,513	0	17	306	306	512	59.77%
Totals	0	0	1,513	0	17	306	306	512	59.77%

Canvass Results Report

Official

Run Time 9:25 AM

Run Date 06/18/2020

Marion County, Oregon

May 19 2020 Primary Election

5/19/2020

Page 448

Official Results

Registered Voters

81070 of 208283 = 38.92%

Precincts Reporting

123 of 123 = 100.00%

Precinct 705 - Republican Party - Vote for Seven

Precinct	Michael Cross	Jose L Gibson (W)	Laurie M Duff (W)	Cast Votes	Undervotes	Overvotes	Misc write-in votes	Absentee Voting Ballots Cast	Total Ballots Cast	Registered Voters	Turnout Percentage
705	233	2	4	239	2,525	0	43	401	401	711	56.40%
Totals	233	2	4	239	2,525	0	43	401	401	711	56.40%

Canvass Results Report

Official

Run Time 9:25 AM

Run Date 06/18/2020

Marion County, Oregon

May 19 2020 Primary Election

5/19/2020

Page 449

Official Results

Registered Voters

81070 of 208283 = 38.92%

Precincts Reporting

123 of 123 = 100.00%

Precinct 715 - Republican Party - Vote for Eleven

Precinct	Kathleen Berry	Tammy Bennett	Bill Miller	Juline K Miller	Larry Purdy	Hannah S Purdy (W)	Cast Votes	Undervotes	Overvotes	Misc write-in votes	Absentee Voting Ballots Cast	Total Ballots Cast	Registered Voters	Turnout Percentage
715	245	239	238	235	245	3	1,205	3,531	1	49	436	436	884	49.32%
Totals	245	239	238	235	245	3	1,205	3,531	1	49	436	436	884	49.32%

Canvass Results Report

Official

Run Time 9:25 AM

Run Date 06/18/2020

Marion County, Oregon

May 19 2020 Primary Election

5/19/2020

Page 450

Official Results

Registered Voters

81070 of 208283 = 38.92%

Precincts Reporting

123 of 123 = 100.00%

Precinct 725 - Republican Party - Vote for Eight

Precinct	Rebecca Jordan	Michael Jordan	Cast Votes	Undervotes	Overvotes	Misc write-in votes	Absentee Voting Ballots Cast	Total Ballots Cast	Registered Voters	Turnout Percentage
725	180	171	351	2,314	1	39	339	339	683	49.63%
Totals	180	171	351	2,314	1	39	339	339	683	49.63%

Canvass Results Report

Official

Run Time 9:25 AM

Run Date 06/18/2020

Marion County, Oregon

May 19 2020 Primary Election

5/19/2020

Page 451

Official Results

Registered Voters

81070 of 208283 = 38.92%

Precincts Reporting

123 of 123 = 100.00%

Precinct 779 - Republican Party - Vote for Four

Precinct	Denyc Boles	Satya Chandragiri	Brent Atkinson	Cast Votes	Undervotes	Overvotes	Misc write-in votes	Absentee Voting Ballots Cast	Total Ballots Cast	Registered Voters	Turnout Percentage
779	169	98	101	368	597	0	23	247	247	430	57.44%
Totals	169	98	101	368	597	0	23	247	247	430	57.44%

Canvass Results Report

Official

Run Time 9:25 AM

Run Date 06/18/2020

Marion County, Oregon

May 19 2020 Primary Election

5/19/2020

Page 452

Official Results

Registered Voters

81070 of 208283 = 38.92%

Precincts Reporting

123 of 123 = 100.00%

Precinct 780 - Republican Party - Vote for Five

Precinct	Sue P Guest	William C Guest III	James A Groux (W)	Jonathan C Groux (W)	Joshua E Groux (W)	Rocco Nordone (W)	Ronda L Grefenson (W)	Cast Votes	Undervotes	Overvotes	Misc write-in votes	Absentee Voting Ballots Cast	Total Ballots Cast	Registered Voters
780	151	152	6	6	4	2	2	323	1,073	0	44	288	288	467
Totals	151	152	6	6	4	2	2	323	1,073	0	44	288	288	467

Canvass Results Report

Official

Run Time 9:25 AM

Run Date 06/18/2020

Marion County, Oregon

May 19 2020 Primary Election

5/19/2020

Page 453

Official Results


Registered Voters

81070 of 208283 = 38.92%

Precincts Reporting

123 of 123 = 100.00%

Precinct 780 - Republican Party - Vote for Five



Precinct	Turnout Percentage
780	61.67%
Totals	61.67%

Canvass Results Report

Official

Run Time 9:25 AM

Run Date 06/18/2020

Marion County, Oregon

May 19 2020 Primary Election

5/19/2020

Page 454

Official Results

Registered Voters

81070 of 208283 = 38.92%

Precincts Reporting

123 of 123 = 100.00%

Precinct 781 - Republican Party - Vote for Three

Precinct	Russell Wilson	Becky Wilson	Cast Votes	Undervotes	Overvotes	Misc write-in votes	Absentee Voting Ballots Cast	Total Ballots Cast	Registered Voters	Turnout Percentage
781	87	90	177	299	0	13	163	163	266	61.28%
Totals	87	90	177	299	0	13	163	163	266	61.28%

Canvass Results Report

Official

Run Time 9:25 AM

Run Date 06/18/2020

Marion County, Oregon

May 19 2020 Primary Election

5/19/2020

Page 455

Official Results

Registered Voters

81070 of 208283 = 38.92%

Precincts Reporting

123 of 123 = 100.00%

Precinct 782 - Republican Party - Vote for Two

Precinct	Jeanette K Gardner	Darlene Atkinson	Cast Votes	Undervotes	Overvotes	Misc write-in votes	Absentee Voting Ballots Cast	Total Ballots Cast	Registered Voters	Turnout Percentage
782	50	48	98	117	0	1	108	108	172	62.79%
Totals	50	48	98	117	0	1	108	108	172	62.79%

Canvass Results Report

Official

Run Time 9:25 AM

Run Date 06/18/2020

Marion County, Oregon

May 19 2020 Primary Election

5/19/2020

Page 456

Official Results

Registered Voters

81070 of 208283 = 38.92%

Precincts Reporting

123 of 123 = 100.00%

Precinct 783 - Republican Party - Vote for Three

Precinct	Pam McClain	Katrina L Adams	Cast Votes	Undervotes	Overvotes	Misc write-in votes	Absentee Voting Ballots Cast	Total Ballots Cast	Registered Voters	Turnout Percentage
783	84	81	165	322	0	11	166	166	295	56.27%
Totals	84	81	165	322	0	11	166	166	295	56.27%

Canvass Results Report

Official

Run Time 9:25 AM

Run Date 06/18/2020

Marion County, Oregon

May 19 2020 Primary Election

5/19/2020

Page 457

Official Results

Registered Voters

81070 of 208283 = 38.92%

Precincts Reporting

123 of 123 = 100.00%

Precinct 784 - No Candidate Filed - Republican Party - Vote for Two

Precinct		Cast Votes	Undervotes	Overvotes	Misc write-in votes	Absentee Voting Ballots Cast	Total Ballots Cast	Registered Voters	Turnout Percentage
784	0	0	86	0	0	43	43	82	52.44%
Totals	0	0	86	0	0	43	43	82	52.44%

Canvass Results Report

Official

Run Time 9:25 AM

Run Date 06/18/2020

Marion County, Oregon

May 19 2020 Primary Election

5/19/2020

Page 458

Official Results

Registered Voters

81070 of 208283 = 38.92%

Precincts Reporting

123 of 123 = 100.00%

Precinct 786 - No Candidate Filed - Republican Party - Vote for Two

Precinct		Cast Votes	Undervotes	Overvotes	Misc write-in votes	Absentee Voting Ballots Cast	Total Ballots Cast	Registered Voters	Turnout Percentage
786	0	0	189	0	15	102	102	180	56.67%
Totals	0	0	189	0	15	102	102	180	56.67%

Canvass Results Report

Official

Run Time 9:25 AM

Run Date 06/18/2020

Marion County, Oregon

May 19 2020 Primary Election

5/19/2020

Page 459

Official Results

Registered Voters

81070 of 208283 = 38.92%

Precincts Reporting

123 of 123 = 100.00%

Precinct 787 - Republican Party - Vote for Twelve

Precinct	Amy J Howell	Ron Mitts	Kenneth Outfleet	Dave Eisenhut	Lori K Davis	Shawna P Young	Susan A Nolan	Mike J Adams	Arlene Alexander (W)	Dave Alexander (W)	Russell A Jones (W)	Cast Votes	Undervotes
787	346	334	332	353	331	334	341	340	7	7	3	2,728	5,976
Totals	346	334	332	353	331	334	341	340	7	7	3	2,728	5,976

Canvass Results Report

Official

Run Time 9:25 AM

Run Date 06/18/2020

Marion County, Oregon

May 19 2020 Primary Election

5/19/2020

Page 460

Official Results

Registered Voters

81070 of 208283 = 38.92%

Precincts Reporting

123 of 123 = 100.00%

Precinct 787 - Republican Party - Vote for Twelve

Precinct	Overvotes	Misc write-in votes	Absentee Voting Ballots Cast	Total Ballots Cast	Registered Voters	Turnout Percentage
787	0	104	734	734	1,281	57.30%
Totals	0	104	734	734	1,281	57.30%

Canvass Results Report

Official

Run Time 9:25 AM

Run Date 06/18/2020

Marion County, Oregon

May 19 2020 Primary Election

5/19/2020

Page 461

Official Results

Registered Voters

81070 of 208283 = 38.92%

Precincts Reporting

123 of 123 = 100.00%

Precinct 788 - Republican Party - Vote for Ten

Precinct	Charlene Perry	Donavon R McCall (W)	Matthew A Stucker (W)	Michael Jordan (W)	Rebecca Jordan (W)	Cast Votes	Undervotes	Overvotes	Misc write-in votes	Absentee Voting Ballots Cast	Total Ballots Cast	Registered Voters	Turnout Percentage
788	292	3	3	3	3	304	5,155	0	21	548	548	948	57.81%
Totals	292	3	3	3	3	304	5,155	0	21	548	548	948	57.81%

Canvass Results Report

Official

Run Time 9:25 AM

Run Date 06/18/2020

Marion County, Oregon

May 19 2020 Primary Election

5/19/2020

Page 462

Official Results

Registered Voters

81070 of 208283 = 38.92%

Precincts Reporting

123 of 123 = 100.00%

Precinct 789 - Republican Party - Vote for Ten

Precinct	Karen Franke	Cast Votes	Undervotes	Overvotes	Misc write-in votes	Absentee Voting Ballots Cast	Total Ballots Cast	Registered Voters	Turnout Percentage
789	292	292	5,204	0	54	555	555	1,028	53.99%
Totals	292	292	5,204	0	54	555	555	1,028	53.99%

Canvass Results Report

Official

Run Time 9:25 AM

Run Date 06/18/2020

Marion County, Oregon

May 19 2020 Primary Election

5/19/2020

Page 463

Official Results

Registered Voters

81070 of 208283 = 38.92%

Precincts Reporting

123 of 123 = 100.00%

Precinct 790 - Republican Party - Vote for Two

Precinct	Marylen Amsberry	Cast Votes	Undervotes	Overvotes	Misc write-in votes	Absentee Voting Ballots Cast	Total Ballots Cast	Registered Voters	Turnout Percentage
790	55	55	99	0	2	78	78	135	57.78%
Totals	55	55	99	0	2	78	78	135	57.78%

Canvass Results Report

Official

Run Time 9:25 AM

Run Date 06/18/2020

Marion County, Oregon

May 19 2020 Primary Election

5/19/2020

Page 464

Official Results

Registered Voters

81070 of 208283 = 38.92%

Precincts Reporting

123 of 123 = 100.00%

Precinct 815 - No Candidate Filed - Republican Party - Vote for Nine

Precinct		Cast Votes	Undervotes	Overvotes	Misc write-in votes	Absentee Voting Ballots Cast	Total Ballots Cast	Registered Voters	Turnout Percentage
815	0	0	2,272	0	32	256	256	457	56.02%
Totals	0	0	2,272	0	32	256	256	457	56.02%

Canvass Results Report

Official

Run Time 9:25 AM

Run Date 06/18/2020

Marion County, Oregon

May 19 2020 Primary Election

5/19/2020

Page 465

Official Results

Registered Voters

81070 of 208283 = 38.92%

Precincts Reporting

123 of 123 = 100.00%

Precinct 825 - No Candidate Filed - Republican Party - Vote for Six

Precinct		Cast Votes	Undervotes	Overvotes	Misc write-in votes	Absentee Voting Ballots Cast	Total Ballots Cast	Registered Voters	Turnout Percentage
825	0	0	685	0	23	118	118	245	48.16%
Totals	0	0	685	0	23	118	118	245	48.16%

Canvass Results Report

Official

Run Time 9:25 AM

Run Date 06/18/2020

Marion County, Oregon

May 19 2020 Primary Election

5/19/2020

Page 466

Official Results

Registered Voters

81070 of 208283 = 38.92%

Precincts Reporting

123 of 123 = 100.00%

Precinct 835 - No Candidate Filed - Republican Party - Vote for Six

Precinct	Benjamin S Fisher (W)	Sabrina-Marie T Fisher (W)	Cast Votes	Undervotes	Overvotes	Misc write-in votes	Absentee Voting Ballots Cast	Total Ballots Cast	Registered Voters	Turnout Percentage
835	2	2	4	1,497	0	29	255	255	388	65.72%
Totals	2	2	4	1,497	0	29	255	255	388	65.72%

Canvass Results Report

Official

Run Time 9:25 AM

Run Date 06/18/2020

Marion County, Oregon

May 19 2020 Primary Election

5/19/2020

Page 467

Official Results

Registered Voters

81070 of 208283 = 38.92%

Precincts Reporting

123 of 123 = 100.00%

Precinct 845 - Republican Party - Vote for Eleven

Precinct	Tony Spigariol	Cast Votes	Undervotes	Overvotes	Misc write-in votes	Absentee Voting Ballots Cast	Total Ballots Cast	Registered Voters	Turnout Percentage
845	259	259	5,339	0	12	510	510	808	63.12%
Totals	259	259	5,339	0	12	510	510	808	63.12%

Canvass Results Report

Official

Run Time 9:25 AM

Run Date 06/18/2020

Marion County, Oregon

May 19 2020 Primary Election

5/19/2020

Page 468

Official Results

Registered Voters

81070 of 208283 = 38.92%

Precincts Reporting

123 of 123 = 100.00%

Precinct 855 - No Candidate Filed - Republican Party - Vote for Nine

Precinct		Cast Votes	Undervotes	Overvotes	Misc write-in votes	Absentee Voting Ballots Cast	Total Ballots Cast	Registered Voters	Turnout Percentage
855	0	0	2,571	0	30	289	289	468	61.75%
Totals	0	0	2,571	0	30	289	289	468	61.75%

Canvass Results Report

Official

Run Time 9:25 AM

Run Date 06/18/2020

Marion County, Oregon

May 19 2020 Primary Election

5/19/2020

Page 469

Official Results

Registered Voters

81070 of 208283 = 38.92%

Precincts Reporting

123 of 123 = 100.00%

Precinct 865 - No Candidate Filed - Republican Party - Vote for Six

Precinct		Cast Votes	Undervotes	Overvotes	Misc write-in votes	Absentee Voting Ballots Cast	Total Ballots Cast	Registered Voters	Turnout Percentage
865	0	0	767	0	7	129	129	242	53.31%
Totals	0	0	767	0	7	129	129	242	53.31%

Canvass Results Report

Official

Run Time 9:25 AM

Run Date 06/18/2020

Marion County, Oregon

May 19 2020 Primary Election

5/19/2020

Page 470

Official Results

Registered Voters

81070 of 208283 = 38.92%

Precincts Reporting

123 of 123 = 100.00%

Precinct 905 - No Candidate Filed - Republican Party - Vote for Two

Precinct		Cast Votes	Undervotes	Overvotes	Misc write-in votes	Absentee Voting Ballots Cast	Total Ballots Cast	Registered Voters	Turnout Percentage
905	0	0	67	0	9	38	38	61	62.30%
Totals	0	0	67	0	9	38	38	61	62.30%

Canvass Results Report

Official

Run Time 9:25 AM

Run Date 06/18/2020

Marion County, Oregon

May 19 2020 Primary Election

5/19/2020

Page 471

Official Results

Registered Voters

81070 of 208283 = 38.92%

Precincts Reporting

123 of 123 = 100.00%

Precinct 915 - No Candidate Filed - Republican Party - Vote for Two

Precinct		Cast Votes	Undervotes	Overvotes	Misc write-in votes	Absentee Voting Ballots Cast	Total Ballots Cast	Registered Voters	Turnout Percentage
915	0	0	111	0	13	62	62	105	59.05%
Totals	0	0	111	0	13	62	62	105	59.05%

Canvass Results Report

Official

Run Time 9:25 AM

Run Date 06/18/2020

Marion County, Oregon

May 19 2020 Primary Election

5/19/2020

Page 472

Official Results

Registered Voters

81070 of 208283 = 38.92%

Precincts Reporting

123 of 123 = 100.00%

Precinct 925 - No Candidate Filed - Republican Party - Vote for Two

Precinct		Cast Votes	Undervotes	Overvotes	Misc write-in votes	Absentee Voting Ballots Cast	Total Ballots Cast	Registered Voters	Turnout Percentage
925	0	0	55	0	11	33	33	63	52.38%
Totals	0	0	55	0	11	33	33	63	52.38%

Canvass Results Report

Official

Run Time 9:25 AM

Run Date 06/18/2020

Marion County, Oregon

May 19 2020 Primary Election

5/19/2020

Page 473

Official Results

Registered Voters

81070 of 208283 = 38.92%

Precincts Reporting

123 of 123 = 100.00%

Precinct 935 - No Candidate Filed - Republican Party - Vote for Two

Precinct		Cast Votes	Undervotes	Overvotes	Misc write-in votes	Absentee Voting Ballots Cast	Total Ballots Cast	Registered Voters	Turnout Percentage
935	0	0	22	0	4	13	13	20	65.00%
Totals	0	0	22	0	4	13	13	20	65.00%

Canvass Results Report

Official

Run Time 9:25 AM

Run Date 06/18/2020

Marion County, Oregon

May 19 2020 Primary Election

5/19/2020

Page 474

Official Results

Registered Voters

81070 of 208283 = 38.92%

Precincts Reporting

123 of 123 = 100.00%

Precinct 981 - No Candidate Filed - Republican Party - Vote for Two

Precinct		Cast Votes	Undervotes	Overvotes	Misc write-in votes	Absentee Voting Ballots Cast	Total Ballots Cast	Registered Voters	Turnout Percentage
981	0	0	171	0	7	89	89	133	66.92%
Totals	0	0	171	0	7	89	89	133	66.92%

Canvass Results Report

Official

Run Time 9:25 AM

Run Date 06/18/2020

Marion County, Oregon

May 19 2020 Primary Election

5/19/2020

Page 475

Official Results

Registered Voters

81070 of 208283 = 38.92%

Precincts Reporting

123 of 123 = 100.00%

24-441: Two-Year Local Option Tax to Fund Emergency Service Operations - Nonpartisan Party

Precinct	Yes	No	Cast Votes	Undervotes	Overvotes	Misc write-in votes	Absentee Voting Ballots Cast	Total Ballots Cast	Registered Voters	Turnout Percentage
401	565	675	1,240	80	0	0	1,320	1,320	2,784	47.41%
577	89	150	239	13	0	0	252	252	546	46.15%
579	37	60	97	8	0	0	105	105	206	50.97%
582	59	67	126	5	0	0	131	131	401	32.67%
583	76	157	233	25	0	0	258	258	563	45.83%
584	6	3	9	0	0	0	9	9	35	25.71%
586	88	190	278	25	0	0	303	303	688	44.04%
587	23	43	66	2	0	0	68	68	136	50.00%
588	8	28	36	4	0	0	40	40	209	19.14%
677	66	88	154	22	0	0	176	176	399	44.11%
678	450	448	898	58	0	0	956	956	2,846	33.59%
679	53	90	143	9	0	0	152	152	282	53.90%
680	69	130	199	21	0	0	220	220	487	45.17%
682	523	946	1,469	104	0	0	1,573	1,573	3,275	48.03%
683	3	9	12	0	0	0	12	12	35	34.29%
686	10	20	30	4	0	0	34	34	77	44.16%
688	33	84	117	10	0	0	127	127	298	42.62%
689	2	3	5	0	0	0	5	5	14	35.71%
690	519	475	994	70	0	0	1,064	1,064	3,854	27.61%
691	826	889	1,715	94	1	0	1,810	1,810	4,943	36.62%

Canvass Results Report

Official

Run Time 9:25 AM

Run Date 06/18/2020

Marion County, Oregon

May 19 2020 Primary Election

5/19/2020

Page 476

Official Results

Registered Voters

81070 of 208283 = 38.92%

Precincts Reporting

123 of 123 = 100.00%

24-441: Two-Year Local Option Tax to Fund Emergency Service Operations - Nonpartisan Party

Precinct	Yes	No	Cast Votes	Undervotes	Overvotes	Misc write-in votes	Absentee Voting Ballots Cast	Total Ballots Cast	Registered Voters	Turnout Percentage
692	11	14	25	3	0	0	28	28	52	53.85%
694	213	258	471	32	0	0	503	503	1,789	28.12%
696	512	481	993	73	0	0	1,066	1,066	3,315	32.16%
697	407	446	853	55	1	0	909	909	3,074	29.57%
787	116	130	246	16	0	0	262	262	528	49.62%
Totals	4,764	5,884	10,648	733	2	0	11,383	11,383	30,836	36.91%

Canvass Results Report

Official

Run Time 9:25 AM

Run Date 06/18/2020

Marion County, Oregon

May 19 2020 Primary Election

5/19/2020

Page 477

Official Results

Registered Voters

81070 of 208283 = 38.92%

Precincts Reporting

123 of 123 = 100.00%

24-443: Adopt an amendment to the Charter clarifying residency. - Nonpartisan Party

Precinct	Yes	No	Cast Votes	Undervotes	Overvotes	Misc write-in votes	Absentee Voting Ballots Cast	Total Ballots Cast	Registered Voters	Turnout Percentage
925	32	42	74	6	0	0	80	80	185	43.24%
Totals	32	42	74	6	0	0	80	80	185	43.24%

Canvass Results Report

Official

Run Time 9:25 AM

Run Date 06/18/2020

Marion County, Oregon

May 19 2020 Primary Election

5/19/2020

Page 478

Official Results

Registered Voters

81070 of 208283 = 38.92%

Precincts Reporting

123 of 123 = 100.00%

24-442: Five Year Local Option Tax for Library, Pool, Parks Support - Nonpartisan Party

Precinct	Yes	No	Cast Votes	Undervotes	Overvotes	Misc write-in votes	Absentee Voting Ballots Cast	Total Ballots Cast	Registered Voters	Turnout Percentage
655	1,021	1,147	2,168	51	1	0	2,220	2,220	5,416	40.99%
Totals	1,021	1,147	2,168	51	1	0	2,220	2,220	5,416	40.99%

Canvass Results Report

Official

Run Time 9:25 AM

Run Date 06/18/2020

Marion County, Oregon

May 19 2020 Primary Election

5/19/2020

Page 479

Official Results

Registered Voters

81070 of 208283 = 38.92%

Precincts Reporting

123 of 123 = 100.00%

24-444: Local Option Levy to Maintain Fire & Medical Emergency Response - Nonpartisan Party

Precinct	Yes	No	Cast Votes	Undervotes	Overvotes	Misc write-in votes	Absentee Voting Ballots Cast	Total Ballots Cast	Registered Voters	Turnout Percentage
535	394	239	633	27	0	0	660	660	1,909	34.57%
581	151	108	259	15	0	0	274	274	753	36.39%
Totals	545	347	892	42	0	0	934	934	2,662	35.09%

Canvass Results Report

Official

Run Time 9:25 AM

Run Date 06/18/2020

Marion County, Oregon

May 19 2020 Primary Election

5/19/2020

Page 480

Official Results

Registered Voters

81070 of 208283 = 38.92%

Precincts Reporting

123 of 123 = 100.00%

24-446: Five-Year Local Option Tax for General Operations - Nonpartisan Party

Precinct	Yes	No	Cast Votes	Undervotes	Overvotes	Misc write-in votes	Absentee Voting Ballots Cast	Total Ballots Cast	Registered Voters	Turnout Percentage
655	1,001	1,148	2,149	71	0	0	2,220	2,220	5,416	40.99%
674	212	319	531	29	0	0	560	560	1,237	45.27%
786	0	3	3	0	0	0	3	3	10	30.00%
789	89	157	246	27	0	0	273	273	1,698	16.08%
790	46	56	102	9	0	0	111	111	315	35.24%
981	15	42	57	8	0	0	65	65	135	48.15%
Totals	1,363	1,725	3,088	144	0	0	3,232	3,232	8,811	36.68%

Canvass Results Report

Official

Run Time 9:25 AM

Run Date 06/18/2020

Marion County, Oregon

May 19 2020 Primary Election

5/19/2020

Page 481

Official Results

Registered Voters

81070 of 208283 = 38.92%

Precincts Reporting

123 of 123 = 100.00%

*** End of report ***