

MARION COUNTY FY 2011-12 BUDGET
GENERAL FUND

GENERAL FUND

The General Fund is allocated to seven departments plus non-departmental activities that are covered individually in another section of this book. The departments are Assessor's Office, County Clerk's Office, District Attorney's Office, Justice Courts, Juvenile Department, Sheriff's Office, and Treasurer's Office. The Clerk, District Attorney, Juvenile, and Sheriff also have other funds that support their operations. The general fund is also allocated to all or part of twenty-nine programs in the seven departments, and a non-departmental program. There will be no discussion in this section of the department or program budgets funded with General Fund resources, as these funds are accounted for in other sections of this book.

The General Fund is used to account for all activities for which specific types of funds are not required. The General Fund is one of the largest funds within the county. The General Fund FY 11-12 budget is \$77,007,416, a \$807,168 decrease, or slightly more than 1%, from FY 10-11.

The General Fund supports the following:

- public safety (District Attorney, Justice Courts, Juvenile, Sheriff)
- general government (Assessor, County Clerk, Treasurer)
- non-department activities which support all departments
- transfers to other funds and departments

Resources

Property Taxes

In Oregon, property taxes are collected by the county and distributed to each taxing district (schools, cities, county fire districts, special districts, etc.). The Oregon constitution limits the amount of property value subject to taxation. The value limit is called the maximum assessed value (MAV). An increase in MAV is limited to three percent annually unless changes have been made to the property being taxed. Taxes may increase by more than three percent through voter approved ballot measures. Taxes can also increase or decrease due to other changes, such as the amount a district needs to pay for voter approved bonded debt or property annexations.

Property taxes are placed on the tax roll in the form of a rate per \$1,000 of assessed value. In most cases, the taxes for operations are the permanent rate limits certified by the districts. Marion County's permanent property tax levy limit is \$3.0252 per \$1,000 of assessed value.

FY 11-12 estimated property tax collections for Marion County total \$56,066,615. The total is comprised of \$54,616,615 current taxes and \$1,450,000 collection of prior years' delinquent taxes. Current year property tax revenue is projected to be up 2.4 percent in FY 11-12; collection of current year assessments and prior year delinquencies combined increase 2.5%. The former percent increase was recommended by the Council of Economic Advisors after review of the assessor's tax data.

The annual growth of property tax revenue including prior year assessments collected in the current year is shown below.

FY 02-03 Actual	FY 03-04 Actual	FY 04-05 Actual	FY 05-06 Actual	FY 06-07 Actual	FY 07-08 Actual	FY 08-09 Actual	FY 09-10 Actual	FY 10-11 Budget	FY 11-12 Budget
38,634,913	40,388,495	41,641,587	44,827,541	47,173,996	49,282,766	51,133,057	53,423,177	54,688,401	56,066,615
3.6%	4.5%	3.1%	7.7%	5.2%	4.5%	3.8%	4.5%	2.4%	2.5%

MARION COUNTY FY 2011-12 BUDGET GENERAL FUND

Secure Rural Schools Title I (formerly Federal O&C Land – Title I)

This revenue was formerly Bureau of Land Management revenue earned on national forest and public domain lands under the Oregon and California (“O&C”) land grants program. The revenue was derived from collection of forest reserve rentals, sales of timber, and other sources from forest reserves within Marion County. The funds are now appropriated and distributed under Federal Title I of the Secure Rural Schools and Community Self-Determination Act. The FY 11-12 revenue estimate of \$638,320 is the amount of the final year of a five-year federal appropriation annual step-down.

Chapter 530 Forest Rehabilitation

The revenue refers to ORS Chapter 530 regarding acquisition and development of state forests. Revenues generated from timber sales on lands acquired by the state at no cost, or acquired from counties, in Marion County’s district are distributed to the county, county school fund, and taxing districts on which the lands are situated. The basis of revenue is primarily state estimates based on planned board feet of timber to be harvested, which varies considerably from year-to-year depending on state forestry work plans which are subject to change.

State Oregon Liquor Control Commission (OLCC) – General

Oregon State distributes OLCC funds to local governments as state shared revenue. The FY 11-12 estimate of \$1,098,972 is twelve percent (12%) less than the current FY 10-11 estimate and the FY 09-10 actual. The FY 10-11 budget is believed to be overstated and is not useful for year-to-year comparisons.

Assessment and Taxation Apportionment

The revenue source is a county assessment funding assistance state grant to counties under Oregon statute. The percentage to be paid to each county is the ratio of all state certified (i.e., adopted) budget of the Assessor’s Office plus the Board of Property Tax Appeals in the County Clerk’s Office expenditures to the total of all expenditures of all counties for the same purposes. However, the pool of state revenue available to distribute to counties may also be adjusted by the state. The state has lowered total available grant funds in recent years, resulting in a lower grant in the face of an increased budget. The FY 11-12 revenue estimate of \$1,188,000 is a decrease from the current FY 10-11 estimate of \$1,320,000.

County Clerk Recording Fees

Fees are established by state statute for recording documents at the offices of county clerks. Recording revenue is highly dependent on the level of activity in the real estate and mortgage markets, particularly home and home loan markets. The Council of Economic Advisors advised that an increase in the FY 11-12 revenue estimate was in order. The recommended revenue is \$1,350,000 which is slightly higher than the current FY 10-11 estimate.

Investment Interest

The primary portion of this revenue category is interest earnings from investment of public funds in the state investment pool and corporate securities. All funds are eligible for investment interest. A portion of this revenue is derived from an investment fee that is assessed from other funds for management of their investments. Earnings are a function of cash flow and rates, of which the latter have substantially decreased recently. The FY 11-12 revenue estimate of \$476,800 assumes a continuation of low rates in the state investment pool.

Net Working Capital

Net working capital is a substantial part of the general fund. Net working capital is the unexpended balance, or savings, of a fund after the end of a fiscal year that carries over into the following fiscal year as a resource. Net working capital of \$7,289,114 budgeted for FY 11-12 is very slightly higher than the current year.

MARION COUNTY FY 2011-12 BUDGET
GENERAL FUND

Marion County - Budget - Income Summary

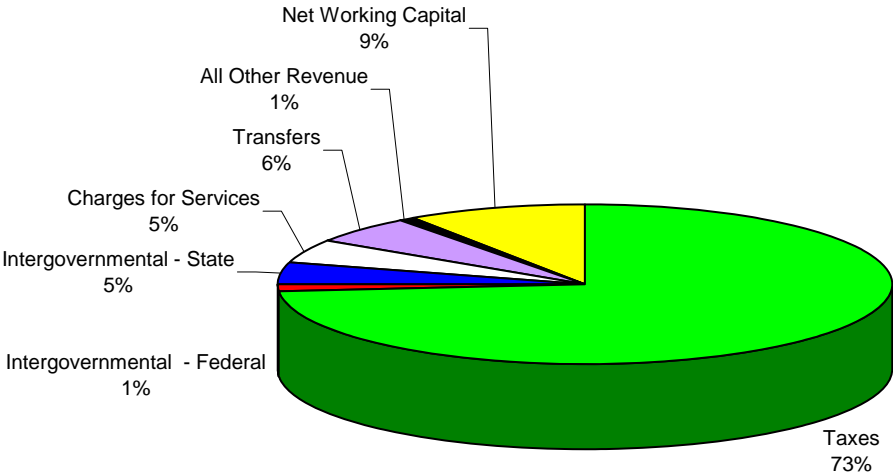
100 - General Fund

FY 2011-12

	FY 08-09 ACTUAL	FY 09-10 ACTUAL	FY 10-11 BUDGET	FY 11-12 PROPOSED	FY 11-12 APPROVED	FY 11-12 ADOPTED
RESOURCES						
Taxes	51,642,142	53,987,816	55,172,401	56,584,615	56,584,615	56,584,615
Licenses and Permits	61,300	57,350	60,000	60,000	60,000	60,000
Intergovernmental Federal	1,904,180	1,657,721	1,425,968	1,111,728	1,111,728	1,111,728
Intergovernmental State	3,909,674	4,004,343	4,617,884	3,584,641	3,584,641	3,584,641
Charges for Services	3,316,433	3,597,778	3,902,042	3,428,240	3,428,240	3,428,240
Fines and Forfeitures	194,102	231,284	213,973	213,973	213,973	213,973
Interest	850,497	596,400	630,000	476,800	476,800	476,800
Other Revenues	287	2,505	0	0	0	0
General Fund Transfers	0	0	0	0	0	0
Other Fund Transfers	4,603,149	4,221,837	4,532,118	4,258,305	4,258,305	4,258,305
Settlements	0	4,186	0	0	0	0
Financing Proceeds	1,400,000	0	0	0	0	0
Net Working Capital	11,277,134	7,367,914	7,260,198	7,289,114	7,289,114	7,289,114
TOTAL RESOURCES	79,158,897	75,729,133	77,814,584	77,007,416	77,007,416	77,007,416
REQUIREMENTS						
BY DEPARTMENT						
DPT 15 Treasurer's Office	368,688	395,295	433,794	440,816	440,816	440,816
DPT 16 Assessor's Office	5,829,642	5,370,251	5,599,655	5,626,284	5,626,284	5,626,284
DPT 17 Justice Courts	763,553	799,264	811,333	830,443	830,443	830,443
DPT 18 Clerk's Office	2,694,354	2,320,923	2,543,452	2,658,484	2,658,484	2,658,484
DPT 31 Sheriff's Office	32,301,967	31,095,152	33,325,966	34,393,985	34,393,985	34,393,985
DPT 35 Juvenile	8,899,778	8,498,983	9,005,117	9,261,788	9,261,788	9,261,788
DPT 38 District Attorney's Office	7,348,043	7,205,533	7,373,202	7,438,812	7,438,812	7,438,812
DPT 70 Non Departmental Operations	13,584,959	12,477,572	12,648,800	12,173,274	12,173,274	12,173,274
<i>Materials and Services</i>	<i>1,253,939</i>	<i>827,053</i>	<i>1,309,234</i>	<i>1,130,730</i>	<i>1,130,730</i>	<i>1,130,730</i>
<i>Administrative Charges</i>	<i>910,790</i>	<i>910,159</i>	<i>1,006,474</i>	<i>718,168</i>	<i>718,168</i>	<i>718,168</i>
<i>Capital Outlay</i>	<i>62,364</i>	<i>0</i>	<i>0</i>	<i>0</i>	<i>0</i>	<i>0</i>
<i>Debt Service Principal</i>	<i>0</i>	<i>280,000</i>	<i>280,000</i>	<i>280,000</i>	<i>280,000</i>	<i>280,000</i>
<i>Debt Service Interest</i>	<i>15,226</i>	<i>24,412</i>	<i>60,000</i>	<i>25,000</i>	<i>25,000</i>	<i>25,000</i>
<i>Transfers Out</i>	<i>11,342,639</i>	<i>10,435,948</i>	<i>9,993,092</i>	<i>10,019,376</i>	<i>10,019,376</i>	<i>10,019,376</i>
Contingency	0	0	719,469	697,183	697,183	697,183
Ending Fund Balance	0	0	5,353,796	3,486,347	3,486,347	3,486,347
TOTAL REQUIREMENTS	71,790,983	68,162,973	77,814,584	77,007,416	77,007,416	77,007,416
BY CATEGORY						
Personal Services	42,232,735	40,072,071	42,401,729	43,671,637	43,671,637	43,671,637
Materials and Services	8,904,915	8,134,109	9,138,778	10,218,417	10,218,417	10,218,417
Administrative Charges	9,174,338	9,149,663	9,862,420	8,609,456	8,609,456	8,609,456
Capital Outlay	121,130	66,770	5,300	0	0	0
Debt Service Principal	0	280,000	280,000	280,000	280,000	280,000
Debt Service Interest	15,226	24,412	60,000	25,000	25,000	25,000
Transfers Out	11,342,639	10,435,948	9,993,092	10,019,376	10,019,376	10,019,376
Contingency	0	0	719,469	697,183	697,183	697,183
Ending Fund Balance	0	0	5,353,796	3,486,347	3,486,347	3,486,347
TOTAL REQUIREMENTS	71,790,983	68,162,973	77,814,584	77,007,416	77,007,416	77,007,416
GRAND NET TOTAL	7,367,914	7,566,160	0	0	0	0

MARION COUNTY FY 2011-12 BUDGET
GENERAL FUND

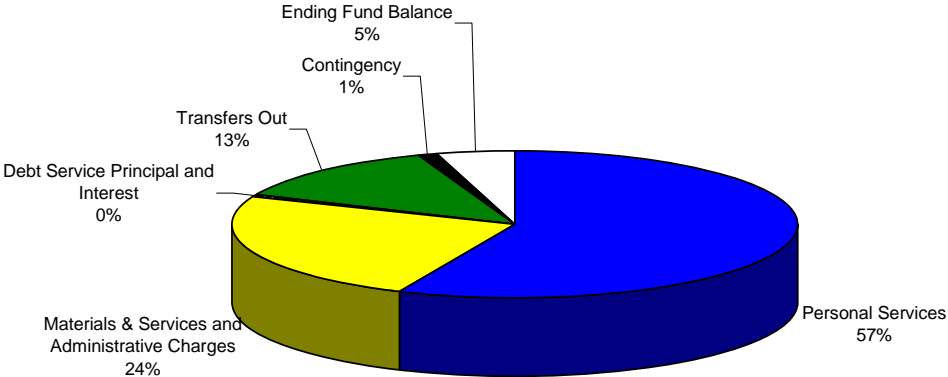
General Fund Resources FY 2011-12



Taxes	\$56,584,615
Intergovernmental - Federal	1,111,728
Intergovernmental - State	3,584,641
Charges for Services	3,488,240
Transfers	4,258,305
All Other Revenue	690,773
Net Working Capital	7,289,114
	\$77,007,416

MARION COUNTY FY 2011-12 BUDGET
GENERAL FUND

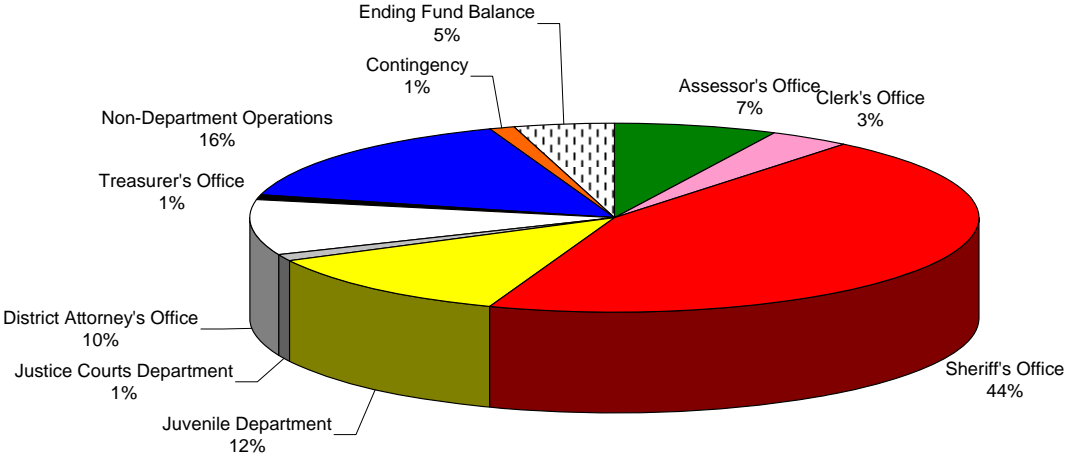
**General Fund Requirements by Category
FY 2011-12**



[rounded to the nearest whole percent]

MARION COUNTY FY 2011-12 BUDGET
GENERAL FUND

General Fund Requirements by Department
FY 2011-12

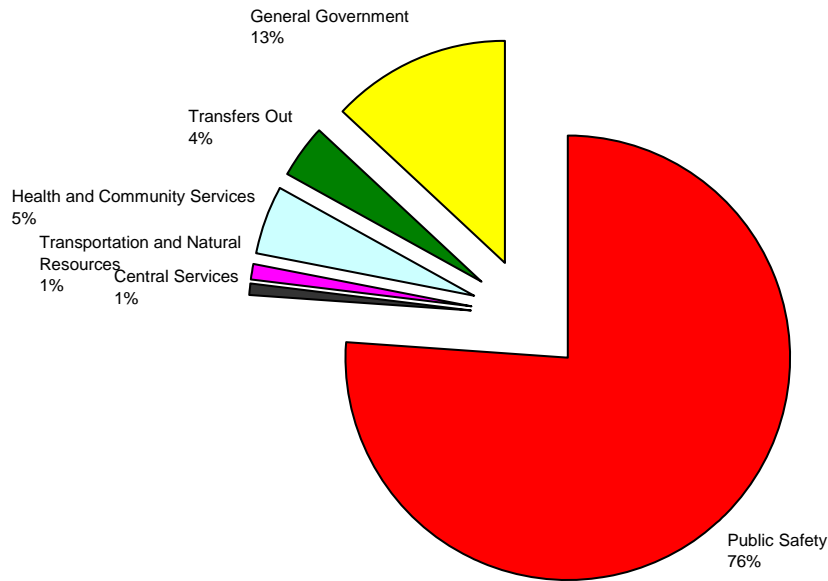


MARION COUNTY FY 2011-12 BUDGET
GENERAL FUND

Allocation to Service Areas

Seventy-six percent of the General Fund allocation to departments is to the public safety service area.

General Fund Allocation to Operations Service Areas



The total amount allocated as shown in the pie chart format does not include contingency and ending fund balance, which are not appropriated for specific operations, and non-departmental activities such as debt service that are not part of any department's operating budget.

GENERAL FUNDS RESOURCES AND REQUIREMENTS DETAIL

The following pages present General Fund resources and requirements line item detail.

MARION COUNTY FY 2011-12 BUDGET
GENERAL FUND

Marion County - Budget - Requirements

	By Fund FY 2011-12					
	FY 08-09 ACTUAL	FY 09-10 ACTUAL	FY 10-11 BUDGET	FY 11-12 PROPOSED	FY 11-12 APPROVED	FY 11-12 ADOPTED
FND 100 General Fund						
Personal Services						
Salaries and Wages						
511110 Regular Wages	21,600,415	21,286,630	26,401,933	26,507,997	26,507,997	26,507,997
511120 Temporary Wages	973,184	483,578	718,449	621,622	621,622	621,622
511130 Vacation Pay	1,380,887	1,399,652	0	0	0	0
511140 Sick Pay	895,380	909,392	0	0	0	0
511150 Holiday Pay	1,091,924	1,095,557	0	0	0	0
511160 Comp Time Pay	175,688	71,510	60,066	59,715	59,715	59,715
511180 Differential Pay	10,297	8,252	14,138	14,226	14,226	14,226
511210 Compensation Credits	1,144,014	1,063,899	1,063,076	1,048,729	1,048,729	1,048,729
511220 Pager Pay	35,023	33,311	36,784	24,580	24,580	24,580
511240 Leave Payoff	100,276	92,956	28,121	21,556	21,556	21,556
511250 Training Pay	105	2,544	0	30,811	30,811	30,811
511260 Election Workers	76,337	45,899	60,000	74,000	74,000	74,000
511270 Leadworker Pay	5,569	1,052	0	0	0	0
511280 Cell Phone Pay	903	903	0	0	0	0
511290 Health Insurance Waiver Pay	0	4,128	8,100	4,860	4,860	4,860
511410 Straight Pay	24,747	35,308	40,007	40,007	40,007	40,007
511420 Premium Pay	1,611,838	1,226,462	1,224,199	1,273,164	1,273,164	1,273,164
511430 Court Time	83,820	104,133	102,008	101,500	101,500	101,500
511450 Premium Pay Temps	21,606	1,593	0	0	0	0
511470 Extra Duty Contract Pay	0	(2,937)	0	0	0	0
511930 Clothing Allowance	6,470	10,000	9,713	9,621	9,621	9,621
Total Salaries and Wages	29,238,484	27,873,821	29,766,594	29,832,388	29,832,388	29,832,388
Fringe Benefits						
512010 Fringe Benefits Budget Only	0	0	8,174	8,610	8,610	8,610
512110 PERS	3,161,423	2,299,690	2,417,740	3,521,498	3,521,498	3,521,498
512120 401K	218,567	212,500	220,917	213,225	213,225	213,225
512130 PERS Debt Service	1,171,775	1,291,343	961,275	1,256,731	1,256,731	1,256,731
512140 PERS Rate Subsidy	0	0	0	(768,637)	(768,637)	(768,637)
512200 FICA	2,219,214	2,109,308	2,130,991	2,136,505	2,136,505	2,136,505
512310 Medical Insurance	5,234,809	5,298,328	5,840,091	6,341,701	6,341,701	6,341,701
512320 Dental Insurance	615,491	614,563	652,587	709,237	709,237	709,237
512330 Group Term Life Insurance	96,617	92,799	82,735	78,772	78,772	78,772
512340 Long Term Disability Insurance	73,728	97,548	163,798	166,861	166,861	166,861
512400 Unemployment Insurance	117,387	111,826	109,861	129,538	129,538	129,538
512520 Workers Comp Insurance	13,311	12,061	14,663	14,358	14,358	14,358
512600 Wellness Program	18,771	17,882	18,379	18,247	18,247	18,247

MARION COUNTY FY 2011-12 BUDGET
GENERAL FUND

	FY 08-09 ACTUAL	FY 09-10 ACTUAL	FY 10-11 BUDGET	FY 11-12 PROPOSED	FY 11-12 APPROVED	FY 11-12 ADOPTED
512700 County HSA Contributions	43,102	29,912	0	0	0	0
Total Fringe Benefits	12,994,252	12,198,250	12,635,135	13,839,249	13,839,249	13,839,249
Total Personal Services	42,232,736	40,072,071	42,401,729	43,671,637	43,671,637	43,671,637
Materials and Services						
Supplies						
521010 Office Supplies	152,147	146,322	178,526	141,063	141,063	141,063
521030 Field Supplies	40,369	53,861	96,491	103,791	103,791	103,791
521040 Institutional Supplies	195,996	207,395	195,288	197,723	197,723	197,723
521050 Janitorial Supplies	47,613	40,714	55,589	58,550	58,550	58,550
521070 Departmental Supplies	89,969	65,962	85,165	88,465	88,465	88,465
521080 Food Supplies	6,503	6,770	7,560	6,990	6,990	6,990
521090 Uniforms and Clothing	109,647	84,038	111,398	79,515	79,515	79,515
521100 Medical Supplies	31,093	45,070	34,250	39,235	39,235	39,235
521110 First Aid Supplies	2,624	1,079	2,800	2,050	2,050	2,050
521120 Drugs	238,551	279,433	310,000	220,000	220,000	220,000
521140 Vaccines	220	0	500	564	564	564
521170 Educational Supplies	6,035	3,712	5,150	3,800	3,800	3,800
521190 Publications	8,025	13,928	13,004	9,850	9,850	9,850
521210 Gasoline	284,289	259,901	341,390	374,137	374,137	374,137
521220 Diesel	14,930	18,851	23,800	28,200	28,200	28,200
521230 Propane	110	72	100	50	50	50
521240 Automotive Supplies	1,312	917	1,200	1,200	1,200	1,200
521290 Country Porch Sales	0	64	0	0	0	0
521300 Safety Clothing	2,274	8,133	4,500	4,450	4,450	4,450
521310 Safety Equipment	0	6,263	1,000	1,000	1,000	1,000
Total Supplies	1,231,707	1,242,487	1,467,711	1,360,633	1,360,633	1,360,633
Materials						
522020 Crushed Rock	459	1,781	3,000	1,800	1,800	1,800
522060 Sign Materials	5,567	174	3,704	250	250	250
522080 Building Materials	351	3,457	3,000	0	0	0
522100 Parts	1,442	7,144	4,020	4,345	4,345	4,345
522140 Small Tools	726	1,129	1,500	1,200	1,200	1,200
522150 Small Office Equipment	38,575	42,869	38,295	37,750	37,750	37,750
522160 Small Departmental Equipment	47,095	59,906	35,070	40,446	40,446	40,446
522170 Computers Non Capital	65,188	24,219	29,240	32,450	32,450	32,450
522180 Software	41,143	4,062	12,378	8,035	8,035	8,035
Total Materials	200,547	144,740	130,207	126,276	126,276	126,276
Communications						
523010 Telephone Equipment	81,457	79,480	80,204	10,895	10,895	10,895
523020 Phone and Communication Svcs	0	0	0	49,750	49,750	49,750
523040 Data Connections	59,502	53,108	56,823	55,838	55,838	55,838
523050 Postage	206,541	170,860	224,405	137,450	137,450	137,450
523060 Cellular Phones	92,776	97,382	107,344	107,657	107,657	107,657

MARION COUNTY FY 2011-12 BUDGET
GENERAL FUND

	FY 08-09 ACTUAL	FY 09-10 ACTUAL	FY 10-11 BUDGET	FY 11-12 PROPOSED	FY 11-12 APPROVED	FY 11-12 ADOPTED
523090 Long Distance Charges	0	0	0	100	100	100
523100 Radios and Accessories	19,865	640	23,589	19,989	19,989	19,989
Total Communications	461,807	403,054	495,643	383,179	383,179	383,179
Utilities						
524010 Electricity	16,891	16,259	19,650	1,210,754	1,210,754	1,210,754
524040 Natural Gas	5,497	199	5,286	4,006	4,006	4,006
524050 Water	1,957	1,229	1,662	450	450	450
524090 Garbage Disposal and Recycling	2,252	2,364	2,190	2,130	2,130	2,130
Total Utilities	26,598	20,051	28,788	1,217,340	1,217,340	1,217,340
Contracted Services						
525110 Consulting Services	256,345	167	276,260	0	0	0
525155 Credit Card Fees	40	25	0	0	0	0
525156 Bank Services	39,404	60,360	75,595	70,095	70,095	70,095
525158 Armored Car Services	38,940	27,129	33,000	31,500	31,500	31,500
525175 Temporary Staffing	9,443	7,965	11,000	10,000	10,000	10,000
525210 Medical Services	323,213	437,625	404,396	363,040	363,040	363,040
525215 Dental Services	0	0	0	40,000	40,000	40,000
525220 Hospital Services	286,162	166,730	180,000	180,000	180,000	180,000
525225 Ambulance Services	6,433	19,893	20,000	27,000	27,000	27,000
525235 Laboratory Services	23,094	19,936	25,165	24,430	24,430	24,430
525240 XRay Services	9,136	7,955	10,200	10,100	10,100	10,100
525245 Autopsy Services	0	0	1,000	1,000	1,000	1,000
525263 Prevention Education Services	30	0	0	0	0	0
525310 Laundry Services	31,339	27,068	26,000	32,000	32,000	32,000
525320 Food Services	1,222,708	1,158,189	1,157,195	1,211,312	1,211,312	1,211,312
525330 Transportation Services	4,651	790	2,800	2,400	2,400	2,400
525340 Counseling and Mentoring Svcs	1,030	0	480	1,600	1,600	1,600
525350 Janitorial Services	10,260	10,430	7,128	8,748	8,748	8,748
525410 Dispatch Services	863,414	852,619	892,728	933,535	933,535	933,535
525420 Regional Area Info Network	21,416	23,536	17,469	12,969	12,969	12,969
525430 Programming and Data Services	0	0	0	10,000	10,000	10,000
525440 Client Assistance	2,517	2,879	6,380	7,000	7,000	7,000
525450 Subscription Services	0	970	3,308	5,908	5,908	5,908
525510 Legal Services	81,104	65,546	65,824	63,024	63,024	63,024
525515 Polygraph Services	0	26	0	0	0	0
525540 Witnesses	40,342	44,840	48,095	50,550	50,550	50,550
525541 Witness Mileage Reimbursement	0	3,166	5,000	5,575	5,575	5,575
525550 Court Services	978	663	200	200	200	200
525555 Security Services	2,385	16,955	18,395	18,866	18,866	18,866
525630 Insurance Admin Services	3,432	2,904	4,000	2,900	2,900	2,900
525710 Printing Services	435,172	314,724	328,144	331,194	331,194	331,194
525715 Advertising	27,515	28,179	33,050	29,050	29,050	29,050
525735 Mail Services	46,659	45,226	37,450	123,550	123,550	123,550

MARION COUNTY FY 2011-12 BUDGET
GENERAL FUND

	FY 08-09 ACTUAL	FY 09-10 ACTUAL	FY 10-11 BUDGET	FY 11-12 PROPOSED	FY 11-12 APPROVED	FY 11-12 ADOPTED
525770 Interpreters	20,360	21,706	21,208	23,495	23,495	23,495
525810 Waste to Energy Contract	0	30	0	0	0	0
525870 Hazardous Waste Disposal	4,590	4,893	5,600	5,130	5,130	5,130
525999 Other Contracted Services	694,781	510,389	741,901	664,865	664,865	664,865
Total Contracted Services	4,517,910	3,892,079	4,466,661	4,311,311	4,311,311	4,311,311
Repairs and Maintenance						
526010 Office Equipment Maintenance	104,788	135,419	116,425	126,955	126,955	126,955
526011 Dept Equipment Maintenance	36,612	6,224	14,105	10,260	10,260	10,260
526012 Vehicle Maintenance	49,328	48,702	42,512	40,177	40,177	40,177
526014 Radio Maintenance	11,778	7,270	9,383	5,714	5,714	5,714
526020 Computer Hardware Maintenance	15,920	8,353	1,398	5,000	5,000	5,000
526021 Computer Software Maintenance	61,909	84,496	75,373	100,455	100,455	100,455
526022 Telephone Maintenance	900	1,752	0	800	800	800
526030 Building Maintenance	101,189	79,577	48,730	48,981	48,981	48,981
526040 Remodels and Site Improv.	2,703	9,695	1,000	8,800	8,800	8,800
526050 Grounds Maintenance	0	1,400	0	1,200	1,200	1,200
Total Repairs and Maintenance	385,127	382,888	308,926	348,342	348,342	348,342
Rentals						
527100 Vehicle Rental	10,650	9,949	15,400	14,850	14,850	14,850
527110 Fleet Leases	799,768	699,475	773,604	816,372	816,372	816,372
527120 Motor Pool Mileage	859	2,226	3,625	4,160	4,160	4,160
527130 Parking	0	48	100	2,672	2,672	2,672
527140 County Parking	31,900	31,295	31,680	28,080	28,080	28,080
527200 Building Rental County	9,670	0	0	0	0	0
527210 Building Rental Private	333,025	345,858	396,734	590,286	590,286	590,286
527300 Equipment Rental	72,383	69,491	74,156	75,959	75,959	75,959
Total Rentals	1,258,255	1,158,342	1,295,299	1,532,379	1,532,379	1,532,379
Insurance						
528120 WC Insurance Premiums	0	1,107	0	1,107	1,107	1,107
528140 Malpractice Insurance Premiums	5,704	5,704	6,845	7,470	7,470	7,470
528180 Disability Insurance Premiums	0	5,040	4,600	5,800	5,800	5,800
528210 Public Official Bonds	5,100	5,100	5,600	5,100	5,100	5,100
528220 Notary Bonds	867	1,030	1,379	1,412	1,412	1,412
528410 Liability Claims	0	64,619	0	350	350	350
Total Insurance	11,671	82,600	18,424	21,239	21,239	21,239
Miscellaneous						
529110 Mileage Reimbursement	54,425	36,465	49,150	47,374	47,374	47,374
529120 Commercial Travel	4,748	3,525	7,100	13,974	13,974	13,974
529130 Meals	4,808	5,947	8,975	14,899	14,899	14,899
529140 Lodging	11,676	15,011	20,842	39,904	39,904	39,904
529210 Meetings	2,661	3,752	4,235	6,835	6,835	6,835
529220 Conferences	15,086	10,989	11,900	14,600	14,600	14,600
529230 Training	69,486	71,145	134,529	91,826	91,826	91,826

MARION COUNTY FY 2011-12 BUDGET
GENERAL FUND

	FY 08-09 ACTUAL	FY 09-10 ACTUAL	FY 10-11 BUDGET	FY 11-12 PROPOSED	FY 11-12 APPROVED	FY 11-12 ADOPTED
529510 OSU Extension Services	367,187	348,828	348,828	348,828	348,828	348,828
529540 Predatory Animals	37,000	53,230	53,230	53,478	53,478	53,478
529550 Water Master	8,700	8,700	8,700	8,700	8,700	8,700
529610 Homicide Investigations	10,779	22,992	13,000	18,000	18,000	18,000
529620 Narcotics Investigations	1,060	5,000	6,000	6,000	6,000	6,000
529630 Search and Rescue	9,197	378	10,200	3,380	3,380	3,380
529650 Pre Employment Investigations	23,300	14,411	3,105	25,645	25,645	25,645
529690 Other Investigations	11,593	11,174	7,500	6,900	6,900	6,900
529740 Fairs and Shows	466	313	1,500	1,550	1,550	1,550
529820 Vehicle Registration	0	106	450	250	250	250
529830 Dog Licenses	81	128	258	179	179	179
529840 Professional Licenses	284	200	970	300	300	300
529850 Device Licenses	150	0	1,500	1,500	1,500	1,500
529860 Permits	138	158	1,100	300	300	300
529880 Recording Charges	26,094	43,176	62,000	43,260	43,260	43,260
529910 Awards and Recognition	7,979	13,195	12,492	13,950	13,950	13,950
529998 Retroactive PERS Adjustments	1,431	(9,530)	4,707	2,500	2,500	2,500
529999 Miscellaneous Expense	196	187	0	0	0	0
Total Miscellaneous	811,292	807,869	927,119	917,718	917,718	917,718
Total Materials and Services	8,904,915	8,134,109	9,138,778	10,218,417	10,218,417	10,218,417
Administrative Charges						
611100 County Admin Allocation	356,261	321,141	479,273	508,586	508,586	508,586
611110 Governing Body Allocation	160,239	171,010	0	0	0	0
611210 Facilities Mgt Allocation	1,841,261	1,818,907	1,966,118	2,129,081	2,129,081	2,129,081
611220 Custodial Allocation	540,122	537,181	571,330	632,951	632,951	632,951
611230 Courier Allocation	29,389	35,226	31,607	20,484	20,484	20,484
611250 Risk Management Allocation	187,672	215,810	270,612	215,731	215,731	215,731
611255 Benefits Allocation	0	0	132,270	154,634	154,634	154,634
611260 Human Resources Allocation	728,059	669,313	562,577	568,357	568,357	568,357
611300 Legal Services Allocation	243,242	232,012	255,625	272,900	272,900	272,900
611400 Information Tech Allocation	1,261,226	1,078,316	1,116,962	1,207,293	1,207,293	1,207,293
611410 FIMS Allocation	304,245	422,231	435,180	516,553	516,553	516,553
611420 Telecommunications Allocation	169,260	193,830	177,357	184,382	184,382	184,382
611430 Info Tech Direct Charges	850,016	845,478	905,270	767,693	767,693	767,693
611600 Finance Allocation	541,875	507,277	524,311	526,077	526,077	526,077
611700 Utilities Allocation	1,186,071	1,166,217	1,410,812	0	0	0
611800 MCBEE Allocation	0	97,897	96,616	40,434	40,434	40,434
614100 Liability Insurance Allocation	454,200	451,060	554,000	508,700	508,700	508,700
614200 WC Insurance Allocation	321,200	386,758	372,500	355,600	355,600	355,600
Total Administrative Charges	9,174,338	9,149,663	9,862,420	8,609,456	8,609,456	8,609,456
Capital Outlay						
531100 Office Equipment Capital	28,100	0	0	0	0	0
531300 Departmental Equipment Capital	10,575	66,770	0	0	0	0

MARION COUNTY FY 2011-12 BUDGET
GENERAL FUND

	FY 08-09 ACTUAL	FY 09-10 ACTUAL	FY 10-11 BUDGET	FY 11-12 PROPOSED	FY 11-12 APPROVED	FY 11-12 ADOPTED
531700 Computer Software Capital	7	0	0	0	0	0
Total Capital Outlay	121,130	66,770	5,300	0	0	0
Debt Service Principal						
541100 Principal Payments	0	280,000	280,000	280,000	280,000	280,000
Total Debt Service Principal	0	280,000	280,000	280,000	280,000	280,000
Debt Service Interest						
542100 Interest Payments	15,226	24,412	60,000	25,000	25,000	25,000
Total Debt Service Interest	15,226	24,412	60,000	25,000	25,000	25,000
Transfers Out						
561125 Transfer to Juvenile Grants	888,754	863,010	843,856	843,856	843,856	843,856
561130 Transfer to Public Works	41,500	37,750	37,750	4,000	4,000	4,000
561160 Xfer to Children and Families	206,203	207,496	209,763	209,763	209,763	209,763
561190 Transfer to Health	3,742,499	3,398,037	3,466,446	3,466,446	3,466,446	3,466,446
561220 Transfer to Child Support	205,458	256,020	306,100	306,100	306,100	306,100
561230 Transfer to Dog Control	670,186	636,677	689,279	653,819	653,819	653,819
561250 Transfer to Sheriff Grants	176,204	194,622	219,601	120,729	120,729	120,729
561260 Transfer to Law Library	0	0	24,891	0	0	0
561270 Transfer to County Fair	0	80,000	80,000	80,000	80,000	80,000
561300 Transfer to DA Grants	61,237	0	68,907	102,383	102,383	102,383
561305 Transfer to Land Use Planning	699,825	664,834	664,834	664,834	664,834	664,834
561410 Transfer to Debt Service	1,550,154	1,550,088	1,547,087	1,551,150	1,551,150	1,551,150
561455 Xfer to Facility Renovation	0	1,235,000	0	0	0	0
561480 Transfer to Capital Projects	603,403	450,000	725,000	1,150,000	1,150,000	1,150,000
561510 Transfer to Environmental Svcs	73,030	0	0	0	0	0
561580 Transfer to Central Services	503,961	838,134	1,109,578	866,296	866,296	866,296
561595 Transfer to Fleet Acquisition	0	24,280	0	0	0	0
561999 Transfer to Other Funds	1,920,225	0	0	0	0	0
Total Transfers Out	11,342,639	10,435,948	9,993,092	10,019,376	10,019,376	10,019,376
Contingency						
571010 Contingency	0	0	719,469	697,183	697,183	697,183
Total Contingency	0	0	719,469	697,183	697,183	697,183
Ending Fund Balance						
573010 Unapprop Ending Fund Balance	0	0	5,353,796	3,486,347	3,486,347	3,486,347
Total Ending Fund Balance	0	0	5,353,796	3,486,347	3,486,347	3,486,347
Total FND 100 General Fund	71,790,983	68,162,973	77,814,584	77,007,416	77,007,416	77,007,416