

MARION COUNTY
ANNUAL BUDGET
FISCAL YEAR 2020-2021



Marion County Board of Commissioners Office

555 Court St. NE, Suite #5232

Salem, Oregon 97301

503-588-5212

www.co.marion.or.us

TABLE OF CONTENTS

Budget Message	Page
Budget Officer's Fiscal Year 2020-21 Budget Message	i
Overview	
Budget Overview	1
Budget Parameters	2
Budget Resources	4
Budget Process	5
Budget Participants and Information	8
Budget Calendar	9
About Marion County	
Form of Government	11
County Profile	11
Economic Forecast	15
County Financial Position	16
Strategic Direction	
Mission, Vision, and Statement of Values	19
Marion County Goals	20
Organization Chart	25
Government Services	27
Summary	
Total Budget	29
Major County Resources	31
Major County Requirements	36
Funds Overview	39
Total Budget by Fund and Department	43
General Fund Summary	45
Central Services Fund Summary	50
Programs Funded in Part by State Resources	54
Departments	
Assessor's Office	55
Board of Commissioners Office	73
Business Services	87
Clerk's Office	105
Community Services	125
District Attorney's Office	161
Finance	191
Health and Human Services	205
Human Resources	253
Information Technology	267
Justice Court	285
Juvenile	295
Legal	325
Public Works	341
Sheriff's Office	421
Treasurer's Office	487

TABLE OF CONTENTS

Non-Departmental

Non-Departmental Operations	499
Summary of Funds.....	500
Summary of Programs	501
Fund Detail.....	515

Capital

Capital Overview.....	531
Summary of Funds.....	532
Summary of Programs	533
Fund Detail.....	541
Summary of Countywide Capital Budget	545

Account Detail

Overview	547
Countywide Resources Detail.....	549
Countywide Requirements Detail.....	557
General Fund Resources Detail.....	567
General Fund Requirements Detail	570
Central Services Fund Resources Detail	577
Central Services Fund Requirements Detail.....	579

Appendices

Appendix A – Public Notice of Budget Committee Meeting.....	A-1
Appendix B – Board Resolution Adopting the Budget and Imposing Tax.....	B-1
Appendix C – Public Notice of Budget Hearing (Board Adoption)	C-1
Appendix D – Notice of Property Tax and Certification	D-1
Appendix E – Budget Terminology	E-1
Appendix F – Financial Policies.....	F-1
Appendix G – Fund Descriptions – Major and Non-major.....	G-1
Appendix H – Major Funds Line Item Detail Locator.....	H-1
Appendix I – Contingency, Reserves and Ending Fund Balance	I-1
Appendix J – Changes In Ending Fund Balance.....	J-1
Appendix K – Full Time Equivalent Positions	K-1
Appendix L – Positions by Title and Salary Range by Department	L-1
Appendix M – Distinguished Budget Presentation Award	M-1



Chief Administrative Officer's
Fiscal Year 2020-2021 Budget Message
May 28, 2020

The global pandemic that raced around the world, officially struck Oregon in February 2020, and the first case in Marion County was reported on March 7th. The following day Governor Kate Brown declared a State of Emergency due to the public health threat posed by the novel coronavirus. The SARS-CoV-2 virus that causes the disease COVID-19 has affected both the health of our residents and our local economy with almost unimaginable swiftness and devastation.

It is not known how long COVID-19 will last and what the long-term health and economic consequences will be. The rapid increase in unemployment in Oregon is far beyond the Great Recession of 2007-09 and now rivals America's Great Depression. From March through April the national unemployment rate soared from 3.5% with 5.8 million unemployed, to 14.7% with 23.1 million unemployed. Oregon's unemployment claims have hit record levels and in Marion County, unemployment jumped from 4.0% to 13.4% affecting more than 20,700 people and impacting peoples' lives and every sector of the economy.

County Responsibility

By state statute, the Board of Commissioners is the Local Public Health Authority and they have the power and authority to address matters of county concern. Since the outbreak is a public health emergency, the Health and Human Services (HHS) Department's Public Health Division is leading the response throughout the county on COVID-19. The HHS Department activated its Department Operations Center on March 2nd, mobilizing public health services to protect county residents and identify, test, trace, monitor, isolate, and prevent the spread of COVID-19. Public Health has worked in close partnership with the commissioners and with the Oregon Health Authority, local hospitals, healthcare workers, providers, first responders, and community partners to stop the virus in our community. To date, the number of positive cases in Marion County has grown to 898, there are 8,864 negative tests and sadly, 25 residents have lost their lives to the virus (May 26, 2020).

COVID-19 Response

The pace at which the county has mobilized and managed the COVID-19 crisis has been unprecedented. The county commissioners declared an emergency on March 16th, and closed county offices to the public on March 21st. Shortly thereafter Governor Brown issued the *Stay Home, Save Lives* order on March 23rd.

Elected officials and department heads immediately convened to activate department *Continuity of Operation Plans*, provide leadership to employees, and prioritize critical services to ensure individuals under our care in the jail, juvenile detention, and health care settings were protected. Within two weeks, county policies on telecommuting, social distancing, and the Federal Families First Coronavirus Response Act were written and adopted. An internal task force was established, new sanitation and risk protocols were implemented, Plexiglas safeguards installed, and masks, gloves, and sanitizers distributed for the protection of county employees.

A public information team from the Board of Commissioners Office and HHS has provided daily updates in multiple formats and languages for the media, residents, and employees. Technology staff deployed hundreds of mobile devices for employees now telecommuting and responded to numerous requests for technical assistance. Emergency Management, Public Works, and the Sheriff's Office are providing essential support to the HHS Department Operations Center, as well as inventorying and distributing personal protective equipment to first responders, medical providers, and other agencies. County counsel and the commissioners' policy staff have written emergency declarations, board orders, press releases, procedures, and guidelines and participated in meetings with federal, state, city governments, and community partners. The administrative staff responded to constituent concerns, along with scheduling and documenting dozens of meetings and conference calls while continuing to support the daily operations of the county.

Residents experienced tremendous economic loss and distress when businesses were forced to close, leaving workers suddenly without jobs and income. The commissioners along with economic development staff and in collaboration with Willamette Workforce Partnership were the first to provide \$1,000 - \$2,500 grants to small businesses. Within the first few minutes of the grant application opening, more than one thousand businesses applied for assistance and the county infused almost \$1 million dollars of lottery funding into local communities. The commissioners delivered 15,000 masks to local chambers of commerce for distribution to small businesses and are working with the governor's office, farm bureau, and agricultural partners to ensure farmworkers have protective equipment during the harvest season.

The Board of Commissioners worked directly with public health to ensure rapid and targeted assistance to community partners and to raise awareness of the steps necessary to curtail and prevent outbreaks.

The Board of Commissioners' Office developed the *Community Roadmap for a Limited Reopening of Marion County* detailing how the county met Governor Brown's seven prerequisites to enter Phase I. With modifications, the county's plan was approved by the governor and businesses were allowed to reopen on May 22, 2020.

Fiscal Year 2020-21 Proposed Budget

The Marion County Proposed Budget for Fiscal Year 2020-21 is \$466,010,709. General Fund resources total \$107,849,047 and Other Funds total \$358,161,662. The budget was developed using a conservative approach, with a particular focus on managing and recovering from the financial impacts of the pandemic in both the short and long-term.

In light of the current economic environment, I have increased available reserves by \$2.5 million over the prior year. The General Fund Unappropriated Ending Fund Balance is \$7.5 million or 8% of adjusted General Fund resources. I have increased the General Fund Contingency to \$2.2 million and, for the first time I have added \$2.1 million to the Reserve for Future Expenditure category in the General Fund. Including the Rainy Day Fund of \$2.3 million, the county general reserves total \$14.1 million or 15.2% of adjusted General Fund Resources, exceeding the county's financial policy and meeting the Government Finance Officers Association's recommended best practice.

We were in the process of labor negotiations with three separate unions when coronavirus hit. With the cooperation of union leadership and members, we focused on the current crisis and reached agreement with all three collective bargaining units. I am grateful for their leadership and flexibility during this challenging time.

Significant Changes in Resources

There is a countywide reduction of Net Working Capital of \$10 million dollars or 7.0% from the current year's budget due to reduced revenues and the completion of major capital projects. Federal Revenue is reduced by \$1 million resulting from a decrease in federal funding from the Oregon Department of Transportation that is passed through to public works. A revised funding model for the new Coordinated Care Organization (CCO) decreased Intergovernmental Local Revenue by \$7.8 million that is partially offset by an increase to Charges for Services of \$11.7 million due to the revenue reclassification.

Property Tax revenue is the largest source of revenue in the General Fund and is budgeted at \$78.8 million up from \$76.4 million. After considerable deliberation, the initial projection of 4.2% was reduced to 3.60% due to a combination of uncertainty in property tax collection, a potential decline in new construction and building activity, and the actual timing of an economic recovery.

To date the county has spent \$2.1 million on its COVID-19 response. Potential federal or state reimbursements are unknown at this time, and therefore excluded from the proposed budget. If grant dollars or reimbursements are received they will be accounted for in a 2020-21 Supplemental Budget process.

Significant Changes in Requirements

Department budgets increased slightly with an overall Personnel Services increase of \$6.1 million or 3.7% for annual merit, negotiated Cost of Living Adjustments (COLA), health insurance, and Public Employees Retirement System (PERS) costs. Included in the personnel expense for elected officials is the 2020 Compensation Board's recommendation for a 1.19% cost of living increase for the Sheriff (not to exceed the 5.0% mean) and a 2.0% cost of living increase for all other elected officials. The Compensation Board also recommended forgoing any increases other than a COLA to elected officials' salaries in light of the economic situation.

The Materials and Services line item decreased \$1.8 million due to a reduction in Contracted Services of \$1.4 million in the Lottery and Economic Development Fund and Non-Departmental consulting services. Overall, Administrative Charges increased by 2.0% and are allocated according to the countywide plan. Debt Services payments are budgeted in accordance with scheduled payments and in compliance with our required obligations.

County departments requested 26 Decision Packages totaling \$1,356,555 and 6.75 Full Time Equivalent (FTE) positions. Each request was evaluated; however, only 11 requests were approved totaling \$746,238. Budgeted positions increased by a net 1.21 for a total of 1,517.73 FTE.

In order to set aside emergency resources, a critical evaluation of capital improvement project requests submitted during the budget process led to a decision of funding only the carryover projects from the prior year of \$9.6 million and \$1.4 million in new projects necessary in the upcoming year. In addition, the Public Works Department has separately budgeted carryover capital projects of \$11.9 million and \$12.4 million in new projects, primarily related to roads, bridges, and ferries.

Budget Outlook and Changes

The State of Oregon's Office of Economic Analysis projected a steep decline of \$2.7 billion in their May 20th revenue forecast. The major reductions are due to reduced estimates of personal and corporate income tax receipts, lottery proceeds, fees, gas, and other taxes. State agencies have been asked by the governor to propose cuts of 17% in 2021 to absorb higher level reductions necessary to balance the budget in the second year of the biennium. The reductions in state resources could have a considerable impact on revenues received for the shared services we provide, including Medicaid reimbursement, community corrections, juvenile crime prevention, gas taxes, and video lottery dollars.

New this year is the creation of a Human Resources Department in the county's organizational structure increasing the number of county departments to 16. The new Chief Human Resources Officer was hired early to assist during the transition and the new stand-alone department is budgeted for the first time effective July 1st.

The countywide Culture Committee established in 2020, consists of approximately 40 employees representing each department. The committee has developed plans for engaging employees, communicating more broadly, developing new training opportunities, and implementing additional strategies to enhance the county culture and employee work experiences.

Moss Adams LLP was hired as the county's auditor and provided an unqualified opinion of the 2018-19 financial statements. The company was also engaged to complete two special projects. First, was an evaluation of the budget forecasting model used by the budget team to project revenues and expenditures. The auditor's recommended improvements will be evaluated for incorporation into the model next year. The second project is a report on how the county prioritizes and spends its General Fund resources by policy and by department. The report will be completed in June and will prove useful as the county prioritizes and manages its financial resources during the current economic downturn. Both reports highlight the county's strong budget and financial management practices.

Financial Management Through the Crisis

When the first COVID-19 cases arrived in Marion County, a project tracking number was established to ensure the proper accounting of expenditures. Short-term financial management strategies include increased monitoring of all revenue sources on a monthly basis by the budget team, a continuous assessment of expenditures, and careful monitoring of the state and local economy. We are actively monitoring grant opportunities and accurately tracking COVID-19 expenditures for possible federal or state reimbursement.

Following the Government Finance Officers Association's (GFOA) best practices, the budget and finance team will ensure that the county remains financially strong and viable in the long-term. The county is currently in a sound cash position which is also identified as a best practice. The team will regularly monitor cash flow, cash on hand, examine year over year trends, control spending, and anticipate whether short-term borrowing is necessary. We continue to track and analyze monthly revenue sources to identify potential problems early and take corrective actions to mitigate future financial instability. We are well positioned in the next year, with the resources identified, to maintain our strong financial position.

The budget team members are experts who have worked closely with each department on their individual budgets, collected and analyzed data, and forecasted revenues and expenditures, so that the budget before you today is exceptional in its accuracy and professional in its format. I am sincerely grateful to Chief Financial Officer Jeff White, Budget and Grants Manager Debbie Gregg, and budget team members Daniel Adatto, Alicia Henry, and Cynthia Granatir. The budget team has again met the rigorous requirements set forth by the Government Finance Officers Association for the *Distinguished Budget Award* for the 9th consecutive year. The finance team's expertise is also demonstrated by the receipt of the *Certificate of Achievement for Excellence in Financial Reporting* for the 18th year.

Modified Budget Process

This year's budget presentation has been modified to meet social distancing guidelines and Governor Brown's Executive Order of April 16th giving state and local governments the authority and flexibility to take necessary measures for public participation and transparency during the statewide COVID-19 emergency. The Budget Committee Procedures have been revised to reflect the change allowing the committee to hold its meetings in a virtual format presented by the budget team in a condensed manner. All other conditions, public notice, and public comment requirements have been adhered to.

I am honored to present the Fiscal Year 2020-21 Proposed Budget that balances all Resources and Requirements and totals \$466,010,709. The budget notebook includes the required documentation, strategic goals and priorities, narratives, key indicators, and schedules by fund and by organizational unit.

Conclusion

In the past three months, we have endured the most challenging public health and economic crises of our lifetime. Residents can be extremely proud of the county's leadership and


response to the devastating public health threat of coronavirus. Employees have responded with diligence and commitment demonstrating their immense dedication to the county organization and the public they serve. Be assured that our attention and our resources will be focused on managing the current crisis and ultimately, the process of recovery.

The 2020-21 Proposed Budget presented for your consideration today continues the funding of priority programs and services, and yet incorporates flexibility during these uncertain times. Our workforce has become stronger and more able to adapt to future challenges. The work of government is being altered by innovation and will continue to evolve in ways yet unknown; virtual meetings, telecommuting and remote work, developing new online services, new channels of communication, and continuous improvement to our way of doing business will have a transformative effect on how we deliver future public services. However, the core functions of public service remain the same and will not change.

I would like to express my appreciation to budget committee members: Senator Denyc Boles, Dave Kinney, Chair Patrick Vance, and County Commissioners Sam Brentano, Kevin Cameron and Vice-Chair Colm Willis.

To all the healthcare providers, first responders, frontline workers, and government employees that have continued to work so others may stay safe, we owe you our sincerest gratitude and admiration.

Respectfully submitted,



Jan Fritz
Chief Administrative Officer

TABLE OF CONTENTS

OVERVIEW

Budget Overview	1
Budget Parameters	2
Budget Resources	4
Budget Process	5
Outline of the Budget Process According to Local Budget Law	6
Budget Participants and Information	8
Budget Committee	8
Budget Development Team	8
Public Hearings\Public Comment	8
Marion County Website	8
Budget Calendar	9

THIS PAGE HAS BEEN INTENTIONALLY LEFT BLANK

MARION COUNTY FY 2020-21 BUDGET OVERVIEW

OVERVIEW

This section provides an overview of the Marion County Budget for FY 2020-21. At the beginning of the budget is the Budget Officer's Message, which discusses why county services matter, the primary budget drivers, and highlights of the adopted budget by each department's major program areas and capital outlays.

The **Budget Overview** section describes the budget constraints and requirements via the budget parameters, an outline of the statutory budget process in Oregon, a list of the budget participants and the budget calendar for FY 2020-21.

About Marion County provides a county profile and information about its people, the economy, the form of county government, and the county financial position.

The **Strategic Direction** section discusses the county's strategic plan, with priorities, goals, and key indicators, and an overview of the government services provided by the county.

The **Summary** section discusses the total county budget. Resources and requirements are summarized by category and pie charts display allocations to these categories. Key revenues and principal expenditures are discussed. There are tables showing the amount of state revenue dedicated to specific county services.

The **Departments** section discusses each department's budget by program and category and a summary of funds, as well as fund line items. Detailed key indicators are presented, as are key department accomplishments.

The **Non-Departmental** section covers programs and activities that are not a part of any department's budget. They serve a variety of purposes, and often reflect the type of fund of which they are a part. These programs and funds encompass debt service, reserves, insurance, and other non-departmental activities that provide support to departments, and special revenues that are distributed to departments or outside agencies.

The **Capital Budget** section discusses capital improvements by program. Several capital programs go across more than one capital fund. A summary table is provided for capital funds and all other capital projects.

The **Account Detail** section presents both resources and requirements line item account detail for the General Fund, Central Services Fund, and overall county budget. This account level detail is not found anywhere else in the book, except as part of department, non-departmental, and capital budgets.

The **Appendices** contain information that is required by state law to be included in a county budget, as well as supplemental information for the reader's interest.

MARION COUNTY FY 2020-21 BUDGET OVERVIEW

BUDGET PARAMETERS

Budget parameters are budget officer requirements with which departments must comply when preparing their budget requests. They accompany the budget instructions and can remain the same in the long-term, or change annually. A budget parameter may be changed after the budget process begins, particularly one that is subject to employee bargaining agreements.

1. The Treasurer recommends that investment income be calculated at the rate below. Departments will use this in calculating interest revenue for their budget.

Interest/Investment Income	FY 2020-21
Interest Rate	1.750%
Less Investment Fee	-.025%
Net Investment Rate	1.725%

2. Cost-of-living allowances (COLA) are to be budgeted as follows:

Unit #	Union Name	COLA %
Unit 4	Oregon Nurses Association (ONA)	2.0%
Unit 5	Marion County Law Enforcement Association (MCLEA)	2.5%
Units 6 & 8	Marion County Employees Association (MCEA/SEIU)	2.0%
Unit 7	Federation of Parole and Probation Officers (FOPPO)	2.0%
Unit 14	Marion County Juvenile Employees Association (MCJEA)	2.0%
All other Units	All other Units (Non-represented)	2.0%

3. Health insurance (medical and dental) is budgeted at rates per FTE, including FTE of 0.5 or greater. The rates are determined from known cost per plan elements and should be budgeted as follows:

Unit #	Union Name	Medical (Monthly)	Dental (Monthly)	Total Health Insurance (Monthly)	Total Health Insurance (Annually)
Unit 5	MCLEA	\$1,594	\$133	\$1,727	\$20,724
Unit 7	FOPPO	\$1,554	\$131	\$1,685	\$20,220
Unit 14	MCJEA	\$1,423	\$120	\$1,543	\$18,516
All other Units	All other Units	\$1,380	\$116	\$1,496	\$17,952

4. Public Employees Retirement System (PERS) expenses will be budgeted at the following composite rate for all participants: (Tier 1 and Tier 2), Oregon Public Service Requirement Plan (OPSRP) General Services, and OPSRP Police and Fire participants.

PERS	FY 2020-21
PERS Regular	22.95%
PERS Debt Service	5.35%
PERS Total Composite Rate	28.30%

MARION COUNTY FY 2020-21 BUDGET OVERVIEW

5. Due to recent PERS legislation, all Temporary Employees will be assessed the PERS Regular rate of 22.95% in addition to the payroll taxes already assessed. Departments will need to absorb these additional PERS costs within their current budget.
6. General Fund and Central Service Fund departments must fully justify the use of temporary workers and overtime (premium pay) for each department's program and complete the appropriate forms. See Finance intranet.
7. Departments will follow the requirements below regarding new and vacant positions:
 - Vacant positions that have not been filled or are not currently under recruitment during the current fiscal year shall not be included in a department's requested annual budget for the ensuing fiscal year, in accordance with county administrative policy (#306) and procedures. Vacant positions that are currently being recruited will be budgeted at Step 1.
 - New positions that have not been previously approved by the Personnel Officer will require approval through the Decision Package process.
 - New positions will be budgeted for 22 pay periods (there are 26 pay periods in a year) or 1760 hours, which recognizes the time needed for recruitment and hiring.
 - New positions must be budgeted at step 1.
 - Medical and Dental premiums for new positions will be budgeted for 9 months, which takes into account the 30 day grace period for new employees.
8. No inflationary increases in Materials and Services (M&S) will be allowed in the budget for either the General Fund or the Central Services Fund Departments. Decision Packages will be required for any amount in excess of the current year budget, except for those items listed in the Budget Manual, Appendix B. One-time Materials and Services appropriations in the current fiscal year adopted budget shall be removed from the budget request (i.e., contractual services for a specific project, startup costs, etc.).
9. All light duty vehicles belong to the Marion County fleet. For departments assigned light duty vehicles, lease, repair and maintenance will be charged to departments in accordance with fleet management policy and procedures. Pool vehicle program charges are also established by fleet management.
10. The Budget Officer will recommend an amount to be budgeted for General Fund Contingency that meets the General Reserves policy. General Fund and Central Service Fund departments **may not** budget for Contingency. All departments receiving General Fund Transfer may not include the transfer amount as part of the contingency calculation.
11. For all other departments, Contingency is budgeted **no more than 10% of the total fund resources**. Amounts in excess of the 10% must be budgeted in unappropriated ending fund balance.
12. Decision packages will be included in the total department requested budget. They will be removed from the budget if the budget officer does not approve their inclusion in the budget at the budget officer proposed stage. Departments may not submit two or more decision packages that are for similar purposes as alternatives. Please refer to the Budget Manual, Appendix B, for submission criteria regarding decision packages.

MARION COUNTY FY 2020-21 BUDGET OVERVIEW

13. Departments will no longer be able to use Vacancy Savings to offset increased M&S costs during the supplemental budget process. This will only be permitted on an "exception" basis as approved by the Budget Officer.
14. IT hardware/software costs related to specific department applications that are currently budgeted in IT's budget will be moving to Department budgets beginning FY 2020-21. Departments will need to budget for those M&S costs from this point forward. A decision package is not necessary for these costs; however, departments will need to include the reason for the M&S increase in their budget narratives.

BUDGET RESOURCES FY 2020-21

Budget Manual

The Finance Department maintains a budget manual that is the guideline for planning, preparing and executing the budget. The manual is updated annually to reflect current local budget law requirements as well as updates to county policies and procedures. The manual is available on the Finance Department intranet.

Revenue Manual

The Finance Department maintains a revenue manual that is a comprehensive list of all significant revenues received by Marion County. The manual is updated annually and contains the basic information for the various revenues, such as the authority and use of the revenue, the department responsible for monitoring and estimating the revenue, as well as the account number used to track the revenue for accounting and budget purposes. The manual is available on the Finance Department intranet.

Capital Improvement Project (CIP) Manual

The Finance Department developed a manual to provide departments procedures for budgeting capital improvement projects. The manual is updated annually and provides departments guidance on when purchases or projects should be capitalized and outlines the budget process to request new capital projects. The manual is available on the Finance Department intranet.

MARION COUNTY FY 2020-21 BUDGET OVERVIEW

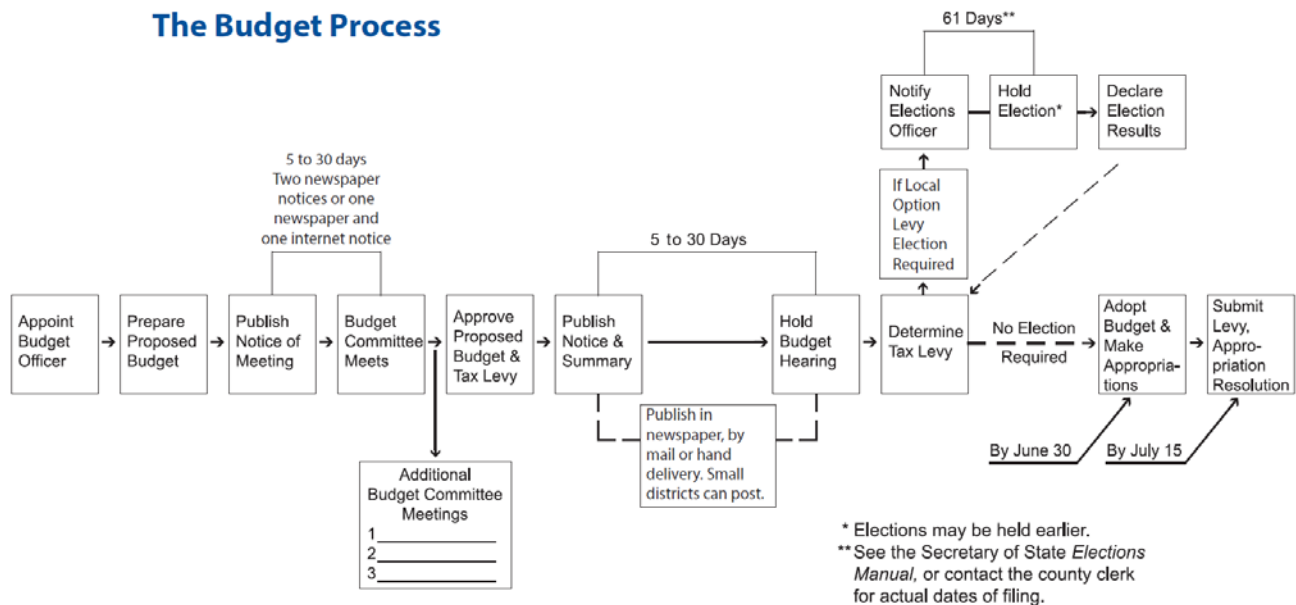
BUDGET PROCESS

The Marion County budget is a financial plan with estimates of resources (revenues) and requirements (expenditures), for a single fiscal year. The fiscal year begins on July 1 and ends on June 30.

According to Oregon’s local budget law, each county must have a budget officer appointed by the governing body. Marion County’s chief administrative officer also serves as the budget officer. The budget officer is responsible for preparing, or supervising, the preparation of a proposed budget that will be presented to the county’s budget committee. A budget committee is another legal requirement of Oregon’s local budget law. The Marion County Budget Committee is comprised of three citizens of the county, who are not county employees, and the three county commissioners. The make-up of the budget committee ensures that citizens/electors are involved in the budget process.

In Marion County, the budget development process begins in late fall and ends with adoption of the budget by the Board of Commissioners by June 30 of each year. Budgeting is a continuous cycle. After the budget is adopted, revenues and expenditures are monitored in order to ensure that expenditures do not exceed budgeted amounts, by categories specified by Oregon’s local budget law. Necessary adjustments to the budget are made during the fiscal year through the supplemental budget process. Marion County typically has one to three supplemental budget actions during the fiscal year.

Budgets for the General, Special Revenue, Debt Service, and Capital Project Funds are adopted on a modified accrual basis of accounting, the same basis used in the county’s financial statements. Budgets for the Enterprise and Internal Service Funds are also adopted on a modified accrual basis, which differs from financial reporting in that depreciation and accrued vacation pay are not budgeted. The budget is prepared in accordance with the basis of accounting used during the preceding year.



Source: Local Budgeting in Oregon, Oregon Department of Revenue

MARION COUNTY FY 2020-21 BUDGET OVERVIEW

Outline of the Budget Process According to Local Budget Law

The following overview is taken from the Oregon Department of Revenue Local Budgeting Manual. ORS is the Oregon Revised Statutes and Chapter 294 is the Local Budget Law, e.g., ORS 294.

1. **Appoint budget officer** (ORS 294.331).
2. **Appoint electors to the budget committee** (ORS 294.414). The budget committee consists of the governing body of the local government and an equal number of electors appointed by the governing body.
3. **Prepare proposed budget** (ORS 294.426). The budget officer prepares or supervises the preparation of a proposed budget to present to the budget committee.
4. **Publish notice of budget committee meeting** (ORS 294.401). After the proposed budget is prepared, the budget officer publishes a "*Notice of Budget Committee Meeting*." The notice must contain the date, place and time of the budget committee's first formal meeting, and of the meeting in which public comment will be heard. It may contain notice of several meetings, if the budget officer anticipates that more than one meeting will be needed.
 - If the sole form of notice is publication in a newspaper, it must be published at least twice, five to 30 days before the scheduled budget committee meeting date.
 - If the notice is published both in a newspaper and online, it need only be published once in the newspaper, but the publication must include the website address for the online publication, and it must be published online for at least 10 days before the meeting.
 - If the notice is hand delivered or mailed, only one notice is required, not later than 10 days before the meeting.
5. **Budget committee meets** (ORS 294.426). The budget message is delivered at the first budget committee meeting. The budget message explains the proposed budget and any significant changes in the local government's fiscal policy or financial position. After the initial meeting, the budget committee may meet as many times as needed to revise and complete the budget. At least one meeting must provide the opportunity for questions and comments from any interested person. The budget committee is allowed to meet for training and advisory reviews throughout the year, but the budget may not be deliberated before the first meeting for which notice is published. All meetings are subject to Oregon's Public Meetings Law (ORS Chapter 192).

The budget officer may make the proposed budget available to the members of the budget committee at any time before the first meeting, or may distribute the budget at the first meeting. At the time the budget is given to the committee, a copy must be filed in the administrative office of the district. The budget becomes a public record at this point and must be made available to anyone interested in viewing it.
6. **Budget committee approves budget** (ORS 294.428). The budget committee considers the budget proposed by the budget officer and comments made by the public and may make additions or deletions. When the budget committee is satisfied, it approves the budget. The budget approved by the committee specifies the amount or rate of each ad valorem tax levy. Approval of the budget and of the amount or rate of tax should be by motion and be recorded in the minutes of the meeting.
7. **Publish budget summary and notice of budget hearing** (ORS 294.448). After the budget is approved, the governing body of the local government must hold a budget hearing. The governing body must

MARION COUNTY FY 2020-21 BUDGET OVERVIEW

publish a *“Notice of Budget Hearing and Financial Summary”* five to 30 days before the scheduled hearing. This information must either appear in a newspaper of general circulation, be mailed or hand delivered.

8. **Hold budget hearing** (ORS 294.453, renumbered from 294.430). The governing body must hold the budget hearing on the date specified in the public notice. The purpose of the hearing is to listen to citizens’ testimony on the approved budget. Additional hearings may be held. All hearings must be open to the public.
9. **Adopt budget, make appropriations, impose taxes, and categorize taxes** (ORS 294.456). The governing body may make changes in the approved budget before it is adopted. Before the beginning of the fiscal year to which the budget relates, the governing body can also make changes to the adopted budget. However, if the governing body wants to make any of the following changes, they must first publish a revised *“Notice of Budget Hearing and Financial Summary”* and hold another public hearing:
 - If the governing body increases taxes over the amount approved by the budget committee.
 - If the governing body increases estimated expenditures in a fund over the amount approved by the budget committee by more than \$5,000 or 10 percent, whichever is greater.

After the budget hearing, and after considering public testimony, the governing body prepares a resolution or ordinance that formally adopts the budget, makes appropriations and, if property taxes are needed, levies and categorizes each tax. The budget is the basis for making appropriations and certifying the taxes. The resolutions or ordinances adopting the budget and making appropriations must be adopted no later than June 30.

10. **Certify taxes** (ORS 294.458, renumbered from 294.555). The next step in the budget cycle is to certify any property taxes to the county assessor. Taxes must be certified every year, even if the local government operates on a biennial budget.

The documents submitted to the assessor’s office by a taxing district subject to Local Budget Law are:

- Two copies of the notice of levy and the categorization certification (Form LB-50, ED-50 or UR-50). This form authorizes the assessor to place the district’s taxes on the property tax roll.
 - Two copies of the resolution statements that adopt the budget, make appropriations, and impose and categorize taxes; and
 - Two copies of any successful tax ballot measures for new taxes being imposed for the first time.
11. **Post-adoption.** After the preceding steps have been completed, changes to the budget are restricted by statute:
 - ORS 294.338 authorizes certain appropriations as an exception to the budget process.
 - ORS 294.463 governs the transfer of appropriations within a fund or from the general fund to another fund.
 - ORS 294.481 provides for the expenditure of funds to repair or replace property that has been damaged or destroyed. It also allows funds to be expended because of a civil disturbance or natural disaster.
 - ORS 294.468 authorizes loans from one fund to another.
 - ORS 294.471 and 294.473 specifies the conditions under which a local government may adopt a supplemental budget, and explains the process.
 - ORS 294.338 provides exceptions to the budget process for certain debt service expenditures.

MARION COUNTY FY 2020-21 BUDGET OVERVIEW

BUDGET PARTICIPANTS AND INFORMATION

Budget Committee

Oregon local budget law requires that the governing body of each local government must establish a Budget Committee. Budget Committees are composed of the governing body and an equal number of electors appointed by the governing body. Marion County, with three elected commissioners, appoints three elector members to the Budget Committee. The committee meets publicly to review the budget document as proposed by the budget officer. The committee receives the budget and the budget message and provides an opportunity for public comment on the budget. The committee makes adjustments based on input and then approves the budget.

<u>Citizen Members</u>	<u>Commissioner Members</u>
Denyc Boles	Sam Brentano
Dave Kinney	Kevin Cameron
Patrick Vance	Colm Willis

Qualified voters who have the right to vote for the adoption of any measure may be appointed to the Budget Committee. Citizen members serve staggered terms of up to four years. They may be appointed for multiple terms. The Budget Committee meets between late May and early June of each year to consider the upcoming budget, and may meet at other times during the year to be brought up to date on current budget developments.

Budget Development Team

The county uses a team approach to developing the county annual budget. At each phase of the budget process, team members contribute expertise as required.

<u>Name</u>	<u>Title</u>
Jan Fritz	Budget Officer and Chief Administrative Officer
Jeff White	Chief Financial Officer
Cynthia Granatir	Chief Accountant
Debbie Gregg	Budget and Grants Manager
Daniel Adatto	Budget Analyst 2
Alicia Henry	Management Analyst 2

Public Hearings/Public Comment

The public is welcome to attend budget committee meetings and deliberations, and may share comments with the committee at designated public hearings. Members of the public may also discuss budget matters with the board of commissioners during regular board sessions throughout the year. For those unable to attend a board session or budget committee meeting, Capital Community Television (CCTV) broadcasts all board and budget committee meetings, and the sessions can be viewed on the Internet.

Marion County Website

The budget is available on the county website at www.co.marion.or.us.

MARION COUNTY FY 2020-21 BUDGET
OVERVIEW

BUDGET CALENDAR for FY 2020-21

Calendar for FY 20-21	Description	Time/Place
NOVEMBER		
Friday, November 15, 2019	FY 20-21 CIP E-mail Notification to Departments	Noon
DECEMBER		
Wednesday, December 18, 2019	FY 20-21 Budget Kickoff and Training (CH2 HR Training Room)	10:00 - 12:00 PM
Friday, December 20, 2019	FY 20-21 CIP Requests Due from Departments to: IT, PW and Facilities	4:00 PM
JANUARY		
Monday, January 06, 2020	All Departments Begin Budget Preparation - BUD Open	
Friday, January 17, 2020	Central Services Departments Preliminary Budgets Due: Board of Commissioners, Finance, Legal Counsel	4:00 PM
Monday, January 20, 2020	HOLIDAY	
Friday, January 24, 2020	Central Services Departments Preliminary Budgets Due: Business Services, Human Resources, Information Technology	4:00 PM
Friday, January 31, 2020	CIP Requests due to Budget Team from: IT, PW and Facilities	4:00 PM
FEBRUARY		
Wednesday, February 05, 2020	Budget Officer Meets with Central Services Departments: Finance Board of Commissioners	CR - Mt. Angel 10:30 - 10:45 10:45 - 11:00
Friday, February 07, 2020	Budget Officer Meets with Central Services Departments: Information Technology Business Services/Human Resources Legal Counsel/Law Library Budget Team Discussion	CR - Mt. Angel 9:00 - 10:00 10:00 - 11:00 11:00 - 11:15 11:00 - 2:00
Wednesday, February 12, 2020	Utility Information Distributed to Departments	4:00 PM
Friday, February 14, 2020	Budget Team Reviews CIP requests (FM 10-10:45, IT 10:45-12)	10:00 AM
Monday, February 17, 2020	HOLIDAY	
Tuesday, February 18, 2020	Budget Committee Meeting (Senator Hearing Room)	2:00 - 4:00 PM
Thursday, February 20, 2020	Central Services Departments Notified of Final Budget Officer Decisions	4:00 PM
Friday, February 21, 2020	Administrative Charges Allocations Given to Departments	Noon
Tuesday, February 25, 2020	Central Services Revised Budgets Due to Finance	4:00 PM
Friday, February 28, 2020	Central Services Departments Final Budgets Due	4:00 PM
Friday, February 28, 2020	Preliminary Budgets Due From Departments: Assessor, Clerk, Justice Court, Treasurer	Noon
MARCH		
Friday, March 06, 2020	Preliminary Budgets Due From Departments: Community Service, District Attorney, Juvenile, CIP	Noon
Friday, March 13, 2020	Preliminary Budgets Due From Departments: Health and Human Services, Public Works, Sheriff's Office, Non-Dept	Noon
Wednesday, March 18, 2020	Budget Officer Meets With Department Heads and Elected Officials: Assessor / Tax Clerk and Clerk Records Break/Budget Team Discussion Justice Court Break CIP and All Other Funds	CR - Mt. Angel 10:30 - 11:00 11:00 - 11:30 11:30 - 11:45 11:45 - 12:15 12:15 - 1:30 1:30 - 3:30
Thursday, March 19, 2020	Budget Officer Meets With Department Heads and Elected Officials: Community Services District Attorney Juvenile	CR - Mt. Angel 9:00 - 9:30 9:30 - 10:30 10:30 - 11:30

MARION COUNTY FY 2020-21 BUDGET OVERVIEW

Calendar for FY 20-21	Description	Time/Place
Friday, March 20, 2020	Budget Officer Meets With Department Heads and Elected Officials: *POSTPONED* Sheriff Public Works Break Health and Human Services Treasurer Budget Team Discussion	CR - Mt. Angel 10:00 - 11:00 11:00 - 12:00 12:00 - 1:00 1:00 - 2:00 2:00 - 2:30 2:30 - 4:00
Wednesday, March 25, 2020	Budget Team Discussions and Final Decisions	Noon
Friday, March 27, 2020	Departments Notified of Budget Officer Decisions *POSTPONED*	4:00 PM
APRIL		
Monday, April 06, 2020	Budget Team Conference Call with SO, HHS and PW	1:00 - 3:00 PM
Friday, April 10, 2020	Departments Notified of Budget Officer Decisions	4:00 PM
Friday, April 17, 2020	Final Revised Budgets Due From All Departments ***NO FTE CHANGES AFTER APRIL 17th***	4:00 PM
MAY		
Friday, May 08, 2020	Budget Validation Completed by GL Team	4:00 PM
Week of May 11th - May 22nd	Budget Team - Review Budgets, Request Corrections From Departments, Prepares Summary Schedules, Assembles Budget Binders	
Monday, May 18, 2020	Public Notice of Budget Committee Meeting (Statesman Journal and County Website)	Noon
Monday, May 18, 2020	State of Oregon WH118 CIP Forms Due	5:00 PM
Friday, May 22, 2020	Distribute Budget to Budget Committee and Post Public Copy to County Website	5:00 PM
Monday, May 25, 2020	HOLIDAY	
Wednesday, May 27, 2020	Public Written Comments Due to BOC/Finance	Noon
Thursday, May 28, 2020	FY 2020-21 Opening Budget Session - Budget Committee Elect Chair & Vice Chair, Adopt Meeting Rules, Approve February Minutes Budget Officer's FY 2020-21 Message Budget Structure and Department Budget Overview	9:00 AM 9:00 - 9:10 9:10 - 9:30 9:30 - 11:00
	Assessor Board of Commissioners Business Services Clerk Community Services District Attorney Finance Health and Human Services Human Resources Information Technology Justice Court Juvenile Legal Counsel / Law Library Public Works Sheriff's Office Treasurer	
	BREAK	11:00 - 11:15 AM
	Non-Departmental, Non-General Funds & Other	11:15 - 11:25 AM
	Capital Improvement Projects	11:25 - 11:45 AM
	Review Public Comments, Budget Committee Deliberations and Appr	11:45 - 12:30 PM
JUNE		
Wednesday, June 10, 2020	Board of Commissioners Adopt FY 2020-21 Budget	9:00 AM

TABLE OF CONTENTS

ABOUT MARION COUNTY

Form of Government.....	11
County Profile	11
Quick Facts	11
Marion County Cities	12
Points of Interest	12
Characteristics of the People	13
Economic Forecast	15
County Financial Position.....	16
County Employment by Industry	17
County Principal Property Taxpayers.....	18

THIS PAGE HAS BEEN INTENTIONALLY LEFT BLANK

MARION COUNTY FY 2020-21 BUDGET

ABOUT MARION COUNTY

FORM OF GOVERNMENT

Marion County had a county court form of government for the first century of its existence and was presided over by the Marion County Court which consisted of a judge and two commissioners. In 1961, the Legislative Assembly enabled a county court with no judicial functions to reorganize as a three-member board of county commissioners. With court approval, the Marion County Court was abolished and replaced by the Marion County Board of Commissioners on January 1, 1963. Today, Marion County is one of the 27 general law counties in the state.

COUNTY PROFILE

Marion County, Oregon is located south of the Portland metropolitan area, and stretches from the Willamette River to the Cascade Mountains.

Quick Facts

- Capital: Salem (located primarily within Marion County)
- Land Area: 1,182.33 square miles
- Established: July 5, 1843
- Population: 346,868 (2018 estimate)*
- Persons Per Square Mile: 266.7 (Oregon average: 40)
- Housing units, 2018: 126,133**
- Mean travel time to work (minutes): 23.2
- Cities: 20 incorporated
- Elevation: 154 feet at Salem and 8,294 feet at Detroit Lake
- Average Temperature: January 35.6 F; July 80.5 F
- Annual Precipitation: 40.7 inches
- Principal Industries: Arts, construction, education, entertainment, government, health care and social assistance, lumber, manufacturing, public administration, recreation, and retail trade.

* U.S. Census Bureau, American Fact Finder, Annual Estimates of the Resident Population, July 1, 2018 (<https://data.census.gov>)

** U.S. Census Bureau, American Fact Finder, ACS Demographic and Housing Estimates, 2018 (<https://data.census.gov>)

MARION COUNTY FY 2020-21 BUDGET
ABOUT MARION COUNTY

Marion County Cities

Incorporated Cities	Population	Unincorporated Communities	
Aumsville	3,975	Breitenbush	Mehema
Aurora	985	Broadacres	Monitor
Detroit	210	Brooks	Niagara
Donald	985	Butteville	North Howell
Gates	485	Central Howell	North Santiam
Gervais	2,585	Clear Lake	Orville
Hubbard	3,305	Concomly	Pratum
Idanha	140	Crestwood	Roberts
Jefferson	3,245	Downs	Rockie Four Corners
Keizer	38,505	Drakes Crossing	Rosedale
Mill City	1,865	Elkhorn	St. Louis
Mt. Angel	3,415	Fargo	Shaw
St. Paul	435	Hazel Green	Sidney
Salem	165,265	Hopmere	Skunkville
Scotts Mills	375	Labish Center	Sunnyside
Silverton	10,325	Little Sweden	Talbot
Stayton	7,810	Lone Pie Corner	Waconda
Sublimity	2,890	Macleay	West Stayton
Turner	2,085	Marion	
Woodburn	24,760		

There are 20 incorporated cities and 37 unincorporated communities in Marion County. Incorporated cities population data is from 2018 Oregon Blue Book. As reported by the 2010 Census, the total population of Marion County was 315,335, a 10% increase over 2000. The United States Census Bureau population estimate for July 1, 2018 is 346,868.

Points of Interest

Oregon State Capital, Champoeg State Park, The Oregon Garden, Silver Falls State Park, Detroit Dam and the North Santiam River, Breitenbush Hot Springs, Willamette River, Mt. Angel Abbey, Willamette University, Chemeketa Community College, Marion County Historical Society, Wheatland and Buena Vista Ferries, Mission Mill Museum and historic Bush House, Deepwood Estates House and Gilbert House Children’s Museum, are just a few of the attractions Marion County has to offer.

MARION COUNTY FY 2020-21 BUDGET
ABOUT MARION COUNTY

CHARACTERISTICS OF THE PEOPLE

The following are selected census data that compare characteristics of the people of Marion County to those of the United States collectively. The characteristics selected show that there are significant variances between the County and the U.S. for some items, for others there is only a small variance. The interpretation of the data will be left to the reader.

ECONOMIC CHARACTERISTICS

	Marion County		U.S.
Population 18 years and over	231,954	73.6%	76.0%
In Civilian Labor Force	137,321	63.6%	63.4%
Employed	126,682	58.7%	59.7%
Unemployed	10,639	4.9%	3.7%
Commute to Work - drove alone	90,914	72.8%	75.7%
<i>Industry Employment (top 5):</i>			
Educational services, and health care and social services	24,092	19.0%	19.9%
Manufacturing	16,574	13.1%	14.1%
Retail Trade	14,658	11.6%	11.7%
Public Administration	12,099	9.6%	4.8%
Construction	9,358	7.4%	6.8%
Class of Worker - Government	24,862	19.6%	14.6%
Persons Below Poverty Level	N/A	21.0%	26.5%
Medium Household Income	\$ 46,202	N/A	\$ 50,046

Source: U.S. Census Bureau, 2010 Census

Note: The U.S. Census Bureau categories of industry are somewhat different from those utilized by the state as reported in a Principal Employers and Employment by Industry table that is presented later in this section.

MARION COUNTY FY 2020-21 BUDGET
ABOUT MARION COUNTY

POPULATION AND HOUSING CHARACTERISTICS

	Marion County		U.S.
Total Population	346,868	100.0%	100.0%
15 years and under	70,655	20.4%	19.8%
16 years through 64 years	222,738	64.2%	67.1%
65 years and older	53,475	15.4%	13.1%
Male Population	174,987	50.4%	49.2%
Female Population	171,881	49.6%	50.8%
Vacant housing units	127,332	6.6%	11.4%
Homeownership Rate		61.0%	65.1%
<i>Residence 1 year ago:</i>			
Same house		83.9%	85.5%
Different house, same county		9.8%	8.4%

Source: U.S. Census Bureau, 2010 Census

SOCIAL CHARACTERISTICS

	Marion County	U.S.
Family households (families)*	68.2%	66.4%
Average household size	2.70	2.58
<i>Educational Attainment:</i>		
Percent high school graduate or higher	84.9%	87.3%
Percent bachelor's degree or higher	22.6%	30.9%
Civilian Veterans	9.0%	7.7%
Born in the United States	86.1%	85.1%
Institutionalized population	2.1%	1.3%
Language spoken at home - English only	74.9%	78.7%

* Out of total number of households

Source: U.S. Census Bureau, 2010 Census

MARION COUNTY FY 2020-21 BUDGET

ABOUT MARION COUNTY

ECONOMIC FORECAST

The Budget Officer has addressed local economic conditions in his transmittal, i.e., budget message, to the Budget Committee for the fiscal year 2020-21 budget. An additional perspective comes from the following excerpt from the Oregon Office of Economic Analysis executive summary of its most recent economic forecast for Oregon. The Office of Economic Analysis recognizes in the larger, more in-depth report, that economic growth is not expected to be at the same pace in the spectrum between larger metropolitan areas and rural areas, with many variables from county-to-county such as prevalent industries.

EXECUTIVE SUMMARY

March 2020

U.S. economic growth has settled in around its potential in recent quarters. The outlook is stable and the risk of recession is receding. The trade war deescalated with the signing of the Phase One trade deal between China and the U.S. and financial markets calmed following the Federal Reserve's shift in policy.

Local and national strength lies in the labor market where ongoing job gains are more than enough to meet labor force and population gains. Encouragingly the more-plentiful, and better-paying job opportunities are generating a supply side response. Workers continue to come off the sidelines and join the labor force.

One risk to the U.S. and global outlook is the potential human, social, and economic impacts of the coronavirus. Economically the worst case scenario is fears over the virus are a coordinating event that serves as a recession catalyst. Other direct impact channels, however small here in the U.S., include supply chain disruptions, lower volumes of trade, reduced Chinese tourism, and increased financial market uncertainties.

Oregon's stronger long-run economic growth historically is tied to migration and faster working-age population gains. The primary risk to the local outlook is the available labor supply, particularly as recent population estimates indicate migration is slowing more than expected. To the extent Oregon's labor force and employment gains no longer outstrip the typical state in a mature expansion, the state must rely more upon its industrial structure and productivity gains to drive faster overall economic growth.

While growth has slowed across many economic indicators, the same cannot be said for Oregon's primary sources of tax revenue. They continue to outstrip the performance of the underlying economy. The primary forecasting challenge for the current biennium is to determine what portion of the recently strong tax collections is due to temporary factors that will fade away.

Even without the onset of recession, revenue growth is facing major headwinds during the current biennium. State and federal tax policies, a big kicker refund and slower economic growth will all weigh on General Fund revenues in the near term. The longer the revenue boom persists, the more likely it becomes that permanent factors are playing a significant role in boosting tax collections. As such, revenue estimates for the current biennium have been steadily revised upward over the past two years.

Even so, given that job gains and population growth have both taken a step back, some moderation in state revenue growth is likely going forward. It is also likely that the unprecedented surge in collections that occurred during the last tax filing season was due in part to taxpayers shifting their payments response to federal tax law changes, and other temporary factors.

Together with state and federal tax law changes, the uncertain economic outlook is currently injecting a considerable amount of risk into the revenue forecast. Both April tax filing seasons are yet to come this biennium, leading to a wide range of possible outcomes. Despite this uncertainty, this forecast reflects a relatively stable outlook, with General Fund collections increasing by just over one percentage point.

Fortunately, Oregon is better positioned than ever before to weather a revenue downturn. Automatic deposits into the Rainy Day Fund and Education Stability Fund have added up over the decade-long economic expansion. Oregon is expected to end the biennium with nearly \$3 billion in reserves set aside, nearly 14% of the budget.

MARION COUNTY FY 2020-21 BUDGET
ABOUT MARION COUNTY

COUNTY FINANCIAL POSITION

The County will continue to manage the fiscal year with an acceptable financial position and a low ratio of outstanding debt to the real market value of taxable property within the county. Major long-term budget concerns include reductions in federal and state funding, rising employee benefit costs, and continued capital project needs. The county prepares a five year capital improvements project document identifying infrastructure items and supporting equipment needing upkeep and replacement.

County Debt

Debt Policy

Marion County has no formal debt policy, primarily because the county is not a regular issuer of debt. The most recent bond debt issue was in 2005 and bank loan financing for major infrastructure projects in 2013, 2016 and 2018. In practice, the county seeks to use internal financing sources or cash when possible. A significant amount of statutory debt authority exists for Marion County.

Legal Debt Limits

State statute (ORS 287A.100) limits the amount of bonded debt a county may issue to a percentage of the Real Market Value (RMV) of the County's taxable property; the limit is 2% for general obligation bonds or \$928 million, 5% limited tax pension obligations or \$2.3 billion, and 1% for limited tax obligations or \$464 million. Based on the RMV for fiscal year 2019 of \$46 billion, the County's total outstanding debt of \$60 million represents 0.13% of RMV.

Long-Term Debt

At the end of the 2018-19 fiscal year, the County had total debt outstanding of \$60,255,404, a decrease of 7% from the previous fiscal year due to repayment of outstanding principal. This amount includes \$5,888,039 in refunding bonds (Courthouse Square), \$19,773,691 in capital financing agreements, \$34,226,054 in limited tax pension obligations (PERS) and \$367,620 in notes payable (service districts). The County currently has no outstanding general obligation bonds. Standard & Poor's has given the County an issuer credit rating of AA.

Marion County's Outstanding Debt (thousands)

	Governmental Activities		Business-type Activities		Total	
	2018	2019	2018	2019	2018	2019
Refunding bonds	\$ 7,181	\$ 5,888	\$ -	\$ -	\$ 7,181	\$ 5,888
Capital financing agreements	21,514	19,774	-	-	21,514	19,774
Limited tax pension obligations	35,465	34,226	-	-	35,465	34,226
Notes payable	-	-	386	367	386	367
Total	\$ 64,160	\$ 59,888	\$ 386	\$ 367	\$ 64,546	\$ 60,255

Debt Payments

Principal and interest payments on Courthouse Square revenue bonds, PERS obligations bonds, and loans on notes are payable through the Debt Service Fund located in the Non-Departmental section of this book.

MARION COUNTY FY 2020-21 BUDGET
ABOUT MARION COUNTY

County Employment by Industry

EMPLOYMENT BY INDUSTRY

Current Fiscal Year and Ten Years Ago

	2019			2010		
	Units	Employment	% of Employment	Units	Employment	% of Employment
Government Employers:						
Federal government	52	1,416	0.81%	66	1,714	1.19%
State government	196	19,952	11.48%	196	19,328	13.45%
Local government	318	10,991	6.32%	318	14,790	10.29%
	566	32,359	18.62%	580	35,832	24.94%
Private Employers:						
Natural resources and mining	518	12,433	7.15%	445	9,318	6.48%
Construction	1,401	11,237	6.46%	1,007	5,639	3.92%
Manufacturing	417	11,672	6.71%	378	9,569	6.66%
Trade, transportation and utilities	1,752	26,114	15.02%	1,574	21,065	14.66%
Information services	165	1,272	0.73%	100	1,180	0.82%
Financial activities	982	5,560	3.20%	872	5,352	3.72%
Real estate, rental and leasing	483	1,858	1.07%	424	1,824	1.27%
Professional and business services	1,599	13,654	7.85%	1,188	10,628	7.40%
Education and health services	1,183	25,434	14.63%	1,001	18,138	12.62%
Leisure and hospitality	911	14,153	8.14%	733	10,597	7.37%
Accommodation and food services	775	12,091	6.96%	627	9,340	6.50%
Other services	1,956	5,995	3.45%	1,210	5,213	3.63%
	12,142	141,473	81.38%	9,559	107,863	75.06%
Total County Employment	12,708	173,832	100.00%	10,139	143,695	100.00%

Source: Oregon Employment Department

Notes:

- (1) Information is presented for the prior calendar year.
- (2) Includes full-time and part-time employees.

MARION COUNTY FY 2020-21 BUDGET
ABOUT MARION COUNTY

County Principal Property Taxpayers

PRINCIPAL PROPERTY TAXPAYERS

Current Fiscal Year and Ten Years Ago

Taxpayer	2019			2010		
	Rank	Taxable Assessed Value	% of Total Taxable Assessed Value	Rank	Taxable Assessed Value	% of Total Taxable Assessed Value
Portland General Electric Co	1	\$322,487,710	1.27%	1	\$214,684,018	1.12%
Northwest Natural Gas Co	2	157,141,000	0.62%	2	128,155,500	0.67%
CenturyLink (Qwest Corp)	3	130,275,920	0.51%	5	72,081,700	0.38%
Winco Foods LLC	4	96,329,141	0.38%	3	95,027,123	0.50%
Comcast Corporation	5	79,813,300	0.31%	4	92,154,200	0.48%
Woodburn Premium Outlets LLC	6	66,251,511	0.26%			
Donahue Schriber Realty Group	7	67,577,230	0.27%	8	54,306,900	0.28%
Wal-Mart Real Estate	8	53,611,730	0.21%	10	42,423,560	0.22%
Lancaster Development Co.	9	52,736,010	0.21%	6	56,708,450	0.30%
Norpac Foods Inc	10	61,955,436	0.24%	7	56,489,459	0.30%
Craig Realty Group Woodburn				9	45,330,540	0.24%
Total for principal taxpayers		\$1,088,178,988	4.29%		\$857,361,450	4.49%
Total taxable assessed value		<u>\$25,344,013,124</u>			<u>\$19,115,322,574</u>	

Sources: Marion County Tax Assessor and Tax Collector

Notes:

- (1) Information in this schedule satisfies the county's annual disclosure requirements under SEC Rule 15c2-12.

TABLE OF CONTENTS

STRATEGIC DIRECTION

Marion County Strategic Plan	19
Vision Statement	19
Mission Statement	19
Statement of Values	19
Goals and Key Indicators.....	20
Organizational Structure	25
Organization Chart	25
Department Heads and Elected Officials.....	26
Employees	26
Government Services	27

THIS PAGE HAS BEEN INTENTIONALLY LEFT BLANK

MARION COUNTY FY 2020-21 BUDGET STRATEGIC DIRECTION

MARION COUNTY STRATEGIC PLAN

MISSION STATEMENT

We serve the public to protect, promote, and enhance a positive quality of life in Marion County.

VISION STATEMENT

Marion County is a healthy, safe, and vibrant place to live and work.

MARION COUNTY MOTTO

Delivering Excellence Everyday.

Statement of Values

Our commitment to citizens and fellow employees is to top-quality service by community-focused professionals who demonstrate the following values:

- *Customer Service* – We treat our customers and one another with courtesy, respect, dignity, fairness, and understanding. We work to make Marion County accessible and responsive to a wide range of individual and community needs and interests. We promote flexible, creative, solutions-oriented approaches to resolving customer problems and meeting customer needs.
- *Professionalism* – We hire, train, and develop our employees to be knowledgeable and expert in their respective roles. We strive for the highest levels of accuracy and quality in carrying out our responsibilities to the public.
- *Integrity* – We are honest, forthright, and ethical in our dealings with others and on behalf of the public trust. We follow-through on our commitments and we hold one another and ourselves personally accountable for doing what we promise.
- *Stewardship* – We seek to make the most efficient and effective use of public resources, and we work to continuously improve our services through collaboration, innovation, and competence. We strive to create and maintain a fair, transparent and open process of government that actively seeks citizen participation and recognizes the diverse and competing interests of all of the county's constituencies.

MARION COUNTY FY 2020-21 BUDGET
STRATEGIC DIRECTION

MARION COUNTY GOALS

Each of Marion County’s goals and objectives is listed below; all county departments include key indicators in their budget document and identify a primary goal which links back to each key indicator. These goals, objectives, and key indicators help departments align and continue to work towards effectively managing public resources and strive for a focused way to address needs and emerging issues.

The detail information for each key indicator is found in each department’s budget.

COUNTY GOAL 1: PUBLIC SAFETY	
<i>Pursue a safe and secure community by protecting people, property, and economy of Marion County.</i>	
DEPARTMENT GOALS	KEY INDICATORS
Community Services: Support Reintegration into Communities Increase awareness of community reentry issues, fundraise and manage funds to prevent adults in custody from recidivism.	Marion County Client Services Fund
District Attorney’s Office: Criminal Prosecutions Aggressively prosecute and prioritize violent and person-to-person crimes.	Adult prosecution criminal cases submitted
District Attorney’s Office: Victim Assistance Program Services Measure number of victim contacts, level of customer service and workload of volunteers and staff.	Direct Services to victims of crime
District Attorney’s Office: Child Support Enforcement Funds Monitor the total amount of financial support collected for children and families under Oregon law.	Child support enforcement funds collected
Justice Court: Citations and Fines Provide for impartial hearing of court cases in an efficient manner.	Volume of citations processed; Amount of fines collected
Juvenile: Juvenile Crime Analyze data to inform policy and practice in achieving positive youth outcomes and public safety through reduction of criminogenic risk factors and recidivism, and increase in community connectivity and educational engagement.	Juvenile referral data
Sheriff’s Office: Code Enforcement Work collaboratively with community and public safety partners with an emphasis on preventing crime, problem solving and being responsive to the community’s needs.	Number of cases processed and number of cases closed
Sheriff’s Office: Collaboration Continue to work collaboratively with our community and public safety partners with an emphasis on the prevention of crime, problem solving, and being responsive to the community’s needs for public safety.	Intelligence-led public safety services; Traffic safety team education and enforcement

MARION COUNTY FY 2020-21 BUDGET
STRATEGIC DIRECTION

<p>Sheriff's Office: Recidivism</p> <p>Assess the risk of recidivism and target programs, services and interventions to reduce key criminogenic risk factors.</p>	<p>Decrease recidivism rates</p>
<p>Sheriff's Office: Safety</p> <p>Keep our community safe through maintaining a safe and secure jail and transition center, patrolling and conducting criminal investigations, providing civil process, supervising offenders through parole and probation, providing search and rescue response, and keeping our courts safe and accessible to the public through judicial security.</p>	<p>Mental illness and incarceration; Recidivism</p>
<p>County Plans Linked to Goals</p> <ul style="list-style-type: none"> · Marion County Justice Reinvestment Initiative · Sheriff's Office Core Functions & Objectives · Sheriff's Office Community Corrections Annual State Plan · Marion County Juvenile Department Strategic Plan · Marion County Reentry Initiative Strategic Plan 	
<p>COUNTY GOAL 2: TRANSPORTATION AND INFRASTRUCTURE</p>	
<p><i>Provide a safe, efficient, and reliable transportation system and maintain a vital infrastructure in the best condition available resources allow.</i></p>	
<p>DEPARTMENT GOALS</p>	<p>KEY INDICATORS</p>
<p>Public Works: Road Surface Treatment</p> <p>Annually review the cost of surface treatments by treatment type.</p>	<p>Cost per mile for surface treatment</p>
<p>Public Works: Miles of Road Surfaced</p> <p>Review the miles of road receiving treatment versus the miles that should receive treatment to preserve the entire system.</p>	<p>Miles of road resurfaced by treatment type</p>
<p>Public Works: Measure Overall Road System Infrastructure Condition</p> <p>Track ongoing condition of the road system's pavement condition.</p>	<p>Pavement condition index (PCI)</p>
<p>Public Works: Bridge Sufficiency Rating</p> <p>Receive a high bridge sufficiency rating to indicate healthy bridges.</p>	<p>Bridge sufficiency rating</p>
<p>Public Works: Recycling</p> <p>Maintain a high level of recycling in the county for a cleaner environment.</p>	<p>Recycling rate as a percent of solid waste</p>
<p>Public Works: Stormwater Community Outreach</p> <p>Improve water quality and meeting minimum requirements for the Oregon department of Environmental Quality.</p>	<p>Track and improve number of community members in education outreach; number of miles swept and number of catch basins cleaned</p>
<p>Public Works: Transfer Station Trends</p> <p>Review number of tons, cubic yards, and customers to measure overall waste generation handled in county facilities.</p>	<p>Track annual level of waste material county handles</p>

MARION COUNTY FY 2020-21 BUDGET
STRATEGIC DIRECTION

<p>County Plans Linked to Goals</p> <ul style="list-style-type: none"> · Marion County Comprehensive Plan (Land Use) · Marion County Parks Master Plan · Marion County Solid Waste Management Plan · Stormwater Management Plan 	
<p>COUNTY GOAL 3: HEALTH & COMMUNITY SERVICES</p>	
<p><i>Promote the overall health of people in Marion County by improving the delivery of quality health services and supporting community-based prevention efforts.</i></p>	
<p>DEPARTMENT GOALS</p>	<p>KEY INDICATORS</p>
<p>Community Services: Return Dogs to the Community/Increase Licensing</p> <p>Return dogs to their owners and release healthy, safe dogs back into the community.</p>	<p>Number of dogs reunited with their owners</p>
<p>Health Department: Behavioral Health</p> <p>Promote a diverse system of behavioral health and addictions services that address community and family needs from early childhood to older adulthood.</p>	<p>Parent and child mental health services; Family support services for children with developmental disabilities</p>
<p>Health Department: Public Health</p> <p>Assure the five basic public health services to residents of Marion County are met (ORS 431.416).</p>	<p>Prevention of communicable disease; Prevention of foodborne and waterborne illness</p>
<p>County Plans Linked to Goals</p> <ul style="list-style-type: none"> · Marion County Public Health Comprehensive Plan · Biennial Implementation Plan for Mental Health, Addictions and Gambling · Mid-Willamette Homeless Initiative Strategic Plan · Ambulance Service Plan · Marion County Housing Authority 5-Year Plan 	
<p>COUNTY GOAL 4: EMERGENCY MANAGEMENT</p>	
<p><i>Proactively plan, review, and maintain a comprehensive emergency management program.</i></p>	
<p>DEPARTMENT GOALS</p>	<p>KEY INDICATORS</p>
<p>Public Works: Develop and Maintain Emergency Operations Plans</p> <p>Prepare a master plan for Emergency Management that sets short and long term operational goals.</p>	<p>Volunteer hours served</p>
<p>County Plans Linked to Goals</p> <ul style="list-style-type: none"> · Marion County Emergency Operations Plan · Natural Hazards Mitigation Plan · Marion County Health Department Pandemic Influenza Plan 	

MARION COUNTY FY 2020-21 BUDGET
STRATEGIC DIRECTION

COUNTY GOAL 5: ECONOMIC DEVELOPMENT	
<i>Demonstrate a supportive attitude toward employers, businesses, and property owners that promotes economic development and high standards of livability in Marion County.</i>	
DEPARTMENT GOALS	KEY INDICATORS
Community Services: County Fair Provide effective and efficient administrative support that ensures the success of the Marion County Fair.	Fair attendance
Community Services: Economic Development Advance Marion County's economy by working with policymakers, community leaders and entrepreneurs to grow the economy, increase employment, and improve the standard of living.	Economic development projects
Public Works: Permits Continue to streamline review process for citizens with other agencies/departments on building permits, addressing, roadway improvements, survey plats, septic issues, and survey reviews.	Number of permits issued by type
County Plans Linked to Goals <ul style="list-style-type: none"> · Economic Development Strategic Plan · Marion County Fair Strategic Plan · Marion County Integrated Water Resource Plan 	
COUNTY GOAL 6: OPERATIONAL EFFICIENCY AND QUALITY SERVICE	
<i>Provide efficient, effective, and responsive government through stewardship and accountability.</i>	
DEPARTMENT GOALS	KEY INDICATORS
Assessor's Office: Technology Continually improve process efficiencies, conserve resources, and enhance service by making use of current technologies.	Added value to assessment rolls
Board of Commissioners' Office: Enterprise Approach Lead and manage the county business functions more efficiently and effectively to enhance accountability and stewardship.	Organizational and management assessments of county departments and programs
Business Services: Facilities Support Provide an enterprise approach that manages the county owned and leased facilities while focusing on customer service, fiscal responsibility, and industry best practice.	Ratio of repair hours to preventative maintenance hours
Clerk's Office: Increase Efficiency Evaluate business processes to make better use of management skills, technology and resources.	Election cost
Finance: Fiscal Integrity Streamline and standardize the county's contracting, solicitation and purchasing processes.	Contracts processed in compliance with county policy and procedure.

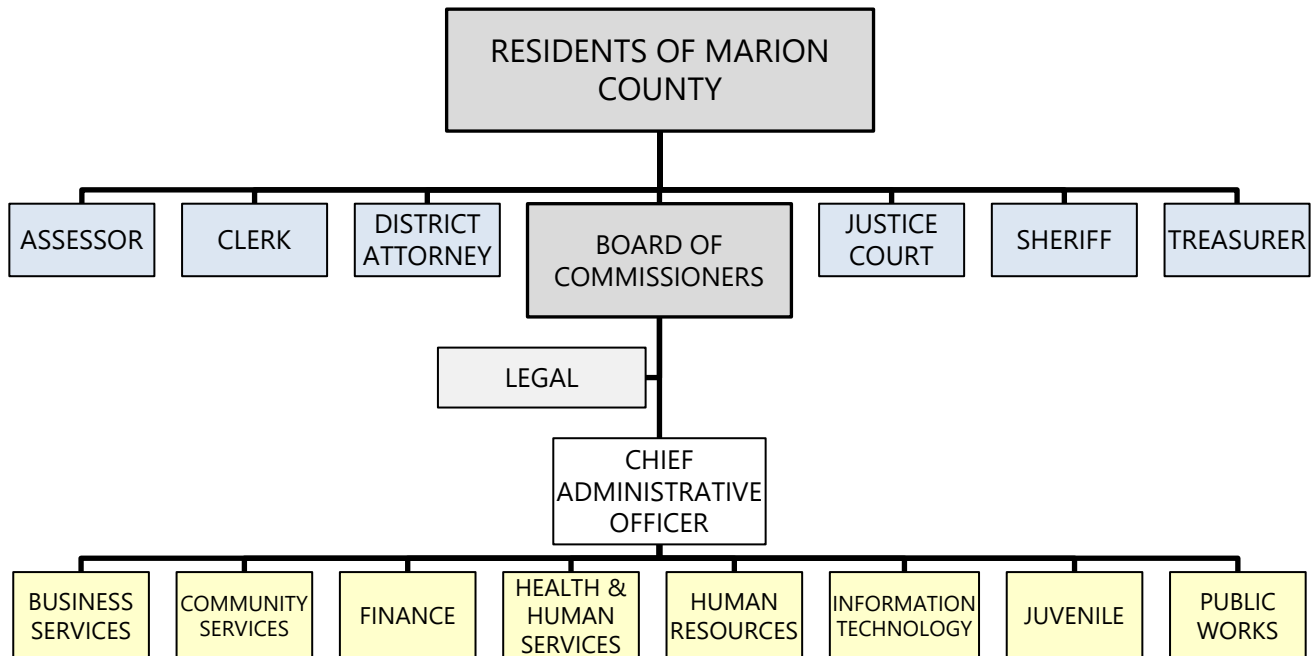
MARION COUNTY FY 2020-21 BUDGET
STRATEGIC DIRECTION

<p>Human Resources: Employee Retention</p> <p>Ensure a stable workforce to reduce associated costs with turnover and improves customer service.</p>	<p>Retention Rate calculated by % of regular employees who were retained throughout the fiscal year.</p>
<p>Information Technology: Enterprise Approach</p> <p>Maintain a five-year technology roadmap to serve as a strategic inventory of proposed and approved enterprise-wide and department specific projects sponsored by departments, information technology or both.</p>	<p>Application Management and Support</p>
<p>Legal Counsel: Hearings Officer Cases</p> <p>Use of the Hearings Officers for land use, dogs, and towed vehicles cases creates efficiencies in resolving issues in a timely, fair, and cost effective manner, saving tax payer funds.</p>	<p>Track number of land use, dog, vehicle tow and other cases by hearings officer</p>
<p>Legal Counsel: Protecting the County</p> <p>Represent the county in contested matters in court or before administrative tribunals, and recommend settlements as appropriate.</p>	<p>Tort claim notices</p>
<p>Treasurer's Office: Asset Management</p> <p>Safeguard public funds.</p>	<p>Investment portfolio returns</p>
<p>County Plans Linked to Goals</p> <ul style="list-style-type: none"> · Annual Adopted Budget · Facilities Master Plan Final Report · Facilities Condition Assessment Report · Comprehensive Annual Financial Report (CAFR) · Treasurer's Investment Portfolio Report 	

MARION COUNTY FY 2020-21 BUDGET
STRATEGIC DIRECTION

Organization Chart

The Marion County government organization is headed by an elected Board of Commissioners and has 16 departments. In addition to the Board of Commissioners, six other departments are headed by elected officials: Assessor, Clerk, District Attorney, Justice Court, Sheriff, and Treasurer. The remaining nine departments are headed by appointed officials who report to the Chief Administrative Officer: Business Services, Community Services, Finance, Health and Human Services, Human Resources, Information Technology, Juvenile, Public Works and Legal Counsel.



MARION COUNTY FY 2020-21 BUDGET
STRATEGIC DIRECTION

Department Heads and Elected Officials

DEPARTMENT	DIRECTOR	TYPE
Assessor	Tom Rohlfing	Elected
Board of Commissioners	Sam Brentano	Elected
Board of Commissioners	Kevin Cameron	Elected
Board of Commissioners	Colm Willis	Elected
Board of Commissioners	Jan Fritz	Appointed
Business Services	Colleen Coons-Chaffins	Appointed
Community Services	Tamra Goettsch	Appointed
County Clerk	Bill Burgess	Elected
District Attorney	Paige Clarkson	Elected
Finance	Jeff White	Appointed
Health and Human Services	Ryan Matthews	Appointed
Human Resources	Michelle Shelton	Appointed
Information Technology	Scott Emry	Appointed
Justice Court	Janice Zyryanoff	Elected
Juvenile	Troy Gregg	Appointed
Legal Counsel	Jane Vetto	Appointed
Public Works	Brian Nicholas	Appointed
Sheriff	Joe Kast	Elected
Treasurer	Laurie Steele	Elected

Employees

Including the department heads and elected officials, there are more than 1,500 full-time regular and part-time regular employees working for Marion County. As many as 300 part-time temporary employees are also employed in a peak month; the count varies as some employment is seasonal.

Additional information about employees is found in the appendices where there is a complete FTE position history.

Marion County 10 Year History of Full-Time Equivalent Positions

FY 11-12	FY 12-13	FY 13-14	FY 14-15	FY 15-16	FY 16-17	FY 17-18	FY 18-19	FY 19-20	FY 20-21
1317	1311	1323	1357	1413	1443	1477	1516	1517	1518

MARION COUNTY FY 2020-21 BUDGET

STRATEGIC DIRECTION

Government Services

Programs and services delivered or managed by Marion County touch the lives of virtually all residents of the county, fulfilling many roles. Marion County is a general law county, acting as an agent of the state. The county performs functions on behalf of the state, as well as providing county services.

Assessor – The Assessor’s Office assesses the value of all commercial, industrial and residential property subject to tax; collects all property taxes levied by local school districts, cities, special districts and the county; and distributes these revenues to the taxing districts to support their operations.

Board of Commissioners – The Board of Commissioners’ Office consists of three county commissioners, elected at large, who constitute the county governing body. The board appoints a chief administrative officer who is responsible for carrying out directives, policies, and ordinances of the board.

Business Services – The Business Services Department provides services that support departments in the following functions: facilities management which includes overseeing and maintaining county buildings, risk management to protect and mitigate loss of county assets as well as overseeing employee occupational safety, and overall administrative support.

Community Services – The Community Services Department promotes safe and thriving communities for people to live, learn, work and play. The department has six program areas: Grants, Marion County Fair, Lottery and Economic Development, Marion County Reentry Initiative, Dog Services and Administration. Collectively, the department facilitates partnerships between families, community members, public safety, health, education, and social service agencies; applies research in support of agriculture, forestry, enterprises, natural resources and related workforce development; provides care and shelter to lost dogs; and provides the administration for the Marion County Fair.

County Clerk – The Clerk’s Office is responsible for recording, maintaining, and archiving all county records. This office also conducts all elections within Marion County, whether for federal, state or local government.

District Attorney – The District Attorney’s Office prosecutes people accused of committing crimes in the county. This office also collects child support payments ordered by the courts and provides assistance to crime victims.

Finance – The Finance Department provides financial services that support departments in delivering their services to customers and clients. This involves functions such as processing and maintaining the county’s payroll and accounting records, accounts payable and receivable, purchasing, contract management, grants compliance, and budget preparation. In addition, tax-foreclosed property is managed by the Finance Department.

Health and Human Services – The Health and Human Services Department inspects and licenses all restaurants, school cafeterias and other food vendors. It provides immunizations for children and tracks and works to control infectious diseases. It records birth and death certificates. It provides case management for those with developmental disabilities; maintains programs for those with chronic and acute mental illness; and provides treatment for those with substance and gambling addictions.

Human Resources – The Human Resources Department was formed in FY 2020-21 and is responsible for providing recruitment, classification and compensation, employee and labor relations, workforce data management, workforce planning and development, benefits and wellness to county employees, and oversight of volunteer services.

MARION COUNTY FY 2020-21 BUDGET STRATEGIC DIRECTION

Information Technology – The Information Technology Department provides supporting services to county departments by operating and maintaining the county's information technology and telecommunications systems.

Justice Court – The Justice Court hears minor traffic offenses, some misdemeanors and small civil claims (\$10,000 or less). In addition, the Justice Court can hear cases related to violations of county ordinances, such as charges of excessive noise or dogs running at large.

Juvenile – The Juvenile Department operates a juvenile detention center, restitution and education programs, and probation services for juvenile offenders. The department keeps juveniles who are under court order in schools, educational and vocational programs, and under supervision.

Legal – The attorneys in the Legal Counsel Department are the civil lawyers and counselors for Marion County. The county law library serves attorneys, judges, litigants and the public. The law library is authorized and mandated by the state, and operates solely on revenue derived from filing fees in the Circuit Court.

Public Works – The Public Works Department is responsible for road and bridge maintenance, construction, management of the regional emergency operations center, county parks, the Buena Vista and Wheatland ferries, and disposal of solid waste, while protecting the environment and promoting recycling. Land use planning, surveying, and building inspection are also managed by Public Works.

Sheriff – The Sheriff's Office is responsible for patrol duties, traffic enforcement, criminal investigations, search and rescue, marine patrol and law enforcement contracts throughout the entire county. In addition, the Sheriff's Office manages the county jail. The Sheriff's Office also supervises parole and probation offenders in Marion County.

Treasurer – The Treasurer's Office is the cash custodian for the county and maintains records for the receipt and payment of county funds. The treasurer is also the investment manager for the county, investing funds in accordance with Oregon law and the county's investment policy, and ensuring adequate cash is available to meet county obligations.

TABLE OF CONTENTS

SUMMARY

Total Budget.....	29
Total County Resources.....	29
Total County Resources Chart.....	30
Major County Resources	31
County Resources Including the General Fund	31
Net Working Capital	31
Taxes	32
Intergovernmental Federal.....	32
Intergovernmental State	32
Intergovernmental Local	33
Charges for Services	33
Financing Proceeds	34
Transfers from Other Funds.....	35
Administrative Cost Recoveries	35
Settlements.....	35
All Other Revenue.....	35
Major County Requirements.....	36
Requirements Categories	37
Personnel Services.....	38
Materials and Services	39
Funds Overview.....	39
Budget by Fund	41
Budget by Fund and Department.....	43
General Fund Summary	45
Major Resources.....	45
Major Requirements	47
Central Services Fund Summary.....	50
Major Resources.....	50
Major Requirements	52
Programs Funded in Part by State Resources	54

THIS PAGE HAS BEEN INTENTIONALLY LEFT BLANK

MARION COUNTY FY 2020-21 BUDGET
SUMMARY

TOTAL BUDGET

The fiscal year 2020-21 budget totals \$466,010,709. This is a \$-12,713,092 or a -2.7% **decrease** from the total fiscal year 2019-20 budget. Oregon local budget law requires a balanced budget to be adopted by the governing body. Therefore, total resources and total requirements must be equal.

The budget includes \$107,849,047 General Fund and \$358,161,662 for all other funds. Some county departments are funded partially or entirely through the General Fund whose primary revenue is property taxes. The majority of non-General Fund revenues are federal, state, and other agencies' contracts and grants that, by law, must be spent for specific purposes. In this Summary section and throughout the remainder of this book, all current fiscal year 2019-20 budget amounts include changes through supplemental budgets.

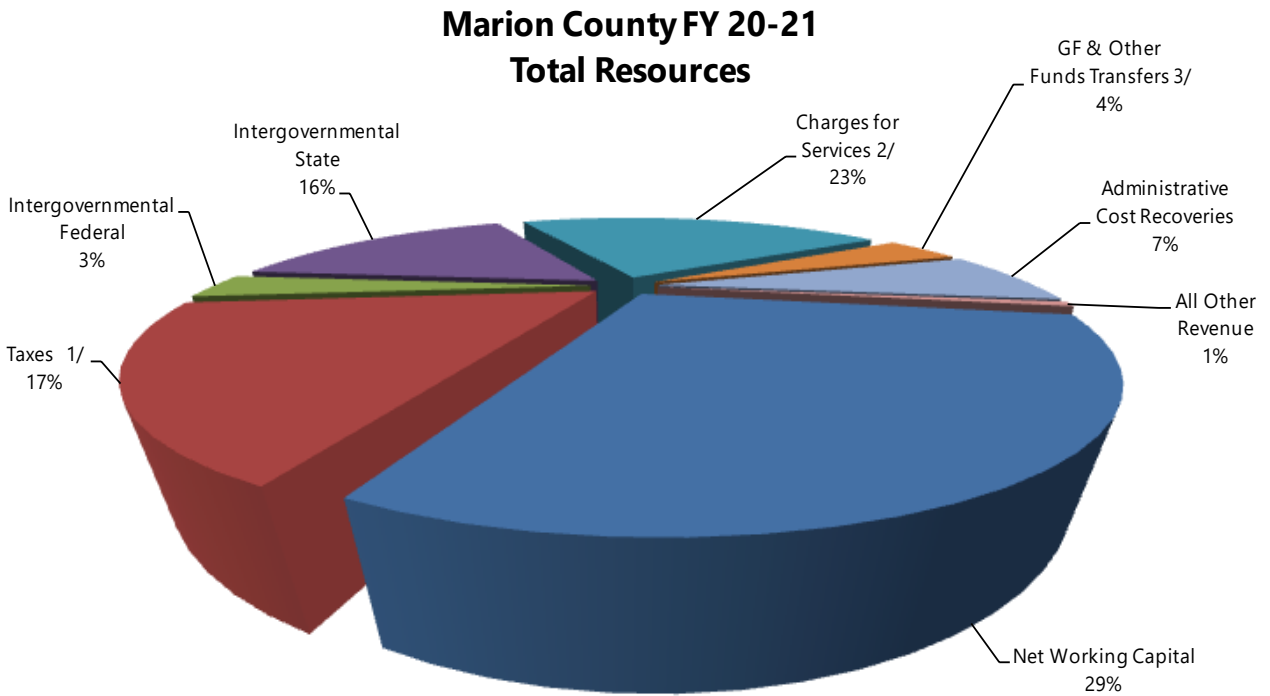
TOTAL COUNTY RESOURCES

The county's revenue and other available resources are shown in major categories on the following schedules. In addition to revenues expected to be collected during the fiscal year, local budget law requires other available resources to be disclosed in the budget, including beginning net working capital, internal transactions, and transfers. These together are referred to as resources. Beginning net working capital is the prior fiscal year ending fund balance. Marion County's internal transactions are transactions between funds resulting from one department providing a service to another. The sum of revenues, net working capital, internal transactions, and transfers are the total resources. The total resources budget is \$466,010,709.

County Resources Summary
FY 2020-21

FY 17-18 ACTUAL	FY 18-19 ACTUAL	RESOURCES	FY 19-20 BUDGET	FY 20-21 ADOPTED	INCREASE/ (DECREASE)	+/- % Prior Budget
70,388,850	75,056,435	Taxes	76,766,878	79,243,460	2,476,582	3.2%
3,852,091	4,593,210	Licenses and Permits	3,872,420	4,076,885	204,465	5.3%
10,274,928	9,148,766	Intergovernmental Federal	16,509,803	15,145,490	(1,364,313)	-8.3%
73,802,446	80,279,238	Intergovernmental State	77,743,821	75,694,277	(2,049,544)	-2.6%
14,646,083	14,577,308	Intergovernmental Local	7,843,834	-	(7,843,834)	-100.0%
77,067,280	80,013,629	Charges for Services	90,340,151	101,293,240	10,953,089	12.1%
26,164,526	29,960,654	Admin Cost Recovery	31,774,925	33,261,630	1,486,705	4.7%
2,906,801	2,893,121	Fines and Forfeitures	2,868,575	2,880,952	12,377	0.4%
2,084,984	2,950,592	Interest	2,140,024	2,614,532	474,508	22.2%
776,070	512,809	Other Revenues	615,798	255,600	(360,198)	-58.5%
14,296,809	17,260,940	General Fund Transfers	14,661,130	10,782,600	(3,878,530)	-26.5%
5,947,302	6,518,869	Other Fund Transfers	10,344,292	7,545,082	(2,799,210)	-27.1%
307,818	462,922	Settlements	15,000	10,000	(5,000)	-33.3%
5,000,000	-	Financing Proceeds	-	-	-	n.a.
128,341,658	136,200,157	Net Working Capital	143,227,150	133,206,961	(10,020,189)	-7.0%
435,857,645	460,428,651	TOTAL RESOURCES	478,723,801	466,010,709	(12,713,092)	-2.7%

MARION COUNTY FY 2020-21 BUDGET
SUMMARY



- 1/ Total taxes include property tax collections (current year collections, delinquent taxes anticipated to be collected in the current year, and interest and penalties on delinquent tax), and cable television franchise taxes.
- 2/ Includes licenses, permits, fees, tolls, certain reimbursements, and other charges for services.
- 3/ Includes General Fund transfers to other funds as well as other transfers between funds.

MARION COUNTY FY 2020-21 BUDGET SUMMARY

MAJOR COUNTY RESOURCES

County resources may be categorized according to like characteristics as shown on the total county resources pie chart on the previous page. Net Working Capital is a resource although it is not classified as revenue. The General Fund is the largest fund within the county. Resources specific to the General Fund are discussed in another section of this book.

County Resources Including the General Fund

A discussion of each total county major resource follows. Comparative budgets for resources are stated for fiscal years 2019-20 and 2020-21. The reasons for year-to-year budget changes in departmental and non-departmental program budgets are discussed in other parts of this book and not necessarily discussed in this section, other than some high level comparisons. Note that the amounts discussed in this section are rounded.

Total County Resources Including the General Fund

RESOURCES	FY 19-20 BUDGET	FY 20-21 BUDGET (excluding GF)	FY 20-21 GENERAL FUND BUDGET	FY 20-21 BUDGET TOTAL	INCREASE / (DECREASE) PRIOR BUDGET	+/- % PRIOR BUDGET
Net Working Capital	143,227,150	118,538,622	14,668,339	133,206,961	(10,020,189)	-7.0%
Taxes ^{1/}	76,766,878	400,000	78,843,460	79,243,460	2,476,582	3.2%
Intergovernmental Federal	16,509,803	14,679,490	466,000	15,145,490	(1,364,313)	-8.3%
Intergovernmental State	77,743,821	71,414,645	4,279,632	75,694,277	(2,049,544)	-2.6%
Intergovernmental Local	7,843,834	-	-	-	(7,843,834)	-100.0%
Charges for Services ^{2/}	97,081,146	103,999,507	4,251,570	108,251,077	11,169,931	11.5%
Transfers From Other Funds	25,005,422	13,848,636	4,479,046	18,327,682	(6,677,740)	-26.7%
Admin Cost Recovery	31,774,925	33,261,630	-	33,261,630	1,486,705	4.7%
Settlements	15,000	10,000	-	10,000	(5,000)	-33.3%
Financing Proceeds	-	-	-	-	-	0.0%
All Other Revenues ^{3/}	2,755,822	2,009,132	861,000	2,870,132	114,310	4.1%
TOTAL RESOURCES	478,723,801	358,161,662	107,849,047	466,010,709	(12,713,092)	-2.7%

1/ Taxes outside the General Fund are trash collection fees.

2/ Includes licenses, permits, fees, reimbursements, and other charges for services.

3/ Includes fines, interest, and miscellaneous revenue.

Net Working Capital

The terms "net working capital" and "beginning fund balance" are interchangeable in budgeting and Marion County uses the term net working capital. A program's beginning fund balance is equal to the ending fund balance of the prior year. A fund balance is the accumulation of revenues over expenditures throughout the life of the fund, essentially the unexpended portion of revenues for any given fund.

Total Net Working Capital **decreased \$10 million** compared to the prior fiscal year budget for all funds. The majority of the county's current funds have Net Working Capital budgeted for FY 2020-21. A couple of funds do not budget Net Working Capital, such as internal service funds. The Central Services Fund, by rule, has no ending fund balance as it charges administrative charges to other funds in an amount equal to its total expenditures. Other funds simply do not anticipate any year-end savings to carry forward. One fund is required by law to transfer out to taxing districts all revenue received.

MARION COUNTY FY 2020-21 BUDGET SUMMARY

Taxes

Property Taxes

More than ninety-nine percent (99%) of tax revenue in the County is from **property taxes** and these are recorded in the General Fund. The property taxes, interest, and penalties total budget for FY 2020-21 is \$78.8 million.

Franchise Fees on Trash Collectors

Franchise fees are classified as a tax by local government financial rule. Franchise fees are paid by trash collectors and allocated to solid waste management activities. They are managed by the Environmental Services program of the Public Works Department.

Intergovernmental Federal

Intergovernmental federal revenue is estimated based on current information provided by state agencies for pass-through federal funds and provided by federal grantor agencies for direct grants. In some cases departments use their knowledge of federal statutory funding requirements or what discretionary funding is available, and at what level.

Oregon Department of Justice Child Support Subsidies

These are federal child support revenues passed through the Oregon Department of Justice, Division of Child Support, to maintain child support enforcement activities, which is a 66% federal match on qualified expenses for support enforcement activities pursuant to federal statute under Title IV of the Social Security Act.

Health and Human Services Grants and Contracts

These are federal funds passed through the Oregon Health Authority for public health for \$1.5 million and mental health for \$1.1 million for FY 2020-21 services, which is similar to the prior year funding. However, additional funding is typically received during the course of the fiscal year.

Federal Aid Highway Program

The Public Works Fund is budgeted to receive \$5.8 million from the Federal Highway Administration passed through the Oregon Department of Transportation for roads and bridges repairs. Amounts vary substantially from year-to-year as major projects are funded intermittently with a wide range of project costs. This is almost \$2 million less than FY 2019-20.

Other Federal Revenues

A wide variety of other federal funding and their amount is received by the county each year for purposes ranging from emergency management to ferry operations to Sheriff's services provided to the federal Bureau of Indian Affairs school contract and many more.

Intergovernmental State

State revenue is estimated based on current information provided by state grant and contract officials, reinforced by quarterly state economic forecasts, trend analysis examining whatever number of years appears to best characterize a trend, and state statutory requirements to provide funding. There are numerous state grants of all sizes going to multiple funds in FY 2020-21; only the major grants are discussed below.

Gas Tax (Motor Vehicle Fuel Tax)

The gas tax is a state fuel tax calculated on a per gallon basis. Oregon's constitution is the legal authority for imposing and collecting the gas tax, and dedicates the tax revenue to transportation funding. The Oregon Department of Transportation (ODOT) is responsible for distribution of the tax revenues. Revenues must be used exclusively for the construction, reconstruction, improvement, repair, maintenance, operation and use of public highways, roads, streets, roadside rest areas, and some of the cost of administration. The Public Works

MARION COUNTY FY 2020-21 BUDGET SUMMARY

Department is the recipient of all gas tax. FY 2020-21 gas tax revenue is budgeted at \$22.9 million, a \$1.2 million decrease over the prior year.

Mental Health Contracts

Mental health, alcohol and drug, and developmental disabilities contract and revenues are received from the Oregon Health Authority, Oregon Department of Human Resources, and other agencies. The funds are used for programs administered through the Health and Human Services Department and for contracting with outside non-governmental organization providers of similar services. The FY 2020-21 budget of \$22.5 million, is a slight increase over the prior year.

Community Corrections Grant-in-Aid

This revenue is distributed from the Oregon Department of Corrections to the Sheriff's Office as payment for the county's assumption of responsibility for felons on parole, on probation, on post-prison supervision, sentenced to 12 months or less incarceration, and other purposes. The Sheriff's Office allocates the funding for parole and probation programs and care of county jail inmates. FY 2020-21 revenues are budgeted at \$12.2 million, same as the prior year.

Video Lottery

The Oregon State Lottery Commission transfers an amount equal to 2.5% of net receipts from video lottery games, similar to casino slot machines, from the State Lottery Fund to counties, with ninety percent distributed to each county in proportion to the gross receipts from the games in each county. Funds are required to be expended on economic development activities. The Community Services Department administers the economic development programs and projects that are recommended by the county's Economic Development Advisory Board and approved by the Board of Commissioners. Video Lottery revenue is budgeted at \$1.4 million for FY 2020-21, a \$560K decrease over the prior year.

Intergovernmental Local

Prior to January 2020, Intergovernmental Local funding reflected the Medicaid funding received from Mid-Valley Behavioral Care Network (BCN) for behavioral health services. Those funds are now being administered through PacificSource Community Solutions as the Coordinated Care Organization (CCO) for Marion County and are reflected in Charges for Services revenue account.

Charges for Services

There is a great diversity of services provided by Marion County and Charges for Services revenues reflect that diversity. Charges for services include fees for health, public safety, environmental health, surveyor, building inspection, land use planning, solid waste disposal, and dog services, as well as county fair sales, insurance assessments, various reimbursements, street assessments, ferry tolls, property leases, fleet rentals, recording fees, work crew fees, parking permits and many more.

Waste-to-Energy Tipping Fees

The Public Works Department Environmental Services Program earns solid waste disposal tipping fees collected at the Waste-to-Energy Facility located in Brooks. The plant is privately owned and operated under a contract with Marion County, with the county receiving a share of the gross receipts. Tipping revenue is relatively finite and stable because there is a limit to capacity and the plant generally operates at capacity. The \$12.6 million budgeted for FY 2020-21, similar to the prior year.

Salem-Keizer Recycling and Transfer Station (SKRTS), North Marion and Brown's Island Tipping Fees

Customers who are not commercial garbage haulers bring garbage to SKRTS in southeast Salem, North Marion Recycling and Transfer Station in Woodburn, or Brown's Island Demolition Landfill in south Salem and pays a tipping fee. The garbage from SKRTS and North Marion is subsequently transported to the Waste-to-

MARION COUNTY FY 2020-21 BUDGET SUMMARY

Energy Facility and incinerated. Compostable material goes to a commercial composting facility. Recyclable items are hauled to recycling markets. The fees are part of Environmental Services Fund general operating revenues. FY 2020-21 budgeted revenues of \$9.5 million which is a slight increase over the prior year.

Electricity Generation Fees

The Waste-to-Energy Facility incinerates waste at high temperature, generating steam that in turn drives turbines that generate electrical power. This electrical power is sold to Portland General Electric (PGE). Part of the fees earned from the sale of electricity goes to the county under the terms of the contract with the plant owner. The FY 2020-21 budget of \$1.6 million is consistent with the prior year. The funds are allocated to Environmental Services Fund operations.

Medicaid Fees

The Health and Human Services Department bills the state for federal Social Security Act Title XIX ("19") Medicaid fees for services. Behavioral health services for Medicaid are billed under an Office of Mental Health and Addiction Services contract. Other billings occur under Department of Human Services, Office of Medical Assistance Program for services provided to clients covered by the Oregon Health Plan. Health and Human Services Department charges are based on unit cost; however the actual reimbursement is set per the payer's reimbursement schedule. The Juvenile Department also bills federal Medicaid through the state. The fees are for provision of a standardized program of rehabilitation services to qualified youth. The Guaranteed Attendance Program (GAP) also provides these services. The \$2.4 million FY 2020-21 budget is a decrease over the prior budget.

Supervision Fees (Probation and Parole)

A state regulated supervision fee is assessed each adult parole and probation client. The Sheriff's Office allocates these fees to offset a portion of the cost of supervision of parole and probation clients. The FY 2020-21 budget of \$0.8 million is consistent with prior years.

Public Works Fleet Rentals

The Public Works Department collects for rental of motor pool cars and for fleet vehicle leases to departments. The FY 2020-21 revenues of \$1.6 million, a slight increase from prior years.

Insurance

Charges for Services includes insurance charges budgeted in the Self-Insurance Fund. County departments are charged for a share of several types of county insurance costs. Significant amounts for FY 2020-21 are: medical and dental health insurance \$27.0 million; liability insurance \$1.3 million; workers' compensation insurance \$0.7 million; and group life, long-term disability and unemployment insurance total \$0.9 million. The cost of insurance is consistent with the prior year.

Licenses and Permits

Licenses and permits revenue is estimated based on trend analysis covering five years, including review of each of the types of fees collected. State quarterly economic forecasts are also reviewed with attention to the housing industry specifically and the construction industry generally.

Structural (Building) Permits

Building inspection revenues are generated from fees for structural, mechanical, plumbing, and electrical inspections, and from permits. These are revenues managed by the Department of Public Works. The \$3.5 million FY 2020-21 budget is slight increase over the prior year.

Financing Proceeds

Financing proceeds are used to account for any bank loans, typically for construction or capital projects. There are no financing proceeds budgeted for FY 20-21.

MARION COUNTY FY 2020-21 BUDGET SUMMARY

Transfers from Other Funds

In Marion County's governmental budgeting system, resources are sometimes moved from one fund to another by means of transfer accounts. The fund receiving the transfer shows it as a fund resource. The result is that revenue is counted twice; once when revenue is initially recorded in fund "A", and a second time after transferring out of fund "A" into fund "B". One of the most common situations is a transfer from the General Fund to other funds, including capital funds, debt service funds, and operating funds that are primarily funded by non-General Fund resources but require either temporary or long-term additional funding in order to pay the full cost of providing the service. Other funds are budgeted to receive a total of \$10.7 million from the General Fund in FY 2020-21. Another \$7.5 million is budgeted for transfers between other funds, such as transfers from the Criminal Justice Assessment Fund to the Sheriff's Grant Fund and the Juvenile Grant Fund, and a variety of other transfers.

Administrative Cost Recoveries

Internal services departments provide services to all other departments and funds are recorded under Administrative Cost Recoveries. Services provided are county administration, information technology, financial management, payroll, human resources, risk management, facilities management, and legal counsel. Administrative Cost Recoveries also account for the debt service assessment for the Public Employee Retirement System.

Administrative cost recoveries are unique revenue. The maximum that can be earned is a fixed amount based on a cost allocation plan. For example, the Information Technology Department knows how much it will be allowed to charge other departments and programs for its services based on its budget approved by the budget officer. In this case, revenue is matched to expenditures. If the department expends less than budgeted, other departments will be charged accordingly and the actual revenue will be matched to the actual expenditures at fiscal year-end. The Administrative Cost Recovery revenue for FY 2020-21 is \$33.2 million, an increase of \$1.5 million over FY 2019-20.

Settlements

Settlement revenue comes from settling financial claims against outside parties either through legal proceeding or outside of court, and tends to be one-time.

All Other Revenues

The revenue categories remaining are fines and forfeitures, interest (from loans or investment earnings) and miscellaneous revenue that includes inter-fund loan principal payments, donations and private foundation grants, reimbursements, and a further variety of other small revenues. Most of these are often one-time revenues and vary substantially from year to year.

MARION COUNTY FY 2020-21 BUDGET
SUMMARY

MAJOR COUNTY REQUIREMENTS

Major categories of requirements are shown on the schedule below for the purpose of presenting data discussed in the section immediately following.

FY 2020-21 Requirements by Major Categories						
	Total Direct Expenditures	Administrative Charges *	Transfers Out	Contingency	Reserves and Ending Fund Balance	Total Requirements
General Fund	73,169,381	12,055,431	10,782,600	2,226,435	9,615,200	107,849,047
All Other Funds	248,861,822	18,285,376	7,545,082	24,380,319	59,089,063	358,161,662
Total	322,031,203	30,340,807	18,327,682	26,606,754	68,704,263	466,010,709

* Internal service charges

The amount planned for expenditure during a fiscal year is always less than the total budget. Oregon local budget law requires reporting of expenditures, internal transactions between funds, transfers, contingencies, and unappropriated ending fund balance in the total budget. These together are referred to as requirements.

The total budget includes internal transactions and transfers that are counted twice. Internal transactions are transactions between funds resulting from one department providing a service to another. On the expenditure side they are referred to as internal service (“administrative”) charges. Transfers are a special type of internal transaction that involves transferring resources out of one fund into another fund. For example, funds are transferred out of the General Fund into the Capital Improvement Projects Fund. In the General Fund, the transfer out is an expenditure, and in the Capital Improvement Projects Fund the incoming transfer is a resource which is in turn allocated to expenditures.

The total requirements budget is \$466,010,709. This is the sum of the direct expenditures, administrative charges, transfers out, contingency, reserves, and ending fund balance.

The expenditures budget is \$370,699,692. This is the total of direct expenditures, administrative charges (internal service), and transfers out. Expenditures equal true appropriation authority, e.g., authority to expend. Contingency, reserves, and ending fund balance totaling \$95,311,017 are excluded from the expenditures total.

Total direct expenditures are \$322,031,203. This is the direct expenditure (resulting in cash outlays) for Personnel Services, Materials and Services, Capital Outlay, Debt Service Principal, Debt Service Interest, and Special Payments.

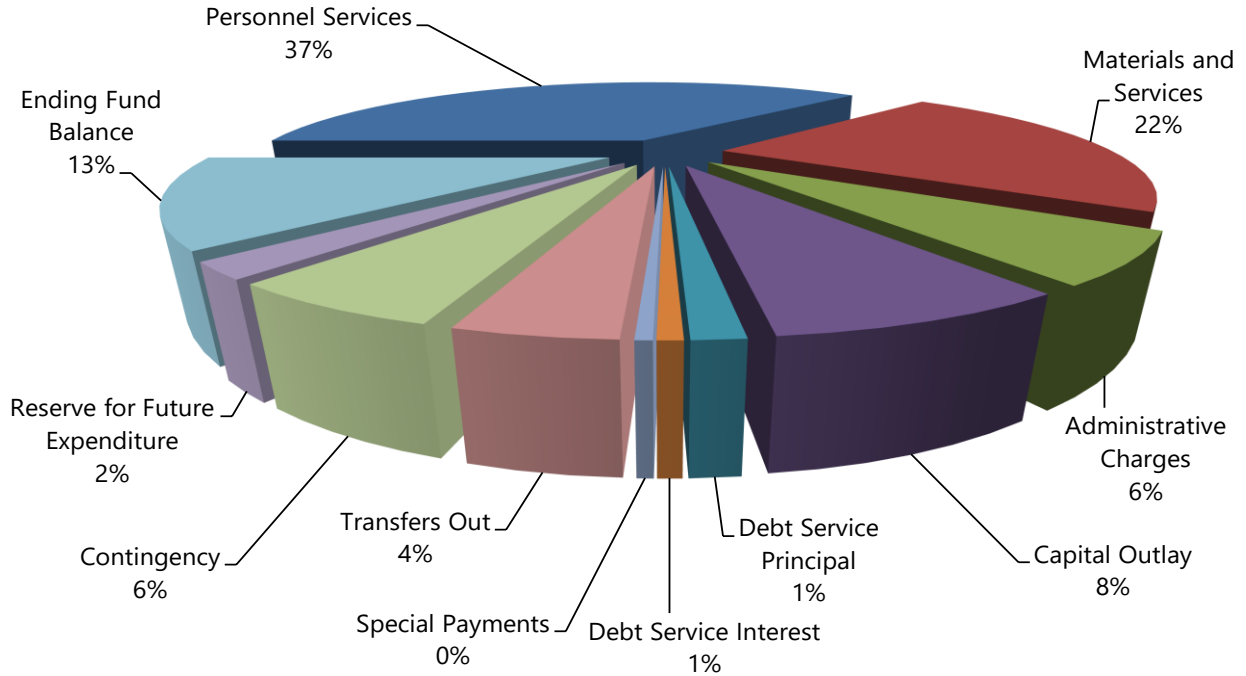
MARION COUNTY FY 2020-21 BUDGET SUMMARY

Requirements Categories

County Requirements Summary
FY 2020-21

FY 17-18 ACTUAL	FY 18-19 ACTUAL	REQUIREMENTS	FY 19-20 BUDGET	FY 20-21 ADOPTED	INCREASE / (DECREASE)	+/- % Prior Budget
140,875,837	146,962,568	Personnel Services	167,858,084	173,890,542	6,032,458	3.6%
83,670,056	89,989,560	Materials and Services	105,033,837	102,074,148	(2,959,689)	-2.8%
23,575,828	26,449,536	Administrative Charges	29,682,457	30,340,807	658,350	2.2%
22,772,355	20,007,061	Capital Outlay	41,826,608	35,294,229	(6,532,379)	-15.6%
4,802,613	5,335,544	Debt Service Principal	5,931,419	5,979,267	47,848	0.8%
3,185,231	3,186,185	Debt Service Interest	3,033,229	2,853,536	(179,693)	-5.9%
531,456	1,491,237	Special Payments	3,562,860	1,939,481	(1,623,379)	-45.6%
20,244,112	23,779,809	Transfers Out	25,005,422	18,327,682	(6,677,740)	-26.7%
-	-	Contingency	21,465,433	26,606,754	5,141,321	24.0%
-	-	Reserve for Future Expenditure	11,681,161	9,743,085	(1,938,076)	-16.6%
-	-	Ending Fund Balance	63,643,291	58,961,178	(4,682,113)	-7.4%
299,657,489	317,201,500	TOTAL REQUIREMENTS	478,723,801	466,010,709	(12,713,092)	-2.7%

Marion County FY 2020-21 Budget Total Requirements



MARION COUNTY FY 2020-21 BUDGET SUMMARY

Direct Operating Expenditures

The primary direct operating expenditure accounts are Personnel Services and Materials and Services.

Personnel Services

The county's personnel regulations allow for an annual five percent step increase for satisfactory service (merit). The county has a high percent of employees who have worked enough years to have reached the last step in their grade level, or are at longevity steps. A high number of employees in the step 7 and longevity steps tend to keep overall percentage pay increases lower than the five percent.

A policy of requiring vacant positions to be budgeted no higher than a step 1 has had the effect, in some funds and programs, of lowering the Personnel Services budget. This is particularly true for positions that became vacant at the time the incumbent is being paid at step 7, or longevity, and departments are not allowed to budget at the same level for replacements. All positions requested to be filled at a step higher than a step 1 require Budget Officer approval. Periodic changes in pay grades for specific positions to bring pay within comparative local government rates ("market") also has an impact on the funds and programs involved.

The increase in total fringe benefits in recent years is attributable to health insurance and Public Employee Retirement System (PERS) rate increases.

The main factors that affect the total Personnel Services increase of \$6.0 million for FY 2020-21 over the prior year are:

- (1) A net increase of 1.2 Full-Time Equivalent (FTE) positions that were approved by the Budget Officer;
- (2) Normal step and merit increases, as well as several market reviews that were conducted in FY 2019-20;
- (3) Cost-of-living allowances for all county positions; and
- (4) A \$2.4 million increase in fringe benefits which is mostly attributed to PERS (Public Employee Retirement System) expenditure increase of \$1.8 million.

Countywide Personnel Services Summary					
FY 17-18 ACTUAL	FY 18-19 ACTUAL	PERSONNEL SERVICES	FY 19-20 BUDGET	FY 20-21 ADOPTED	+/- % Prior Budget
89,615,524	93,003,944	Salaries and Wages	103,444,054	107,097,647	3.5%
51,260,314	53,958,624	Fringe Benefits	64,414,030	66,792,895	3.7%
140,875,837	146,962,568	Total Personnel Services	167,858,084	173,890,542	3.6%
1477	1516	FTE	1517	1518	0.1%

MARION COUNTY FY 2020-21 BUDGET SUMMARY

Materials and Services

General Fund and Central Services Fund departments are not allowed to budget for across-the-board increases in Materials and Services. They are generally required to absorb inflationary increases by reducing whatever line items are considered lower priority than the inflation-driven line items, or simply do with less. There are exceptions, primarily in situations where departments are required to take on new types of expenditures, or for the non-departmental portion of either fund which are sometimes allocated funds for one-time projects that require contracted services. Other departments and programs have been allowed to reflect inflationary increases to the extent that available resources allow. Expenditures by subcategories are shown below.

Countywide Materials and Services Summary

FY 17-18 ACTUAL	FY 18-19 ACTUAL	CATEGORY	FY 19-20 BUDGET	FY 20-21 ADOPTED	+/- % Prior Budget
3,212,426	3,529,644	Supplies	4,053,171	3,669,429	-9.5%
4,377,084	5,147,416	Materials	5,571,232	5,603,572	-0.6%
1,209,196	1,368,333	Communications	2,106,710	1,874,916	-11.0%
1,937,401	2,008,482	Utilities	1,986,154	1,958,439	-1.4%
37,296,763	40,406,418	Contracted Services	48,414,799	46,547,522	-3.9%
3,100,122	3,746,644	Repairs and Maintenance	4,123,389	4,068,346	-1.3%
4,619,342	5,100,188	Rentals	5,276,755	5,285,165	0.2%
25,803,466	26,394,514	Insurance	30,407,960	30,256,947	-0.5%
2,114,257	2,287,921	Miscellaneous	3,093,667	2,809,812	-9.2%
83,670,056	89,989,560	Total Materials and Services	105,033,837	102,074,148	-2.8%

FUNDS OVERVIEW

Oregon local budget law requires the use of funds for budgeting. Funds are self-balancing accounts used to record financial resources, related liabilities and balance changes, all segregated for specific, regulated activities and objectives.¹

General Fund

A general fund is used to account for all activities for which specific types of funds are not required. The General Fund is the largest fund within the county. The General Fund supports public safety and judicial activities, assessment and taxation, county clerk, and treasury within the fund, and transfers supplemental funding to other funds and departments.

Special Revenue Funds

Special revenue funds account for revenue that by federal law, Oregon statutes, or other requirements must be dedicated to specific expenditure purposes. The majority of Marion County's funds are special revenue funds. Major funds are the Community Corrections Fund, Health and Human Services Fund, and Public Works Fund.

¹ p. 19, Local Budgeting Manual, Oregon Department of Revenue (Programs\Property Tax\Local Budget Law)

MARION COUNTY FY 2020-21 BUDGET SUMMARY

Reserve Funds

A reserve fund is a type of special revenue fund to hold moneys to be accumulated and expended for future purposes. The county has two reserve funds – the Rainy Day Fund and the Capital Building and Equipment Fund.

Debt Service Fund

A debt service fund accounts for the payment of principal and interest on all long-term debt.

Enterprise Funds

An enterprise fund accounts for services that are rendered to the general public. The county uses two enterprise funds. They are the Environmental Services Fund and the Stormwater Management Fund in the Public Works Department.

Internal Service Fund

An internal service fund is similar to an enterprise fund except services are not rendered to the public. Rather, services are rendered to other departments and activities. The county uses one internal service fund, the Central Services Fund, to account for central services such as financial management, human resources, facilities operations and maintenance, risk management, information technology, and legal counsel.

Capital Funds

Capital funds account for the acquisition and improvement of capital facilities and acquisition of capital equipment. The county currently has three capital funds budgeted.

BUDGET BY FUND REQUIRED BY LAW

The Budget Committee approves and the Board of Commissioners adopts the budget on a fund basis in accordance with Oregon local budget law. For FY 2020-21, the county currently uses 35 funds.

MARION COUNTY FY 2020-21 BUDGET SUMMARY

FY 2020-21 Budget by Fund

FY 17-18 Expenditures	FY 18-19 Expenditures	Fund Category and Name	FY 19-20 Budget	FY 20-21 Adopted	Change from Prior year	% Change
Operations						
84,501,869	91,704,182	General Fund	106,884,798	107,849,047	964,249	0.9%
2,618,239	2,854,641	Building Inspection	7,771,629	7,983,659	212,030	2.7%
22,415,323	24,709,019	Central Services	27,826,965	28,351,317	524,352	1.9%
1,617,688	1,691,322	Child Support	2,043,011	2,163,577	120,566	5.9%
16,122,213	16,414,695	Community Corrections	17,258,152	17,025,201	(232,951)	-1.3%
55,982	119,541	Community Services Grants	90,567	69,908	(20,659)	-22.8%
122,701	119,751	County Clerk Records	260,814	281,269	20,455	7.8%
483,251	410,447	County Fair	655,705	570,074	(85,631)	-13.1%
1,224,821	1,254,577	District Attorney Grants	1,375,589	1,413,490	37,901	2.8%
1,269,465	1,392,276	Dog Services	1,667,256	1,691,567	24,311	1.5%
-	358,378	Enhanced Public Safety ESSD	2,914,326	3,299,206	384,880	13.2%
22,446,726	25,007,594	Environmental Services	44,354,208	49,003,706	4,649,498	10.5%
1,908,928	1,781,058	Fleet Management	4,226,108	3,175,251	(1,050,857)	-24.9%
53,911,725	59,265,020	Health and Human Services	74,364,366	74,758,066	393,700	0.5%
170,289	207,773	Inmate Welfare	752,084	1,047,996	295,912	39.3%
3,564,206	2,690,838	Juvenile Grants	3,258,897	3,324,762	65,865	2.0%
951,570	1,025,715	Land Use Planning	1,222,239	1,121,580	(100,659)	-8.2%
254,056	246,101	Law Library	1,083,488	1,148,545	65,057	6.0%
1,832,067	1,717,959	Lottery and Economic Dev	4,616,299	2,625,665	(1,990,634)	-43.1%
576,659	643,542	Parks	1,029,939	1,225,985	196,046	19.0%
28,176,731	31,059,850	Public Works	70,965,119	64,279,786	(6,685,333)	-9.4%
3,308,075	3,149,021	Sheriff Grants	4,897,220	4,503,460	(393,760)	-8.0%
761,795	893,565	Stormwater Management	2,175,246	2,336,453	161,207	7.4%
446,662	485,819	Surveyor	3,000,629	3,404,715	404,086	13.5%
2,014,913	1,893,026	Traffic Safety Team	3,143,760	3,104,290	(39,470)	-1.3%
250,755,954	271,095,711	Total Operations	387,838,414	385,758,575	(2,079,839)	-0.5%
Capital						
162,400	-	Capital Building and Equipment	139,334	141,397	2,063	1.5%
1,196,991	2,924,726	Capital Improvement Projects	16,534,325	11,022,490	(5,511,835)	-33.3%
12,160,491	5,212,564	Facility Renovation	11,578,754	7,260,208	(4,318,546)	-37.3%
13,519,883	8,137,289	Total Capital	28,252,413	18,424,095	(9,828,318)	-34.8%
Non-Departmental						
-	4,170	Block Grant	-	-	-	-
421,456	1,300,254	County Schools	2,260,518	1,207,348	(1,053,170)	-46.6%
799,809	818,278	Criminal Justice Assessment	1,464,037	1,398,139	(65,898)	-4.5%
7,620,291	8,427,166	Debt Service	11,592,524	12,270,031	677,507	5.8%
332,570	480,000	Non-Departmental Grants	1,196,014	1,144,975	(51,039)	-4.3%
-	-	Rainy Day	2,323,408	2,331,790	8,382	0.4%
26,011,923	26,618,170	Self Insurance	42,850,287	42,312,144	(538,143)	-1.3%
195,603	320,463	Tax Title Land Sales	946,186	1,163,612	217,426	23.0%
35,381,652	37,968,500	Total Non-Departmental	62,632,974	61,828,039	(804,935)	-1.3%
299,657,489	317,201,500	Total Budget	478,723,801	466,010,709	(12,713,092)	-2.7%

MARION COUNTY FY 2020-21 BUDGET
SUMMARY

THIS PAGE HAS BEEN INTENTIONALLY LEFT BLANK

MARION COUNTY FY 2020-21 BUDGET SUMMARY

FY 2020-21 Budget by Fund by Department

Fund	Assessor's Office	Board of Commissioners Office	Business Services	Clerk's Office	Community Services	District Attorney's Office	Finance	Health and Human Services	Human Resources	Information Technology	Justice Court	Juvenile	Legal	Public Works	Sheriff's Office	Treasurer's Office	Capital	Non Departmental Operations	Fund Total
OPERATIONS																			
General Fund	7,159,347			3,108,260	910,285	10,486,683					991,439	13,501,571			45,532,674	492,944		25,665,844	107,849,047
Building Inspection														7,983,659					7,983,659
Central Services		2,858,776	5,987,636				3,176,640		2,694,332	11,460,271			1,831,017					342,645	28,351,317
Child Support						2,163,577													2,163,577
Community Corrections															17,025,201				17,025,201
Community Services Grants					69,908														69,908
County Clerk Records				281,269															281,269
County Fair					570,074														570,074
District Attorney Grants						1,413,490													1,413,490
Dog Services					1,691,567														1,691,567
Enhanced Public Safety ESSD															3,299,206				3,299,206
Environmental Services														49,003,706					49,003,706
Fleet Management														3,175,251					3,175,251
Health and Human Services								74,758,066											74,758,066
Inmate Welfare															1,047,996				1,047,996
Juvenile Grants												3,324,762							3,324,762
Land Use Planning														1,121,580					1,121,580
Law Library													1,148,545						1,148,545
Lottery and Economic Dev					2,625,665														2,625,665
Parks														1,225,985					1,225,985
Public Works														64,279,786					64,279,786
Sheriff Grants															4,503,460				4,503,460
Stormwater Management														2,336,453					2,336,453
Surveyor														3,404,715					3,404,715
Traffic Safety Team															3,104,290				3,104,290
CAPITAL																			
Capital Building and Equipment																	141,397		141,397
Capital Improvement Projects																	11,022,490		11,022,490
Facility Renovation																	7,260,208		7,260,208
NON-DEPARTMENTAL																			
County Schools																		1,207,348	1,207,348
Criminal Justice Assessment																		1,398,139	1,398,139
Debt Service																		12,270,031	12,270,031
Non Departmental Grants																		1,144,975	1,144,975
Rainy Day																		2,331,790	2,331,790
Self Insurance																		42,312,144	42,312,144
Tax Title Land Sales																		1,163,612	1,163,612
GRAND TOTAL	7,159,347	2,858,776	5,987,636	3,389,529	5,867,499	14,063,750	3,176,640	74,758,066	2,694,332	11,460,271	991,439	16,826,333	2,979,562	132,531,135	74,512,827	492,944	18,424,095	87,836,528	466,010,709
FTE	52.0	15.0	49.0	14.7	21.9	93.1	21.6	457.2	19.0	63.0	7.0	108.3	11.8	225.3	356.5	2.3	NA	NA	1517.7

MARION COUNTY FY 2020-21 BUDGET
SUMMARY

THIS PAGE HAS BEEN INTENTIONALLY LEFT BLANK

MARION COUNTY FY 2020-21 BUDGET SUMMARY

GENERAL FUND SUMMARY

The General Fund is allocated to eight departments plus non-departmental activities that are covered individually in another section of this book. The departments are Assessor's Office, Community Services Department, Clerk's Office, District Attorney's Office, Justice Court, Juvenile Department, Sheriff's Office, and Treasurer's Office. The Clerk's Office, Community Services Department, District Attorney's Office, Juvenile Department, and Sheriff's Office also have other funds that support their operations.

The General Fund is used to account for all activities for which specific types of funds are not required. The General Fund is the largest fund within the county. The General Fund FY 2020-21 budget is \$107,849,047, a \$964,249 or 0.9% increase from the prior year. Detail for each General Fund resources can be found in the account detail section of this book.

General Fund Major Resources

Property Taxes

The majority of general fund revenues are derived from property taxes. The FY 2020-21 estimated total property tax collections for Marion County is \$78,214,265. The total is comprised of \$77,089,265 current taxes, \$825,000 collection of prior years' delinquent taxes, and \$300,000 in property tax interest and penalties. This revenue is part of a broader Taxes category that includes other types of taxes, which are estimated at \$629,195 for FY 2020-21.

The following table of current year property taxes shows that FY 2020-21 current year property tax collections are budgeted to increase by 3.6% over the prior year, taking into consideration uncertainty in tax collections over the next year.

Current Year Property Tax History

FY 11-12 Actual	FY 12-13 Actual	FY 13-14 Actual	FY 14-15 Actual	FY 15-16 Actual	FY 16-17 Actual	FY 17-18 Actual	FY 18-19 Actual	FY 19-20 Estimate	FY 20-21 Budget
54,529,383	55,130,146	57,397,291	60,078,181	63,274,521	65,801,530	68,409,263	71,342,750	74,410,488	77,089,265
2.66%	1.10%	4.11%	4.67%	5.32%	3.99%	3.96%	4.29%	4.30%	3.60%

Chapter 530 Forest Rehabilitation

This revenue refers to ORS Chapter 530 regarding acquisition and development of state forests. Revenues generated from timber sales on lands acquired by the state at no cost, or acquired from counties, in Marion County's district are distributed to the county, county school fund, and taxing districts on which the lands are situated. The basis of revenue is primarily state estimates based on planned board feet of timber to be harvested, which varies considerably from year-to-year depending on state forestry work plans. This revenue is recorded within the Intergovernmental State category.

State Oregon Liquor Control Commission (OLCC) – General

The State of Oregon distributes OLCC funds to local governments as state shared revenue. Estimates are based on state forecasts. The revenue is recorded within the Intergovernmental State revenue category.

Assessment and Taxation Apportionment

This revenue source is a county assessment funding assistance state grant to counties under Oregon statute. The funds paid to each county are a percentage of the Assessor's Office budget, plus the Board of Property Tax Appeals budget in the Clerk's Office. However, the pool of state revenue available to distribute to counties may also be adjusted by the state. Estimates are based on state forecasts. This revenue is recorded in the Intergovernmental State category.

County Clerk Recording Fees

Fees are established by state statute for recording documents at the offices of county clerks. Recording revenue is highly dependent on the level of activity in the real estate and mortgage markets, particularly home and home loan markets. The budget estimate for FY 2020-21 is \$1.5 million. This revenue is within the Charges for Services category.

Net Working Capital

Net Working Capital is a substantial part of the General Fund. Net working capital is the unexpended balance, or savings, of a fund after the end of a fiscal year that carries over into the following fiscal year as a resource. Net Working Capital is budgeted at \$14.6 million for FY 2020-21, a slight decrease from the prior year.

MARION COUNTY FY 2020-21 BUDGET
SUMMARY

General Fund Income Summary

FY 2020-21

FY 17-18 ACTUAL	FY 18-19 ACTUAL	CATEGORY	FY 19-20 BUDGET	FY 20-21 ADOPTED	+/- % Prior Budget
<u>RESOURCES</u>					
69,999,101	74,642,137	Taxes	76,366,878	78,843,460	3.2%
59,275	58,700	Licenses and Permits	65,000	60,000	-7.7%
952,622	825,772	Intergovernmental Federal	639,000	466,000	-27.1%
4,508,647	6,290,588	Intergovernmental State	4,729,538	4,279,632	-9.5%
4,289,500	4,301,231	Charges for Services	3,656,317	3,974,187	8.7%
227,722	261,086	Fines and Forfeitures	215,000	217,383	1.1%
875,738	1,103,005	Interest	850,000	850,000	0.0%
34,454	35,195	Other Revenues	32,000	11,000	-65.6%
-	-	General Fund Transfers	-	-	n.a.
4,334,766	4,528,770	Other Fund Transfers	4,476,500	4,479,046	0.1%
977	-	Settlements	-	-	n.a.
14,731,332	15,512,264	Net Working Capital	15,854,565	14,668,339	-7.5%
100,014,132	107,558,747	TOTAL RESOURCES	106,884,798	107,849,047	0.9%

REQUIREMENTS

BY DEPARTMENT

419,265	443,435	Treasurer's Office	498,059	492,944	-1.0%
5,665,930	5,887,498	Assessor's Office	6,712,850	7,159,347	6.7%
823,563	926,622	Justice Court	1,014,175	991,439	-2.2%
2,597,045	2,757,410	Clerk's Office	3,011,403	3,108,260	3.2%
39,656,320	41,710,727	Sheriff's Office	44,448,815	45,532,674	2.4%
10,109,123	11,666,227	Juvenile	13,102,169	13,501,571	3.0%
8,687,118	8,736,726	District Attorney's Office	9,718,302	10,486,683	7.9%
761,025	735,628	Community Services	853,773	910,285	6.6%

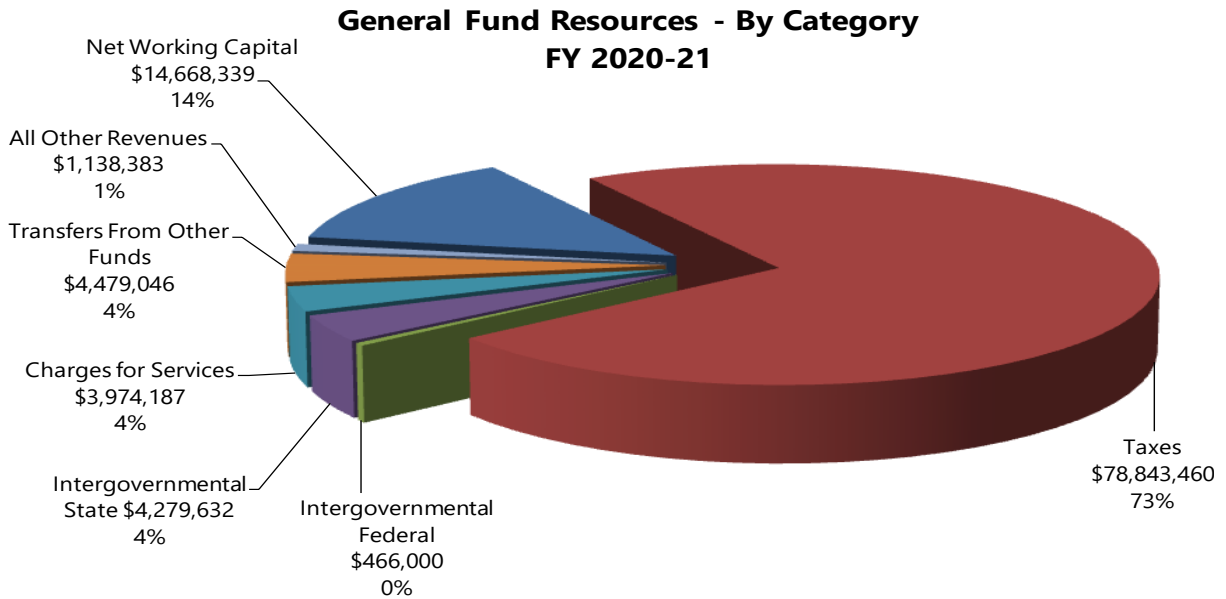
Non Departmental Operations

768,236	839,016	Materials and Services	3,364,551	2,174,093	-35.4%
717,434	739,952	Administrative Charges	864,889	867,516	0.3%
14,296,809	17,260,940	Transfers Out	14,661,130	10,782,600	-26.5%
-	-	Contingency	1,104,154	2,226,435	101.6%
-	-	Ending Fund Balance	7,530,528	7,492,970	-0.5%
-	-	Reserve for Future Expenditure	-	2,122,230	n.a.
84,501,869	91,704,181	TOTAL REQUIREMENTS	106,884,798	107,849,047	0.9%

BY CATEGORY

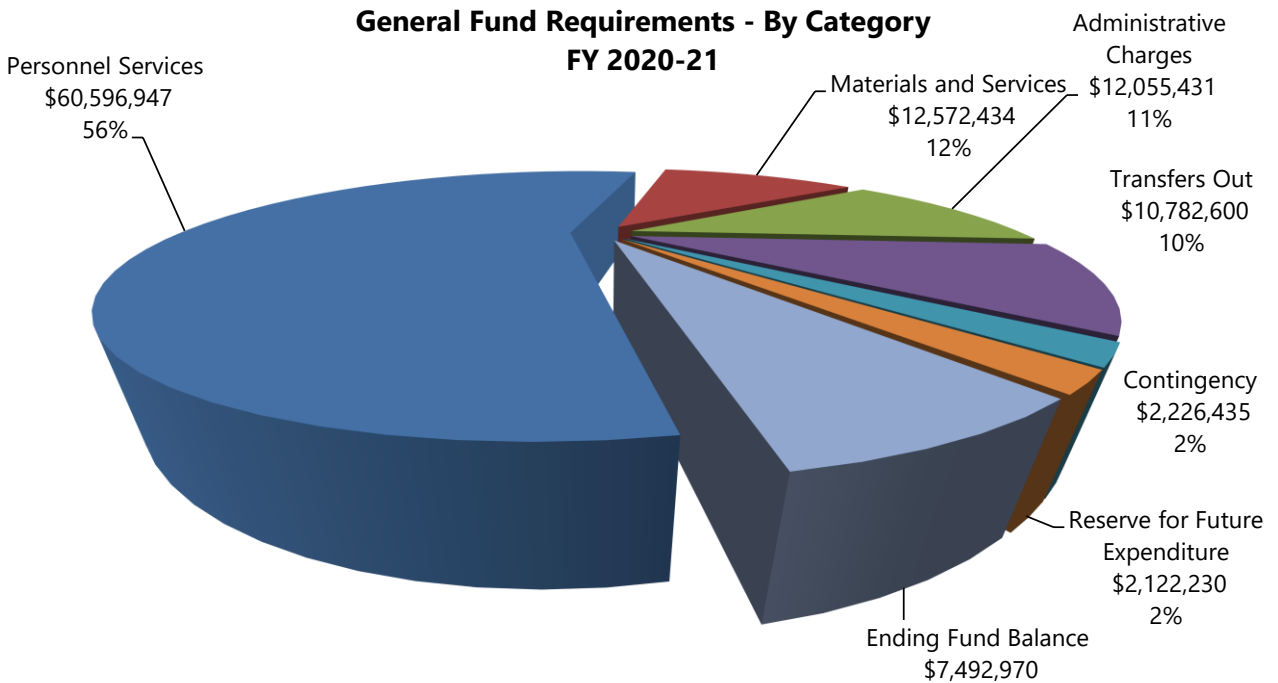
50,900,874	53,364,658	Personnel Services	58,201,416	60,596,947	3.7%
9,747,011	10,115,607	Materials and Services	13,459,834	12,572,434	-4.6%
9,557,174	10,962,975	Administrative Charges	11,927,736	12,055,431	1.1%
14,296,809	17,260,940	Transfers Out	14,661,130	10,782,600	-22.9%
-	-	Contingency	1,104,154	2,226,435	22.9%
-	-	Reserve for Future Expenditure	-	2,122,230	n.a.
-	-	Ending Fund Balance	7,530,528	7,492,970	-0.5%
84,501,869	91,704,181	TOTAL REQUIREMENTS	106,884,798	107,849,047	0.9%

MARION COUNTY FY 2020-21 BUDGET SUMMARY



General Fund Major Requirements by Category

As discussed earlier, Oregon local budget law requires reporting of expenditures, internal transactions between funds, transfers, contingencies, reserve for future expenditure, and unappropriated ending fund balance in the total budget. These together are referred to as requirements. The direct expenditures are personnel services, materials and services, administrative charges (internal service), and transfers out. Expenditures equal true appropriation authority, e.g., authority to expend. Contingency, reserve for future expenditure, and ending fund balance are excluded from the expenditures total.

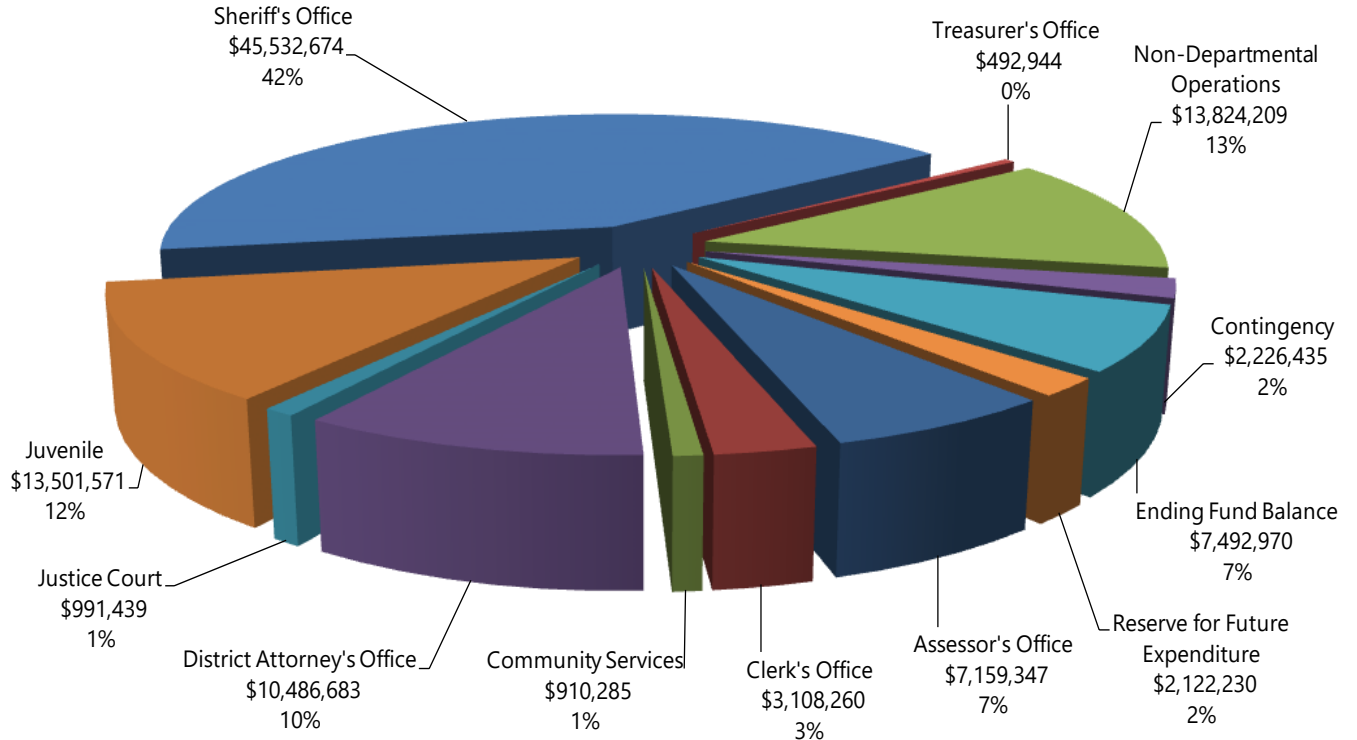


MARION COUNTY FY 2020-21 BUDGET SUMMARY

General Fund Requirements by Department

As noted earlier, the General Fund is allocated to eight departments plus non-departmental activities that are covered individually in another section of this book. The departments are: Assessor's Office, Community Services Department, Clerk's Office, District Attorney's Office, Justice Court, Juvenile Department, Sheriff's Office, and Treasurer's Office.

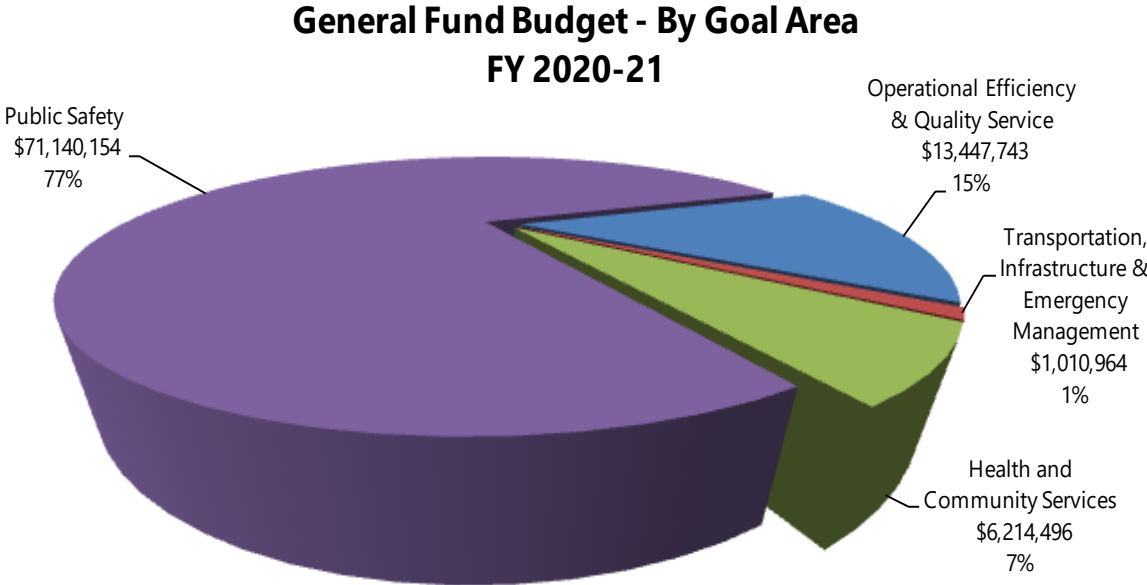
General Fund Requirements - By Department FY 2020-21



MARION COUNTY FY 2020-21 BUDGET
SUMMARY

General Fund Allocation to Goal Areas

As noted in the Strategic Direction section of the budget, the county has seven goals which are linked to department key indicators. The General Fund directly supports four of those goals, with the majority being allocated to Public Safety.



Note: The total amount allocated to the goal areas on which the chart is based does not include contingency and ending fund balance, which are not appropriated for specific departmental and goal purposes, as well as non-departmental debt service, administrative charges and capital outlay.

MARION COUNTY FY 2020-21 BUDGET
SUMMARY

CENTRAL SERVICES FUND SUMMARY

The Central Services Fund is allocated to five departments plus non-departmental activities that are covered individually in another section of this book. The departments are Board of Commissioners' Office, Business Services Department, Finance Department, Human Resources Department, Information Technology Department, and Legal Counsel.

The Central Services Fund is used to account for internal services provided by central administration. The services are charged to departments and other activities in the form of assessments. The revenue received by central services departments is called administrative cost recovery and the expenditures charged to departments are referred to as administrative charges. For FY 2020-21, the budget for the Central Services Fund is \$28,351,317, which is a \$.5 million increase over the prior budget.

Central Services Fund Income Summary

FY 2020-21

FY 17-18 ACTUAL	FY 18-19 ACTUAL	CATEGORY	FY 19-20 BUDGET	FY 20-21 ADOPTED	+/- % Prior Budget
RESOURCES					
817,681	822,073	Charges for Services	585,918	613,171	4.7%
21,049,934	23,373,716	Admin Cost Recovery	26,480,358	27,145,361	2.5%
7,213	199	Other Revenues	250	-	-100.00%
493,246	473,632	General Fund Transfers	670,439	513,099	-23.5%
47,249	39,399	Other Fund Transfers	90,000	79,686	-11.5%
22,415,323	24,709,019	TOTAL RESOURCES	27,826,965	28,351,317	1.9%

REQUIREMENTS

BY DEPARTMENT

2,449,090	2,674,644	Board of Commissioners Office	2,950,882	2,858,776	-3.1%
6,882,747	7,263,889	Business Services	8,257,508	5,987,636	-27.5%
1,564,529	1,636,186	Legal	1,812,654	1,831,017	1.0%
2,471,087	2,666,824	Finance	2,997,698	3,176,640	6.0%
9,002,261	10,422,357	Information Technology	11,682,511	11,460,271	-1.9%
-	-	Human Resources	-	2,694,332	n.a.
45,609	45,119	Non Departmental Operations	125,712	342,645	172.6%
22,415,324	24,709,019	TOTAL REQUIREMENTS	27,826,965	28,351,317	1.9%

BY CATEGORY

17,474,526	18,179,423	Personnel Services	20,511,712	21,628,316	4.7%
3,234,819	4,700,854	Materials and Services	5,248,969	4,475,891	-12.0%
1,705,979	1,828,742	Administrative Charges	2,066,284	2,247,110	8.8%
22,415,324	24,709,019	TOTAL REQUIREMENTS	27,826,965	28,351,317	1.9%

MARION COUNTY FY 2020-21 BUDGET SUMMARY

Central Services Major Resources

Administrative Cost Recovery

The majority of Central Services Fund revenue is derived from Administrative Cost Recovery assessments. The following list is for services rendered to other budgeted departments and activities.

- County Administration Allocation – Board of Commissioners Office county administration services; this does not include the governing body, e.g., the commissioners’ personnel services expenditures.
- Business Services Allocation – Business Services Department administration, e.g., department director, support staff and services.
- Facilities Management Allocation – Business Services Department repairs, preventative maintenance, renovations and construction management services regarding county facilities.
- Courier Allocation – Business Services Department inter-department mail delivery services.
- Risk Management Allocation – Business Services Department management of auto, general liability, and workers’ compensation claims as well as procuring appropriate insurance coverage.
- Human Resources and Benefits Allocation – Human Resources Department administration, e.g., department director, support staff and services.
- Legal Services Allocation – Legal Department is the county counsel and representation to county departments.
- Information Technology Allocation – Information Technology (IT) Department administration, day-to-day operations of the county’s IT systems and services, desktop voice and data services, and a further wide range of computer and telephone systems management, support and training.
- FIMS Allocation – IT Department direct cost of operating the county FIMS (financial information management system).
- Finance Allocation – Finance Department administration, accounting, payroll, procurement, contracting, and budgeting services.
- MCBEE Allocation – Non-Departmental Marion County Business Enterprise Enhancement program to re-engineer and integrate county business processes and software infrastructure.

Charges for Services

Services to agencies outside the county budget, such as service districts, are billed and the revenue credited to Charges for Services rather than administrative cost recovery. Occasionally, central service departments request work to be done by other departments that is outside the scope of the budgeted expenditures of the departments providing the service. The revenue from these services is credited to Charges for Services.

General Fund Transfers

With the exception of the Board of Commissioners Office governing body, Central Services Fund departments seldom receive General Fund Transfers. The Non-Departmental Marion County Business Enterprise Enhancement (MCBEE) program is often allocated General Fund for special purposes that vary annually.

Other Fund Transfers

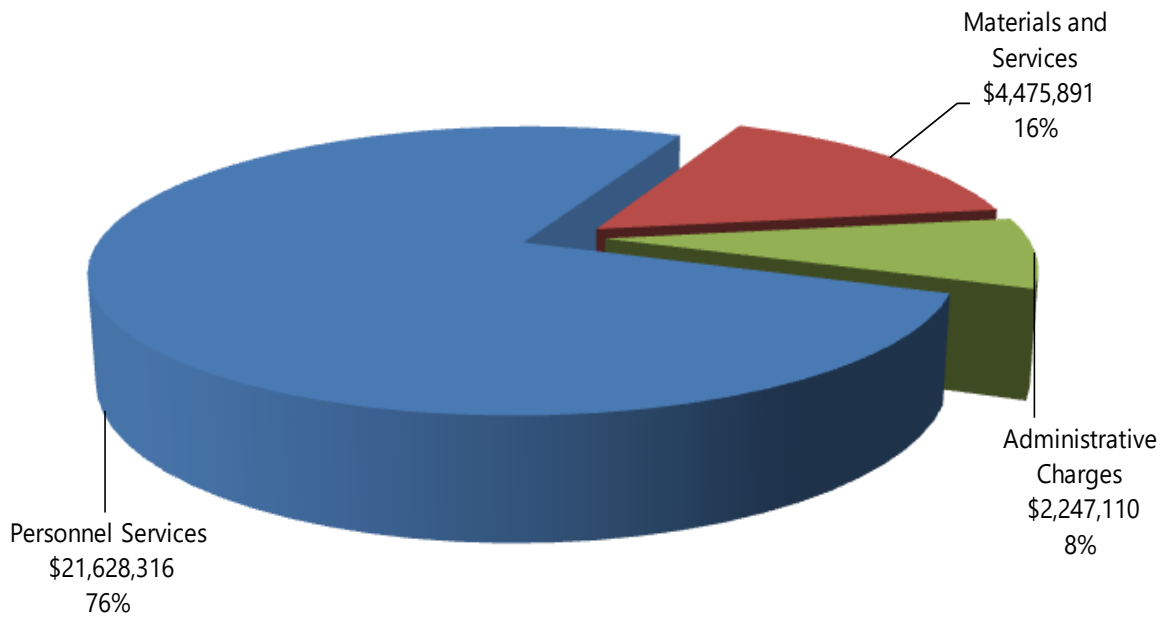
These annual transfers are from the Tax Title Land Sales Fund to the Finance Department in the Central Services Fund to cover the compensation of a Property Specialist who spends their time handling the sale of real property for the county.

MARION COUNTY FY 2020-21 BUDGET SUMMARY

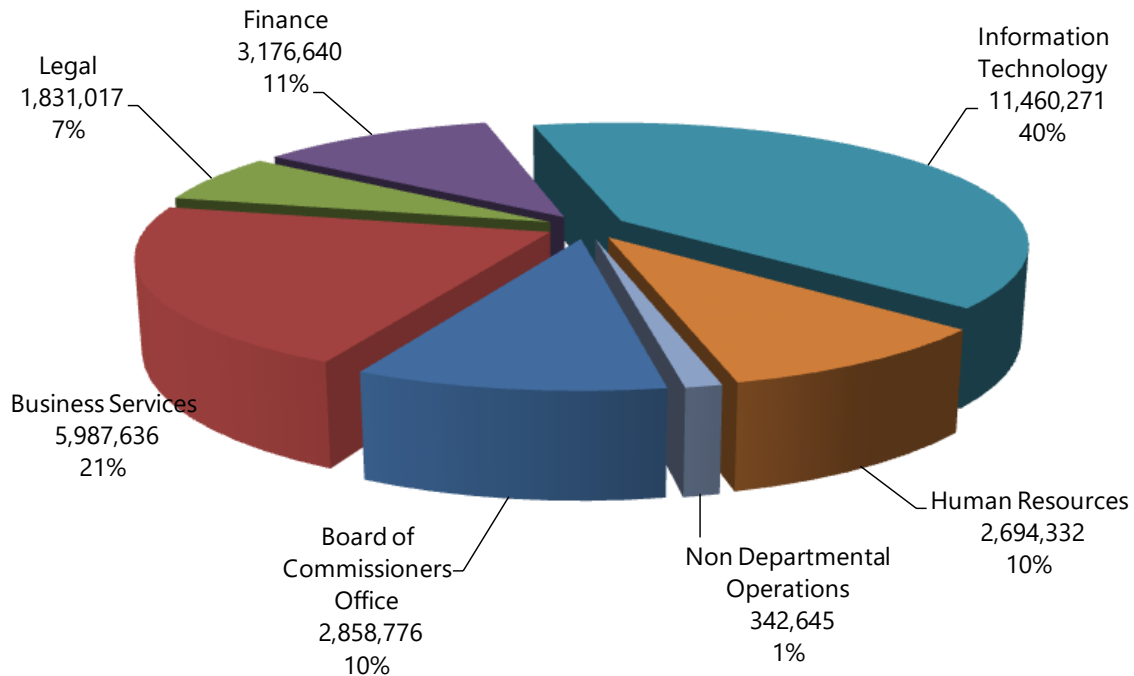
Central Services Major Requirements

The total Central Services Fund requirements budget is \$28.3 million. Direct expenditures are for Personnel Services, Materials and Services, and Administrative Charges (internal service). The Central Service requirements budget is allocated to expenditures by category and department as shown in the following charts.

Central Services Requirements by Category



Central Services Requirements by Department



MARION COUNTY FY 2020-21 BUDGET SUMMARY

Personnel Services

In FY 2020-21, most Central Services Fund departments and programs have overall increases in salaries and wages driven by normal merit (step) increases and cost of living adjustments. In addition, there was one new position added to the Central Services Fund in the Human Resources Department.

Central Services Fund Personnel Services Summary					
FY 17-18 ACTUAL	FY 18-19 ACTUAL	PERSONNEL SERVICES	FY 19-20 BUDGET	FY 20-21 ADOPTED	+/- % Prior Budget
11,280,712	11,647,669	Salaries and Wages	12,732,562	13,525,786	6.2%
6,193,814	6,531,754	Fringe Benefits	7,779,150	8,102,530	4.2%
17,474,526	18,179,423	Total Personnel Services	20,511,712	21,628,316	5.4%
168.00	172.60	FTE	176.60	177.60	0.6%

Materials and Services

Central Services Fund departments are not allowed to increase their Materials and Services (M&S), without Budget Officer approval via a decision package. Some service contracts that have built-in annual inflationary increases and increases in utilities are considered approved increases to the departments M&S budget. For FY 2020-21, M&S decreased based on one-time only increases in FY 2019-20 that were removed for FY 2020-21, as well as some Repairs and Maintenance software costs that were previously budgeted within the IT Department that have been reallocated to other department's M&S budgets.

Central Services Fund Materials and Services Summary					
FY 17-18 ACTUAL	FY 18-19 ACTUAL	MATERIALS AND SERVICES	FY 19-20 BUDGET	FY 20-21 ADOPTED	+/- % Prior Budget
192,610	192,127	Supplies	220,298	211,683	-3.9%
211,888	607,328	Materials	470,993	415,341	-11.8%
193,027	287,887	Communications	329,792	337,479	2.3%
105,779	119,706	Utilities	126,288	114,602	-9.3%
581,697	1,227,316	Contracted Services	1,649,646	1,228,823	-25.5%
1,436,346	1,736,958	Repairs and Maintenance	1,832,605	1,628,046	-11.2%
220,070	194,645	Rentals	234,749	220,945	-5.9%
293,401	334,888	Miscellaneous	384,598	318,972	-17.1%
3,234,818	4,700,855	Total Materials and Services	5,248,969	4,475,891	-14.7%

Administrative Charges

Central Services Fund departments are the providers of services for which other departments are charged, including services provided by Central Services Fund departments to each other. For example, the Finance Department charges each of the other central services departments for financial services rendered. Administrative cross-charges include county administration, information technology, financial management, payroll, human resources, benefits, risk management, facilities management, custodial, and legal counsel. Administrative charges are a fixed amount based on a cost allocation plan. Departments have little control over the amount of administrative charges expenditures. Budgeted Central Services Fund administrative charges total \$2.2 million for FY 2020-21, a slight increase over the prior year. A breakdown of Administrative Charges is shown in each department's budget, on the last page of the detail section under Requirements.

MARION COUNTY FY 2020-21 BUDGET
SUMMARY

PROGRAMS FUNDED IN PART BY STATE RESOURCES

SUMMARY OF MAJOR PROGRAMS FUNDED IN PART BY STATE RESOURCES (ORS 294.444)				
	Fiscal Year 2017-18 Actual	Fiscal Year 2018-19 Actual	Fiscal Year 2019-20 Budget	Fiscal Year 2020-21 Budget
ASSESSMENT AND TAXATION				
General Resources	\$ 4,696,350	\$ 5,012,591	\$ 5,679,963	\$ 6,150,021
State Resources	1,032,257	960,961	1,103,493	1,103,493
Total Resources	\$ 5,728,607	\$ 5,973,553	\$ 6,783,456	\$ 7,253,514
Total Requirements	\$ 5,728,607	\$ 5,973,553	\$ 6,783,456	\$ 7,253,514
COMMUNITY CORRECTIONS				
State Resources	11,588,970	\$ 11,629,643	\$ 10,817,954	\$ 10,779,308
Other Revenue	1,570,445	2,066,560	2,386,611	2,212,547
Total Resources	\$ 13,159,415	\$ 13,696,203	\$ 13,204,565	\$ 12,991,855
Total Requirements	\$ 12,086,509	\$ 12,164,891	\$ 13,204,565	\$ 12,991,855
JAIL OPERATIONS				
General Resources	\$ 17,042,244	\$ 17,614,609	\$ 19,582,658	\$ 20,298,336
State Resources	4,650,270	4,889,468	4,684,468	4,703,689
Federal Resources	23,200	37,882	-	-
Other Revenue	1,286,537	1,444,369	1,309,734	1,639,437
Total Resources	\$ 23,002,251	\$ 23,986,328	\$ 25,576,860	\$ 26,641,462
Total Requirements	\$ 22,546,160	\$ 23,403,285	\$ 25,576,860	\$ 26,641,462
DISTRICT ATTORNEY				
General Resources	\$ 9,149,691	\$ 9,247,189	\$ 10,259,695	\$ 11,001,106
State Resources	455,559	467,506	507,294	507,147
Federal Resources	1,676,743	1,714,797	1,847,990	2,082,317
Other Revenue	552,514	534,062	496,842	473,180
Total Resources	\$ 11,834,507	\$ 11,963,553	\$ 13,111,821	\$ 14,063,750
Total Requirements	\$ 11,529,628	\$ 11,682,625	\$ 13,111,821	\$ 14,063,750
JUVENILE CORRECTIONS & PROBATION				
General Resources	\$ 11,092,660	\$ 11,747,222	\$ 13,080,567	\$ 13,501,571
State Resources	1,091,237	1,181,188	1,184,308	1,282,208
Federal Resources	329,190	410,492	270,400	245,360
Other Revenue	2,128,406	1,899,259	1,804,189	1,797,194
Total Resources	\$ 14,641,493	\$ 15,238,160	\$ 16,339,464	\$ 16,826,333
Total Requirements	\$ 13,673,328	\$ 14,357,065	\$ 16,339,464	\$ 16,826,333
PUBLIC HEALTH				
General Resources	\$ 2,308,797	\$ 2,192,740	\$ 2,403,856	\$ 2,609,293
State Resources	1,667,004	1,949,217	2,258,194	2,605,788
Federal Resources	1,946,256	1,764,203	1,730,883	1,768,976
Other Revenue	8,142,695	7,543,057	6,418,468	5,706,049
Total Resources	\$ 14,064,753	\$ 13,449,217	\$ 12,811,402	\$ 12,690,105
Total Requirements	\$ 9,104,923	\$ 9,609,033	\$ 12,811,402	\$ 12,690,105
MENTAL HEALTH AND CHEMICAL DEPENDENCY				
General Resources	\$ 1,421,593	\$ 1,411,848	\$ 1,510,426	\$ 1,352,787
State Resources	23,272,509	21,076,392	23,582,133	23,063,050
Federal Resources	1,839,032	1,615,614	1,134,020	1,241,318
Other Revenue	37,145,648	38,658,673	34,852,625	36,410,806
Total Resources	\$ 63,678,782	\$ 62,762,527	\$ 61,079,204	\$ 62,067,961
Total Requirements	\$ 44,806,802	\$ 49,655,986	\$ 61,079,204	\$ 62,067,961
ROADS				
General Resources	\$ 149,786	\$ 145,534	\$ 201,761	\$ 210,936
State Resources	23,378,027	27,925,535	25,787,750	25,672,115
Federal Resources	2,418,404	1,868,948	9,385,375	8,161,296
Other Revenue	30,423,480	32,285,559	35,390,233	30,235,439
Total Resources	\$ 56,369,697	\$ 62,225,576	\$ 70,765,119	\$ 64,279,786
Total Requirements	\$ 28,176,731	\$ 31,059,850	\$ 70,765,119	\$ 64,279,786
ECONOMIC DEVELOPMENT				
General Resources	\$ 441,349	\$ 506,435	\$ 702,089	\$ 606,580
State Resources	53,167	53,167	53,167	53,167
Video Lottery Resources	2,136,714	2,089,664	2,317,993	1,755,115
Federal Resources	40,061	9,939	100,000	-
Other Revenue	3,031,589	3,191,584	3,318,494	1,902,457
Total Resources	\$ 5,702,879	\$ 5,850,790	\$ 6,491,743	\$ 4,317,319
Total Requirements	\$ 3,266,888	\$ 3,154,121	\$ 6,491,743	\$ 4,317,319

TABLE OF CONTENTS

DEPARTMENTS

Assessor's Office.....	55
Board of Commissioners' Office.....	73
Business Services.....	87
Clerk's Office.....	105
Community Services.....	125
District Attorney's Office.....	161
Finance.....	191
Health and Human Services.....	205
Human Resources.....	253
Information Technology.....	267
Justice Court.....	285
Juvenile.....	295
Legal.....	325
Public Works.....	341
Sheriff's Office.....	421
Treasurer's Office.....	487

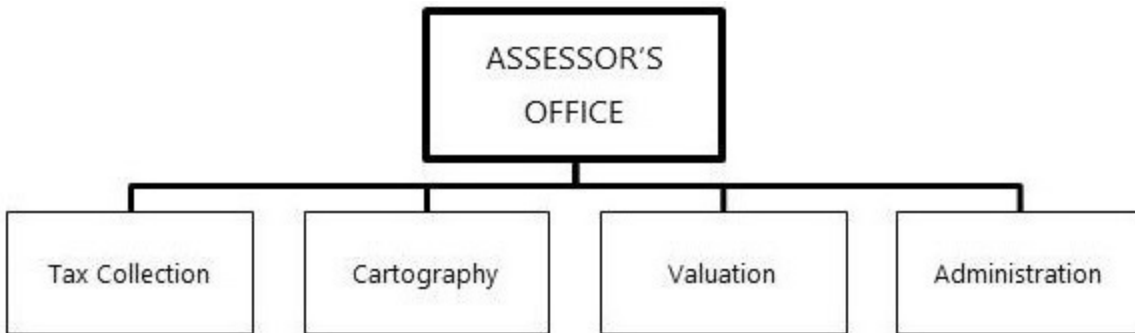
THIS PAGE HAS BEEN INTENTIONALLY LEFT BLANK

MARION COUNTY FY 2020-21 BUDGET

BY DEPARTMENT

ASSESSOR'S OFFICE

ASSESSOR'S OFFICE



MISSION STATEMENT

To effectively and efficiently implement the property tax statutes of the State of Oregon.

GOALS AND OBJECTIVES

- Goal 1 Communications - Guide decision processes, retain and motivate staff, efficiently and fully inform taxpayers, and defend and improve the administrative efficiency of the property tax system.
 - Objective 1 Maintain and update the department strategic plan through a combination of staff and management input. Share with staff and county management.
 - Objective 2 Ensure the department website and mailed tax statements provide a maximally informative, user-friendly experience through updates and improvements.
 - Objective 3 Participate in stakeholder discussions, provide data, and testify regarding the administrative impacts of tax legislation.

- Goal 2 Recruitment and Training - Actively recruit and develop a diverse, highly qualified, motivated staff producing quality output at high volume. Develop future leadership for the department.
 - Objective 1 Expand the recruitment pipeline via outreach. Eliminate barriers to job applicants of diverse socioeconomic and cultural backgrounds.
 - Objective 2 Establish training and competency goals for each job classification.
 - Objective 3 Formulate a personalized training plan for each employee based on their current position requirements, skills, and career interests.

- Goal 3 Technology - Ensure data and systems integrity and security, increase assessment efficiencies and quality, conserve resources, and enhance service by exploring and adopting progressive technologies.
 - Objective 1 Implement ORCATS and realize enhanced security, workflow, linkage to digital records, field app, and minimized training requirements.
 - Objective 2 Continue conversion from paper to digital records.
 - Objective 3 Adopt technology to enhance the efficiency, accuracy, and reliability of processes. Examples include a regularly scheduled program of aerial photography, expanded use of GIS for data reference and analysis, workflow tracking, and adoption of field devices for appraisal staff.

MARION COUNTY FY 2020-21 BUDGET

BY DEPARTMENT

ASSESSOR'S OFFICE

DEPARTMENT OVERVIEW

The Assessor's Office is responsible for the appraisal and assessment of property in Marion County per Oregon statute, administrative rule, and court decisions. The voters of Marion County elect the Assessor to a four-year term to lead and manage the office.

Most residential, farm, forest, commercial, industrial, and personal property in the county is valued and assessed by the Assessor's Office. Exceptions include higher-value industrial properties and centrally assessed properties such as railroads and utilities, appraised by the Oregon Department of Revenue (DOR). 292 tax districts and special districts certify tax rates, bonds, levies, and special assessments to the Assessor's Office for assessment, collection, and distribution of revenue to the districts. These districts, in turn, provide services to the citizens of Marion County.

Under Oregon's unique property tax system, most property is assessed at the lower of Real Market Value (RMV), the estimated price at which the property would sell in an open market, or Maximum Assessed Value (MAV), a statutorily defined value. Exceptions include the large number of specially assessed farm and forest properties that are assessed on formula-driven values, the many exempt or partially exempt properties, and properties in Measure 5 compression.

Market values must be estimated annually for each property according to statute and recognized appraisal principles and standards. Statutorily derived values also must be calculated. All values must take into account changes in the market as well as to physical, use, and ownership characteristics of the property. With each legislative session, changes to the statutes governing valuation and taxation must be incorporated. Tax districts come and go, and tax rates change, all of which must be tracked. Property inventories and valuations must be made available for review by taxpayers and, potentially, defended through as many as four levels of appeal. Finally, the accuracy of property valuations relative to actual sales must be carefully evaluated per state standards, and reported to the Oregon Department of Revenue for oversight review.

To accomplish these tasks, the Assessor's Office can be viewed as having four core programs:

1. Cartography: Tracks changes to parcel and tax lot boundaries, and ownership changes.
2. Valuation: Estimates market and statutorily derived values, and defends these when indicated.
3. Tax Collection: Maintains the tax roll, distributes tax statements, collects taxes, and issues refunds.
4. Administration: Provides the direction and support for all functions.

MARION COUNTY FY 2020-21 BUDGET

BY DEPARTMENT

ASSESSOR'S OFFICE

RESOURCE AND REQUIREMENT SUMMARY

Assessor's Office	FY 17-18 ACTUAL	FY 18-19 ACTUAL	FY 19-20 BUDGET	FY 20-21 ADOPTED	+/- %
RESOURCES					
General Fund Transfers	5,665,930	5,887,498	6,712,850	7,159,347	6.7%
TOTAL RESOURCES	5,665,930	5,887,498	6,712,850	7,159,347	6.7%
REQUIREMENTS					
Personnel Services					
Salaries and Wages	2,738,420	2,825,490	3,063,537	3,244,977	5.9%
Fringe Benefits	1,652,087	1,733,415	1,995,404	2,071,990	3.8%
Total Personnel Services	4,390,507	4,558,905	5,058,941	5,316,967	5.1%
Materials and Services					
Supplies	14,326	13,404	19,100	21,000	9.9%
Materials	14,600	11,729	22,800	19,200	-15.8%
Communications	2,823	9,492	7,200	13,920	93.3%
Utilities	29,041	31,352	32,628	30,055	-7.9%
Contracted Services	174,290	161,897	209,790	211,270	0.7%
Repairs and Maintenance	1,114	3,463	2,500	306,831	12,173.2%
Rentals	48,298	47,136	48,015	59,134	23.2%
Insurance	1,893	1,750	1,750	1,850	5.7%
Miscellaneous	79,615	56,013	98,172	85,595	-12.8%
Total Materials and Services	365,999	336,237	441,955	748,855	69.4%
Administrative Charges	909,423	992,355	1,211,954	1,093,525	-9.8%
TOTAL REQUIREMENTS	5,665,930	5,887,498	6,712,850	7,159,347	6.7%
FTE	51.00	51.00	52.00	52.00	0.0%

MARION COUNTY FY 2020-21 BUDGET

BY DEPARTMENT

ASSESSOR'S OFFICE

FUNDS

Fund Name	FY 17-18 ACTUAL	FY 18-19 ACTUAL	FY 19-20 BUDGET	FY 20-21 ADOPTED	% of Total
RESOURCES					
FND 100 General Fund	5,665,930	5,887,498	6,712,850	7,159,347	100.0%
TOTAL RESOURCES	5,665,930	5,887,498	6,712,850	7,159,347	100.0%
REQUIREMENTS					
FND 100 General Fund	5,665,930	5,887,498	6,712,850	7,159,347	100.0%
TOTAL REQUIREMENTS	5,665,930	5,887,498	6,712,850	7,159,347	100.0%

PROGRAMS

	FY 17-18 ACTUAL	FY 18-19 ACTUAL	FY 19-20 BUDGET	FY 20-21 ADOPTED	+/- %
RESOURCES					
Tax Collection	769,044	784,879	920,529	897,133	-2.5%
Cartography	659,219	656,598	788,638	847,842	7.5%
Valuation	3,239,588	3,493,987	3,959,815	4,232,542	6.9%
AS Administration	998,078	952,034	1,043,868	1,181,830	13.2%
TOTAL RESOURCES	5,665,930	5,887,498	6,712,850	7,159,347	6.7%
REQUIREMENTS					
Tax Collection	769,044	784,879	920,529	897,133	-2.5%
Cartography	659,219	656,598	788,638	847,842	7.5%
Valuation	3,239,588	3,493,987	3,959,815	4,232,542	6.9%
AS Administration	998,078	952,034	1,043,868	1,181,830	13.2%
TOTAL REQUIREMENTS	5,665,930	5,887,498	6,712,850	7,159,347	6.7%

MARION COUNTY FY 2020-21 BUDGET

BY DEPARTMENT

ASSESSOR'S OFFICE

Tax Collection Program

- Manages the printing and distribution of tax statements. Collects property taxes.
- Maintains records for all financial transactions affecting the tax roll and makes corrections, as directed by the Tax Collector.
- Assists the general public, businesses, and government agencies by providing information concerning property records and taxes.
- Establishes and implements controls for the safekeeping of daily cash receipts.

Program Summary

Assessor's Office	Program: Tax Collection				
	FY 17-18 ACTUAL	FY 18-19 ACTUAL	FY 19-20 BUDGET	FY 20-21 ADOPTED	+/- %
RESOURCES					
General Fund Transfers	769,044	784,879	920,529	897,133	-2.5%
TOTAL RESOURCES	769,044	784,879	920,529	897,133	-2.5%
REQUIREMENTS					
Personnel Services	372,324	399,038	425,332	451,058	6.0%
Materials and Services	169,370	137,758	192,213	172,700	-10.2%
Administrative Charges	227,350	248,083	302,984	273,375	-9.8%
TOTAL REQUIREMENTS	769,044	784,879	920,529	897,133	-2.5%
FTE	4.00	4.00	4.00	4.00	0.0%

FTE By Position Title By Program

Program: Tax Collection	
Position Title	FTE
Tax Clerk	2.00
Tax Clerk Sr	1.00
Tax Office Supervisor/Tax Collector	1.00
Program Tax Collection FTE Total:	4.00

FTE Changes

Staffing for the Tax Collection Program remains unchanged at 4.00 FTE.

Tax Collection Program Budget Justification

RESOURCES

The Tax Collection Program is funded entirely by the General Fund.

REQUIREMENTS

Personnel Services increased by \$25,726 or 6.0%. An upward adjustment in fringe benefits, longevity and merit increases, a COLA, as well as including annual "tax season" overtime for the Sr. Tax Clerk account for the change. The overtime is higher than last year due to the software conversion currently underway.

In Materials and Services, there was an overall decrease of \$19,513 or 10.2%. This is primarily due to the supplemental budget adding \$14,672 in FY 2019-20 for missed recording charges from FY 2018-19, and moving utilities to the Administration Program, a change from last year.

MARION COUNTY FY 2020-21 BUDGET

BY DEPARTMENT

ASSESSOR'S OFFICE

Cartography Program

- Performs intake and processing of subdivision and partition plats and annexations.
- Maintains an inventory of all parcels, including boundaries, tax lot, account number, ownership, and size.
- Maintains maps reflecting taxing district boundaries, including changes and creation or dissolution of districts.
- Provides management and oversight of suppressed owner program per statutory requirements.

Program Summary

Assessor's Office	Program: Cartography				
	FY 17-18 ACTUAL	FY 18-19 ACTUAL	FY 19-20 BUDGET	FY 20-21 ADOPTED	+/- %
RESOURCES					
General Fund Transfers	659,219	656,598	788,638	847,842	7.5%
TOTAL RESOURCES	659,219	656,598	788,638	847,842	7.5%
REQUIREMENTS					
Personnel Services	376,488	363,505	421,447	517,807	22.9%
Materials and Services	55,381	45,010	64,207	56,660	-11.8%
Administrative Charges	227,350	248,083	302,984	273,375	-9.8%
TOTAL REQUIREMENTS	659,219	656,598	788,638	847,842	7.5%
FTE	5.00	5.00	6.00	6.00	0.0%

FTE By Position Title By Program

Program: Cartography	
Position Title	FTE
Cartographer/GIS Technician	1.00
Cartographer/GIS Technician	1.00
Cartographer/GIS Technician Sr	1.00
Deed Clerk	3.00
Program Cartography FTE Total:	6.00

FTE Changes

Staffing for the Cartography Program remains unchanged.

Cartography Program Budget Justification

RESOURCES

The Cartography Program is funded entirely by the General Fund.

REQUIREMENTS

Personnel Services increases \$96,360 or 22.9%, primarily due to an additional Cartographer position that was added in FY 2019-20. Also affecting Personnel Services are standard merit increases and fringe benefits, and a COLA.

The decrease of \$7,547 in Materials and Services is due to one-time start up costs for the new Cartographer/GIS Technician, offset by the ORMAP grant charges that post to the Assessor's Office but are reimbursed through Intergovernmental State Revenue to the Non-Departmental General Fund. Also, utilities are now being accounted for in the Administration Program, a change from last year.

MARION COUNTY FY 2020-21 BUDGET

BY DEPARTMENT

ASSESSOR'S OFFICE

Valuation Program

- Estimates market, Measure 50, special assessment, and other values for county-appraised properties including residential, multi-family, commercial, industrial, farm and forest, and business personal property.
- Ensures correct tax rates are associated with each taxing district, and associates each property with correct taxing districts to accurately calculate taxes owed.
- Determines the valuation and assessment impacts of both physical and use changes to property, including special assessment and exemption programs.
- Analyzes property sales for use in estimating the market value of unsold properties. Utilizes the data to develop mass appraisal models for each property type for assessment purposes, for defense of values when appealed, and to verify compliance with Oregon Department of Revenue oversight standards.
- Maintains farm and forest special assessments. Administers statutory exemptions based on ownership, non-profit activities, and economic development programs.
- Responds to taxpayer inquiries regarding property valuation methods, records of inventory, and exemption qualifications.
- Serve as experts to defend assessments before the Board of Property Tax Appeals, Magistrate Court, and Oregon Tax Court.

Program Summary

Assessor's Office

Program: Valuation

	FY 17-18 ACTUAL	FY 18-19 ACTUAL	FY 19-20 BUDGET	FY 20-21 ADOPTED	+/- %
RESOURCES					
General Fund Transfers	3,239,588	3,493,987	3,959,815	4,232,542	6.9%
TOTAL RESOURCES	3,239,588	3,493,987	3,959,815	4,232,542	6.9%
REQUIREMENTS					
Personnel Services	2,922,466	3,155,879	3,552,886	3,659,691	3.0%
Materials and Services	89,772	90,026	103,945	299,476	188.1%
Administrative Charges	227,350	248,083	302,984	273,375	-9.8%
TOTAL REQUIREMENTS	3,239,588	3,493,987	3,959,815	4,232,542	6.9%
FTE	35.00	36.00	36.00	36.00	0.0%

FTE By Position Title By Program

Program: Valuation	
Position Title	FTE
Appraisal Section Supervisor	3.00
Assessment Clerk	3.00
Assessment Clerk Sr	2.00
Office Specialist 3	3.00
Personal Property Appraisal Tech	4.00
Property Appraiser 2	15.00
Property Appraiser Sr	4.00
Sales Data Analyst 3	2.00
Program Valuation FTE Total:	36.00

FTE Changes

Staffing for the Valuation Program has remained unchanged for FY 2020-21.

MARION COUNTY FY 2020-21 BUDGET

BY DEPARTMENT

ASSESSOR'S OFFICE

Valuation Program Budget Justification

RESOURCES

The Valuation Program is funded entirely by the General Fund.

REQUIREMENTS

Personnel Services allocations have increased by \$106,805 or 3.0%. The replacement of higher step appraisers with underfilled Property Appraiser 1 positions tempered the increase as well as several longevity employees not receiving merit increases. Merit, and fringe benefit increases, and a COLA account for the increase, as well as the Property Appraiser 1 positions promoting to Property Appraiser 2.

Several adjustments have been made in Materials and Services for the Valuation Program this year. The largest impact is that of IT software maintenance charges (\$209,205) moving from administrative charges to Materials and Services. Also, a decrease due to utilities being allocated in total to the Administration Program, a change from last year. The category as a whole increased \$195,531 or 188.1%.

MARION COUNTY FY 2020-21 BUDGET

BY DEPARTMENT

ASSESSOR'S OFFICE

AS Administration Program

- Develops and implements the short and long term strategic plan for the department.
- Manages the department.
- Guides hiring and personnel development.
- Provides accurate and timely information to the Board of Commissioners, taxing districts, public support groups, and the state legislature.
- Performs annual budgeting and grant preparation.
- Provides excellent customer service to internal customers, businesses, government agencies and the general public.
- Maintains accounts payable and receivable, payroll, financial records, and contracts.
- Maintains all department personnel, appraisal certification, and educational records.
- Maintains Veteran's, Active Duty Military Service Member, Surviving Spouse of a Public Safety Officer, and Historical exemptions as well as Senior and Disabled Citizen's deferral programs.
- Maintains manufactured home records, and provides certification of taxes paid for title transfers and relocations.

Program Summary

Assessor's Office

Program: AS Administration

	FY 17-18 ACTUAL	FY 18-19 ACTUAL	FY 19-20 BUDGET	FY 20-21 ADOPTED	+/- %
RESOURCES					
General Fund Transfers	998,078	952,034	1,043,868	1,181,830	13.2%
TOTAL RESOURCES	998,078	952,034	1,043,868	1,181,830	13.2%
REQUIREMENTS					
Personnel Services	719,230	640,483	659,276	688,411	4.4%
Materials and Services	51,477	63,443	81,590	220,019	169.7%
Administrative Charges	227,372	248,107	303,002	273,400	-9.8%
TOTAL REQUIREMENTS	998,078	952,033	1,043,868	1,181,830	13.2%
FTE	7.00	6.00	6.00	6.00	0.0%

FTE By Position Title By Program

Program: AS Administration	
Position Title	FTE
Administrative Services Manager	1.00
Assessment Clerk	1.00
Assessment Clerk Sr	1.00
Assessor	1.00
Chief Deputy Assessor	1.00
Office Specialist 4	1.00
Program AS Administration FTE Total:	6.00

FTE Changes

The Administration Program maintains the status quo at 6.00 FTE positions budgeted for FY 2020-21.

MARION COUNTY FY 2020-21 BUDGET

BY DEPARTMENT

ASSESSOR'S OFFICE

AS Administration Program Budget Justification

RESOURCES

The Assessor's Administration Program is funded entirely by the General Fund.

REQUIREMENTS

Personnel Services costs shows an increase of 4.4% or \$29,135 due to merit increases and a COLA.

Materials and Services increased by \$138,429, with \$96,300 added as annual maintenance of the new Assessment and Taxation software, and \$68,439 in utilities being reallocated solely to the Administration Program.

Reductions include Temporary Staffing, which was increased last year for a scanning project that has begun digitizing annotated deed records utilized by many jurisdictions. Mail Services also saw a decrease with realized cost savings associated with Business Reply Mail.

MARION COUNTY FY 2020-21 BUDGET

BY DEPARTMENT

ASSESSOR'S OFFICE

KEY DEPARTMENT ACCOMPLISHMENTS

- Revenue Generation - \$452.6 million in taxes were levied for fiscal year 2019-20 to support the operation of the 292 taxing districts within the geographical boundaries of Marion County. This includes \$75.96 million to support the many services provided by Marion County itself.
- Property Records Website - We've seen continued success with our website providing detailed assessment and taxation information on individual properties to the general public, businesses, and public agencies. This site, on a secure platform, replaces a former unsupported site that generated vulnerabilities within the county IT network. The electronic availability of assessment and taxation information, to include tax bills for the prior five years for each property, reduces the need by staff to answer in-person and telephone inquiries.
- Cartographic Projects - We were able to accomplish the statutorily required work with two cartographers. The recent addition of a third cartographer will allow the utilization of available data and technology to create more efficiencies and greater accuracy. In conjunction with the Residential Section and IT our Cartographers have created mobile maps and surveys (Survey123) for appraisers to use in the field. Tax lot card books have been scanned and are available digitally now freeing up physical space in our office.
- Reappraisal Cycle - A key strategic objective of the Marion County Assessor's Office continues to be the reduction of the reappraisal cycle to seven years for all county-administered property types (over 132,500 accounts) excluding personal property which is done annually. We are in the fifth year of exceeding the rate of reappraisal to complete a seven year cycle for the Residential and Commercial Sections; this was the first year for the Rural Section. Rural, Residential and Commercial sections accomplished this objective for the 2019-20 tax year. Although a specific reappraisal cycle is no longer required by Oregon statute post Measure 50, a reasonable reappraisal cycle period remains highly desirable to help ensure the accuracy of property records and reduce the number of appeals.
- Assessment & Taxation System Replacement - Partnering with Marion County IT, the Assessor's Office has contracted with Helion Software Inc. and began converting to their ORCAT's software which is an Oregon Property Assessment & Taxation system. The system conversion is on-time and expects to take 18-months in total. July 1, 2020 the Tax Office will "Go-Live" with this software first followed by the Assessor's Office.
- Digital Records Storage - We continue to transition from paper to digital records stored in Laserfiche. This provides enhanced records security and greater efficiency. Records digitized and stored electronically include: 100% of personal property returns, each year they are bar-coded, scanned, and digitally stored for significant time savings, as well as space and cost savings by the elimination of filing cabinets. Commercial and industrial have 50% the appraisal records, both real and personal property, from field work to tax supplements digitized. Deed books, parcel maps, residential home records, rural home records, manufactured home records, tax exemptions, exemption records, tax deferrals, appeals records have begun the digital process. Tax statements have all been converted to digital format and archived.

MARION COUNTY FY 2020-21 BUDGET

BY DEPARTMENT

ASSESSOR'S OFFICE

KEY INDICATORS

1: Growth of Property Tax Assessment

Definition and Purpose

The estimation of anticipated tax revenues is a complex series of calculations with many fluctuating variables. However, the factors that most strongly influence changes in total tax collections year to year are:

- Changing market values. The direction and speed of property sales price changes impact the proportion of properties that incur the full annual 3% assessed value growth permitted under Measure 50, as well as the proportion that experience the limitations imposed by Measure 5. In a rising market, especially one that continues for several years, more properties will experience 3% assessed value growth per Measure 50, and fewer will experience Measure 5 tax rate "compression". The opposite occurs in a declining market.

- Construction activity. Certain changes to property result in exceptions to the 3% assessed value annual growth limitation of Measure 50. From the standpoint of total tax revenues, the most significant is typically new construction. The assessed value of new construction is calculated based on the estimated real market value as of January 1 of the first year that it is included in the tax roll, multiplied by the average ratio between real market value and maximum assessed value for all unchanged property in the county of the same property class.

- Changing tax rates. If one of the taxing districts in which a property is located changes its total tax rate, either up or down, this can have a substantial impact on the tax assessment of that property. The most common situations are when a new bond levy is passed, an existing levy retires, or a tax district is created or dissolved. County-wide, this can have a significant impact, especially if the district experiencing the change encompasses many properties.

Significance

Property taxes play a significant role in providing the resources necessary to create and maintain a safe, healthy, and productive quality of life within our community. However, the property tax system is extremely complex. Marion County Strategic Plan Goal #6 states: "Provide efficient, effective, and responsive government through stewardship and accountability". Therefore, the Assessor's Office expends considerable effort in providing information to educate and inform the public on the functions and responsibilities of our office, the various statutes regarding how values are calculated, as well as the current and historical values and taxes associated with individual properties.

Data Units Fiscal Year

Tax Accounts: This number includes existing accounts as of the prior year's tax roll, plus new additions during the year, minus any retirements or combinations. New accounts can include anything from a new subdivision, to a new business personal property account, to a new utility operating within the county.

FY 16-17 Actual	FY 17-18 Actual	FY 18-19 Actual	FY 19-20 Estimate	FY 20-21 Estimate
130,277	130,652	131,031	132,760	133,720

Building Permits: The majority of the permits are for construction of buildings and structures that will add value. Some permits may be for ongoing maintenance and repair, which although not taxable are required to be inspected to confirm whether or not the permit is limited to maintenance and repair activity only.

FY 16-17 Actual	FY 17-18 Actual	FY 18-19 Actual	FY 19-20 Estimate	FY 20-21 Estimate
2,654	3,282	3,235	2,955	3,027

MARION COUNTY FY 2020-21 BUDGET

BY DEPARTMENT

ASSESSOR'S OFFICE

Real Market Value: The market value for all taxable property within Marion County. This indicates the value that the Assessor's Office believes the property would sell for on the open market as of January 1 of the assessment year.

FY 16-17 Actual	FY 17-18 Actual	FY 18-19 Actual	FY 19-20 Estimate	FY 20-21 Estimate
39,002,299,869 6.23%	42,213,950,459 8.23%	46,399,106,709 9.91%	50,681,034,646 9.23%	54,228,707,000 7.00%

Assessed Value of Exceptions: New assessed value represented by statutory exceptions to the 3% annual increase rule of Measure 50. Exceptions include partitions, new construction, building additions, properties coming off exemption or special assessment, changes of use conforming to new zoning, and omitted property returned to the tax roll. Individual exceptions can increase or decrease assessed value.

FY 16-17 Actual	FY 17-18 Actual	FY 18-19 Actual	FY 19-20 Estimate	FY 20-21 Estimate
495,266,155	517,433,852	555,939,946	753,626,796	414,082,000

Assessed Value: The value to which tax rates are applied. This figure increases each year with the maximum 3% growth allowed under Measure 50, plus the value of exceptions. Assessed value is also impacted by the limitations imposed by Measure 5 as well as exemptions, special assessments, and deferrals.

FY 16-17 Actual	FY 17-18 Actual	FY 18-19 Actual	FY 19-20 Estimate	FY 20-21 Estimate
23,371,520,094 3.92%	24,219,912,095 3.63%	25,344,013,124 4.64%	26,502,974,171 4.57%	27,579,837,000 4.06%

Explanation of Trends and Changes

Marion County continues to capitalize on its proximity to the dynamic Portland-Hillsboro-Vancouver metro area, even as prices there tend to drive economic activity to adjacent areas. The county also benefits from strong demand for agricultural and timber products, as well as its role as the state capitol. However, as with many other communities, property tax revenues are impacted by tax exemptions offered as economic development incentives to some of the largest new projects.

Building permit and new construction numbers have increased consistently year over year. Approximately 62% of permits were attributed to construction projects creating additional taxable value. Real Market Value is expected to show average growth of about 8%, and Measure 50 Assessed Value indicates a steady growth of about 4.2%.

MARION COUNTY FY 2020-21 BUDGET

BY DEPARTMENT

ASSESSOR'S OFFICE

Resources by Fund Detail						
100 - General Fund	Actual FY 17-18	Actual FY 18-19	Budget FY 19-20	Proposed FY 20-21	Approved FY 20-21	Adopted FY 20-21
General Fund Transfers						
381100 Transfer from General Fund	5,665,930	5,887,498	6,712,850	7,159,347	7,159,347	7,159,347
General Fund Transfers Total	5,665,930	5,887,498	6,712,850	7,159,347	7,159,347	7,159,347
General Fund Total	5,665,930	5,887,498	6,712,850	7,159,347	7,159,347	7,159,347
Assessor's Office Grand Total	5,665,930	5,887,498	6,712,850	7,159,347	7,159,347	7,159,347

MARION COUNTY FY 2020-21 BUDGET

BY DEPARTMENT

ASSESSOR'S OFFICE

Requirements by Fund Detail

100 - General Fund	Actual FY 17-18	Actual FY 18-19	Budget FY 19-20	Proposed FY 20-21	Approved FY 20-21	Adopted FY 20-21
Personnel Services						
Salaries and Wages						
511110 Regular Wages	2,290,991	2,360,403	3,003,330	3,181,846	3,181,846	3,181,846
511130 Vacation Pay	157,049	164,175	0	0	0	0
511140 Sick Pay	89,904	96,721	0	0	0	0
511150 Holiday Pay	115,613	123,043	0	0	0	0
511160 Comp Time Pay	486	0	0	0	0	0
511210 Compensation Credits	58,101	54,360	49,407	48,361	48,361	48,361
511240 Leave Payoff	14,727	17,436	0	0	0	0
511250 Training Pay	1,919	0	0	0	0	0
511290 Health Insurance Waiver Pay	8,521	8,121	9,600	12,000	12,000	12,000
511420 Premium Pay	1,110	1,230	1,200	2,770	2,770	2,770
Salaries and Wages Total	2,738,420	2,825,490	3,063,537	3,244,977	3,244,977	3,244,977
Fringe Benefits						
512010 Fringe Benefits Budget Only	0	0	444	1,025	1,025	1,025
512110 PERS	475,544	490,368	702,808	744,088	744,088	744,088
512120 401K	19,311	20,239	20,570	21,607	21,607	21,607
512130 PERS Debt Service	156,075	191,728	162,305	173,459	173,459	173,459
512200 FICA	202,962	209,435	231,320	245,719	245,719	245,719
512310 Medical Insurance	698,104	721,462	760,272	778,320	778,320	778,320
512320 Dental Insurance	64,664	64,523	75,576	65,424	65,424	65,424
512330 Group Term Life Insurance	4,932	5,054	5,650	5,988	5,988	5,988
512340 Long Term Disability Insurance	10,153	10,394	12,672	13,424	13,424	13,424
512400 Unemployment Insurance	8,742	8,482	11,333	9,728	9,728	9,728
512520 Workers Comp Insurance	1,208	1,122	1,530	1,560	1,560	1,560
512600 Wellness Program	1,925	1,917	2,040	2,080	2,080	2,080
512610 Employee Assistance Program	1,424	1,541	1,734	1,768	1,768	1,768
512700 County HSA Contributions	7,044	7,150	7,150	7,800	7,800	7,800
Fringe Benefits Total	1,652,087	1,733,415	1,995,404	2,071,990	2,071,990	2,071,990
Personnel Services Total	4,390,507	4,558,905	5,058,941	5,316,967	5,316,967	5,316,967
Materials and Services						
Supplies						
521010 Office Supplies	10,743	8,622	14,400	15,300	15,300	15,300
521030 Field Supplies	1,468	961	1,000	1,000	1,000	1,000
521070 Departmental Supplies	1,306	2,689	3,000	3,000	3,000	3,000
521190 Publications	809	1,132	700	700	700	700
521300 Safety Clothing	0	0	0	1,000	1,000	1,000
Supplies Total	14,326	13,404	19,100	21,000	21,000	21,000
Materials						
522060 Sign Materials	97	0	0	0	0	0

MARION COUNTY FY 2020-21 BUDGET

BY DEPARTMENT

ASSESSOR'S OFFICE

100 - General Fund	Actual FY 17-18	Actual FY 18-19	Budget FY 19-20	Proposed FY 20-21	Approved FY 20-21	Adopted FY 20-21
Materials and Services						
522150 Small Office Equipment	7,891	2,273	10,200	9,700	9,700	9,700
522170 Computers Non Capital	5,778	8,254	11,600	9,000	9,000	9,000
522180 Software	834	1,202	1,000	500	500	500
Materials Total	14,600	11,729	22,800	19,200	19,200	19,200
Communications						
523010 Telephone Equipment	60	183	1,024	1,500	1,500	1,500
523020 Phone and Communication Svcs	184	218	200	250	250	250
523040 Data Connections	0	0	0	480	480	480
523050 Postage	2,295	6,433	2,100	6,535	6,535	6,535
523060 Cellular Phones	0	2,328	3,546	4,650	4,650	4,650
523090 Long Distance Charges	284	331	330	505	505	505
Communications Total	2,823	9,492	7,200	13,920	13,920	13,920
Utilities						
524010 Electricity	25,489	27,955	29,324	26,525	26,525	26,525
524020 City Operations and St Lights	17	18	18	18	18	18
524040 Natural Gas	238	247	265	283	283	283
524050 Water	488	429	439	500	500	500
524070 Sewer	1,071	953	974	1,032	1,032	1,032
524090 Garbage Disposal and Recycling	1,738	1,750	1,608	1,697	1,697	1,697
Utilities Total	29,041	31,352	32,628	30,055	30,055	30,055
Contracted Services						
525156 Bank Services	65	137	0	0	0	0
525175 Temporary Staffing	9,376	10,850	26,000	14,000	14,000	14,000
525360 Public Works Services	21,179	26,000	38,000	49,950	49,950	49,950
525430 Programming and Data Services	0	0	0	4,600	4,600	4,600
525450 Subscription Services	9,579	9,462	10,190	10,200	10,200	10,200
525510 Legal Services	660	1,345	1,000	1,000	1,000	1,000
525710 Printing Services	33,176	29,278	37,000	37,300	37,300	37,300
525715 Advertising	3,695	3,775	5,000	5,000	5,000	5,000
525735 Mail Services	71,193	70,995	82,500	79,000	79,000	79,000
525740 Document Disposal Services	543	557	600	720	720	720
525999 Other Contracted Services	24,824	9,500	9,500	9,500	9,500	9,500
Contracted Services Total	174,290	161,897	209,790	211,270	211,270	211,270
Repairs and Maintenance						
526010 Office Equipment Maintenance	395	875	1,000	790	790	790
526021 Computer Software Maintenance	319	23	500	305,041	305,041	305,041
526030 Building Maintenance	401	2,565	1,000	1,000	1,000	1,000
Repairs and Maintenance Total	1,114	3,463	2,500	306,831	306,831	306,831

MARION COUNTY FY 2020-21 BUDGET

BY DEPARTMENT

ASSESSOR'S OFFICE

100 - General Fund	Actual FY 17-18	Actual FY 18-19	Budget FY 19-20	Proposed FY 20-21	Approved FY 20-21	Adopted FY 20-21
Materials and Services						
Rentals						
527130 Parking	58	115	100	150	150	150
527140 County Parking	13,200	13,200	13,200	13,200	13,200	13,200
527240 Condo Assn Assessments	29,593	27,698	30,205	38,384	38,384	38,384
527300 Equipment Rental	5,446	6,124	4,510	7,400	7,400	7,400
Rentals Total	48,298	47,136	48,015	59,134	59,134	59,134
Insurance						
528210 Public Official Bonds	1,750	1,750	1,750	1,750	1,750	1,750
528220 Notary Bonds	143	0	0	100	100	100
Insurance Total	1,893	1,750	1,750	1,850	1,850	1,850
Miscellaneous						
529110 Mileage Reimbursement	21,587	22,288	21,750	21,750	21,750	21,750
529130 Meals	253	529	850	1,050	1,050	1,050
529140 Lodging	5,565	4,585	6,200	6,200	6,200	6,200
529210 Meetings	300	435	600	700	700	700
529220 Conferences	5,793	5,330	4,550	5,700	5,700	5,700
529230 Training	6,115	8,131	14,025	12,350	12,350	12,350
529300 Dues and Memberships	4,079	4,559	4,605	8,655	8,655	8,655
529650 Pre Employment Costs	203	364	220	190	190	190
529880 Recording Charges	35,319	9,280	44,672	28,000	28,000	28,000
529910 Awards and Recognition	401	512	700	1,000	1,000	1,000
Miscellaneous Total	79,615	56,013	98,172	85,595	85,595	85,595
Materials and Services Total	365,999	336,237	441,955	748,855	748,855	748,855
Administrative Charges						
611100 County Admin Allocation	58,349	63,232	73,470	66,905	66,905	66,905
611210 Facilities Mgt Allocation	67,965	68,274	79,164	79,943	79,943	79,943
611220 Custodial Allocation	49,363	48,614	57,501	61,285	61,285	61,285
611230 Courier Allocation	2,539	2,230	2,467	2,671	2,671	2,671
611250 Risk Management Allocation	6,967	6,512	8,472	15,195	15,195	15,195
611255 Benefits Allocation	14,726	15,341	16,146	0	0	0
611260 Human Resources Allocation	53,087	58,543	69,862	89,114	89,114	89,114
611300 Legal Services Allocation	114,647	98,519	93,794	79,781	79,781	79,781
611400 Information Tech Allocation	131,486	148,632	160,633	163,235	163,235	163,235
611410 FIMS Allocation	64,415	67,601	63,647	58,360	58,360	58,360
611420 Telecommunications Allocation	9,158	11,274	14,560	12,333	12,333	12,333
611430 Info Tech Direct Charges	244,185	296,514	466,180	315,879	315,879	315,879
611600 Finance Allocation	50,813	52,320	58,857	62,405	62,405	62,405
611800 MCBEE Allocation	1,093	1,070	2,868	7,983	7,983	7,983
612100 IT Equipment Use Charges	12,130	22,179	15,533	28,836	28,836	28,836
614100 Liability Insurance Allocation	16,700	19,000	16,000	37,600	37,600	37,600

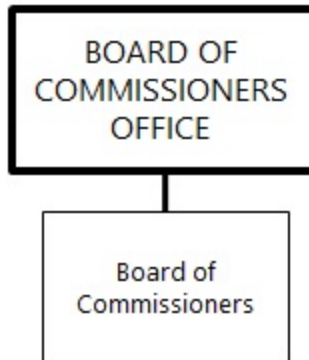
MARION COUNTY FY 2020-21 BUDGET

BY DEPARTMENT

ASSESSOR'S OFFICE

100 - General Fund	Actual FY 17-18	Actual FY 18-19	Budget FY 19-20	Proposed FY 20-21	Approved FY 20-21	Adopted FY 20-21
Administrative Charges						
614200 WC Insurance Allocation	11,800	12,500	12,800	12,000	12,000	12,000
Administrative Charges Total	909,423	992,355	1,211,954	1,093,525	1,093,525	1,093,525
General Fund Total	5,665,930	5,887,498	6,712,850	7,159,347	7,159,347	7,159,347
Assessor's Office Grand Total	5,665,930	5,887,498	6,712,850	7,159,347	7,159,347	7,159,347

BOARD OF COMMISSIONERS' OFFICE



MISSION STATEMENT

Provide leadership on critical public policy issues, ensure fiscal accountability, and promote citizen empowerment to enhance the health, safety, and livability of our communities.

GOALS AND OBJECTIVES

- Goal 1 Leadership - Focus leadership on critical policy issues, promote robust public engagements and strengthen the county through collaboration with residents, businesses, and other governmental entities.
 - Objective 1 Provide direction to county committees and councils, including Solid Waste Management Advisory Council, Marion County Public Safety Coordinating Council, Children and Families Commission, Parks Commission, and the new housing initiative.
 - Objective 2 Encourage community engagement and participation in government through offsite board sessions and town hall meetings held throughout the county.
 - Objective 3 Advocate for upgrades and expansion of transportation facilities, including a plan for Urban Growth Boundary expansion/right of way, Salem and Aurora airports, and Donald, Cordon, and Gaffin Road interchanges.
 - Objective 4 Participate with local and regional partners to address homeless issues in Marion County.

- Goal 2 Emergency Preparedness - Ensure that the county is prepared for emergencies affecting its residents, operations, and services.
 - Objective 1 Ensure the county is prepared to respond to COVID-19 (Coronavirus) as appropriate based off of Oregon Health Authority and Centers for Disease Control and Prevention data.
 - Objective 2 Update all departmental Continuity of Operations Plans (COOP) and the countywide Emergency Operations Plan.
 - Objective 3 Ensure Health and Human Services Department's emergency plan is continually updated and operational for communicable diseases (Ebola, Avian Flu, Coronavirus, etc.).

- Goal 3 Communication - Ensure openness and transparency in government by communicating timely and accurate information to the media, residents, and employees.
 - Objective 1 Implement a proactive direction, corresponding strategies, and an annual plan for countywide internal and external communications, and develop a structured schedule for communication with departments.
 - Objective 2 Hire a media consultant to develop a clear, proactive communication plan for internal and external communications.

MARION COUNTY FY 2020-21 BUDGET

BY DEPARTMENT

BOARD OF COMMISSIONERS' OFFICE

- Objective 3 Continue Marion County TODAY printed and e-newsletter along with other specialized quarterly newsletters for East Salem, and other constituent groups.
- Objective 4 Increase county presence and reach on social media utilizing sponsored/boosted content.

- Goal 4 Enterprise Approach - Lead and manage the county business functions more efficiently and effectively to enhance accountability and stewardship.
 - Objective 1 Provide support to the new Marion County Culture Committee and implement their recommendations.
 - Objective 2 Partner with the executive management team to fully integrate the enterprise model of operations.
 - Objective 3 Continue management and organizational audits, including review of county departments, programs, and initiatives.
 - Objective 4 Develop an annual budget that ensures prudent stewardship of county resources by analyzing future service and capital program needs.

- Goal 5 Economic and Community Development - Develop and maintain vital infrastructure to promote economic/community development and enhance livability in Marion County.
 - Objective 1 Promote economic and community development by cultivating relationships with other regional organizations to align initiatives and priorities.
 - Objective 2 Develop strategies and funding mechanisms to expand infrastructure in the North Santiam Canyon and other areas of the county as needed for economic growth.

- Goal 6 Customer Service - Promote a culture of responsive service delivery and quality customer service.
 - Objective 1 Promote customer service excellence and accountability throughout the organization.
 - Objective 2 Develop and deliver customer service training refreshers targeted at both management and staff.

MARION COUNTY FY 2020-21 BUDGET

BY DEPARTMENT

BOARD OF COMMISSIONERS' OFFICE

DEPARTMENT OVERVIEW

The three members of the Board of Commissioners are the elected representatives of all Marion County residents. The board sets policy for the administration and operation of county government. Marion County operates as a general law county within the framework of the Oregon Constitution and Oregon Revised Statutes. The board is responsible for all three branches of county government: legislative, executive, and quasi-judicial. Formal board sessions are held weekly for official action to adopt ordinances, resolutions, and orders pertaining to county policy, operations, and administration. In addition, the board serves as the primary mechanism for encouraging citizen participation and input to local government through advisory boards, commissions, and committees and provides frequent opportunities for individuals and organizations to comment on matters of public concern.

The Chief Administrative Officer supervises department heads and implements and administers county policy as directed by the Board of Commissioners. The Chief Administrative Officer is the appointed budget officer and is responsible for proposing and monitoring the annual budget. Other programs and services provided by the board's office include intergovernmental relations, federal grant management, economic development, community mobilization, constituent services, strategic planning, public information and media relations, timely and accurate public notice, public records, and personnel administration. The office also provides clerical and program support for the commissioners, executive staff, boards, and commissions.

RESOURCE AND REQUIREMENT SUMMARY

Board of Commissioners Office	FY 17-18 ACTUAL	FY 18-19 ACTUAL	FY 19-20 BUDGET	FY 20-21 ADOPTED	+/- %
RESOURCES					
Charges for Services	20,143	17,747	2,857	2,942	3.0%
Admin Cost Recovery	1,979,832	2,183,265	2,453,209	2,342,735	-4.5%
General Fund Transfers	449,115	473,632	494,816	513,099	3.7%
TOTAL RESOURCES	2,449,090	2,674,644	2,950,882	2,858,776	-3.1%
REQUIREMENTS					
Personnel Services					
Salaries and Wages	1,247,032	1,388,251	1,473,575	1,375,192	-6.7%
Fringe Benefits	677,314	749,105	857,928	831,543	-3.1%
Total Personnel Services	1,924,346	2,137,356	2,331,503	2,206,735	-5.4%
Materials and Services					
Supplies	9,988	9,577	9,271	12,457	34.4%
Materials	1,973	11,280	9,325	5,040	-46.0%
Communications	3,966	4,148	6,630	6,815	2.8%
Utilities	18,913	20,376	21,303	19,624	-7.9%
Contracted Services	11,110	21,462	14,931	20,191	35.2%
Repairs and Maintenance	432	3,916	7,000	2,230	-68.1%
Rentals	34,711	30,993	35,486	40,564	14.3%
Insurance	0	40	80	160	100.0%
Miscellaneous	35,360	31,782	42,173	39,782	-5.7%
Total Materials and Services	116,451	133,573	146,199	146,863	0.5%
Administrative Charges	408,293	403,715	473,180	505,178	6.8%
TOTAL REQUIREMENTS	2,449,090	2,674,644	2,950,882	2,858,776	-3.1%
FTE	15.00	15.00	15.00	15.00	0.0%

MARION COUNTY FY 2020-21 BUDGET

BY DEPARTMENT

BOARD OF COMMISSIONERS' OFFICE

FUNDS

Fund Name	FY 17-18 ACTUAL	FY 18-19 ACTUAL	FY 19-20 BUDGET	FY 20-21 ADOPTED	% of Total
RESOURCES					
FND 580 Central Services	2,449,090	2,674,644	2,950,882	2,858,776	100.0%
TOTAL RESOURCES	2,449,090	2,674,644	2,950,882	2,858,776	100.0%
REQUIREMENTS					
FND 580 Central Services	2,449,090	2,674,644	2,950,882	2,858,776	100.0%
TOTAL REQUIREMENTS	2,449,090	2,674,644	2,950,882	2,858,776	100.0%

PROGRAMS

	FY 17-18 ACTUAL	FY 18-19 ACTUAL	FY 19-20 BUDGET	FY 20-21 ADOPTED	+/- %
RESOURCES					
Board of Commissioners	2,449,090	2,674,644	2,950,882	2,858,776	-3.1%
TOTAL RESOURCES	2,449,090	2,674,644	2,950,882	2,858,776	-3.1%
REQUIREMENTS					
Board of Commissioners	2,449,090	2,674,644	2,950,882	2,858,776	-3.1%
TOTAL REQUIREMENTS	2,449,090	2,674,644	2,950,882	2,858,776	-3.1%

MARION COUNTY FY 2020-21 BUDGET

BY DEPARTMENT

BOARD OF COMMISSIONERS' OFFICE

Board of Commissioners Program

- Executive functions: (1) Set the strategic direction and business priorities of the county; (2) Adopt the annual budget, exercise sound financial management, and build the county's fiscal strength; (3) Maintain a quality workforce and equip county employees with the tools, skills, workspace, and resources needed to do their jobs safely and well; (4) Provide leadership in critical public policy areas; (5) Appoint members of citizen advisory panels, hearings examiners, budget committee members, and the members of the Board of Equalization; and (6) Act as the board of directors for the Marion County Housing Authority and six special service districts, including Brooks Community Service District, Labish Village Sewage & Drainage District, Fargo Interchange Service District, East Salem Service District, Illahe Hills Street Lighting District, and Marion County Extension & 4-H Service District.
- Legislative functions: (1) Enact ordinances that have the force of law in the county; (2) Carefully plan and manage land use in Marion County; (3) Serve as the Local Public Health Authority; and (4) Serve as the Local Mental Health Authority.
- Quasi-judicial Functions: (1) Serve as land use appeals board of last resort for unincorporated Marion County lands; (2) Implement special district formation; and (3) Approve road vacations, street improvements, and road legalization.
- Collaboration and partnership functions: (1) Provide county leadership that is accessible, considers the interests of residents, strives to resolve concerns, ensures that actions are responsive, and delivered through quality customer service; (2) Respond to constituent needs and concerns, including fact-finding, negotiation/mediation, and problem solving; (3) Represent county interests to other agencies and organizations at the local, regional, state, and national levels; (4) Engage and inform citizens and local jurisdictions on items of countywide importance, increase public awareness of county services, and enhance the public perception of the county through proactive efforts; (5) Partner to create investments in workforce, jobs, and community infrastructure to support a diverse and thriving economy; and (6) Adopt the mandated biennial Sheriff's Office Community Corrections Plan and the Juvenile Department's Crime Prevention Plan. These are countywide plans for public safety policy, planning, coordination, and implementation of resources that include partners such as the Sheriff, local police chiefs, District Attorney, Health and Human Services Department, Juvenile Department, local businesses, and citizen advocates.

Program Summary

Board of Commissioners Office

Program: Board of Commissioners

	FY 17-18 ACTUAL	FY 18-19 ACTUAL	FY 19-20 BUDGET	FY 20-21 ADOPTED	+/- %
RESOURCES					
Charges for Services	20,143	17,747	2,857	2,942	3.0%
Admin Cost Recovery	1,979,832	2,183,265	2,453,209	2,342,735	-4.5%
General Fund Transfers	449,115	473,632	494,816	513,099	3.7%
TOTAL RESOURCES	2,449,090	2,674,644	2,950,882	2,858,776	-3.1%
REQUIREMENTS					
Personnel Services	1,924,346	2,137,356	2,331,503	2,206,735	-5.4%
Materials and Services	116,451	133,573	146,199	146,863	0.5%
Administrative Charges	408,293	403,715	473,180	505,178	6.8%
TOTAL REQUIREMENTS	2,449,090	2,674,644	2,950,882	2,858,776	-3.1%
FTE	15.00	15.00	15.00	15.00	0.0%

FTE By Position Title By Program

Program: Board of Commissioners	
Position Title	FTE
Administrative Services Manager	1.00

MARION COUNTY FY 2020-21 BUDGET
 BY DEPARTMENT
 BOARD OF COMMISSIONERS' OFFICE

Program: Board of Commissioners	
Position Title	FTE
Chief Administrative Officer	1.00
County Commissioner	3.00
County Public Information Coordinator	1.00
Deputy County Administrative Officer	1.00
Management Analyst 1 (Confidential)	1.00
Management Analyst 2	1.00
Office Specialist 3	3.00
Policy Analyst	1.00
Senior Policy Analyst	2.00
Program Board of Commissioners FTE Total:	15.00

Board of Commissioners Program Budget Justification

RESOURCES

Revenue for the board's office budget includes Charges for Services, General Fund Transfers and Administrative Cost Recovery. Charges for Services is for administrative support provided to Courthouse Square Condominium Association. The General Fund support covers the commissioners' salaries and benefits. Administrative Cost Recovery funds all other personnel and materials and services in the board's office.

REQUIREMENTS

Personnel Services decreased due to retirements. There are no significant changes in Materials and Services.

MARION COUNTY FY 2020-21 BUDGET

BY DEPARTMENT

BOARD OF COMMISSIONERS' OFFICE

KEY DEPARTMENT ACCOMPLISHMENTS

- **Community Board Sessions & Town Halls** - In 2019, the Board of Commissioners conducted evening Board Session and Town Hall meetings in communities across Marion County to connect with the local residents and focus on issues and concerns in individual areas. The commissioners held two meetings in East Salem at Chemeketa Community College and met in the cities of Gates, St. Paul, Stayton, and at the Marion County Fair. The commissioners are continuing the series in 2020 including a stop in Jefferson to help celebrate its 150th anniversary.
- **Culture Review and Culture Committee** - In 2019, Marion County completed a workplace culture assessment conducted by Clarity Scientific, LLC. One of the key findings detailed in the report states that four out of five employees reported high job satisfaction. The goal of the study was to identify the strengths of Marion County as an organization and provide insights that county leaders can use in continued support of employees in the workplace. The county appointed a culture committee made up of representatives from each of the county's 16 departments from frontline staff to management employees. The culture committee will meet to generate practical ideas for enhancing county culture throughout the organization.
- **New Chief Administrative Officer Appointed** - Jan Fritz was selected as the county's chief administrative officer. Her appointment was effective July 1, 2019. Ms. Fritz has extensive experience in government and business management and has served as the county's deputy county administrative officer since 2007 and the county personnel officer since 2008.
- **New Sheriff Appointed** - Commander Joe Kast was appointed as Marion County Sheriff following the retirement of Sheriff Jason Myers. Sheriff Kast has more than 27 years of experience in law enforcement. Sheriff Kast's experience encompasses a broad range of public safety services including patrol, investigations, recruitment and training, internal affairs, public information, and jail administration among others.
- **Legislative Appointments** - The Marion and Polk County Board of Commissioners selected Denyc Boles to fill the vacancy for State Senator in Senate District 10 following the passing of longtime Senator Jackie Winters. Senator Boles previously represented the residents of House District 19. The Marion County Board of Commissioners selected Raquel Moore-Green to fill the current vacancy for State Representative in House District 19 following Representative Boles' appointment as State Senator in House District 19. She was among three candidates nominated by the Oregon Republican Party to fill the position.
- **Continuum of Care** - The Marion-Polk region was recently approved by the U.S. Department of Housing & Urban Development to establish a local Continuum of Care and was awarded more than \$742,000 in funding for local partners that provide services. This will provide our region with the opportunity to assess local needs and effectively address homelessness in our region. Marion County commissioners met with Oregon's Congressional delegation and HUD staff in Washington D.C. to communicate the needs of our region.
- **Housing Initiative** - In 2019, Marion County identified housing as a priority, with the focus on developing strategies to increase housing supply and provide more housing opportunities throughout the county. The commissioners brought together community stakeholders to identify the county's primary housing needs including affordable homeownership opportunities and rental housing, rural housing projects, transitional and shelter housing, and workforce housing and development.
- **Rural Industrial Exemptions** - Marion County was the first in the state to adopt an ordinance providing for a property tax exemption for newly constructed rural industrial improvements valued between \$1 million and \$25 million under legislation approved in 2016. Two county businesses became the first in the state to seek exemptions under the new program. Combined, the county anticipates an additional \$6.6 million in taxable property value.
- **Capital Projects** - In January, Marion County opened the new Juvenile Administration Building. Previous capital improvements include the Juvenile Detention Center, two courtrooms, and the innovative Fresh Start Market which provides job opportunities for youth.

MARION COUNTY FY 2020-21 BUDGET
BY DEPARTMENT
BOARD OF COMMISSIONERS' OFFICE

KEY INDICATORS

1: Customer Service

Definition and Purpose

Promote a culture of responsive service delivery and quality customer service.

Significance

This key indicator supports the county strategic priority for Customer Service and falls under the Board of Commissioners' Office Goal #6 Operational Efficiency: Provide efficient, effective, and responsive government through stewardship and accountability. This key indicator highlights the importance of providing customer service to citizens, visitors, internal customers, and community partners.

Data Units Calendar Year

The number of customer contacts received in the Board of Commissioners' Office.

Contacts: Public Safety

CY 2017 Actual	CY 2018 Actual	CY 2019 Actual	CY 2020 Estimate	CY 2021 Estimate
424	437	491	500	510

Contacts: Health and Community Services

CY 2017 Actual	CY 2018 Actual	CY 2019 Actual	CY 2020 Estimate	CY 2021 Estimate
261	235	329	340	345

Contacts: Transportation

CY 2017 Actual	CY 2018 Actual	CY 2019 Actual	CY 2020 Estimate	CY 2021 Estimate
331	369	369	376	400

Contacts: General Government

CY 2017 Actual	CY 2018 Actual	CY 2019 Actual	CY 2020 Estimate	CY 2021 Estimate
398	511	506	521	540

Explanation of Trends and Changes

The county website contains a countywide "Contact Us" form that has proven to be popular with constituents. There were a total of 1,723 recorded contacts via the Marion County website in calendar year 2019. The data above shows the most common contact topics. The General Government category continues to see growth due to the increased number of contacts that were referrals to other government organizations. We continue to see an increase in utilization of the "Contact Us" form as a convenient method for constituents to contact departments and conduct business with Marion County and expect to see contacts continue to increase.

2: Communication

Definition and Purpose

Provide information to media, residents, employees, and community partners via multiple channels. Improve two-way communication opportunities for public engagement.

MARION COUNTY FY 2020-21 BUDGET
BY DEPARTMENT
BOARD OF COMMISSIONERS' OFFICE

Significance

This key indicator supports the county strategic priority for communications and falls under the Strategic Plan Goal #6 Operational Efficiency and Quality Service: Provide efficient, effective, and responsive government through stewardship and accountability.

Data Units Calendar Year

Social media likes on Facebook and follows on Twitter.

CY 2017 Actual	CY 2018 Actual	CY 2019 Actual	CY 2020 Estimate	CY 2021 Estimate
Facebook - 970 Twitter - 425	Facebook - 1876 Twitter - 467	Facebook - 2874 Twitter - 521	Facebook - 3500 Twitter - 600	Facebook - 4000 Twitter - 650

Number of press releases issued.

CY 2017 Actual	CY 2018 Actual	CY 2019 Actual	CY 2020 Estimate	CY 2021 Estimate
53	34	26	41	44

Presentations given or external meetings attended by the county commissioners.

CY 2017 Actual	CY 2018 Actual	CY 2019 Actual	CY 2020 Estimate	CY 2021 Estimate
566	564	585	590	600

Explanation of Trends and Changes

The county continues to see an increase in social media use as a important method of contact with constituents. We expect to continue to see solid, steady growth across social networks as we utilize increased boosted/sponsored content.

3: Organizational and Management Assessments of County Departments

Definition and Purpose

The number of organizational/management assessments and process/product improvement initiatives aimed at maximizing resources and ensuring accountability.

Beginning in 2006, the Board of Commissioners' Office began contracting for performance audits of county departments and program activities. These audits assist the board in creating efficiencies, reviewing organizational structures, and making recommendations to improve service delivery in order to make the best use of taxpayer dollars.

Significance

This key indicator supports the county Strategic Plan for Goal #6 Operational Efficiency and Quality Service: Provide efficient, effective, and responsive government through stewardship and accountability.

In an ongoing effort to improve the efficiency and effectiveness of county operations, the Board of Commissioners' Office conducts organizational and management assessments of county departments and activities. The assessments provide valuable data and information that assist in streamlining county operations and improving the use of county resources to meet the needs of Marion County residents.

MARION COUNTY FY 2020-21 BUDGET
BY DEPARTMENT
BOARD OF COMMISSIONERS' OFFICE

Data Units Fiscal Year

This data set includes a combination of management assessments including organizational/management performance audits, facilitation of administrative service delivery and alignment projects, and process improvement projects. Studies are reported in the fiscal year the contract was initiated. Some studies of large departments with multiple programs and services were conducted over two fiscal year periods.

FY 16-17 Actual	FY 17-18 Actual	FY 18-19 Actual	FY 19-20 Estimate	FY 20-21 Estimate
4	3	3	2	3

Explanation of Trends and Changes

Marion County continues to streamline and increase efficiencies in business processes and practices. The goal of conducting organizational assessments is to reduce waste, improve efficiency and effectiveness, and implement improvements that benefit Marion County residents and lay the foundation for continuous improvement. Assessments completed include a culture assessment, and a review of department general fund transfers.

MARION COUNTY FY 2020-21 BUDGET

BY DEPARTMENT

BOARD OF COMMISSIONERS' OFFICE

Resources by Fund Detail						
580 - Central Services	Actual FY 17-18	Actual FY 18-19	Budget FY 19-20	Proposed FY 20-21	Approved FY 20-21	Adopted FY 20-21
Charges for Services						
341430 Copy Machine Fees	0	5	0	0	0	0
342910 Public Records Request Charges	0	1	0	0	0	0
344999 Other Reimbursements	1,510	325	0	0	0	0
347101 Central Svcs to Other Agencies	18,633	17,416	2,857	2,942	2,942	2,942
Charges for Services Total	20,143	17,747	2,857	2,942	2,942	2,942
Admin Cost Recovery						
411100 County Admin Allocation	1,979,832	2,183,265	2,453,209	2,342,735	2,342,735	2,342,735
Admin Cost Recovery Total	1,979,832	2,183,265	2,453,209	2,342,735	2,342,735	2,342,735
General Fund Transfers						
381100 Transfer from General Fund	449,115	473,632	494,816	513,099	513,099	513,099
General Fund Transfers Total	449,115	473,632	494,816	513,099	513,099	513,099
Central Services Total	2,449,090	2,674,644	2,950,882	2,858,776	2,858,776	2,858,776
Board of Commissioners Office Grand Total	2,449,090	2,674,644	2,950,882	2,858,776	2,858,776	2,858,776

MARION COUNTY FY 2020-21 BUDGET

BY DEPARTMENT

BOARD OF COMMISSIONERS' OFFICE

Requirements by Fund Detail

580 - Central Services	Actual FY 17-18	Actual FY 18-19	Budget FY 19-20	Proposed FY 20-21	Approved FY 20-21	Adopted FY 20-21
Personnel Services						
Salaries and Wages						
511110 Regular Wages	1,049,831	1,140,802	1,384,784	1,333,563	1,333,563	1,333,563
511120 Temporary Wages	11,272	4,398	9,186	9,266	9,266	9,266
511130 Vacation Pay	61,393	65,078	0	0	0	0
511140 Sick Pay	42,856	32,608	0	0	0	0
511150 Holiday Pay	49,522	54,552	0	0	0	0
511160 Comp Time Pay	769	1,052	0	0	0	0
511210 Compensation Credits	30,969	33,187	33,569	20,198	20,198	20,198
511240 Leave Payoff	112	56,573	46,036	12,165	12,165	12,165
511280 Cell Phone Pay	286	0	0	0	0	0
511420 Premium Pay	23	0	0	0	0	0
Salaries and Wages Total	1,247,032	1,388,251	1,473,575	1,375,192	1,375,192	1,375,192
Fringe Benefits						
512110 PERS	248,888	270,185	325,511	310,689	310,689	310,689
512120 401K	58,675	64,931	64,648	58,878	58,878	58,878
512130 PERS Debt Service	46,848	61,298	75,173	72,426	72,426	72,426
512200 FICA	85,355	94,536	107,947	103,235	103,235	103,235
512310 Medical Insurance	205,185	223,690	242,640	248,400	248,400	248,400
512320 Dental Insurance	18,740	19,755	24,120	20,880	20,880	20,880
512330 Group Term Life Insurance	1,990	2,121	2,608	2,509	2,509	2,509
512340 Long Term Disability Insurance	3,799	3,937	5,842	5,626	5,626	5,626
512400 Unemployment Insurance	3,972	4,170	5,249	4,060	4,060	4,060
512520 Workers Comp Insurance	350	340	480	480	480	480
512600 Wellness Program	525	554	600	600	600	600
512610 Employee Assistance Program	388	446	510	510	510	510
512700 County HSA Contributions	2,600	3,142	2,600	3,250	3,250	3,250
Fringe Benefits Total	677,314	749,105	857,928	831,543	831,543	831,543
Personnel Services Total	1,924,346	2,137,356	2,331,503	2,206,735	2,206,735	2,206,735
Materials and Services						
Supplies						
521010 Office Supplies	8,210	4,534	5,500	8,500	8,500	8,500
521070 Departmental Supplies	0	3,497	1,600	1,950	1,950	1,950
521190 Publications	1,778	1,546	2,121	1,957	1,957	1,957
521210 Gasoline	0	0	50	50	50	50
Supplies Total	9,988	9,577	9,271	12,457	12,457	12,457
Materials						
522150 Small Office Equipment	483	8,728	5,740	2,500	2,500	2,500
522160 Small Departmental Equipment	345	930	0	0	0	0

MARION COUNTY FY 2020-21 BUDGET

BY DEPARTMENT

BOARD OF COMMISSIONERS' OFFICE

580 - Central Services	Actual FY 17-18	Actual FY 18-19	Budget FY 19-20	Proposed FY 20-21	Approved FY 20-21	Adopted FY 20-21
Materials and Services						
522170 Computers Non Capital	0	1,085	2,810	2,000	2,000	2,000
522180 Software	1,145	537	775	540	540	540
Materials Total	1,973	11,280	9,325	5,040	5,040	5,040
Communications						
523020 Phone and Communication Svcs	55	0	0	0	0	0
523040 Data Connections	319	266	1,500	1,910	1,910	1,910
523050 Postage	7	0	50	50	50	50
523060 Cellular Phones	3,432	3,492	4,580	4,580	4,580	4,580
523090 Long Distance Charges	152	389	500	275	275	275
Communications Total	3,966	4,148	6,630	6,815	6,815	6,815
Utilities						
524010 Electricity	16,642	18,252	19,146	17,320	17,320	17,320
524020 City Operations and St Lights	11	12	11	12	12	12
524040 Natural Gas	155	162	173	184	184	184
524050 Water	318	280	287	326	326	326
524070 Sewer	699	622	636	674	674	674
524090 Garbage Disposal and Recycling	1,087	1,048	1,050	1,108	1,108	1,108
Utilities Total	18,913	20,376	21,303	19,624	19,624	19,624
Contracted Services						
525450 Subscription Services	2,927	220	1,600	2,381	2,381	2,381
525710 Printing Services	2,459	3,899	701	2,560	2,560	2,560
525715 Advertising	1,808	757	1,564	2,000	2,000	2,000
525735 Mail Services	885	981	1,316	1,000	1,000	1,000
525740 Document Disposal Services	50	147	250	250	250	250
525999 Other Contracted Services	2,980	15,458	9,500	12,000	12,000	12,000
Contracted Services Total	11,110	21,462	14,931	20,191	20,191	20,191
Repairs and Maintenance						
526030 Building Maintenance	432	3,916	7,000	2,230	2,230	2,230
Repairs and Maintenance Total	432	3,916	7,000	2,230	2,230	2,230
Rentals						
527110 Fleet Leases	255	0	0	0	0	0
527120 Motor Pool Mileage	444	224	600	400	400	400
527130 Parking	151	20	165	100	100	100
527240 Condo Assn Assessments	19,322	18,084	19,721	25,064	25,064	25,064
527300 Equipment Rental	14,539	12,666	15,000	15,000	15,000	15,000
Rentals Total	34,711	30,993	35,486	40,564	40,564	40,564
Insurance						
528220 Notary Bonds	0	40	80	160	160	160
Insurance Total	0	40	80	160	160	160
Miscellaneous						
529110 Mileage Reimbursement	3,880	1,866	2,238	2,238	2,238	2,238

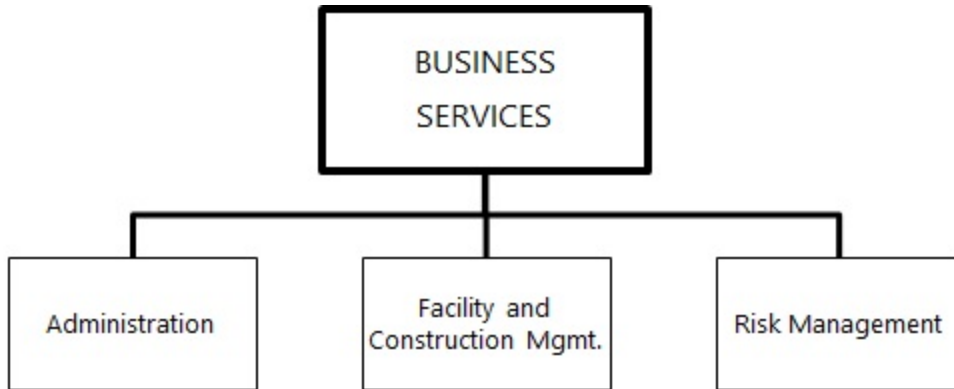
MARION COUNTY FY 2020-21 BUDGET

BY DEPARTMENT

BOARD OF COMMISSIONERS' OFFICE

580 - Central Services	Actual FY 17-18	Actual FY 18-19	Budget FY 19-20	Proposed FY 20-21	Approved FY 20-21	Adopted FY 20-21
Materials and Services						
529120 Commercial Travel	1,953	1,730	3,660	3,660	3,660	3,660
529130 Meals	5,884	6,243	4,900	4,900	4,900	4,900
529140 Lodging	4,251	6,475	4,745	6,000	6,000	6,000
529210 Meetings	5,052	4,273	5,400	4,500	4,500	4,500
529220 Conferences	3,740	5,245	8,725	8,035	8,035	8,035
529230 Training	2,774	2,613	4,850	3,896	3,896	3,896
529300 Dues and Memberships	6,424	1,563	5,500	4,468	4,468	4,468
529650 Pre Employment Costs	0	0	105	35	35	35
529740 Fairs and Shows	641	719	800	800	800	800
529910 Awards and Recognition	762	1,055	1,250	1,250	1,250	1,250
Miscellaneous Total	35,360	31,782	42,173	39,782	39,782	39,782
Materials and Services Total	116,451	133,573	146,199	146,863	146,863	146,863
Administrative Charges						
611210 Facilities Mgt Allocation	44,376	44,578	51,688	52,197	52,197	52,197
611220 Custodial Allocation	32,392	31,899	37,732	40,214	40,214	40,214
611230 Courier Allocation	747	656	711	793	793	793
611250 Risk Management Allocation	3,007	2,812	3,648	4,043	4,043	4,043
611255 Benefits Allocation	4,331	4,512	4,658	0	0	0
611260 Human Resources Allocation	15,614	17,218	20,153	26,454	26,454	26,454
611300 Legal Services Allocation	208,268	186,074	230,665	255,855	255,855	255,855
611400 Information Tech Allocation	37,113	44,759	50,828	48,931	48,931	48,931
611410 FIMS Allocation	27,559	30,078	28,799	26,338	26,338	26,338
611420 Telecommunications Allocation	4,961	6,450	7,977	6,750	6,750	6,750
611600 Finance Allocation	14,455	16,116	18,684	19,683	19,683	19,683
611800 MCBEE Allocation	466	473	1,294	3,600	3,600	3,600
612100 IT Equipment Use Charges	2,704	4,490	3,943	7,120	7,120	7,120
614100 Liability Insurance Allocation	7,200	8,600	7,300	8,500	8,500	8,500
614200 WC Insurance Allocation	5,100	5,000	5,100	4,700	4,700	4,700
Administrative Charges Total	408,293	403,715	473,180	505,178	505,178	505,178
Central Services Total	2,449,090	2,674,644	2,950,882	2,858,776	2,858,776	2,858,776
Board of Commissioners Office Grand Total	2,449,090	2,674,644	2,950,882	2,858,776	2,858,776	2,858,776

BUSINESS SERVICES



MISSION STATEMENT

To provide credible expertise, efficient processes, and quality delivery of services that support and advance the overall proficiencies and achievements of departmental missions.

GOALS AND OBJECTIVES

- Goal 1 Seek collaborative solutions with stakeholders that support both countywide priorities and critical business continuity goals.
- Objective 1 Customer Service: Promote and foster proactive, responsive partnerships with department heads, line managers, supervisors, and employees. Seek feedback ensuring departmental needs and expectations.
 - Objective 2 Operational Effectiveness and Continuity: Partner with stakeholders to create and define an overall business continuity strategy that provides guidance and principle program planning for critical decisions, tasks, and activities.
 - Objective 3 Stewardship: Ensure departmental processes, internal controls and systems provide an efficient, effective, and accountable execution of county resources and operations.
- Goal 2 Build a strong organizational risk culture by identifying, measuring, and evaluating risk exposure. Coordinate closely with departments to educate and equip employees for their health, well-being, and safe work environment.
- Objective 1 Customer Service: Sponsor events that educate, inform, and embrace evolving best practices, emerging trends, and comprehensive analysis to provide accurate, timely information and advice.
 - Objective 2 Develop and Utilize Analytics: Identify, evaluate and prioritize existing and possible threats to Marion County operations, personnel and property.
 - Objective 3 Re-engineer Systems & Processes: Evaluate current technology and systems to identify opportunities, patterns, and trends.
- Goal 3 Provide an enterprise approach that manages the county-owned and leased facilities while focusing on customer service, fiscal responsibility, and industry best practices.
- Objective 1 Customer Service: Perfect a customer focused team that improves the operation and maintenance of Marion County's owned and leased facilities by adopting industry best practices and training employees in the timely delivery of quality services and the implementation of consistent standards.

MARION COUNTY FY 2020-21 BUDGET

BY DEPARTMENT

BUSINESS SERVICES

- Objective 2 Fiscal Responsibility: Promote stewardship by managing operating and capital budgets and capitalizing on internal and external partnerships with trade staff, departmental facility liaisons, and local businesses.

- Objective 3 Cutting Edge Technology and Systems: Integrate Maintenance Edge Facility Systems aligning Facilities Maintenance and Lifecycle Planning modules into one holistic asset portfolio. This system integrates technical resources that provide real time labor availability, enhanced logistical efficiency, and improved maintenance process reliability.

MARION COUNTY FY 2020-21 BUDGET

BY DEPARTMENT

BUSINESS SERVICES

DEPARTMENT OVERVIEW

Business Services exists to serve and support the county government's personnel and departments. These services are delivered through a collaborative partnership by three programs: Administration, Facilities and Construction Management, and Risk Management.

- Protecting, managing, and mitigating loss of Marion County assets including automobiles, equipment, property/buildings, and personnel.
- Educating and engaging employees for occupational safety and risk awareness.
- Cleaning, maintaining, and overseeing construction of county-owned and leased facilities.

RESOURCE AND REQUIREMENT SUMMARY

Business Services	FY 17-18 ACTUAL	FY 18-19 ACTUAL	FY 19-20 BUDGET	FY 20-21 ADOPTED	+/- %
RESOURCES					
Charges for Services	480,059	438,150	306,826	286,294	-6.7%
Admin Cost Recovery	6,402,688	6,825,739	7,803,859	5,701,342	-26.9%
General Fund Transfers	0	0	146,823	0	-100.0%
TOTAL RESOURCES	6,882,747	7,263,889	8,257,508	5,987,636	-27.5%
REQUIREMENTS					
Personnel Services					
Salaries and Wages	3,306,732	3,470,967	3,942,476	2,879,348	-27.0%
Fringe Benefits	2,006,554	2,129,633	2,534,177	1,866,638	-26.3%
Total Personnel Services	5,313,287	5,600,599	6,476,653	4,745,986	-26.7%
Materials and Services					
Supplies	146,413	153,456	175,173	164,351	-6.2%
Materials	22,882	34,846	38,069	16,250	-57.3%
Communications	17,709	19,431	23,530	19,920	-15.3%
Utilities	34,174	41,685	42,823	25,113	-41.4%
Contracted Services	240,286	259,594	290,841	69,475	-76.1%
Repairs and Maintenance	396,084	424,870	361,740	373,289	3.2%
Rentals	79,536	65,016	81,668	54,675	-33.1%
Miscellaneous	122,824	108,331	173,273	56,087	-67.6%
Total Materials and Services	1,059,907	1,107,231	1,187,117	779,160	-34.4%
Administrative Charges	509,553	556,059	593,738	462,490	-22.1%
TOTAL REQUIREMENTS	6,882,747	7,263,889	8,257,508	5,987,636	-27.5%
FTE	63.00	65.00	67.00	49.00	-26.9%

MARION COUNTY FY 2020-21 BUDGET

BY DEPARTMENT

BUSINESS SERVICES

FUNDS

Fund Name	FY 17-18 ACTUAL	FY 18-19 ACTUAL	FY 19-20 BUDGET	FY 20-21 ADOPTED	% of Total
RESOURCES					
FND 580 Central Services	6,882,747	7,263,889	8,257,508	5,987,636	100.0%
TOTAL RESOURCES	6,882,747	7,263,889	8,257,508	5,987,636	100.0%
REQUIREMENTS					
FND 580 Central Services	6,882,747	7,263,889	8,257,508	5,987,636	100.0%
TOTAL REQUIREMENTS	6,882,747	7,263,889	8,257,508	5,987,636	100.0%

PROGRAMS

	FY 17-18 ACTUAL	FY 18-19 ACTUAL	FY 19-20 BUDGET	FY 20-21 ADOPTED	+/- %
RESOURCES					
BS Administration	558,664	536,020	671,720	714,772	6.4%
Facility and Construction Mgmt	4,028,150	4,252,187	4,630,624	4,759,765	2.8%
Human Resources Pgm	1,417,607	1,593,526	1,951,183	0	-100.0%
Risk Management	878,326	882,156	1,003,981	513,099	-48.9%
TOTAL RESOURCES	6,882,747	7,263,889	8,257,508	5,987,636	-27.5%
REQUIREMENTS					
BS Administration	558,664	536,020	671,720	714,772	6.4%
Facility and Construction Mgmt	4,028,150	4,252,187	4,630,624	4,759,765	2.8%
Human Resources Pgm	1,417,607	1,593,526	1,951,183	0	-100.0%
Risk Management	878,326	882,156	1,003,981	513,099	-48.9%
TOTAL REQUIREMENTS	6,882,747	7,263,889	8,257,508	5,987,636	-27.5%

MARION COUNTY FY 2020-21 BUDGET

BY DEPARTMENT

BUSINESS SERVICES

BS Administration Program

- Provides leadership, strategic direction, planning, and policy development for the department.
- Collaborates and partners with Board of Commissioners and department heads to support their respective missions.
- Provides administrative and technical support for department director, two program managers, three supervisors, and employees.
- Provides payroll, purchasing, contracts, accounts receivable, and accounts payable services to department programs and services; manages the county's surplus property and courier services.
- Develops countywide key/access card control procedures and trainings, as well as parking policies and administration. Supports related departmental planning of projects.
- Provides departmental and self insurance fund budget, preparation, monitoring, and reporting.

Program Summary

Business Services	Program: BS Administration				
	FY 17-18 ACTUAL	FY 18-19 ACTUAL	FY 19-20 BUDGET	FY 20-21 ADOPTED	+/- %
RESOURCES					
Charges for Services	3,392	3,124	3,107	3,442	10.8%
Admin Cost Recovery	555,272	532,896	668,613	711,330	6.4%
TOTAL RESOURCES	558,664	536,020	671,720	714,772	6.4%
REQUIREMENTS					
Personnel Services	488,041	426,928	555,482	619,840	11.6%
Materials and Services	35,534	58,874	60,798	37,233	-38.8%
Administrative Charges	35,089	50,218	55,440	57,699	4.1%
TOTAL REQUIREMENTS	558,664	536,020	671,720	714,772	6.4%
FTE	5.00	5.00	5.00	5.00	0.0%

FTE By Position Title By Program

Program: BS Administration	
Position Title	FTE
Accounting Specialist	1.00
Administrative Services Manager	1.00
Business Services Director	1.00
Contracts Specialist	1.00
Office Specialist 3	1.00
Program BS Administration FTE Total:	5.00

BS Administration Program Budget Justification

RESOURCES

The primary revenue is administrative cost recoveries. The remaining revenue is for services provided to the Courthouse Square Condominium Association.

REQUIREMENTS

The decrease in Materials and Services is due to utilities and condo fees associated with the Human Resources program shifting to the Human Resources Department.

MARION COUNTY FY 2020-21 BUDGET

BY DEPARTMENT

BUSINESS SERVICES

Facility and Construction Mgmt Program

- Provides short/long-range facility lifecycle planning and needs assessment for all county owned facilities and leased properties.
- Provides countywide facility maintenance services that include corrective repairs, preventive maintenance, custodial, and groundskeeping services.
- Provides capital improvement project planning, estimating, budgeting, and working with design teams and contractors that meet departmental capital infrastructure needs.
- Provides departmental consultations and regular communications that inform leadership of regulatory code compliance with fire, life, safety, and security systems.
- Administers and recommends energy efficiency and resource conservation programs, actively working in conjunction with Energy Trust of Oregon for incentives and rebates wherever available and appropriate.

Program Summary

Business Services

Program: Facility and Construction Mgmt

	FY 17-18 ACTUAL	FY 18-19 ACTUAL	FY 19-20 BUDGET	FY 20-21 ADOPTED	+/- %
RESOURCES					
Charges for Services	381,042	353,125	243,891	281,352	15.4%
Admin Cost Recovery	3,647,108	3,899,062	4,374,599	4,478,413	2.4%
General Fund Transfers	0	0	12,134	0	-100.0%
TOTAL RESOURCES	4,028,150	4,252,187	4,630,624	4,759,765	2.8%
REQUIREMENTS					
Personnel Services	3,059,699	3,241,517	3,611,201	3,701,649	2.5%
Materials and Services	676,622	710,784	706,593	695,627	-1.6%
Administrative Charges	291,829	299,886	312,830	362,489	15.9%
TOTAL REQUIREMENTS	4,028,150	4,252,187	4,630,624	4,759,765	2.8%
FTE	39.00	41.00	41.00	41.00	0.0%

FTE By Position Title By Program

Program: Facility and Construction Mgmt	
Position Title	FTE
Building Maintenance Specialist	10.00
Building Maintenance Specialist Sr	2.00
Construction Project Coordinator	1.00
Custodial Supervisor	1.00
Custodial Worker 1	14.00
Custodial Worker 2	3.00
Electrician 1	2.00
Electrician 2	1.00
Facilities Analyst	1.00
Facilities Maintenance and Systems Coordinator	1.00
Facilities Program Manager	1.00
Groundskeeper	1.00
Mail Courier	1.00
Maintenance Control Clerk	1.00

MARION COUNTY FY 2020-21 BUDGET
 BY DEPARTMENT
 BUSINESS SERVICES

Program: Facility and Construction Mgmt	
Position Title	FTE
Maintenance Supervisor	1.00
Program Facility and Construction Mgmt FTE Total:	41.00

FTE Changes

There are no changes in FTE.

Facility and Construction Mgmt Program Budget Justification

RESOURCES

The majority of revenue for the facilities program is obtained through administrative cost recoveries. The program also receives approximately \$281,000 from other services for user fees and custodial services.

REQUIREMENTS

There are no significant changes.

MARION COUNTY FY 2020-21 BUDGET

BY DEPARTMENT

BUSINESS SERVICES

Human Resources Program

- This program is no longer active; all program activity has shifted to the Human Resources Department beginning in FY 2020-21.

Program Summary

Business Services	Program: Human Resources Pgm				
	FY 17-18 ACTUAL	FY 18-19 ACTUAL	FY 19-20 BUDGET	FY 20-21 ADOPTED	+/- %
RESOURCES					
Charges for Services	22,497	11,744	11,628	0	-100.0%
Admin Cost Recovery	1,395,111	1,581,782	1,804,866	0	-100.0%
General Fund Transfers	0	0	134,689	0	-100.0%
TOTAL RESOURCES	1,417,607	1,593,526	1,951,183	0	-100.0%
REQUIREMENTS					
Personnel Services	1,147,558	1,291,935	1,604,024	0	-100.0%
Materials and Services	139,713	159,816	191,401	0	-100.0%
Administrative Charges	130,336	141,776	155,758	0	-100.0%
TOTAL REQUIREMENTS	1,417,607	1,593,526	1,951,183	0	-100.0%
FTE	13.00	13.00	15.00	0.00	-100.0%

Human Resources Pgm Program Budget Justification

RESOURCES

This program has been eliminated as of FY 2020-21. The program is being presented in the budget document to maintain historical budget information. All Human Resources program activity has shifted to the Human Resources Department.

MARION COUNTY FY 2020-21 BUDGET

BY DEPARTMENT

BUSINESS SERVICES

Risk Management Program

- Administers the self-insurance program balancing risk retention and risk transfer.
- Ensures adequate funding to promptly recover from accidental loss.
- Manages and administers automobile liability, general liability, and workers' compensation claims.
- Evaluate and manage risks that impact the achievement of county and departmental goals and objectives.
- Effectively manage risk to maximize opportunities and minimize threats.
- Develop and implement countywide Enterprise Risk Management (ERM) strategy.

Program Summary

Business Services	Program: Risk Management				
	FY 17-18 ACTUAL	FY 18-19 ACTUAL	FY 19-20 BUDGET	FY 20-21 ADOPTED	+/- %
RESOURCES					
Charges for Services	73,129	70,156	48,200	1,500	-96.9%
Admin Cost Recovery	805,197	812,000	955,781	511,599	-46.5%
TOTAL RESOURCES	878,326	882,156	1,003,981	513,099	-48.9%
REQUIREMENTS					
Personnel Services	617,989	640,220	705,946	424,497	-39.9%
Materials and Services	208,038	177,757	228,325	46,300	-79.7%
Administrative Charges	52,299	64,179	69,710	42,302	-39.3%
TOTAL REQUIREMENTS	878,326	882,156	1,003,981	513,099	-48.9%
FTE	6.00	6.00	6.00	3.00	-50.0%

FTE By Position Title By Program

Program: Risk Management	
Position Title	FTE
Benefits and Risk Manager	1.00
Claims Adjuster	1.00
Loss Control Manager	1.00
Program Risk Management FTE Total:	3.00

FTE Changes

The reduction of 3.00 FTE reflects the positions transitioning to the newly created Human Resources Department.

Risk Management Program Budget Justification

RESOURCES

The majority of revenue for Risk Management is obtained through administrative cost recoveries. The program also receives approximately \$1,500 for EAIP reimbursements.

REQUIREMENTS

The decrease to this program is due to Benefits and Wellness moving to the newly created Human Resources Department.

MARION COUNTY FY 2020-21 BUDGET

BY DEPARTMENT

BUSINESS SERVICES

KEY DEPARTMENT ACCOMPLISHMENTS

- Administration processed approximately 15 recruitments, 41 contracts, leases and IGAs, 223 purchase orders, 3,332 invoices, journals, and deposits for the department. Administration also processed more than 4,000 key, key card, and key watch transactions for departments countywide. Helping to insure a safe and secure environment for county employees and our customers.
- Administration oversees the countywide surplus, in the last year we have coordinated one major department surplus move and four department surplus pickups. This includes recycling, repurposing, and donating office supplies and equipment to other departments and nonprofit organizations.
- Facilities Management completed nine of 14 capital improvement projects and has worked on two major multi-year projects this calendar year. Facilities were able to once again secure participation with Energy Trust of Oregon resulting in incentives of \$6,268 for the Marion County Juvenile Administration building, \$4,650 for the Public Safety building and \$9,790 for the Transition Center.
- Facilities Management team has collectively implemented a Lifecycle Facility Plan that increases the performance and prolongs the useful life of countywide facility systems. The plan enables us to better allocate and determine annual operating and five-year capital improvement needs.
- For the first time since 2011, facilities was able to complete a full and thorough audit of county assets, including over 3,000 equipment assets and some 4,500 itemized room and finish assets. This process enabled us to update the Facilities Condition Assessment and give current ratings on all the county assets, building all the deficient results into the five year capital improvement process. We will now perform the full assessment every two years.
- Due to our aggressive preventive maintenance program we have improved both our predictable and preventive outcomes balancing budget, schedules, and scope of maintenance tasks and projects. Deferred maintenance for all asset repairs and replacement within the county has been reduced from over \$11M to just over \$4M thanks to a number of construction and capital projects completed in the last two years.
- In order to enhance Marion County's safety culture, and to reduce and mitigate safety exposures, Risk Management provided 23 departmental safety consultations, 13 leased property inspections, and attended monthly or quarterly meetings for the county's six safety committees, providing support and guidance to the committee members.
- Due to Risk Management's active involvement, departments were able to improve their safety performance using the Safety Grant program to purchase needed equipment for employee work environments.
- Provided over 15 trainings including CPR/AED/First Aid, Bloodborne Pathogen, Fire Extinguisher, Fall Protection, Personal Protective Equipment, and Chemical Management.
- Completed entry into new chemical safety data sheet database, MSDS Online. Conducting countywide inventory of chemicals, organizing the database structure, and verifying over 1,600 safety data sheets for our chemicals.

MARION COUNTY FY 2020-21 BUDGET

BY DEPARTMENT

BUSINESS SERVICES

KEY INDICATORS

1: Ratio of Modified Duty Days to Timeloss Days (MD:TL)

Definition and Purpose

Employees who are injured on the job are frequently given temporary work restrictions by their doctors. Marion County's policy is to develop temporary modified jobs for our injured workers in all departments in order to return them to good health and productive employment at the earliest medically appropriate opportunity. This ratio compares how well we are succeeding with this policy.

Significance

One of the most tangible actions we can take to control our workers' compensation claim costs is to bring all of our injured workers back to modified or regular duty as soon as possible. This has the immediate effect of minimizing our individual claim costs and maximizing our EAIP reimbursement recoveries. This indicator ties to the county strategic priority for Operational Efficiency and Quality Service - Goal #6: Provide efficient, effective, and responsive government through stewardship and accountability.

Data Units Fiscal Year

FY 16-17 Actual	FY 17-18 Actual	FY 18-19 Actual	FY 19-20 Estimate	FY 20-21 Estimate
5:1	6:1	11:1	6:1	6:1

Explanation of Trends and Changes

The MD:TL ratio (modified duty days versus time loss days) is a simple visualization of how closely we are managing our workers' compensation claims. Each time an injured worker is not released to regular duty, we work closely with both the department and the treating doctor to approve a modified duty option, rather than have that employee remain off work and receiving time loss benefits. Today, the historical average MD:TL rate is 5:1 due to Risk Management's strong push to enforce this early return-to-work program. This means that for every 100 days our employees are not released to regular duty, only 17 of those are time loss days in which the employees do not work at all. Just a small change in this ratio has significant financial and productivity impacts. For instance, last year's ratio was more than twice the historical average, and our workers' compensation costs paid were less than half the historical average. While numerous factors contribute to these results, it is our goal to continue this successful trend of raising the average MD:TL ratio.

2: Ratio of Repair Hours to Preventive Maintenance Hours

Definition and Purpose

Preventive maintenance (PM) programs extend the life cycle of facilities assets including equipment and structures, reducing operational costs and deferred maintenance expenses. A fully implemented PM program results in a return on investment (ROI) of 545% or six times the normal life cycle. Failure to perform adequate preventive maintenance increases the labor hours and costs required to repair building systems and unnaturally limits or shortens the lifecycle of county assets.

Significance

This indicator will demonstrate whether or not adequate preventive maintenance is being performed. This indicator ties to the county strategic priority for Operational Efficiency and Quality Service - Goal #6: Provide efficient, effective, and responsive government through stewardship and accountability.

MARION COUNTY FY 2020-21 BUDGET
 BY DEPARTMENT
 BUSINESS SERVICES

Data Units Calendar Year

Total Number of Work Orders Processed:

CY 2017 Actual	CY 2018 Actual	CY 2019 Actual	CY 2020 Estimate	CY 2021 Estimate
14,388	19,640	16,143	17,976	17,060

Average Customer Survey Response (percentage)

CY 2017 Actual	CY 2018 Actual	CY 2019 Actual	CY 2020 Estimate	CY 2021 Estimate
86% Very Satisfied	80% Very Satisfied	85% Very Satisfied	85% Very Satisfied	89% Very Satisfied

Explanation of Trends and Changes

This year, facilities management (FM) has updated the condition scoring for county assets (HVAC , electrical, plumbing and other mechanical equipment) and incorporated any low scoring equipment (D's and F's) into the five-year capital improvement plan. In addition, FM conducted site audits of all the County facilities in order to update the facilities condition assessment for all finishes, floors, and ceilings. As the result of some new construction and FM attention to both preventive and corrective maintenance to extend the lifecycle of assets, the deferred maintenance backlog has been reduced \$914,199 and our critical assets have dropped by \$246,099. Over 16,143 work orders were completed for 2019 of which 64% were related to our preventive maintenance program. FM completed nine (9) capital improvement projects at a total cost of \$5,238,695 and all were completed under budget.

MARION COUNTY FY 2020-21 BUDGET

BY DEPARTMENT

BUSINESS SERVICES

Resources by Fund Detail						
580 - Central Services	Actual FY 17-18	Actual FY 18-19	Budget FY 19-20	Proposed FY 20-21	Approved FY 20-21	Adopted FY 20-21
Charges for Services						
341430 Copy Machine Fees	1	6	0	0	0	0
341620 User Fees	278,615	259,186	175,000	200,000	200,000	200,000
341999 Other Fees	0	35	0	0	0	0
342200 Property Leases	10,004	10,178	0	0	0	0
342910 Public Records Request Charges	250	5	0	0	0	0
344300 Restitution	224	0	0	0	0	0
344800 EAIP Reimbursement	3,000	4,200	3,000	1,500	1,500	1,500
344999 Other Reimbursements	2,313	1,792	2,050	1,250	1,250	1,250
345300 Surplus Property Sales	0	0	0	250	250	250
347101 Central Svcs to Other Agencies	132,291	108,993	81,776	83,294	83,294	83,294
348700 Wellness Program	53,361	53,754	45,000	0	0	0
Charges for Services Total	480,059	438,150	306,826	286,294	286,294	286,294
Admin Cost Recovery						
411200 Business Services Allocation	0	0	668,613	711,330	711,330	711,330
411210 Facilities Mgt Allocation	2,643,063	2,870,532	2,991,879	3,059,633	3,059,633	3,059,633
411220 Custodial Allocation	1,316,886	1,342,498	1,321,758	1,354,411	1,354,411	1,354,411
411230 Courier Allocation	71,044	63,823	60,962	64,369	64,369	64,369
411250 Risk Management Allocation	474,172	435,011	556,750	511,599	511,599	511,599
411255 Benefits Allocation	412,044	438,903	399,031	0	0	0
411260 Human Resources Allocation	1,485,479	1,674,972	1,804,866	0	0	0
Admin Cost Recovery Total	6,402,688	6,825,739	7,803,859	5,701,342	5,701,342	5,701,342
General Fund Transfers						
381100 Transfer from General Fund	0	0	146,823	0	0	0
General Fund Transfers Total	0	0	146,823	0	0	0
Central Services Total	6,882,747	7,263,889	8,257,508	5,987,636	5,987,636	5,987,636
Business Services Grand Total	6,882,747	7,263,889	8,257,508	5,987,636	5,987,636	5,987,636

MARION COUNTY FY 2020-21 BUDGET

BY DEPARTMENT

BUSINESS SERVICES

Requirements by Fund Detail

580 - Central Services	Actual FY 17-18	Actual FY 18-19	Budget FY 19-20	Proposed FY 20-21	Approved FY 20-21	Adopted FY 20-21
Personnel Services						
Salaries and Wages						
511110 Regular Wages	2,670,400	2,786,554	3,769,968	2,719,527	2,719,527	2,719,527
511120 Temporary Wages	13,777	21,462	14,673	16,272	16,272	16,272
511130 Vacation Pay	183,467	199,186	0	0	0	0
511140 Sick Pay	117,506	154,167	0	0	0	0
511150 Holiday Pay	146,054	152,919	0	0	0	0
511160 Comp Time Pay	19,167	15,799	13,500	14,700	14,700	14,700
511180 Differential Pay	16,416	17,126	21,500	18,000	18,000	18,000
511210 Compensation Credits	45,705	43,675	45,285	38,749	38,749	38,749
511220 Pager Pay	13,035	13,035	13,750	13,750	13,750	13,750
511240 Leave Payoff	19,231	15,047	31,000	36,000	36,000	36,000
511250 Training Pay	21,324	20,656	0	0	0	0
511270 Leadworker Pay	2,099	3,309	2,200	3,450	3,450	3,450
511280 Cell Phone Pay	2,332	1,935	0	0	0	0
511290 Health Insurance Waiver Pay	11,535	14,935	14,400	9,600	9,600	9,600
511420 Premium Pay	24,664	11,112	16,200	9,300	9,300	9,300
511450 Premium Pay Temps	19	48	0	0	0	0
Salaries and Wages Total	3,306,732	3,470,967	3,942,476	2,879,348	2,879,348	2,879,348
Fringe Benefits						
512110 PERS	529,108	561,512	878,908	638,961	638,961	638,961
512120 401K	33,565	34,631	44,151	27,288	27,288	27,288
512130 PERS Debt Service	221,578	261,123	202,972	148,084	148,084	148,084
512200 FICA	245,582	259,283	291,641	211,952	211,952	211,952
512310 Medical Insurance	859,387	886,365	969,212	745,200	745,200	745,200
512320 Dental Insurance	79,728	80,338	95,732	62,640	62,640	62,640
512330 Group Term Life Insurance	5,755	6,073	7,055	5,078	5,078	5,078
512340 Long Term Disability Insurance	11,783	12,433	15,817	11,376	11,376	11,376
512400 Unemployment Insurance	10,545	10,422	14,173	8,303	8,303	8,303
512520 Workers Comp Insurance	1,503	1,402	1,980	1,530	1,530	1,530
512600 Wellness Program	2,370	2,439	2,560	1,960	1,960	1,960
512610 Employee Assistance Program	1,751	1,959	2,176	1,666	1,666	1,666
512700 County HSA Contributions	3,900	11,652	7,800	2,600	2,600	2,600
Fringe Benefits Total	2,006,554	2,129,633	2,534,177	1,866,638	1,866,638	1,866,638
Personnel Services Total	5,313,287	5,600,599	6,476,653	4,745,986	4,745,986	4,745,986
Materials and Services						
Supplies						
521010 Office Supplies	6,304	5,638	5,404	4,424	4,424	4,424
521030 Field Supplies	0	4	0	0	0	0
521050 Janitorial Supplies	79,093	79,130	88,140	88,000	88,000	88,000

MARION COUNTY FY 2020-21 BUDGET

BY DEPARTMENT

BUSINESS SERVICES

580 - Central Services	Actual FY 17-18	Actual FY 18-19	Budget FY 19-20	Proposed FY 20-21	Approved FY 20-21	Adopted FY 20-21
Materials and Services						
521052 Janitorial Floor Care	1,431	3,529	3,500	2,500	2,500	2,500
521060 Electrical Supplies	11,155	19,067	36,000	30,000	30,000	30,000
521070 Departmental Supplies	23,965	26,438	23,529	18,450	18,450	18,450
521080 Food Supplies	0	133	0	0	0	0
521090 Uniforms and Clothing	4,897	4,257	4,100	4,350	4,350	4,350
521110 First Aid Supplies	7	25	150	100	100	100
521140 Vaccines	308	390	350	0	0	0
521190 Publications	3,697	3,443	4,150	2,400	2,400	2,400
521210 Gasoline	7,083	7,883	5,200	7,477	7,477	7,477
521220 Diesel	1,321	2,513	1,500	1,000	1,000	1,000
521230 Propane	53	31	150	150	150	150
521300 Safety Clothing	826	332	500	500	500	500
521310 Safety Equipment	6,272	643	2,500	5,000	5,000	5,000
Supplies Total	146,413	153,456	175,173	164,351	164,351	164,351
Materials						
522060 Sign Materials	81	1,251	0	0	0	0
522070 Paint	813	1,085	1,000	1,000	1,000	1,000
522110 Batteries	2,484	2,484	1,550	2,850	2,850	2,850
522120 Tires and Accessories	0	50	0	0	0	0
522140 Small Tools	3,845	2,456	4,150	4,150	4,150	4,150
522150 Small Office Equipment	411	1,625	2,585	1,050	1,050	1,050
522160 Small Departmental Equipment	14,103	9,577	19,484	5,050	5,050	5,050
522170 Computers Non Capital	748	14,945	8,200	1,750	1,750	1,750
522180 Software	397	1,371	1,100	400	400	400
Materials Total	22,882	34,846	38,069	16,250	16,250	16,250
Communications						
523010 Telephone Equipment	134	25	0	0	0	0
523040 Data Connections	960	960	2,000	1,000	1,000	1,000
523050 Postage	4,685	4,466	5,075	1,580	1,580	1,580
523060 Cellular Phones	10,445	12,519	14,800	17,210	17,210	17,210
523070 Pagers	1,263	1,252	1,400	0	0	0
523090 Long Distance Charges	222	209	255	130	130	130
Communications Total	17,709	19,431	23,530	19,920	19,920	19,920
Utilities						
524010 Electricity	25,756	28,459	29,575	16,010	16,010	16,010
524020 City Operations and St Lights	16	17	20	9	9	9
524040 Natural Gas	1,293	1,306	1,486	1,049	1,049	1,049
524050 Water	1,111	2,958	2,395	1,230	1,230	1,230
524070 Sewer	908	4,614	4,443	2,416	2,416	2,416
524090 Garbage Disposal and Recycling	5,091	4,331	4,904	4,399	4,399	4,399
Utilities Total	34,174	41,685	42,823	25,113	25,113	25,113

MARION COUNTY FY 2020-21 BUDGET

BY DEPARTMENT

BUSINESS SERVICES

580 - Central Services	Actual FY 17-18	Actual FY 18-19	Budget FY 19-20	Proposed FY 20-21	Approved FY 20-21	Adopted FY 20-21
Materials and Services						
Contracted Services						
525110 Consulting Services	6,600	3,112	2,930	0	0	0
525160 Wellness Services	4,855	4,159	13,340	0	0	0
525175 Temporary Staffing	23,270	5,074	0	10,000	10,000	10,000
525355 Engineering Services	0	0	5,000	5,000	5,000	5,000
525360 Public Works Services	99	83	0	0	0	0
525450 Subscription Services	84,774	99,021	129,641	47,200	47,200	47,200
525510 Legal Services	119	0	2,485	0	0	0
525620 Insurance Brokers	91,528	104,296	92,000	0	0	0
525630 Insurance Admin Services	21,965	25,578	30,000	0	0	0
525710 Printing Services	2,642	2,350	4,405	400	400	400
525715 Advertising	495	131	300	0	0	0
525735 Mail Services	237	824	420	200	200	200
525740 Document Disposal Services	583	363	820	175	175	175
525770 Interpreters and Translators	0	180	0	0	0	0
525999 Other Contracted Services	3,120	14,423	9,500	6,500	6,500	6,500
Contracted Services Total	240,286	259,594	290,841	69,475	69,475	69,475
Repairs and Maintenance						
526010 Office Equipment Maintenance	5	0	200	0	0	0
526011 Dept Equipment Maintenance	6,854	1,886	8,600	7,000	7,000	7,000
526012 Vehicle Maintenance	1,758	753	3,550	1,000	1,000	1,000
526021 Computer Software Maintenance	16,174	14,244	17,000	23,888	23,888	23,888
526030 Building Maintenance	240,399	284,391	248,390	231,401	231,401	231,401
526031 Elevator Maintenance	20,977	21,153	24,000	24,000	24,000	24,000
526032 Roof Maintenance	5,417	1,890	5,000	5,000	5,000	5,000
526050 Grounds Maintenance	104,501	100,576	55,000	81,000	81,000	81,000
526070 Road Maintenance	0	(22)	0	0	0	0
Repairs and Maintenance Total	396,084	424,870	361,740	373,289	373,289	373,289
Rentals						
527110 Fleet Leases	33,450	26,124	39,752	30,336	30,336	30,336
527120 Motor Pool Mileage	1,669	2,486	3,100	2,300	2,300	2,300
527130 Parking	183	44	0	0	0	0
527140 County Parking	2,640	2,640	2,640	1,980	1,980	1,980
527240 Condo Assn Assessments	22,265	20,839	22,726	12,709	12,709	12,709
527300 Equipment Rental	19,329	12,883	13,450	7,350	7,350	7,350
Rentals Total	79,536	65,016	81,668	54,675	54,675	54,675
Miscellaneous						
529110 Mileage Reimbursement	4,865	4,351	6,463	4,450	4,450	4,450
529120 Commercial Travel	3,448	3,027	11,600	3,900	3,900	3,900
529130 Meals	1,217	787	3,350	1,200	1,200	1,200

MARION COUNTY FY 2020-21 BUDGET

BY DEPARTMENT

BUSINESS SERVICES

580 - Central Services	Actual FY 17-18	Actual FY 18-19	Budget FY 19-20	Proposed FY 20-21	Approved FY 20-21	Adopted FY 20-21
Materials and Services						
529140 Lodging	7,467	4,910	11,950	7,000	7,000	7,000
529210 Meetings	1,126	1,903	2,850	2,312	2,312	2,312
529220 Conferences	7,974	15,686	23,300	8,700	8,700	8,700
529230 Training	48,381	45,195	68,400	14,000	14,000	14,000
529250 Tuition Reimbursement	0	75	0	0	0	0
529300 Dues and Memberships	10,614	9,252	8,045	2,900	2,900	2,900
529440 Safety Grants	4,913	2,989	6,500	6,500	6,500	6,500
529450 Wellness Grants	16,575	9,721	6,500	0	0	0
529650 Pre Employment Costs	898	936	650	500	500	500
529690 Other Investigations	1,932	0	300	300	300	300
529740 Fairs and Shows	375	485	1,575	0	0	0
529840 Professional Licenses	550	0	0	0	0	0
529850 Device Licenses	3,076	1,649	7,000	2,500	2,500	2,500
529860 Permits	1,718	3,215	900	1,000	1,000	1,000
529880 Recording Charges	0	76	0	0	0	0
529910 Awards and Recognition	7,355	4,037	13,890	825	825	825
529999 Miscellaneous Expense	338	35	0	0	0	0
Miscellaneous Total	122,824	108,331	173,273	56,087	56,087	56,087
Materials and Services Total	1,059,907	1,107,231	1,187,117	779,160	779,160	779,160
Administrative Charges						
611100 County Admin Allocation	71,682	78,899	92,581	62,754	62,754	62,754
611260 Human Resources Allocation	0	0	0	80,469	80,469	80,469
611300 Legal Services Allocation	79,649	80,038	89,890	28,402	28,402	28,402
611400 Information Tech Allocation	107,636	125,427	140,549	101,079	101,079	101,079
611410 FIMS Allocation	82,559	87,702	83,383	54,664	54,664	54,664
611420 Telecommunications Allocation	11,496	12,999	14,705	10,531	10,531	10,531
611430 Info Tech Direct Charges	25,934	33,432	39,385	11,219	11,219	11,219
611600 Finance Allocation	49,335	54,110	63,803	49,924	49,924	49,924
611800 MCBEE Allocation	1,443	1,425	3,870	7,719	7,719	7,719
612100 IT Equipment Use Charges	7,719	14,627	10,972	14,329	14,329	14,329
614100 Liability Insurance Allocation	55,900	37,900	24,600	18,000	18,000	18,000
614200 WC Insurance Allocation	16,200	29,500	30,000	23,400	23,400	23,400
Administrative Charges Total	509,553	556,059	593,738	462,490	462,490	462,490
Central Services Total	6,882,747	7,263,889	8,257,508	5,987,636	5,987,636	5,987,636
Business Services Grand Total	6,882,747	7,263,889	8,257,508	5,987,636	5,987,636	5,987,636

MARION COUNTY FY 2020-21 BUDGET
BY DEPARTMENT
BUSINESS SERVICES

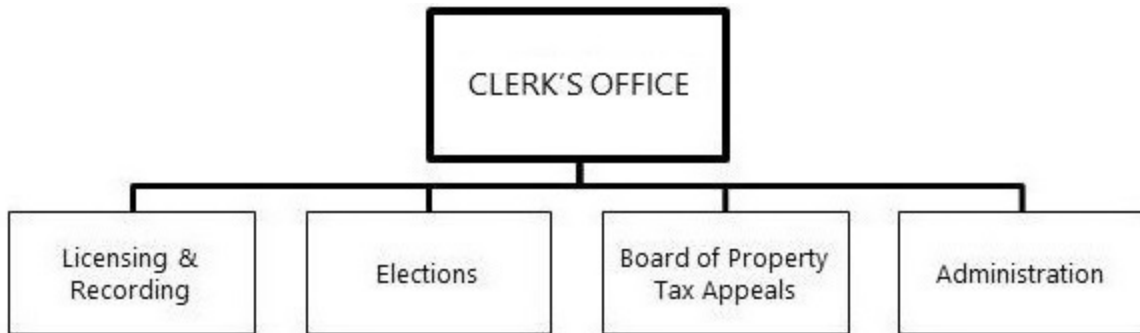
THIS PAGE HAS BEEN INTENTIONALLY LEFT BLANK

MARION COUNTY FY 2020-21 BUDGET

BY DEPARTMENT

CLERK'S OFFICE

CLERK'S OFFICE



MISSION STATEMENT

The Marion County Clerk promotes democracy, public trust and confidence in citizen government by conducting fair and open elections and by providing professional service to all customers with dignity and respect.

The Marion County Clerk protects property rights through recording ownership and claims on property in real time.

The clerks record, license, provide access to and preserve for posterity those records entrusted to their care. The Marion County Clerk shares and supports the Marion County Mission Statement, Vision Statement and Statement of Values adopted by the Board of Commissioners, department heads and elected officials.

GOALS AND OBJECTIVES

Goal 1 Increase Efficiency - Evaluate business processes to make better use of management skills, technology and resources.

Objective 1 Implement process changes as identified in the Clerk's Office Function and Strategic Plan.

Goal 2 Streamline Business Practices - Analyze current processes for needed modifications regarding fiscal responsibilities.

Objective 1 Identify and analyze current business processes in the areas of administration, licensing and recording, elections and Board of Property Tax Appeals.

Objective 2 Outline needs to achieve the modifications to business practices and develop a plan to address the modifications.

Goal 3 Customer Service - Maintain quality customer service both over the telephone and to walk-in residents.

Objective 1 Ensure telephones are answered by a staff member during working hours.

Objective 2 Continue office practice of returning phone messages within 24 hours.

Objective 3 Catalog verbal and written compliments and comments on customer service for annual review.

Objective 4 Provide annual customer service training for all staff.

Objective 5 Retrieve and deliver routine records requests from archives within 3 business days (72 hours).

MARION COUNTY FY 2020-21 BUDGET

BY DEPARTMENT

CLERK'S OFFICE

DEPARTMENT OVERVIEW

The Marion County Clerk is an elected position.

The County Clerk consists of four programs: (1) Licensing and Recording, (2) Elections, (3) Administration, and (4) Board of Property Tax Appeals (BoPTA). Each has a specific set of responsibilities assigned by Oregon law or county policy. All functions are mandated by Oregon law except the operation of the archives facility and passport agency functions.

RESOURCE AND REQUIREMENT SUMMARY

Clerk's Office	FY 17-18 ACTUAL	FY 18-19 ACTUAL	FY 19-20 BUDGET	FY 20-21 ADOPTED	+/- %
RESOURCES					
Charges for Services	145,926	134,182	150,000	150,000	0.0%
Interest	893	1,617	1,000	2,000	100.0%
General Fund Transfers	2,597,045	2,757,410	3,011,403	3,108,260	3.2%
Net Working Capital	69,648	93,765	109,814	129,269	17.7%
TOTAL RESOURCES	2,813,512	2,986,975	3,272,217	3,389,529	3.6%
REQUIREMENTS					
Personnel Services					
Salaries and Wages	744,388	794,225	922,072	960,588	4.2%
Fringe Benefits	431,862	466,357	571,373	608,784	6.5%
Total Personnel Services	1,176,250	1,260,583	1,493,445	1,569,372	5.1%
Materials and Services					
Supplies	38,884	33,876	55,768	55,768	0.0%
Materials	9,663	8,331	11,650	11,650	0.0%
Communications	106,911	99,687	81,150	85,140	4.9%
Utilities	38,032	34,969	36,519	33,694	-7.7%
Contracted Services	547,538	456,227	512,150	530,902	3.7%
Repairs and Maintenance	121,609	113,351	119,550	119,550	0.0%
Rentals	196,785	287,126	292,415	301,349	3.1%
Miscellaneous	22,245	29,896	36,180	36,594	1.1%
Total Materials and Services	1,081,667	1,063,463	1,145,382	1,174,647	2.6%
Administrative Charges	461,830	553,115	569,121	564,701	-0.8%
Contingency	0	0	7,873	15,022	90.8%
Ending Fund Balance	0	0	56,396	65,787	16.7%
TOTAL REQUIREMENTS	2,719,747	2,877,160	3,272,217	3,389,529	3.6%
FTE	14.50	14.70	14.70	14.70	0.0%

MARION COUNTY FY 2020-21 BUDGET

BY DEPARTMENT

CLERK'S OFFICE

FUNDS

Fund Name	FY 17-18 ACTUAL	FY 18-19 ACTUAL	FY 19-20 BUDGET	FY 20-21 ADOPTED	% of Total
RESOURCES					
FND 100 General Fund	2,597,045	2,757,410	3,011,403	3,108,260	91.7%
FND 120 County Clerk Records	216,467	229,565	260,814	281,269	8.3%
TOTAL RESOURCES	2,813,512	2,986,975	3,272,217	3,389,529	100.0%
REQUIREMENTS					
FND 100 General Fund	2,597,045	2,757,410	3,011,403	3,108,260	91.7%
FND 120 County Clerk Records	122,701	119,751	260,814	281,269	8.3%
TOTAL REQUIREMENTS	2,719,747	2,877,160	3,272,217	3,389,529	100.0%

PROGRAMS

	FY 17-18 ACTUAL	FY 18-19 ACTUAL	FY 19-20 BUDGET	FY 20-21 ADOPTED	+/- %
RESOURCES					
Licensing and Recording	1,096,536	1,338,384	1,438,372	1,463,514	1.7%
Elections	1,373,388	1,281,102	1,456,987	1,535,871	5.4%
Board of Property Tax Appeals	62,678	86,054	88,181	94,167	6.8%
CL Administration	280,911	281,435	288,677	295,977	2.5%
TOTAL RESOURCES	2,813,512	2,986,975	3,272,217	3,389,529	3.6%
REQUIREMENTS					
Licensing and Recording	1,002,771	1,228,569	1,438,372	1,463,514	1.7%
Elections	1,373,388	1,281,102	1,456,987	1,535,871	5.4%
Board of Property Tax Appeals	62,678	86,054	88,181	94,167	6.8%
CL Administration	280,911	281,435	288,677	295,977	2.5%
TOTAL REQUIREMENTS	2,719,747	2,877,160	3,272,217	3,389,529	3.6%

MARION COUNTY FY 2020-21 BUDGET

BY DEPARTMENT

CLERK'S OFFICE

Licensing and Recording Program

- Deed and mortgage recording entails recording and maintaining a permanent record of all property transactions occurring in Marion County. This amounts to approximately 70,000 new property documents this year and maintenance of records on approximately three million transactions.
- Records management responsibilities include operating the county archives facility which houses approximately 18,000 cubic feet of records representing over 54 million pieces of paper.
- Records management also includes microfilming, indexing, preservation and management of marriage licenses, domestic partnerships and the permanent maintenance of all records of the Board of Commissioners proceedings, also known as the "County Commissioners Administrative Journal" dating back to 1846.
- Licensing includes the issuance of approximately 2,550 marriage licenses per year and the processing of approximately 850 to 5,000 passport applications for the United States Department of State, and the processing of liquor license applications and annual renewals. The number of passport applications has increased significantly from an average of 850 per year to an anticipated 5,000 this year, though we were at 3,432 when we suspended this service in late March due to pandemic concerns. This increase is due mostly to the present political climate, immigration policy and families attempting to stay united or to be able to re-unite in the face of deportation. The Clerk's Office has also realized more passport business since Salem's main United States Postal Service office began requiring appointments for passport acceptance in late 2016. Passport business was expected to increase due to the Real ID Act with folks who wish to fly within the USA or visit Federal Buildings. Due to the Department of Homeland Security recently extending the enforcement date to October 2021 in light of the COVID-19 Pandemic, the rush to obtain a passport may be reduced.

Program Summary

Clerk's Office

Program: Licensing and Recording

	FY 17-18 ACTUAL	FY 18-19 ACTUAL	FY 19-20 BUDGET	FY 20-21 ADOPTED	+/- %
RESOURCES					
Charges for Services	145,926	134,182	150,000	150,000	0.0%
Interest	893	1,617	1,000	2,000	100.0%
General Fund Transfers	880,069	1,108,819	1,177,558	1,182,245	0.4%
Net Working Capital	69,648	93,765	109,814	129,269	17.7%
TOTAL RESOURCES	1,096,536	1,338,384	1,438,372	1,463,514	1.7%
REQUIREMENTS					
Personnel Services	421,072	550,717	596,399	605,840	1.6%
Materials and Services	408,863	468,930	563,875	565,401	0.3%
Administrative Charges	172,835	208,922	213,829	211,464	-1.1%
Contingency	0	0	7,873	15,022	90.8%
Ending Fund Balance	0	0	56,396	65,787	16.7%
TOTAL REQUIREMENTS	1,002,770	1,228,569	1,438,372	1,463,514	1.7%
FTE	7.50	7.50	7.50	7.50	0.0%

FTE By Position Title By Program

Program: Licensing and Recording	
Position Title	FTE
Deputy County Clerk 2	6.00
Elections and Recording Manager	0.50
Records Coordinator	1.00
Program Licensing and Recording FTE Total:	7.50

MARION COUNTY FY 2020-21 BUDGET
BY DEPARTMENT
CLERK'S OFFICE

FTE Changes

FTE remains the same at 7.50. There are 6.00 Deputy County Clerks, 1.00 Records Coordinator and a 0.50 Elections and Recording Manager.

Licensing and Recording Program Budget Justification

RESOURCES

Resources increased because of Net Working Capital and General Fund Transfers.

REQUIREMENTS

Requirements were expected to increase due to the increase in document recordings over the last year. The reasons for this are threefold: 1) Housing in Marion County is more affordable than the ever increasing Portland-Vancouver market prices. 2) Refinance recordings have increased due to sustained low interest rates. 3) Our population, and thus demand for housing is growing.

MARION COUNTY FY 2020-21 BUDGET

BY DEPARTMENT

CLERK'S OFFICE

Elections Program

- Maintains a voter registration file for approximately 212,000 registered voters, 22,000 inactive registered voters, 22,000 canceled voters, 3,500 pending voters and processes over 61,000 file changes annually. Changes include new voters, updates, inactivations and cancellations.
- Administers and conducts all elections held in Marion County for federal, state, county and local government districts including: twenty cities, two community colleges, two education service districts, twelve school districts, twenty fire districts, four water control districts, two domestic water districts, a Soil and Water Conservation District, three sewer districts, a library district, a parks and recreation district and a Marion County Justice Court.
- Administers and conducts the election of precinct committee persons for the Democratic and Republican political parties in May every even numbered year.
- Designs Marion County election ballots and voter pamphlet, programs and maintains ballot tally (counting) system; issues ballots, verifies signatures, processes and counts the ballots; provides official results and reports on all candidate and measure races. Certifies election results to the Secretary of State.
- Provides set-up and maintains 23 ballot drop site locations countywide for major elections ensuring security and regular ballot collection. Curb-side 24/7 ballot drop boxes have been placed at Keizer City Hall, Silverton City Hall, Woodburn Library, Mt. Angel Library, Marion County Public Works, and Marion County Health Department.
- Processes initiative, referendum and recall petitions for state, county and district elections. Election office is the Filing Officer for county and local district candidate, measure and petition filings.
- Establishes precinct boundaries and maintains the boundaries for 73 individual voting jurisdictions. Works with the county Geographic Information System (GIS) and the Census Bureau to carry out re-apportionment or re-districting for equal representation to applicable jurisdictions. Continuously updates address library coordinating updates with the county GIS.
- Provides technical and general information for voters, candidates, campaign committees, petitioners, government agencies, the press and the public.

Program Summary

Clerk's Office	Program: Elections				
	FY 17-18 ACTUAL	FY 18-19 ACTUAL	FY 19-20 BUDGET	FY 20-21 ADOPTED	+/- %
RESOURCES					
General Fund Transfers	1,373,388	1,281,102	1,456,987	1,535,871	5.4%
TOTAL RESOURCES	1,373,388	1,281,102	1,456,987	1,535,871	5.4%
REQUIREMENTS					
Personnel Services	486,037	425,721	610,201	663,690	8.8%
Materials and Services	651,172	574,092	556,426	583,499	4.9%
Administrative Charges	236,179	281,289	290,360	288,682	-0.6%
TOTAL REQUIREMENTS	1,373,388	1,281,102	1,456,987	1,535,871	5.4%
FTE	5.00	5.00	5.00	5.00	0.0%

FTE By Position Title By Program

Program: Elections	
Position Title	FTE
Elections and Recording Manager	0.50
Elections Clerk	2.50
Elections Technician	1.00

MARION COUNTY FY 2020-21 BUDGET
 BY DEPARTMENT
 CLERK'S OFFICE

Program: Elections	
Position Title	FTE
Support Specialist (Non-IT)	1.00
Program Elections FTE Total:	5.00

- FTE remains the same. The FTE count shown does not include 2.5 FTE Office Specialist 2 temporary part-time positions.

FTE Changes

There is no change to FTE.

Elections Program Budget Justification

RESOURCES

The Elections Program is funded entirely by the General Fund.

REQUIREMENTS

Personnel Services increased mostly due to health care, PERS requirements, and a cost of living adjustment. The Oregon Motor Voter Law, HB-2177 of 2015, became effective January 1, 2016. Voter registration is projected to increase by at least 10,000 annually for each of the following five years. With the passage of HB-2948 of 2017, 16 year olds can now register to vote. In addition, requirements increased due to an anticipated 6% increase in voter registration.

MARION COUNTY FY 2020-21 BUDGET

BY DEPARTMENT

CLERK'S OFFICE

Board of Property Tax Appeals Program

- The Board of Property Tax Appeals provides a venue for property taxpayers to appeal the assessed value of their property. The citizen board provides both a level of accountability to government and an independent review plus an explanation to the taxpayer of property value methods used by the Assessor.
- The Clerk's Office seeks board candidates for Board of Commissioner's approval and schedules their training, organizes and records the petitions, schedules the petition hearings, and sets up the hearing room and equipment. A public notice is completed and posted. Questions from the public are answered throughout the year.
- The Clerk's Office assists the Board of Property Tax Appeals in processing and hearing petitions of real and personal land and business owners or their representatives appealing the assessed and real market values of their property.

Program Summary

Clerk's Office

Program: Board of Property Tax Appeals

	FY 17-18 ACTUAL	FY 18-19 ACTUAL	FY 19-20 BUDGET	FY 20-21 ADOPTED	+/- %
RESOURCES					
General Fund Transfers	62,678	86,054	88,181	94,167	6.8%
TOTAL RESOURCES	62,678	86,054	88,181	94,167	6.8%
REQUIREMENTS					
Personnel Services	40,689	60,853	59,781	65,673	9.9%
Materials and Services	5,158	5,158	7,711	7,924	2.8%
Administrative Charges	16,830	20,043	20,689	20,570	-0.6%
TOTAL REQUIREMENTS	62,677	86,053	88,181	94,167	6.8%
FTE	0.50	0.60	0.60	0.60	0.0%

FTE By Position Title By Program

Program: Board of Property Tax Appeals	
Position Title	FTE
Office Specialist 4	0.60
Program Board of Property Tax Appeals FTE Total:	0.60

FTE Changes

There are two Office Specialist 4 positions budgeted at 0.30 FTE.

Board of Property Tax Appeals Program Budget Justification

RESOURCES

The Board of Property Tax Appeals (BoPTA) Program is funded entirely by the General Fund. Note that a portion of the General Fund Transfers revenue is indirectly derived from the Oregon Department of Revenue County Assessment Function Funding Assistance (CAFFA) grant since BoPTA administration is part of the grant request the Assessor's Office submits annually.

REQUIREMENTS

The Personnel Services increase is largely attributed to both fringe benefit increases, mainly PERS and health insurance, and a cost of living adjustment.

MARION COUNTY FY 2020-21 BUDGET

BY DEPARTMENT

CLERK'S OFFICE

CL Administration Program

- Provides and facilitates department leadership and vision.
- The clerk speaks with various groups and organizations and through these engagements the clerk is able to educate the public on what the County Clerk does and what is new within the department. Also offers tours of the Clerk's facilities to school children and other groups and individuals.
- Coordinates long-term planning.
- Provides overall departmental supervision.
- Responsible for economic forecasting, budget preparation, payroll, contract administration, accounts payable, and financial analysis.
- Tracks state and federal legislation and rules in coordination with the Oregon Association of County Clerks and national professional organizations.
- Serves as support staff to the Board of Property Tax Appeals, including public notice, processing appeals, scheduling, organizing and assisting the board in managing hearings, and compiling and reporting results. Staff also schedules, provides training, and assures that board members are certified to Department of Revenue standards.
- Serves as the independent custodian of the Board of Commissioners Journal.
- Is the statutory County Records Administrator.
- Creates and maintains a healthy environment in which employees, customers, and other stakeholders thrive.

Program Summary

Clerk's Office

Program: CL Administration

	FY 17-18 ACTUAL	FY 18-19 ACTUAL	FY 19-20 BUDGET	FY 20-21 ADOPTED	+/- %
RESOURCES					
General Fund Transfers	280,911	281,435	288,677	295,977	2.5%
TOTAL RESOURCES	280,911	281,435	288,677	295,977	2.5%
REQUIREMENTS					
Personnel Services	228,452	223,292	227,064	234,169	3.1%
Materials and Services	16,473	15,282	17,370	17,823	2.6%
Administrative Charges	35,986	42,861	44,243	43,985	-0.6%
TOTAL REQUIREMENTS	280,911	281,435	288,677	295,977	2.5%
FTE	1.50	1.60	1.60	1.60	0.0%

FTE By Position Title By Program

Program: CL Administration	
Position Title	FTE
County Clerk	1.00
Office Specialist 4	0.60
Program CL Administration FTE Total:	1.60

FTE Changes

FTE remains the same at 1.60.

MARION COUNTY FY 2020-21 BUDGET
BY DEPARTMENT
CLERK'S OFFICE

CL Administration Program Budget Justification

RESOURCES

The increase in General Fund Transfers revenue is allocated primarily to Personnel Services.

REQUIREMENTS

There is an increase in Personnel Services requirements largely due to health care, PERS requirements, and a cost of living adjustment.

MARION COUNTY FY 2020-21 BUDGET

BY DEPARTMENT

CLERK'S OFFICE

KEY DEPARTMENT ACCOMPLISHMENTS

- The office administered two elections in FY 2019-20: A Lyons-Mehama Water District Special Election in November and a May Presidential Primary Election.
- Personnel continues to receive compliments from customers on our high level of quality customer service. We are committed to delivering exceptional customer service.
- During the first nine months of FY 2019-20, Licensing and Recording recorded 51,760 documents, 1,687 marriage licenses, and processed 3,432 passport applications.
- In FY 2019-20, Board of Property Tax Appeals received 82 petitions; 23 residential, 23 commercial, 4 rural, 4 business personal property, 22 stipulations, and 6 withdrawn. Residential properties not only include real properties but also manufactured homes and multi-family properties. Commercial properties will include business personal properties. Personal properties will include both business personal properties and manufactured homes.
- From January 2019 through December 2019, 3,392 cubic feet of archive records met their retention dates, allowing archives to destroy them. It is anticipated that more than 1,060 boxes will be destroyed prior to June 30, 2020. 1,704 cubic feet of records were accessioned (added and catalogued) into archives. 2,206 requests were received for records/files from archives in 2019.
- Electronic submission of land record documents for recording began in March 2016. E-Recording accounts for approximately 62% of total recorded documents and 87% of recording revenue.
- From September 24, 1974 to the present, land records are now available on LandMarc Land Records Management System allowing the public to research title records on their own.
- We extended a Laserfiche deed index (direct/indirect) allowing the public to research deeds from 1849 to 1939 on our in-office public search computers rather than using books or micro film.
- We offered marriage licenses by mail and email to protect applicants and staff in response to the COVID-19 pandemic.

MARION COUNTY FY 2020-21 BUDGET

BY DEPARTMENT

CLERK'S OFFICE

KEY INDICATORS

1: Recording Revenue From Licensing and Recording

Definition and Purpose

The revenue from land document recordings is tracked on a monthly and annual basis. The department tracks recording revenue back to 1999. This is an element in predicting workload and revenue.

Significance

This is necessary to project revenue and resource demands. This addresses the county strategic plan Goal #6: Provide efficient, effective, and responsive government through stewardship and accountability.

Data Units Fiscal Year

FY 16-17 Actual	FY 17-18 Actual	FY 18-19 Actual	FY 19-20 Estimate	FY 20-21 Estimate
\$1,633,214	\$1,532,457	\$1,410,215	\$1,864,000	\$1,678,000

Explanation of Trends and Changes

There was a significant increase in recording revenue in FY 19-20, finally back up to pre 2008 recession levels. Due to the present COVID-19 pandemic, the Clerk projects a 10% decrease in FY 20-21, though there are indications that FY 20-21 could exceed FY 19-20.

2: Election Costs

Definition and Purpose

Election costs, using the Secretary of State formula, have been tracked since May 2000. These figures help determine future budget projections and cost forecasting to manage resources. The below figures are cost per ballot issued.

Significance

This key indicator tracks the cost per voter in administering major elections in a given fiscal year. Cost of regular staff is not included in the Secretary of State formula except for hours worked beyond the normal work week. All election board workers and temporary staff are included, as well as printing, postage, mail handling services, security, cargo van rental, supplies, other contractual services, and amortization of equipment. This key indicator facilitates the county strategic plan Goal #6: Provide efficient, effective, and responsive government through stewardship and accountability.

Data Units Fiscal Year

FY 16-17 Actual	FY 17-18 Actual	FY 18-19 Actual	FY 19-20 Estimate	FY 20-21 Estimate
\$2.12	\$1.53	\$1.68	\$2.10	\$2.20

MARION COUNTY FY 2020-21 BUDGET
BY DEPARTMENT
CLERK'S OFFICE

Explanation of Trends and Changes

Election costs vary significantly depending on the type of election, size of the ballot, number of ballot styles and number of ballots cast by voters. One election can have in excess of 568 different ballot styles. Personnel, postage, printing, and maintenance costs continue to rise. Reimbursement varies greatly in that the State of Oregon will pay for most of an initiative election, but will not pay for a primary or general election. Cities are exempt from paying during primary and general elections. Districts pay a portion of the cost for district elections. Reimbursements are not factored in the above figures. The figures are based on ballots mailed.

Voter Registration was 150,139 at the end of December, 2015, just before beginning automatic voter registration. As of April 15, 2020, the count is over 212,000. Voter registration will grow at least 8,000-10,000 per year over the next two years in large part to the new Oregon Motor Voter program where new Department of Motor Vehicles (DMV) license, permit and ID registrants, along with updating DMV registrants, are automatically added to voter rolls if they are a citizen, of age, and not registered to vote. Election administration costs will necessarily increase in service of these new voters.

3: Board of Property Tax Appeals

Definition and Purpose

The Clerk's Office tracks the number of property tax appeal petitions filed each year. Also tracked are the assessed value reduction and assessed value considered. This data is necessary for resource management and planning, budget projections, and the Assessor's County Assessment Function Funding Assistance grant application with the Oregon Department of Revenue.

Significance

With home and other property values recently increasing, fewer property owners are appealing their value assessed. Those that do appeal are given our full attention and this exemplifies the county strategic plan Goal #6: Provide efficient, effective, and responsive government through stewardship and accountability.

Data Units Fiscal Year

FY 16-17 Actual	FY 17-18 Actual	FY 18-19 Actual	FY 19-20 Estimate	FY 20-21 Estimate
111 Appeals	83 Appeals	95 Appeals	82 Appeals	80 Appeals

Explanation of Trends and Changes

The number of petitions filed decreased. Property values have increased. But because of Measure 50, tax bills have not increased substantially, so fewer taxpayers are requesting a hearing to review their property's assessed value or true market value.

4: Marriage Licenses and Passports Applications

Definition and Purpose

Marriage licenses issued and passport applications received are tracked for a ten-year period. The purpose is to note if there are any changing trends.

Significance

Marriage licenses issued and passport applications received are tracked for informational purposes. This key indicator relates to the county strategic plan Goal #6: Provide efficient, effective, and responsive government through stewardship and accountability.

MARION COUNTY FY 2020-21 BUDGET
 BY DEPARTMENT
 CLERK'S OFFICE

Data Units Fiscal Year

FY 16-17 Actual	FY 17-18 Actual	FY 18-19 Actual	FY 19-20 Estimate	FY 20-21 Estimate
2,593 Marriage Licenses	2,372 Marriage Licenses	2,349 Marriage Licenses	1,940 Marriage Licenses	2,500 Marriage Licenses
5,673 Passport Applications	5,173 Passport Applications	4,195 Passport Applications	3432 Passport Applications	5,000 Passport Applications

Explanation of Trends and Changes

The number of marriage licenses issued has averaged 2,292 over the last sixteen years with a high of 2,593 in 2016-17. The license requests more than double in summer months over the winter months.

Between 2000 and 2016, the number of passports issued has averaged 853 with a high of 1,378 in 2006-07. The number of passport applications increased dramatically after the November 2016 Presidential General Election due to the current political climate coupled with Salem's main United States Post Office recently requiring appointments for accepting applications. 7,112 passport applications were processed in calendar year 2017.

In response to the COVID-19 Pandemic, passport acceptance was suspended in late March after processing 3,432. As of April 15, 2020, it is uncertain as to when this service will resume.

MARION COUNTY FY 2020-21 BUDGET

BY DEPARTMENT

CLERK'S OFFICE

Resources by Fund Detail						
100 - General Fund	Actual FY 17-18	Actual FY 18-19	Budget FY 19-20	Proposed FY 20-21	Approved FY 20-21	Adopted FY 20-21
General Fund Transfers						
381100 Transfer from General Fund	2,597,045	2,757,410	3,011,403	3,108,260	3,108,260	3,108,260
General Fund Transfers Total	2,597,045	2,757,410	3,011,403	3,108,260	3,108,260	3,108,260
General Fund Total	2,597,045	2,757,410	3,011,403	3,108,260	3,108,260	3,108,260
120 - County Clerk Records	Actual FY 17-18	Actual FY 18-19	Budget FY 19-20	Proposed FY 20-21	Approved FY 20-21	Adopted FY 20-21
Charges for Services						
341820 County Clerk Records Fees	145,926	134,182	150,000	150,000	150,000	150,000
Charges for Services Total	145,926	134,182	150,000	150,000	150,000	150,000
Interest						
361000 Investment Earnings	893	1,617	1,000	2,000	2,000	2,000
Interest Total	893	1,617	1,000	2,000	2,000	2,000
Net Working Capital						
392000 Net Working Capital Unrestr	69,648	93,765	109,814	129,269	129,269	129,269
Net Working Capital Total	69,648	93,765	109,814	129,269	129,269	129,269
County Clerk Records Total	216,467	229,565	260,814	281,269	281,269	281,269
Clerk's Office Grand Total	2,813,512	2,986,975	3,272,217	3,389,529	3,389,529	3,389,529

MARION COUNTY FY 2020-21 BUDGET

BY DEPARTMENT

CLERK'S OFFICE

Requirements by Fund Detail

100 - General Fund	Actual FY 17-18	Actual FY 18-19	Budget FY 19-20	Proposed FY 20-21	Approved FY 20-21	Adopted FY 20-21
Personnel Services						
Salaries and Wages						
511110 Regular Wages	486,538	532,512	700,090	731,324	731,324	731,324
511120 Temporary Wages	85,844	76,865	84,662	90,158	90,158	90,158
511130 Vacation Pay	22,466	22,449	0	0	0	0
511140 Sick Pay	18,456	20,429	0	0	0	0
511150 Holiday Pay	22,164	26,928	0	0	0	0
511160 Comp Time Pay	75	365	0	0	0	0
511210 Compensation Credits	8,547	9,796	10,321	10,859	10,859	10,859
511240 Leave Payoff	6,891	1,679	0	0	0	0
511260 Election Workers	33,874	38,458	60,000	60,000	60,000	60,000
511270 Leadworker Pay	145	184	0	0	0	0
511280 Cell Phone Pay	1,204	1,204	1,200	0	0	0
511290 Health Insurance Waiver Pay	0	1,707	2,400	2,400	2,400	2,400
511410 Straight Pay	32	0	0	0	0	0
511420 Premium Pay	9,027	10,915	12,054	11,501	11,501	11,501
511450 Premium Pay Temps	982	2,658	0	0	0	0
Salaries and Wages Total	696,245	746,149	870,727	906,242	906,242	906,242
Fringe Benefits						
512010 Fringe Benefits Budget Only	0	0	4,460	4,256	4,256	4,256
512110 PERS	111,282	110,850	163,591	191,573	191,573	191,573
512120 401K	9,282	9,514	9,917	10,231	10,231	10,231
512130 PERS Debt Service	27,700	40,617	37,782	39,838	39,838	39,838
512200 FICA	49,195	52,562	60,346	63,268	63,268	63,268
512310 Medical Insurance	177,004	192,862	226,464	231,840	231,840	231,840
512320 Dental Insurance	16,461	17,402	22,512	19,488	19,488	19,488
512330 Group Term Life Insurance	945	1,026	1,324	1,377	1,377	1,377
512340 Long Term Disability Insurance	1,951	2,136	2,955	3,088	3,088	3,088
512400 Unemployment Insurance	2,226	2,241	2,639	2,234	2,234	2,234
512520 Workers Comp Insurance	403	403	482	501	501	501
512600 Wellness Program	451	508	600	600	600	600
512610 Employee Assistance Program	334	409	510	510	510	510
512700 County HSA Contributions	1,896	1,950	1,950	1,950	1,950	1,950
Fringe Benefits Total	399,129	432,479	535,532	570,754	570,754	570,754
Personnel Services Total	1,095,374	1,178,628	1,406,259	1,476,996	1,476,996	1,476,996
Materials and Services						
Supplies						
521010 Office Supplies	10,026	10,254	10,500	10,500	10,500	10,500
521050 Janitorial Supplies	0	0	100	100	100	100
521070 Departmental Supplies	5,002	11,483	8,600	8,600	8,600	8,600

MARION COUNTY FY 2020-21 BUDGET

BY DEPARTMENT

CLERK'S OFFICE

100 - General Fund	Actual FY 17-18	Actual FY 18-19	Budget FY 19-20	Proposed FY 20-21	Approved FY 20-21	Adopted FY 20-21
Materials and Services						
521190 Publications	995	72	968	968	968	968
521210 Gasoline	552	613	600	600	600	600
521220 Diesel	16	0	0	0	0	0
Supplies Total	16,591	22,423	20,768	20,768	20,768	20,768
Materials						
522150 Small Office Equipment	258	442	3,400	3,400	3,400	3,400
522160 Small Departmental Equipment	9,010	490	3,100	3,100	3,100	3,100
522170 Computers Non Capital	394	5,445	3,500	3,500	3,500	3,500
522180 Software	0	1,954	1,650	1,650	1,650	1,650
Materials Total	9,663	8,331	11,650	11,650	11,650	11,650
Communications						
523020 Phone and Communication Svcs	0	59	450	450	450	450
523040 Data Connections	2,004	2,162	1,700	1,700	1,700	1,700
523050 Postage	104,745	97,320	79,000	82,990	82,990	82,990
523090 Long Distance Charges	162	146	0	0	0	0
Communications Total	106,911	99,687	81,150	85,140	85,140	85,140
Utilities						
524010 Electricity	31,148	31,201	32,687	29,621	29,621	29,621
524020 City Operations and St Lights	20	20	21	21	21	21
524040 Natural Gas	3,032	312	318	360	360	360
524050 Water	665	540	563	612	612	612
524070 Sewer	1,177	1,064	1,084	1,147	1,147	1,147
524090 Garbage Disposal and Recycling	1,990	1,831	1,846	1,933	1,933	1,933
Utilities Total	38,032	34,969	36,519	33,694	33,694	33,694
Contracted Services						
525430 Programming and Data Services	171,452	181,924	170,500	170,500	170,500	170,500
525555 Security Services	17,074	15,078	20,000	21,200	21,200	21,200
525710 Printing Services	283,599	198,188	220,450	237,962	237,962	237,962
525715 Advertising	3,339	7,246	5,500	5,332	5,332	5,332
525735 Mail Services	61,390	47,939	36,850	36,818	36,818	36,818
525740 Document Disposal Services	921	680	2,850	2,850	2,850	2,850
525770 Interpreters and Translators	0	0	300	300	300	300
525999 Other Contracted Services	9,763	5,172	6,700	6,940	6,940	6,940
Contracted Services Total	547,538	456,227	463,150	481,902	481,902	481,902
Repairs and Maintenance						
526011 Dept Equipment Maintenance	16,798	15,774	17,450	17,450	17,450	17,450
526021 Computer Software Maintenance	102,531	96,567	102,000	102,000	102,000	102,000

MARION COUNTY FY 2020-21 BUDGET

BY DEPARTMENT

CLERK'S OFFICE

100 - General Fund	Actual FY 17-18	Actual FY 18-19	Budget FY 19-20	Proposed FY 20-21	Approved FY 20-21	Adopted FY 20-21
Materials and Services						
526030 Building Maintenance	2,280	1,010	100	100	100	100
Repairs and Maintenance Total	121,609	113,351	119,550	119,550	119,550	119,550
Rentals						
527100 Vehicle Rental	1,803	1,434	3,750	3,960	3,960	3,960
527110 Fleet Leases	4,644	4,368	4,644	4,644	4,644	4,644
527120 Motor Pool Mileage	2,000	1,648	250	265	265	265
527130 Parking	2,177	2,264	1,160	1,160	1,160	1,160
527140 County Parking	3,300	3,300	2,640	2,798	2,798	2,798
527210 Building Rental Private	143,014	234,890	240,460	240,520	240,520	240,520
527240 Condo Assn Assessments	30,724	28,756	31,360	39,851	39,851	39,851
527300 Equipment Rental	9,122	10,468	8,151	8,151	8,151	8,151
Rentals Total	196,785	287,126	292,415	301,349	301,349	301,349
Miscellaneous						
529110 Mileage Reimbursement	1,570	3,307	4,200	4,308	4,308	4,308
529120 Commercial Travel	1,729	3,530	4,250	4,250	4,250	4,250
529130 Meals	1,419	1,480	1,850	1,916	1,916	1,916
529140 Lodging	7,004	9,515	7,775	8,015	8,015	8,015
529210 Meetings	772	768	900	900	900	900
529220 Conferences	5,267	7,176	5,080	5,080	5,080	5,080
529230 Training	1,714	1,096	9,500	9,500	9,500	9,500
529300 Dues and Memberships	2,210	2,029	2,250	2,250	2,250	2,250
529650 Pre Employment Costs	560	996	0	0	0	0
529910 Awards and Recognition	0	0	375	375	375	375
Miscellaneous Total	22,245	29,896	36,180	36,594	36,594	36,594
Materials and Services Total	1,059,374	1,052,009	1,061,382	1,090,647	1,090,647	1,090,647
Administrative Charges						
611100 County Admin Allocation	22,011	23,608	26,581	24,653	24,653	24,653
611210 Facilities Mgt Allocation	76,798	77,148	89,453	90,333	90,333	90,333
611220 Custodial Allocation	54,543	53,721	63,543	67,728	67,728	67,728
611230 Courier Allocation	849	740	745	831	831	831
611250 Risk Management Allocation	2,078	1,901	2,470	2,666	2,666	2,666
611255 Benefits Allocation	4,926	5,087	4,875	0	0	0
611260 Human Resources Allocation	17,757	19,411	21,093	27,712	27,712	27,712
611300 Legal Services Allocation	29,911	24,792	21,975	18,710	18,710	18,710
611400 Information Tech Allocation	112,031	126,620	149,386	147,745	147,745	147,745
611410 FIMS Allocation	28,233	29,228	28,615	26,264	26,264	26,264
611420 Telecommunications Allocation	5,596	7,011	9,109	7,242	7,242	7,242
611430 Info Tech Direct Charges	39,119	90,987	67,944	51,153	51,153	51,153
611600 Finance Allocation	28,013	36,174	33,179	37,033	37,033	37,033
611800 MCBEE Allocation	479	463	1,289	3,593	3,593	3,593
612100 IT Equipment Use Charges	11,454	20,682	15,105	26,255	26,255	26,255

MARION COUNTY FY 2020-21 BUDGET

BY DEPARTMENT

CLERK'S OFFICE

100 - General Fund	Actual FY 17-18	Actual FY 18-19	Budget FY 19-20	Proposed FY 20-21	Approved FY 20-21	Adopted FY 20-21
Administrative Charges						
614100 Liability Insurance Allocation	5,100	5,700	4,900	5,499	5,499	5,499
614200 WC Insurance Allocation	3,400	3,500	3,500	3,200	3,200	3,200
Administrative Charges Total	442,298	526,773	543,762	540,617	540,617	540,617
General Fund Total	2,597,045	2,757,410	3,011,403	3,108,260	3,108,260	3,108,260
120 - County Clerk Records	Actual FY 17-18	Actual FY 18-19	Budget FY 19-20	Proposed FY 20-21	Approved FY 20-21	Adopted FY 20-21
Personnel Services						
Salaries and Wages						
511110 Regular Wages	38,452	38,900	47,036	49,805	49,805	49,805
511130 Vacation Pay	3,287	4,407	0	0	0	0
511140 Sick Pay	2,220	660	0	0	0	0
511150 Holiday Pay	1,572	2,318	0	0	0	0
511210 Compensation Credits	2,612	1,774	1,809	1,916	1,916	1,916
511420 Premium Pay	0	17	2,500	2,625	2,625	2,625
Salaries and Wages Total	48,143	48,076	51,345	54,346	54,346	54,346
Fringe Benefits						
512010 Fringe Benefits Budget Only	0	0	0	971	971	971
512110 PERS	7,006	7,212	11,210	11,870	11,870	11,870
512130 PERS Debt Service	4,546	5,067	2,589	2,767	2,767	2,767
512200 FICA	3,477	3,573	3,686	3,906	3,906	3,906
512310 Medical Insurance	15,711	16,052	16,176	16,560	16,560	16,560
512320 Dental Insurance	1,488	1,475	1,608	1,392	1,392	1,392
512330 Group Term Life Insurance	84	86	89	94	94	94
512340 Long Term Disability Insurance	174	175	198	211	211	211
512400 Unemployment Insurance	152	145	181	155	155	155
512520 Workers Comp Insurance	25	23	30	30	30	30
512600 Wellness Program	40	40	40	40	40	40
512610 Employee Assistance Program	29	32	34	34	34	34
Fringe Benefits Total	32,733	33,879	35,841	38,030	38,030	38,030
Personnel Services Total	80,876	81,955	87,186	92,376	92,376	92,376
Materials and Services						
Supplies						
521070 Departmental Supplies	22,293	11,454	35,000	35,000	35,000	35,000
Supplies Total	22,293	11,454	35,000	35,000	35,000	35,000
Contracted Services						
525430 Programming and Data Services	0	0	49,000	49,000	49,000	49,000
Contracted Services Total	0	0	49,000	49,000	49,000	49,000
Materials and Services Total	22,293	11,454	84,000	84,000	84,000	84,000

MARION COUNTY FY 2020-21 BUDGET

BY DEPARTMENT

CLERK'S OFFICE

120 - County Clerk Records	Actual FY 17-18	Actual FY 18-19	Budget FY 19-20	Proposed FY 20-21	Approved FY 20-21	Adopted FY 20-21
Administrative Charges						
611100 County Admin Allocation	1,457	1,579	1,786	1,633	1,633	1,633
611230 Courier Allocation	49	44	47	52	52	52
611255 Benefits Allocation	289	301	310	0	0	0
611260 Human Resources Allocation	1,041	1,148	1,344	1,747	1,747	1,747
611400 Information Tech Allocation	8,283	9,633	10,733	10,074	10,074	10,074
611410 FIMS Allocation	2,100	2,201	2,021	1,822	1,822	1,822
611420 Telecommunications Allocation	424	505	665	491	491	491
611430 Info Tech Direct Charges	2,883	6,942	4,719	3,468	3,468	3,468
611600 Finance Allocation	2,117	2,389	2,550	2,768	2,768	2,768
611800 MCBEE Allocation	35	35	91	249	249	249
612100 IT Equipment Use Charges	854	1,565	1,093	1,780	1,780	1,780
Administrative Charges Total	19,532	26,342	25,359	24,084	24,084	24,084
Contingency						
571010 Contingency	0	0	7,873	15,022	15,022	15,022
Contingency Total	0	0	7,873	15,022	15,022	15,022
Ending Fund Balance						
573010 Unapprop Ending Fund Balance	0	0	56,396	65,787	65,787	65,787
Ending Fund Balance Total	0	0	56,396	65,787	65,787	65,787
County Clerk Records Total	122,701	119,751	260,814	281,269	281,269	281,269
Clerk's Office Grand Total	2,719,747	2,877,160	3,272,217	3,389,529	3,389,529	3,389,529

MARION COUNTY FY 2020-21 BUDGET

BY DEPARTMENT

COMMUNITY SERVICES



MISSION STATEMENT

Learn, lead, and invest in bold and meaningful ways to empower families and communities to flourish.

GOALS AND OBJECTIVES

- Goal 1 Administration: Provide integrated operational support to ensure all programs achieve optimum effectiveness.
- Objective 1 Provide consistent and timely service to all internal and external customers, including support to advisory bodies.
 - Objective 2 Communicate effectively with all partners and stakeholders to ensure information is provided in an efficient, effective, and responsive manner.
 - Objective 3 Advise and execute to provide innovative and lasting solutions to challenging issues.
- Goal 2 Viable Communities: Promote resilient communities that prosper and work in partnership to maintain and improve the quality of life.
- Objective 1 Develop resilient relationships and networks throughout the county that motivate individuals to contribute to the common good.
 - Objective 2 Provide opportunities for residents to participate in decision-making to ensure outcomes benefit local communities.
 - Objective 3 Support catalytic collaborations by developing transformational relationships with community leaders from diverse disciplines and interests.
- Goal 3 Economic Development: Serve as a convener and manager of Marion County's economic development strategic plan and ensure stakeholders are engaged and working toward economic growth, increased employment, and improved standards of living.
- Objective 1 Establish organizational capacity, align internal governance and management, and serve as a bridge between rural and urban communities in ways that foster economic growth and development.
 - Objective 2 Bring together key partners and stakeholders to problem-solve and consider complex projects.
 - Objective 3 Create business opportunities by enhancing existing industries, supporting a healthy workforce, and fostering thriving economic ecosystems.
 - Objective 4 Foster a robust and seamless research and development system that is innovative, creates new markets within the natural resource industry, and promotes local assets that benefit businesses, programs, and stakeholders.
 - Objective 5 Partner with rural communities and stakeholders to foster the development of affordable housing, transportation options, access to recreation, and retail amenities.

MARION COUNTY FY 2020-21 BUDGET

BY DEPARTMENT

COMMUNITY SERVICES

- Objective 6 Provide oversight and management of the county's video lottery funding.

- Goal 4 County Fair: Provide effective and efficient administrative support that ensures the success of the Marion County Fair.
 - Objective 1 Support the fair through efficient support and wise fiscal management utilizing optimum management practices.
 - Objective 2 Support fair board members, provide excellent communication and program coordination, and develop creative revenue sources.
 - Objective 3 Provide excellent customer service to all fair participants through a streamlined registration process, quality coordination, and effective execution of events and activities.
 - Objective 4 Increase fair attendance by 3% annually and work with the Marion County Fair Board and event coordinators to identify events that attract fairgoers and increase fair revenues.

- Goal 5 Dog Services: Protect the people and dogs of Marion County by providing professional and courteous enforcement and sheltering services.
 - Objective 1 Enforce Marion County's animal rescue, dog licensing, and dog control codes.
 - Objective 2 Provide shelter and care for lost dogs until they are reunited with their families or adopted.
 - Objective 3 Return as many dogs as possible to their owners, obtain positive outcomes for the remaining dogs via adoption, foster families, and transfers to other shelters or rescues.
 - Objective 4 Promote appropriate treatment of dogs and the responsibilities of dog ownership.

MARION COUNTY FY 2020-21 BUDGET

BY DEPARTMENT

COMMUNITY SERVICES

DEPARTMENT OVERVIEW

The Community Services Department comprises six programs that provide a variety of services that include promoting viable communities and economic development, overseeing the county fair, administering dog services, and working with partners on behalf of Marion County's children, families, and communities.

The department promotes strategic alliances between community members, civic and business leaders, social and government service agencies, and other interested parties in an effort to strengthen communities and economies. Additionally, the department manages two advisory boards; maintains the county dog services program, including the operation of the shelter; provides support to implement contracts; serves as the fiscal administrator of donations received for the Marion County Reentry Initiative client fund; facilitates the county's economic development efforts, including the oversight of Marion County's Oregon Video Lottery monies; performs budget and administrative responsibilities for the Marion County Extension and 4-H Service District; and provides the management and administrative responsibilities for the county fair.

MARION COUNTY FY 2020-21 BUDGET

BY DEPARTMENT

COMMUNITY SERVICES

RESOURCE AND REQUIREMENT SUMMARY

Community Services	FY 17-18 ACTUAL	FY 18-19 ACTUAL	FY 19-20 BUDGET	FY 20-21 ADOPTED	+/- %
RESOURCES					
Licenses and Permits	302,917	285,273	360,500	282,200	-21.7%
Intergovernmental Federal	40,061	9,939	100,000	0	-100.0%
Intergovernmental State	1,865,880	1,827,915	2,047,160	1,484,282	-27.5%
Charges for Services	367,236	369,599	337,090	390,500	15.8%
Fines and Forfeitures	7,843	4,703	6,500	4,500	-30.8%
Interest	28,064	45,351	30,050	44,600	48.4%
Other Revenues	93,359	117,460	134,335	81,700	-39.2%
General Fund Transfers	1,735,437	1,799,675	2,100,299	2,191,402	4.3%
Other Fund Transfers	0	1,000	1,000	1,000	0.0%
Settlements	250,769	121,403	0	0	n.a.
Net Working Capital	2,270,424	2,560,200	2,766,666	1,387,315	-49.9%
TOTAL RESOURCES	6,961,990	7,142,519	7,883,600	5,867,499	-25.6%
REQUIREMENTS					
Personnel Services					
Salaries and Wages	999,943	1,021,724	1,238,266	1,307,110	5.6%
Fringe Benefits	642,387	632,545	822,052	857,021	4.3%
Total Personnel Services	1,642,330	1,654,269	2,060,318	2,164,131	5.0%
Materials and Services					
Supplies	54,293	54,669	80,432	71,586	-11.0%
Materials	11,748	9,617	32,488	15,665	-51.8%
Communications	9,133	10,674	10,610	12,490	17.7%
Utilities	27,485	41,800	42,953	43,681	1.7%
Contracted Services	1,228,613	1,382,002	3,505,152	2,230,765	-36.4%
Repairs and Maintenance	14,285	16,226	10,050	27,868	177.3%
Rentals	167,181	136,684	159,147	146,880	-7.7%
Insurance	5,855	5,555	7,770	5,900	-24.1%
Miscellaneous	44,963	46,699	77,862	72,925	-6.3%
Total Materials and Services	1,563,557	1,703,925	3,926,464	2,627,760	-33.1%
Administrative Charges	528,588	643,905	699,818	738,807	5.6%
Debt Service Principal	271,091	0	0	0	n.a.
Debt Service Interest	4,832	0	0	0	n.a.
Special Payments	0	0	851,500	0	-100.0%
Transfers Out	391,393	373,753	324,000	324,000	0.0%
Contingency	0	0	21,500	12,801	-40.5%
TOTAL REQUIREMENTS	4,401,790	4,375,852	7,883,600	5,867,499	-25.6%
FTE	21.65	21.65	21.90	21.90	0.0%

MARION COUNTY FY 2020-21 BUDGET

BY DEPARTMENT

COMMUNITY SERVICES

FUNDS

Fund Name	FY 17-18 ACTUAL	FY 18-19 ACTUAL	FY 19-20 BUDGET	FY 20-21 ADOPTED	% of Total
RESOURCES					
FND 100 General Fund	761,025	735,629	853,773	910,285	15.5%
FND 160 Community Services Grants	147,662	144,678	90,567	69,908	1.2%
FND 165 Lottery and Economic Dev	4,105,139	4,209,765	4,616,299	2,625,665	44.7%
FND 230 Dog Services	1,301,994	1,437,137	1,667,256	1,691,567	28.8%
FND 270 County Fair	646,170	615,310	655,705	570,074	9.7%
TOTAL RESOURCES	6,961,990	7,142,519	7,883,600	5,867,499	100.0%
REQUIREMENTS					
FND 100 General Fund	761,025	735,629	853,773	910,285	15.5%
FND 160 Community Services Grants	55,982	119,541	90,567	69,908	1.2%
FND 165 Lottery and Economic Dev	1,832,067	1,717,959	4,616,299	2,625,665	44.7%
FND 230 Dog Services	1,269,465	1,392,276	1,667,256	1,691,567	28.8%
FND 270 County Fair	483,251	410,447	655,705	570,074	9.7%
TOTAL REQUIREMENTS	4,401,790	4,375,852	7,883,600	5,867,499	100.0%

PROGRAMS

	FY 17-18 ACTUAL	FY 18-19 ACTUAL	FY 19-20 BUDGET	FY 20-21 ADOPTED	+/- %
RESOURCES					
CS Administration	761,025	735,629	853,773	910,285	6.6%
Community Services Grants	93,692	65,747	35,152	2,100	-94.0%
MC Reentry Initiative	53,970	78,932	55,415	67,808	22.4%
Dog Services	1,301,994	1,437,137	1,667,256	1,691,567	1.5%
County Fair	646,170	615,310	655,705	570,074	-13.1%
Lottery and Economic Dev	4,105,139	4,209,765	4,616,299	2,625,665	-43.1%
TOTAL RESOURCES	6,961,990	7,142,519	7,883,600	5,867,499	-25.6%
REQUIREMENTS					
CS Administration	761,025	735,629	853,773	910,285	6.6%
Community Services Grants	31,760	59,239	35,152	2,100	-94.0%
MC Reentry Initiative	24,222	60,302	55,415	67,808	22.4%
Dog Services	1,269,465	1,392,276	1,667,256	1,691,567	1.5%
County Fair	483,251	410,447	655,705	570,074	-13.1%
Lottery and Economic Dev	1,832,067	1,717,959	4,616,299	2,625,665	-43.1%
TOTAL REQUIREMENTS	4,401,790	4,375,852	7,883,600	5,867,499	-25.6%

MARION COUNTY FY 2020-21 BUDGET

BY DEPARTMENT

COMMUNITY SERVICES

CS Administration Program

- Supports all department program areas, implements department strategic goals, complies with state and federal reporting requirements, and manages the department's budget, human resources, accounts receivable and payable, contracts, trainings, and interdepartmental coordination.
- Supports staff involvement in countywide initiatives, such as strategic planning, safety committee, emergency management, and business continuity planning.
- Provides professional staff support to the Children and Families Commission, Marion County Fair Board, community outreach to achieve department and county objectives, ad hoc task forces, the Community Resource Network, and overall department business.
- Connects available local resources to those in need through the Community Resource Network.
- Advises, executes, and innovates to provide lasting solutions to challenging issues.
- Supports the operations of the Marion County Extension and 4-H Service District.

Program Summary

Community Services	Program: CS Administration				
	FY 17-18 ACTUAL	FY 18-19 ACTUAL	FY 19-20 BUDGET	FY 20-21 ADOPTED	+/- %
RESOURCES					
General Fund Transfers	761,025	735,629	853,773	910,285	6.6%
TOTAL RESOURCES	761,025	735,629	853,773	910,285	6.6%
REQUIREMENTS					
Personnel Services	630,092	575,460	666,095	726,843	9.1%
Materials and Services	34,527	50,823	78,364	79,333	1.2%
Administrative Charges	96,406	109,346	109,314	104,109	-4.8%
TOTAL REQUIREMENTS	761,025	735,628	853,773	910,285	6.6%
FTE	6.65	6.65	6.90	6.90	0.0%

FTE By Position Title By Program

Program: CS Administration	
Position Title	FTE
Budget Analyst 1	1.00
Community Services Director	1.00
Community Services Program Coordinator	1.00
Contracts Specialist	1.00
Office Specialist 2	1.00
Office Specialist 3	1.00
Program Coordinator 1	0.90
Program CS Administration FTE Total:	6.90

FTE Changes

There are no increases to FTE.

CS Administration Program Budget Justification

RESOURCES

The CS Administration Program is funded entirely by the General Fund.

MARION COUNTY FY 2020-21 BUDGET
BY DEPARTMENT
COMMUNITY SERVICES

REQUIREMENTS

Increases in Personnel Services are attributed to an upward market analysis of three positions in the prior year, step increases, overtime, and fringe benefit costs.

In Materials and Services, there are no significant changes this year.

MARION COUNTY FY 2020-21 BUDGET

BY DEPARTMENT

COMMUNITY SERVICES

Community Services Grants Program

- Secure grants and other resources needed to mobilize the community through strategies that address systemic issues or encourage prosperous conditions within Marion County.

Program Summary

Community Services

Program: Community Services Grants

	FY 17-18 ACTUAL	FY 18-19 ACTUAL	FY 19-20 BUDGET	FY 20-21 ADOPTED	+/- %
RESOURCES					
Interest	1,150	1,400	200	100	-50.0%
Other Revenues	0	2,415	25,000	0	-100.0%
General Fund Transfers	0	0	3,445	0	-100.0%
Net Working Capital	92,542	61,932	6,507	2,000	-69.3%
TOTAL RESOURCES	93,692	65,747	35,152	2,100	-94.0%
REQUIREMENTS					
Materials and Services	31,760	49,782	25,299	2,000	-92.1%
Administrative Charges	0	9,457	9,853	100	-99.0%
TOTAL REQUIREMENTS	31,760	59,239	35,152	2,100	-94.0%

Community Services Grants Program Budget Justification

RESOURCES

Other Revenues are not anticipated.

Net Working Capital decreased due to program activity in the prior year and increased County Administrative Fees.

REQUIREMENTS

The decrease in Materials and Services is due to Contracted Services costs associated with the Children and Families Commission being transferred over to the General Fund. The remaining balance is a private grant to support Family Check-Up activities.

MARION COUNTY FY 2020-21 BUDGET

BY DEPARTMENT

COMMUNITY SERVICES

MC Reentry Initiative Program

- Participates actively in design team meetings, workgroups, and the Marion County Justice Reinvestment Council.
- Provides fiscal management of donations received in support of the Marion County Reentry Initiative. Funds collected are used to address barriers to education, training, employment, medical care access, and victim assistance services.
- Aids in the development and implementation of sustainability plans, as well as identified administrative supports.

Program Summary

Community Services	Program: MC Reentry Initiative				
	FY 17-18 ACTUAL	FY 18-19 ACTUAL	FY 19-20 BUDGET	FY 20-21 ADOPTED	+/- %
RESOURCES					
Other Revenues	32,169	46,184	33,785	33,000	-2.3%
General Fund Transfers	2,000	2,000	2,000	2,000	0.0%
Other Fund Transfers	0	1,000	1,000	1,000	0.0%
Net Working Capital	19,801	29,748	18,630	31,808	70.7%
TOTAL RESOURCES	53,970	78,932	55,415	67,808	22.4%
REQUIREMENTS					
Materials and Services	24,222	23,049	52,915	59,547	12.5%
Administrative Charges	0	2,500	2,500	5,460	118.4%
Transfers Out	0	34,753	0	0	n.a.
Contingency	0	0	0	2,801	n.a.
TOTAL REQUIREMENTS	24,222	60,302	55,415	67,808	22.4%

MC Reentry Initiative Program Budget Justification

RESOURCES

The Total Resources for the MC Reentry Program increased due to a successful breakfast event held in October 2019, which is also anticipated for the 2020 event. Sponsorships and in-kind donations entirely covered the costs associated with presenting the FY 2019-20 event.

REQUIREMENTS

Total Requirements reflects costs associated with this program area: annual reentry fundraising event, support for victim services, and removing barriers for reentry and justice reinvestment clients.

Material and Services reflects anticipated catering and rental space event costs.

MARION COUNTY FY 2020-21 BUDGET

BY DEPARTMENT

COMMUNITY SERVICES

Dog Services Program

- Issues licenses for all dogs and registrations of qualifying animal rescue entities in Marion County.
- Provides shelter and care for lost dogs.
- Provides opportunities to the public to adopt unclaimed lost dogs.
- Provides education to the public about dogs and animal rescue entities.
- Responds to emergency calls involving dogs.
- Issues fines and warnings for violation of the dog control codes.
- Supports community outreach, systems alignment, and community engagement efforts.

Program Summary

Community Services

Program: Dog Services

	FY 17-18 ACTUAL	FY 18-19 ACTUAL	FY 19-20 BUDGET	FY 20-21 ADOPTED	+/- %
RESOURCES					
Licenses and Permits	302,917	285,273	360,500	282,200	-21.7%
Intergovernmental State	0	9,084	0	0	n.a.
Charges for Services	110,482	146,898	116,115	176,050	51.6%
Fines and Forfeitures	7,843	4,703	6,500	4,500	-30.8%
Interest	1,371	2,887	900	3,000	233.3%
Other Revenues	23,276	23,657	27,300	12,700	-53.5%
General Fund Transfers	836,710	932,105	1,111,081	1,209,117	8.8%
Net Working Capital	19,396	32,529	44,860	4,000	-91.1%
TOTAL RESOURCES	1,301,994	1,437,137	1,667,256	1,691,567	1.5%
REQUIREMENTS					
Personnel Services	784,650	818,240	1,026,255	1,076,525	4.9%
Materials and Services	225,573	311,241	337,244	322,963	-4.2%
Administrative Charges	259,242	262,795	303,757	292,079	-3.8%
TOTAL REQUIREMENTS	1,269,465	1,392,276	1,667,256	1,691,567	1.5%
FTE	12.00	12.00	12.00	12.00	0.0%

FTE By Position Title By Program

Program: Dog Services	
Position Title	FTE
Dog Control Officer	2.00
Office Specialist 2	2.00
Office Specialist 3	1.00
Office Specialist 4	1.00
Shelter Manager	1.00
Shelter Operations Manager	1.00
Shelter Technician	3.00
Veterinary Technician	1.00
Program Dog Services FTE Total:	12.00

MARION COUNTY FY 2020-21 BUDGET
BY DEPARTMENT
COMMUNITY SERVICES

FTE Changes

There are no FTE changes.

Dog Services Program Budget Justification

RESOURCES

General Fund Transfers increased \$98,036 to support the overall operation costs of the shelter.

The decrease in Net Working Capital is due to donations being used in the prior fiscal year to cover the difference in operation expenses and revenue shortfalls.

REQUIREMENTS

Increases in Personnel Services are attributed to upward adjustments to seven positions based on a market analysis study conducted in the prior year, as well as step increases, overtime, and fringe benefits.

Materials and Services decreased \$14,281 compared to the prior fiscal year, primarily due to reduced Net Working Capital carry over of donations that were used in the prior year to offset rising shelter operations costs.

MARION COUNTY FY 2020-21 BUDGET

BY DEPARTMENT

COMMUNITY SERVICES

County Fair Program

- Provides a showcase for agricultural education and a positive environment for Marion County's youth and adult competitors. The Marion County Fair is the gateway for winning exhibitors to compete at the Oregon State Fair.
- Provides a platform for county residents to showcase their art, flowers, foods, textiles, hobbies, poetry, table setting, and animals.
- Provides administrative support for the Marion County Fair Board, which is the body charged with organizing, promoting, and managing the fair.
- Accomplishes goals articulated in the fair strategic plan, which serves as the preparation and staging guide for the annual fair.

Program Summary

Community Services

Program: County Fair

	FY 17-18 ACTUAL	FY 18-19 ACTUAL	FY 19-20 BUDGET	FY 20-21 ADOPTED	+/- %
RESOURCES					
Intergovernmental State	53,167	53,167	53,167	53,167	0.0%
Charges for Services	256,754	222,651	220,975	214,450	-3.0%
Interest	1,517	1,428	950	1,500	57.9%
Other Revenues	37,914	45,204	45,750	36,000	-21.3%
General Fund Transfers	135,702	129,940	130,000	70,000	-46.2%
Net Working Capital	161,116	162,919	204,863	194,957	-4.8%
TOTAL RESOURCES	646,170	615,310	655,705	570,074	-13.1%
REQUIREMENTS					
Personnel Services	4,092	4,763	11,605	7,309	-37.0%
Materials and Services	412,485	385,303	594,597	521,277	-12.3%
Administrative Charges	19,117	20,381	28,003	31,488	12.4%
Transfers Out	47,557	0	0	0	n.a.
Contingency	0	0	21,500	10,000	-53.5%
TOTAL REQUIREMENTS	483,251	410,447	655,705	570,074	-13.1%

County Fair Program Budget Justification

RESOURCES

Even though sponsorships are anticipated to increase in FY 2020-21, overall resources are anticipated to decrease compared to prior fiscal years.

General Fund Transfers are reduced due to no trade agreement with the Oregon State Fair this year.

Net Working Capital decreased nearly \$10,000 and will be used for unpredictable extenuating circumstances, such as weather or poor attendance, to offset the event if necessary.

REQUIREMENTS

Materials and Services decreased more than \$45,000 from prior years due to no paving project in FY 2020-21 and anticipated fair production costs. Expenditures associated with securing major entertainment continue to increase. Contingency decreased by \$11,500 and will be used to offset unanticipated program expenses.

MARION COUNTY FY 2020-21 BUDGET

BY DEPARTMENT

COMMUNITY SERVICES

Lottery and Economic Dev Program

- Develops policies and procedures that guide the department in its administration of Oregon Lottery Funds allocations, including contract management and program compliance monitoring.
- Performs transparent fiscal management of the county's economic development budget.
- Promotes and represents the county's economic development interests through innovation, leadership, and partnerships.
- Facilitates the development, implementation, and execution of the county's economic development strategic plan that supports a comprehensive framework and addresses specific economic needs of the county and its citizens.

Program Summary

Community Services

Program: Lottery and Economic Dev

	FY 17-18 ACTUAL	FY 18-19 ACTUAL	FY 19-20 BUDGET	FY 20-21 ADOPTED	+/- %
RESOURCES					
Intergovernmental Federal	40,061	9,939	100,000	0	-100.0%
Intergovernmental State	1,812,714	1,765,664	1,993,993	1,431,115	-28.2%
Charges for Services	0	50	0	0	n.a.
Interest	24,026	39,637	28,000	40,000	42.9%
Other Revenues	0	0	2,500	0	-100.0%
Settlements	250,769	121,403	0	0	n.a.
Net Working Capital	1,977,569	2,273,072	2,491,806	1,154,550	-53.7%
TOTAL RESOURCES	4,105,139	4,209,765	4,616,299	2,625,665	-43.1%
REQUIREMENTS					
Personnel Services	223,496	255,806	356,363	353,454	-0.8%
Materials and Services	834,990	883,727	2,838,045	1,642,640	-42.1%
Administrative Charges	153,823	239,426	246,391	305,571	24.0%
Debt Service Principal	271,091	0	0	0	n.a.
Debt Service Interest	4,832	0	0	0	n.a.
Special Payments	0	0	851,500	0	-100.0%
Transfers Out	343,836	339,000	324,000	324,000	0.0%
Contingency	0	0	0	0	n.a.
Ending Fund Balance	0	0	0	0	n.a.
TOTAL REQUIREMENTS	1,832,067	1,717,959	4,616,299	2,625,665	-43.1%
FTE	3.00	3.00	3.00	3.00	0.0%

FTE By Position Title By Program

Program: Lottery and Economic Dev	
Position Title	FTE
Economic Development Coordinator	1.00
Management Analyst 2	2.00
Program Lottery and Economic Dev FTE Total:	3.00

FTE Changes

There are no FTE changes for FY 2020-21.

MARION COUNTY FY 2020-21 BUDGET

BY DEPARTMENT

COMMUNITY SERVICES

Lottery and Economic Dev Program Budget Justification

RESOURCES

No Intergovernmental Federal monies are anticipated for FY 2020-21.

Intergovernmental State comprises Oregon Video Lottery distributions. Lottery distributions are projected to decrease by \$562,878, due to the unprecedented COVID-19 pandemic. Interest increases reflect anticipated resources, based on FY 2018-19 actuals.

REQUIREMENTS

Decrease in Personnel Services are attributed to new hires in the prior fiscal year.

Decreases in Requirements results from high-cost projects in the prior fiscal year, including over \$950,000 in small business grant awards for those that were negatively impacted by the COVID-19 pandemic. Additionally \$75,000 is budgeted to support pre-award costs associated with the implementation of the County's Community Development Block Grant program. It is anticipated that these funds will be reimbursed to the Lottery and Economic Development Program once block grant funding is recouped in future fiscal years.

Requirements also includes financial support for the Community Prosperity Initiative program, which was created during FY 2019-20. This program allows every participating municipality within the county to invest \$15,000 for local economic development opportunities.

MARION COUNTY FY 2020-21 BUDGET

BY DEPARTMENT

COMMUNITY SERVICES

KEY DEPARTMENT ACCOMPLISHMENTS

- Through the Economic Development Program, the Community Prosperity Initiative (CPI) was established. The CPI places \$300,000 into the hands of cities in Marion County to meet mutually beneficial economic development goals, while building stronger intergovernmental partnerships.
- The Economic Development Program helped forty-seven rural farmers access high speed broadband in the Wheatland-Methany area. This work allowed farmers to gain electronic access to information about agricultural trends and new technologies while expanding the County's capacity to partner with diverse stakeholders to complete innovative projects.
- The Community Resources Network continues to grow and has more than 400 members who share and identify community resources to address unmet needs of organizations and Marion County residents.
- The Children and Families Commission (CFC) welcomed four new appointed members in 2019. CFC members participated in Outward Mindset training and the CFC has implemented this approach as part of its project to improve neighborhoods and promote hope in Northeast Salem. The project is gaining favor with philanthropists, investors, business owners, educators, and members of the faith community who have similar interests.
- In partnership with the Commissioner's Office, Community Services held the 11th annual Marion County Reentry Initiative fundraising event honoring the work of the late Senator Jackie Winters. More than 400 people attended and more than \$35,000 was raised to help remove barriers to education, employment, supports, and medical care for program participants.
- Marion County Dog Services initiated a multi-agency community task force to review current protocols for cruelty and neglect cases, and make it easier for the community to report incidents.
- Marion County Dog Services launched online licensing and created a system for automatic processing of payment plans.
- The weather was perfect for the four days of the fair, which is reflected in the success of the event. The junior market auction made record sales, and new activities like the Pirate's Parrots exhibit, drew fairgoers. The 2019 attendance was up 3%, paid gate sales were up 14%, and food and alcohol revenues were up 9%.
- The Marion County Fair gained 54 new volunteers who used their friendly smiles and helpful attitudes to keep the fair running smoothly and make personal connections with visitors from the community.
- Community Services acquired a license to show the documentary film Resilience: The Biology of Stress & The Science of Hope and hosted a well-attended public viewing at Salem Cinema.

MARION COUNTY FY 2020-21 BUDGET
BY DEPARTMENT
COMMUNITY SERVICES

KEY INDICATORS

1: Support of Reintegration into Communities

Definition and Purpose

On behalf of the Marion County Reentry Initiative, the Community Services Department helps to increase awareness of reentry issues, fundraise, and manage funds that can be used to address factors that contribute to recidivism

Significance

This Key Indicator ties to the county’s strategic plan relating to public safety, specifically Goal #1: Pursue a safe and secure community by protecting the people, property, and economy of Marion County.

Data Units Fiscal Year

Marion County Client Services Fund

FY 16-17 Actual	FY 17-18 Actual	FY 18-19 Actual	FY 19-20 Estimate	FY 20-21 Estimate
\$19,417	\$18,415	\$39,184	\$17,785	\$18,000

Explanation of Trends and Changes

The Marion County Client Services Fund supports reintegration of previously incarcerated individuals by removing barriers to successful transition into the community. Last year's fundraising event was a great success, and fundraising for FY 2020-21 is projected to be slightly higher.

2: Return of Dogs to the Community and Increased Licensing

Definition and Purpose

Marion County Dog Services uses animal sheltering best practices to produce the best outcome for every sheltered dog. This Key Indicator measures the number of dogs that are reunited with their owners, adopted, or placed in another safe environment, as well as the number of licenses issued. Returning dogs to their owners and releasing healthy, safe dogs back into the community via adoption and rescue are primary goals of Marion County Dog Services.

Significance

Marion County Dog Services is responsible for enforcing all provisions of Marion County Code 6.05, including dog licensing and control ordinances. The use of animal sheltering best practices in a shelter’s daily decision-making typically results in a return to the community - or live release - rate of 90 to 94 percent. A key goal of the shelter is to return dogs to their owners and to obtain positive outcomes for as many dogs as safely possible through adoption, fostering, rescue groups, and other partnering shelters. This indicator links to Marion County Goal #3 Health and Community Services: Promote the overall health of people in Marion County by improving the delivery of quality health services and supporting community-based prevention efforts.

The county’s dog control code requires the licensing of dogs by six months of age or when a dog has its permanent canine teeth, whichever happens first. Licensing of dogs keeps our community safe and the revenues collected help to support the Dog Services Program. When a dog is licensed, it increases the likelihood of reuniting a dog with their family, contributes to public safety, and helps to control the spread of rabies to humans.

MARION COUNTY FY 2020-21 BUDGET
BY DEPARTMENT
COMMUNITY SERVICES

Data Units

Percent of lost dogs returned to the community.

FY 16-17 Actual	FY 17-18 Actual	FY 18-19 Actual	FY 19-20 Estimate	FY 20-21 Estimate
Return to the community = 89%	Return to the community = 93.8%	Return to the community = 51%	Return to the community = 55%	Return to the community = 55%

Licenses issued.

FY 16-17 Actual	FY 17-18 Actual	FY 18-19 Actual	FY 19-20 Estimate	FY 20-21 Estimate
New/renewal licenses = 14,811	New/renewal licenses = 13,165	New/renewal licenses = 11,298	New/renewal licenses = 11,500	New/renewal license = 12,000

Explanation of Trends and Changes

As the shelter’s Live Release Rate (LRR) exceeds 90%, the average number of days a dog remains in the shelter rises. Therefore, to combat the rising cost of caring for lost and stray dogs that become eligible for adoption, the shelter has expanded its Foster Families Program. Additionally, the shelter continues to maintain partnerships with rescue groups and other shelters, as well as working strategically with the community to support specific costs, such as food, enrichment, and other donated items.

Dog licensing data continues to reflect decreasing licensing rates. This is attributed to unforeseeable delay in the implementation and availability of online licensing. As the general public transitions its buying behavior to favor online access, the ability to conduct shelter business through online options becomes more important. Dog Services began its online licensing campaign in April 2020.

In FY 2019-20, the projected number of new or renewed dog licenses is 11,500, which represents a 2% increase over FY 2018-19 actual. Licensing efforts for FY 2020-21 are estimated to produce a nearly 5% increase in new or renewed dog licenses issued.

3: Economic Development Projects

Definition and Purpose

Oregon law requires that 2.5% of Oregon Video Lottery net profits be transferred to Oregon counties for local economic development. The public views the economic health of the community in very practical and personal terms, such as the cost of housing compared to income, and commute time to work. The private sector business community looks closely at the cost and ease of doing business and the availability of helpful resources. Marion County is committed to creating a healthy economic environment for residents and businesses alike to grow and thrive.

Lottery funding supports activities aimed at helping communities thrive as great places to live, work, raise a family, and start and grow a business. A portion of lottery funding supports community development, infrastructure projects, organizations that focus on economic development, private businesses, and other economic development priorities.

MARION COUNTY FY 2020-21 BUDGET

BY DEPARTMENT

COMMUNITY SERVICES

Significance

The calendar year Key Indicators measure housing costs, annual income, and travel time to work, which are key economic well-being indicators. Economic development programs strive for a beneficial, or at least a neutral, effect on these important family considerations. Marion County has a role and some influence on housing and transportation in the county. The housing figures and the commute data are from the US Census.

The fiscal year Key Indicators measure monies Marion County invested in rural communities, local businesses, and regional organizations that promote business recruitment and retention, tourism, and private business starts through grants and awards. Support is measured by the number of awards and the amounts that are approved annually for cities, businesses, and organizations that promote economic development in Marion County. These selected indicators support the county strategic priority for economic development and supports the Marion County Goal #5: Demonstrate a supportive attitude toward employers, businesses, and property owners that promote economic development, and high standards of livability in Marion County.

Data Units Calendar Year

Median Monthly Housing Cost

CY 2015 Actual	CY 2016 Actual	CY 2017 Actual	CY 2018 Actual	CY 2019 Actual
\$930	\$939	\$939	\$939	\$941

Median Annual Income

CY 2015 Actual	CY 2016 Actual	CY 2017 Actual	CY 2018 Actual	CY 2019 Actual
\$48,432	\$50,775	\$50,775	\$50,775	\$56,097

Housing Cost as a Percentage of Median Income

CY 2015 Actual	CY 2016 Actual	CY 2017 Actual	CY 2018 Actual	CY 2019 Actual
23%	22%	22%	22%	20%

Mean Travel Time to Work

CY 2015 Actual	CY 2016 Actual	CY 2017 Actual	CY 2018 Actual	CY 2019 Actual
22.3	23.0	23.0	23.0	23.7

Data Units Fiscal Year

Private Investments Leveraged by Business Development Grants

FY 16-17 Actual	FY 17-18 Actual	FY 18-19 Actual	FY 19-20 Estimate	FY 20-21 Estimate
\$1,166,706	\$0	\$0	\$0	\$0

Business Development Grants Recommended by the Economic Development Advisory Board

FY 16-17 Actual	FY 17-18 Actual	FY 18-19 Actual	FY 19-20 Estimate	FY 20-21 Estimate
\$230,000 across 6 awards	\$0	\$0	\$0	\$0

Community Projects Grants Awarded

FY 16-17 Actual	FY 17-18 Actual	FY 18-19 Actual	FY 19-20 Estimate	FY 20-21 Estimate
\$76,027 across 12 awards	\$58,134 across 9 awards	\$35,800 across 3 awards	\$60,000 across 5 awards	\$0

MARION COUNTY FY 2020-21 BUDGET
BY DEPARTMENT
COMMUNITY SERVICES

Regional or Countywide Grants

FY 16-17 Actual	FY 17-18 Actual	FY 18-19 Actual	FY 19-20 Estimate	FY 20-21 Estimate
\$420,000 across 4 awards	\$445,000 across 4 awards	\$845,000 across 4 awards	\$1,365,000 across 826 awards	\$0

Community Prosperity Initiative

FY 16-17 Actual	FY 17-18 Actual	FY 18-19 Actual	FY 19-20 Estimate	FY 20-21 Estimate
n/a	n/a	n/a	\$300,000	\$300,000

Explanation of Trends and Changes

Commuter and housing median data following the recession and housing market meltdown show that Marion County is an attractive place to live, work, and operate a business. In the future, the strong national and state economy, housing pressure influenced partly by issues in the Portland Metro area, and supply of available land may have a negative effect on these quality of life indicators. There are a number of very nuanced facets that can be explored to inform policy options.

Beginning in FY 2017-18, the economic development program began redirecting video lottery dollars from Business Development Grants (BDG) to prioritized countywide infrastructure developments and in the North Santiam River Canyon area. In FY 2018-19, Marion County adopted the economic development strategic plan, which reinforced the importance of using available resources to support larger infrastructure projects and targeted project development. In FY 2019-20 Marion County dissolved the Community Project Grant (CPG) and Technical Assistance Grant (TAG) programs in favor of supporting each city's economic development goals through the Community Prosperity Initiative (CPI) to help grow the economy, create jobs, or improve the standard of living. Data relating to the BDG, CPG, and TAG programs will no longer be captured; however, new data is now captured for CPI.

Due to the unprecedented impact of the COVID-19 pandemic many of Marion County businesses were closed by an executive order issued by Oregon's governor in an effort "to flatten the curve" of the virus. This action was especially hard on small businesses who had limited, if any, access to federal and state relief programs or unemployment benefits. The Economic Development Program issued approximately \$920,000 in grants for 822 Marion County small businesses with five or fewer employees, and who had limited access to other resources or unemployment. This one-time grant program assisted many small businesses during this very difficult time.

4: Fair Attendance

Definition and Purpose

This indicator measures the number of people who attend the annual Marion County Fair. This provides one method of gauging interest in the county fair.

Significance

This Key Indicator supports Marion County Goal #5 Economic Development: Demonstrate a supportive attitude toward employers, businesses, and property owners that promotes economic development and high standards of livability in Marion County. The Marion County Fair's purpose is to promote the diverse agricultural and cultural heritage of Marion County through active participation of its citizens and to provide a pathway for youth involved in 4-H, Future Farmers of America, and others to advance to competition at the Oregon State Fair.

MARION COUNTY FY 2020-21 BUDGET
BY DEPARTMENT
COMMUNITY SERVICES

Data Units Calendar Year

CY 2017 Actual	CY 2018 Actual	CY 2019 Actual	CY 2020 Estimate	CY 2021 Estimate
24,122	22,951	23,500	25,000	25,000

Explanation of Trends and Changes

The 2019 fair included a new layout and hours for Columbia Hall (the exhibit hall) to improve traffic flow. The exhibit hall stage hosted local performing arts and other interactive activities. New fair activities included a pirates and parrot show, Puzzlemania, and an escape room.

Nationally known country artists Jerrod Niemann and Restless Heart were crowd pleasers. Other stage favorites included Gabriele Cox and the Pendleton Highway Band.

For 2020, the fair will continue to host classic activities such as a carnival, games, 4-H and FFA, rodeo, numerous competitions, and more. New attractions under consideration are "maker spaces," new dog-related events, and walk-around entertainment. National country artist, Randy Houser, has already been secured.

MARION COUNTY FY 2020-21 BUDGET

BY DEPARTMENT

COMMUNITY SERVICES

Resources by Fund Detail						
100 - General Fund	Actual FY 17-18	Actual FY 18-19	Budget FY 19-20	Proposed FY 20-21	Approved FY 20-21	Adopted FY 20-21
General Fund Transfers						
381100 Transfer from General Fund	761,025	735,629	853,773	910,285	910,285	910,285
General Fund Transfers Total	761,025	735,629	853,773	910,285	910,285	910,285
General Fund Total	761,025	735,629	853,773	910,285	910,285	910,285
160 - Community Services Grants	Actual FY 17-18	Actual FY 18-19	Budget FY 19-20	Proposed FY 20-21	Approved FY 20-21	Adopted FY 20-21
Interest						
361000 Investment Earnings	1,150	1,400	200	100	100	100
Interest Total	1,150	1,400	200	100	100	100
Other Revenues						
371000 Miscellaneous Income	0	381	0	0	0	0
372000 Over and Short	0	(1)	0	0	0	0
373100 Special Program Donations	32,169	46,219	33,785	33,000	33,000	33,000
373500 Private Foundation Grants	0	2,000	25,000	0	0	0
Other Revenues Total	32,169	48,599	58,785	33,000	33,000	33,000
General Fund Transfers						
381100 Transfer from General Fund	2,000	2,000	5,445	2,000	2,000	2,000
General Fund Transfers Total	2,000	2,000	5,445	2,000	2,000	2,000
Other Fund Transfers						
381180 Transfer from Comm Corrections	0	1,000	1,000	1,000	1,000	1,000
Other Fund Transfers Total	0	1,000	1,000	1,000	1,000	1,000
Net Working Capital						
392000 Net Working Capital Unrestr	112,343	91,680	25,137	33,808	33,808	33,808
Net Working Capital Total	112,343	91,680	25,137	33,808	33,808	33,808
Community Services Grants Total	147,662	144,678	90,567	69,908	69,908	69,908
165 - Lottery and Economic Dev	Actual FY 17-18	Actual FY 18-19	Budget FY 19-20	Proposed FY 20-21	Approved FY 20-21	Adopted FY 20-21
Intergovernmental Federal						
331014 US Dept of Agriculture	40,061	9,939	100,000	0	0	0
Intergovernmental Federal Total	40,061	9,939	100,000	0	0	0
Intergovernmental State						
332021 Video Lottery	1,812,714	1,765,664	1,993,993	1,431,115	1,431,115	1,431,115
Intergovernmental State Total	1,812,714	1,765,664	1,993,993	1,431,115	1,431,115	1,431,115
Charges for Services						
344999 Other Reimbursements	0	50	0	0	0	0
Charges for Services Total	0	50	0	0	0	0
Interest						
361000 Investment Earnings	24,026	39,637	28,000	40,000	40,000	40,000
Interest Total	24,026	39,637	28,000	40,000	40,000	40,000
Other Revenues						
373100 Special Program Donations	0	0	2,500	0	0	0
Other Revenues Total	0	0	2,500	0	0	0

MARION COUNTY FY 2020-21 BUDGET

BY DEPARTMENT

COMMUNITY SERVICES

165 - Lottery and Economic Dev	Actual FY 17-18	Actual FY 18-19	Budget FY 19-20	Proposed FY 20-21	Approved FY 20-21	Adopted FY 20-21
Settlements						
382100 Settlements	250,769	121,403	0	0	0	0
Settlements Total	250,769	121,403	0	0	0	0
Net Working Capital						
392000 Net Working Capital Unrestr	1,977,569	2,273,072	2,491,806	1,154,550	1,154,550	1,154,550
Net Working Capital Total	1,977,569	2,273,072	2,491,806	1,154,550	1,154,550	1,154,550
Lottery and Economic Dev Total	4,105,139	4,209,765	4,616,299	2,625,665	2,625,665	2,625,665
230 - Dog Services	Actual FY 17-18	Actual FY 18-19	Budget FY 19-20	Proposed FY 20-21	Approved FY 20-21	Adopted FY 20-21
Licenses and Permits						
322000 Dog Licenses	302,042	284,148	360,000	282,000	282,000	282,000
322020 Animal Rescue Licenses	875	1,125	500	200	200	200
Licenses and Permits Total	302,917	285,273	360,500	282,200	282,200	282,200
Intergovernmental State						
332990 Other State Revenues	0	9,084	0	0	0	0
Intergovernmental State Total	0	9,084	0	0	0	0
Charges for Services						
341590 Impound Fees	23,734	25,750	22,650	36,000	36,000	36,000
341600 Board Fees	30,217	28,707	28,500	30,000	30,000	30,000
341605 Dog Adoption Fees	47,925	84,568	55,200	100,000	100,000	100,000
341950 Retail Sales	949	723	1,015	500	500	500
341998 Dog Shelter Donation Credits	(1,778)	(1,199)	0	0	0	0
341999 Other Fees	5,842	5,597	6,000	6,800	6,800	6,800
344999 Other Reimbursements	3,593	2,752	2,750	2,750	2,750	2,750
Charges for Services Total	110,482	146,898	116,115	176,050	176,050	176,050
Fines and Forfeitures						
351100 Dog Fines	7,843	4,703	6,500	4,500	4,500	4,500
Fines and Forfeitures Total	7,843	4,703	6,500	4,500	4,500	4,500
Interest						
361000 Investment Earnings	1,371	2,887	900	3,000	3,000	3,000
Interest Total	1,371	2,887	900	3,000	3,000	3,000
Other Revenues						
371000 Miscellaneous Income	10	152	4,400	100	100	100
371100 Recoveries from Collections	3,614	1,899	6,800	1,600	1,600	1,600
372000 Over and Short	(272)	(36)	100	0	0	0
373100 Special Program Donations	17,924	20,442	16,000	11,000	11,000	11,000
373500 Private Foundation Grants	2,000	1,200	0	0	0	0
Other Revenues Total	23,276	23,657	27,300	12,700	12,700	12,700
General Fund Transfers						
381100 Transfer from General Fund	836,710	932,105	1,111,081	1,209,117	1,209,117	1,209,117
General Fund Transfers Total	836,710	932,105	1,111,081	1,209,117	1,209,117	1,209,117

MARION COUNTY FY 2020-21 BUDGET

BY DEPARTMENT

COMMUNITY SERVICES

230 - Dog Services	Actual FY 17-18	Actual FY 18-19	Budget FY 19-20	Proposed FY 20-21	Approved FY 20-21	Adopted FY 20-21
Net Working Capital						
391000 Net Working Capital Restricted	19,396	32,529	44,860	4,000	4,000	4,000
Net Working Capital Total	19,396	32,529	44,860	4,000	4,000	4,000
Dog Services Total	1,301,994	1,437,137	1,667,256	1,691,567	1,691,567	1,691,567
270 - County Fair	Actual FY 17-18	Actual FY 18-19	Budget FY 19-20	Proposed FY 20-21	Approved FY 20-21	Adopted FY 20-21
Intergovernmental State						
332200 County Fair Subsidies	53,167	53,167	53,167	53,167	53,167	53,167
Intergovernmental State Total	53,167	53,167	53,167	53,167	53,167	53,167
Charges for Services						
341530 Gate Receipts	76,791	58,107	67,750	60,000	60,000	60,000
341540 Food Booth Fees	43,375	37,945	35,250	35,500	35,500	35,500
341550 Commercial Space Rental Fees	23,252	15,055	22,000	15,000	15,000	15,000
341555 Sponsor Fees	84,180	83,285	70,000	75,000	75,000	75,000
341560 Carnival Fees	18,273	16,333	16,000	18,000	18,000	18,000
341565 Stall Fees	2,777	2,745	2,750	2,750	2,750	2,750
341580 Camping Fees	7,519	8,824	7,000	8,000	8,000	8,000
341860 Grand Safety Station Fees	495	195	225	200	200	200
344999 Other Reimbursements	92	163	0	0	0	0
Charges for Services Total	256,754	222,651	220,975	214,450	214,450	214,450
Interest						
361000 Investment Earnings	1,517	1,428	950	1,500	1,500	1,500
Interest Total	1,517	1,428	950	1,500	1,500	1,500
Other Revenues						
371000 Miscellaneous Income	20,867	27,562	27,600	17,000	17,000	17,000
372000 Over and Short	0	(100)	0	0	0	0
373100 Special Program Donations	17,047	17,742	18,150	19,000	19,000	19,000
Other Revenues Total	37,914	45,204	45,750	36,000	36,000	36,000
General Fund Transfers						
381100 Transfer from General Fund	135,702	129,940	130,000	70,000	70,000	70,000
General Fund Transfers Total	135,702	129,940	130,000	70,000	70,000	70,000
Net Working Capital						
392000 Net Working Capital Unrestr	161,116	162,919	204,863	194,957	194,957	194,957
Net Working Capital Total	161,116	162,919	204,863	194,957	194,957	194,957
County Fair Total	646,170	615,310	655,705	570,074	570,074	570,074
Community Services Grand Total	6,961,990	7,142,519	7,883,600	5,867,499	5,867,499	5,867,499

MARION COUNTY FY 2020-21 BUDGET

BY DEPARTMENT

COMMUNITY SERVICES

Requirements by Fund Detail

100 - General Fund	Actual FY 17-18	Actual FY 18-19	Budget FY 19-20	Proposed FY 20-21	Approved FY 20-21	Adopted FY 20-21
Personnel Services						
Salaries and Wages						
511110 Regular Wages	314,067	293,015	396,077	438,028	438,028	438,028
511120 Temporary Wages	3,212	9,106	0	0	0	0
511130 Vacation Pay	23,640	21,276	0	0	0	0
511140 Sick Pay	10,495	6,252	0	0	0	0
511150 Holiday Pay	16,983	16,549	0	0	0	0
511160 Comp Time Pay	1,945	893	0	0	0	0
511210 Compensation Credits	12,681	13,510	14,230	14,238	14,238	14,238
511280 Cell Phone Pay	610	241	0	0	0	0
511290 Health Insurance Waiver Pay	0	3,014	4,800	4,800	4,800	4,800
511420 Premium Pay	858	1,765	0	1,156	1,156	1,156
511450 Premium Pay Temps	326	1,252	0	0	0	0
Salaries and Wages Total	384,818	366,873	415,107	458,222	458,222	458,222
Fringe Benefits						
512010 Fringe Benefits Budget Only	0	0	0	428	428	428
512110 PERS	77,141	68,514	95,267	104,896	104,896	104,896
512120 401K	7,870	8,401	8,971	10,088	10,088	10,088
512130 PERS Debt Service	15,531	16,022	22,001	24,453	24,453	24,453
512200 FICA	28,247	27,351	31,157	34,236	34,236	34,236
512310 Medical Insurance	102,246	77,750	80,880	82,800	82,800	82,800
512320 Dental Insurance	9,657	6,993	8,040	6,960	6,960	6,960
512330 Group Term Life Insurance	692	625	745	824	824	824
512340 Long Term Disability Insurance	1,403	1,239	1,672	1,846	1,846	1,846
512400 Unemployment Insurance	1,228	1,106	1,537	1,372	1,372	1,372
512520 Workers Comp Insurance	153	142	200	200	200	200
512600 Wellness Program	262	244	280	280	280	280
512610 Employee Assistance Program	194	198	238	238	238	238
512700 County HSA Contributions	650	0	0	0	0	0
Fringe Benefits Total	245,274	208,587	250,988	268,621	268,621	268,621
Personnel Services Total	630,092	575,460	666,095	726,843	726,843	726,843
Materials and Services						
Supplies						
521010 Office Supplies	1,862	2,244	5,500	4,522	4,522	4,522
521070 Departmental Supplies	0	177	0	500	500	500
521090 Uniforms and Clothing	13	14	0	0	0	0
521110 First Aid Supplies	0	51	100	100	100	100
521190 Publications	457	0	1,400	1,200	1,200	1,200
Supplies Total	2,332	2,487	7,000	6,322	6,322	6,322

MARION COUNTY FY 2020-21 BUDGET

BY DEPARTMENT

COMMUNITY SERVICES

100 - General Fund	Actual FY 17-18	Actual FY 18-19	Budget FY 19-20	Proposed FY 20-21	Approved FY 20-21	Adopted FY 20-21
Materials and Services						
Materials						
522150 Small Office Equipment	119	792	4,000	3,000	3,000	3,000
522160 Small Departmental Equipment	0	31	0	0	0	0
522170 Computers Non Capital	1,118	5,611	2,300	2,500	2,500	2,500
522180 Software	244	2,055	1,000	1,000	1,000	1,000
Materials Total	1,481	8,490	7,300	6,500	6,500	6,500
Communications						
523010 Telephone Equipment	100	0	150	150	150	150
523040 Data Connections	1,440	1,306	1,500	1,000	1,000	1,000
523050 Postage	254	114	300	300	300	300
523060 Cellular Phones	1,311	1,739	1,350	1,350	1,350	1,350
523090 Long Distance Charges	0	0	100	100	100	100
Communications Total	3,105	3,159	3,400	2,900	2,900	2,900
Utilities						
524010 Electricity	4,398	4,824	5,060	4,578	4,578	4,578
524020 City Operations and St Lights	3	3	3	3	3	3
524040 Natural Gas	41	43	46	49	49	49
524050 Water	84	74	76	86	86	86
524070 Sewer	185	164	168	178	178	178
524090 Garbage Disposal and Recycling	376	383	277	293	293	293
Utilities Total	5,087	5,491	5,630	5,187	5,187	5,187
Contracted Services						
525110 Consulting Services	0	0	18,000	20,000	20,000	20,000
525450 Subscription Services	713	635	960	1,000	1,000	1,000
525710 Printing Services	138	292	2,000	1,000	1,000	1,000
525715 Advertising	26	405	500	500	500	500
525740 Document Disposal Services	50	79	250	250	250	250
525999 Other Contracted Services	0	10,000	0	0	0	0
Contracted Services Total	927	11,411	21,710	22,750	22,750	22,750
Repairs and Maintenance						
526010 Office Equipment Maintenance	0	0	250	250	250	250
526030 Building Maintenance	3,426	574	1,000	1,500	1,500	1,500
Repairs and Maintenance Total	3,426	574	1,250	1,750	1,750	1,750
Rentals						
527120 Motor Pool Mileage	770	192	1,000	1,000	1,000	1,000
527130 Parking	111	0	100	100	100	100
527240 Condo Assn Assessments	5,106	4,779	5,212	6,624	6,624	6,624
527300 Equipment Rental	6,874	7,699	9,300	8,000	8,000	8,000
Rentals Total	12,861	12,671	15,612	15,724	15,724	15,724

MARION COUNTY FY 2020-21 BUDGET

BY DEPARTMENT

COMMUNITY SERVICES

100 - General Fund	Actual FY 17-18	Actual FY 18-19	Budget FY 19-20	Proposed FY 20-21	Approved FY 20-21	Adopted FY 20-21
Materials and Services						
Miscellaneous						
529110 Mileage Reimbursement	162	283	500	600	600	600
529120 Commercial Travel	46	346	1,000	2,500	2,500	2,500
529130 Meals	112	210	400	400	400	400
529140 Lodging	701	0	300	1,500	1,500	1,500
529210 Meetings	1,925	1,804	6,500	3,500	3,500	3,500
529220 Conferences	550	0	1,000	2,000	2,000	2,000
529230 Training	1,520	3,455	5,000	3,000	3,000	3,000
529300 Dues and Memberships	310	128	1,000	1,000	1,000	1,000
529650 Pre Employment Costs	0	108	100	100	100	100
529740 Fairs and Shows	21	25	300	3,000	3,000	3,000
529910 Awards and Recognition	12	0	100	100	100	100
529999 Miscellaneous Expense	(50)	180	262	500	500	500
Miscellaneous Total	5,308	6,539	16,462	18,200	18,200	18,200
Materials and Services Total	34,527	50,823	78,364	79,333	79,333	79,333
Administrative Charges						
611100 County Admin Allocation	7,868	8,197	9,301	8,141	8,141	8,141
611210 Facilities Mgt Allocation	11,729	11,782	13,661	13,795	13,795	13,795
611220 Custodial Allocation	8,503	8,374	9,904	10,557	10,557	10,557
611230 Courier Allocation	293	257	277	299	299	299
611250 Risk Management Allocation	880	889	1,147	1,164	1,164	1,164
611255 Benefits Allocation	1,694	1,769	1,814	0	0	0
611260 Human Resources Allocation	6,110	6,750	7,846	9,960	9,960	9,960
611300 Legal Services Allocation	14,520	17,366	12,302	13,319	13,319	13,319
611400 Information Tech Allocation	12,958	13,571	15,298	12,327	12,327	12,327
611410 FIMS Allocation	10,501	10,136	9,390	7,924	7,924	7,924
611420 Telecommunications Allocation	2,120	1,963	1,996	1,411	1,411	1,411
611430 Info Tech Direct Charges	3,705	14,628	13,211	9,537	9,537	9,537
611600 Finance Allocation	10,752	7,707	7,751	9,011	9,011	9,011
611800 MCBEE Allocation	177	160	423	1,084	1,084	1,084
612100 IT Equipment Use Charges	996	1,497	1,093	1,780	1,780	1,780
614100 Liability Insurance Allocation	2,100	2,700	2,300	2,400	2,400	2,400
614200 WC Insurance Allocation	1,500	1,600	1,600	1,400	1,400	1,400
Administrative Charges Total	96,406	109,346	109,314	104,109	104,109	104,109
General Fund Total	761,025	735,628	853,773	910,285	910,285	910,285
160 - Community Services Grants	Actual FY 17-18	Actual FY 18-19	Budget FY 19-20	Proposed FY 20-21	Approved FY 20-21	Adopted FY 20-21
Materials and Services						
Supplies						
521190 Publications	677	0	0	0	0	0
Supplies Total	677	0	0	0	0	0

MARION COUNTY FY 2020-21 BUDGET

BY DEPARTMENT

COMMUNITY SERVICES

160 - Community Services Grants	Actual FY 17-18	Actual FY 18-19	Budget FY 19-20	Proposed FY 20-21	Approved FY 20-21	Adopted FY 20-21
Materials and Services						
Contracted Services						
525155 Credit Card Fees	1,446	1,847	800	1,500	1,500	1,500
525330 Transportation Services	658	0	2,500	2,500	2,500	2,500
525430 Programming and Data Services	107	0	0	0	0	0
525440 Client Assistance	3,790	3,601	26,284	36,007	36,007	36,007
525450 Subscription Services	0	99	0	0	0	0
525710 Printing Services	597	0	0	0	0	0
525999 Other Contracted Services	32,725	44,609	40,080	20,040	20,040	20,040
Contracted Services Total	39,322	50,156	69,664	60,047	60,047	60,047
Repairs and Maintenance						
526021 Computer Software Maintenance	30	0	0	0	0	0
Repairs and Maintenance Total	30	0	0	0	0	0
Rentals						
527130 Parking	8	0	0	0	0	0
Rentals Total	8	0	0	0	0	0
Miscellaneous						
529210 Meetings	7,801	7,742	1,700	1,500	1,500	1,500
529220 Conferences	120	0	0	0	0	0
529230 Training	0	461	0	0	0	0
529590 Special Programs Other	6,468	14,344	0	0	0	0
529910 Awards and Recognition	277	28	0	0	0	0
529999 Miscellaneous Expense	1,279	101	6,850	0	0	0
Miscellaneous Total	15,944	22,675	8,550	1,500	1,500	1,500
Materials and Services Total	55,982	72,831	78,214	61,547	61,547	61,547
Administrative Charges						
611100 County Admin Allocation	0	702	1,441	394	394	394
611400 Information Tech Allocation	0	2,531	2,111	1,307	1,307	1,307
611410 FIMS Allocation	0	1,810	3,077	833	833	833
611420 Telecommunications Allocation	0	336	266	123	123	123
611430 Info Tech Direct Charges	0	2,727	1,888	867	867	867
611600 Finance Allocation	0	3,551	3,289	1,744	1,744	1,744
611800 MCBEE Allocation	0	28	138	114	114	114
612100 IT Equipment Use Charges	0	272	143	178	178	178
Administrative Charges Total	0	11,957	12,353	5,560	5,560	5,560
Transfers Out						
561180 Transfer to Comm Corrections	0	34,753	0	0	0	0
Transfers Out Total	0	34,753	0	0	0	0
Contingency						
571010 Contingency	0	0	0	2,801	2,801	2,801
Contingency Total	0	0	0	2,801	2,801	2,801

MARION COUNTY FY 2020-21 BUDGET

BY DEPARTMENT

COMMUNITY SERVICES

Community Services Grants Total	55,982	119,541	90,567	69,908	69,908	69,908
165 - Lottery and Economic Dev	Actual FY 17-18	Actual FY 18-19	Budget FY 19-20	Proposed FY 20-21	Approved FY 20-21	Adopted FY 20-21
Personnel Services						
Salaries and Wages						
511110 Regular Wages	128,015	143,875	219,706	217,220	217,220	217,220
511130 Vacation Pay	3,868	7,813	0	0	0	0
511140 Sick Pay	3,806	1,213	0	0	0	0
511150 Holiday Pay	5,386	7,736	0	0	0	0
511240 Leave Payoff	0	4,948	0	0	0	0
511280 Cell Phone Pay	128	0	0	0	0	0
Salaries and Wages Total	141,203	165,584	219,706	217,220	217,220	217,220
Fringe Benefits						
512110 PERS	20,872	22,071	50,423	49,853	49,853	49,853
512120 401K	1,955	2,024	2,064	2,048	2,048	2,048
512130 PERS Debt Service	13,546	15,638	11,644	11,621	11,621	11,621
512200 FICA	10,489	12,420	16,707	16,567	16,567	16,567
512310 Medical Insurance	30,990	33,473	48,528	49,680	49,680	49,680
512320 Dental Insurance	3,001	3,052	4,824	4,176	4,176	4,176
512330 Group Term Life Insurance	260	275	413	409	409	409
512340 Long Term Disability Insurance	537	570	928	916	916	916
512400 Unemployment Insurance	452	497	814	652	652	652
512520 Workers Comp Insurance	53	54	90	90	90	90
512600 Wellness Program	80	83	120	120	120	120
512610 Employee Assistance Program	59	66	102	102	102	102
Fringe Benefits Total	82,293	90,222	136,657	136,234	136,234	136,234
Personnel Services Total	223,496	255,806	356,363	353,454	353,454	353,454
Materials and Services						
Supplies						
521010 Office Supplies	30	39	400	600	600	600
Supplies Total	30	39	400	600	600	600
Materials						
522150 Small Office Equipment	2,566	0	2,800	2,155	2,155	2,155
522170 Computers Non Capital	3,604	0	1,920	0	0	0
522180 Software	956	0	1,000	3,000	3,000	3,000
Materials Total	7,126	0	5,720	5,155	5,155	5,155
Communications						
523040 Data Connections	0	602	0	1,500	1,500	1,500
523050 Postage	0	46	0	0	0	0
523060 Cellular Phones	1,363	617	2,000	2,000	2,000	2,000
Communications Total	1,363	1,265	2,000	3,500	3,500	3,500
Contracted Services						
525360 Public Works Services	3,049	0	0	0	0	0
525450 Subscription Services	188	190	250	3,268	3,268	3,268

MARION COUNTY FY 2020-21 BUDGET

BY DEPARTMENT

COMMUNITY SERVICES

165 - Lottery and Economic Dev	Actual FY 17-18	Actual FY 18-19	Budget FY 19-20	Proposed FY 20-21	Approved FY 20-21	Adopted FY 20-21
Materials and Services						
525710 Printing Services	47	0	100	150	150	150
525715 Advertising	418	20	1,500	1,800	1,800	1,800
525735 Mail Services	11	0	0	0	0	0
525999 Other Contracted Services	810,452	870,916	2,797,565	1,597,856	1,597,856	1,597,856
Contracted Services Total	814,165	871,126	2,799,415	1,603,074	1,603,074	1,603,074
Repairs and Maintenance						
526021 Computer Software Maintenance	139	0	0	0	0	0
Repairs and Maintenance Total	139	0	0	0	0	0
Rentals						
527120 Motor Pool Mileage	0	0	1,000	1,000	1,000	1,000
527130 Parking	52	32	630	650	650	650
Rentals Total	52	32	1,630	1,650	1,650	1,650
Miscellaneous						
529110 Mileage Reimbursement	2,391	3,250	3,975	4,500	4,500	4,500
529120 Commercial Travel	61	602	3,300	4,000	4,000	4,000
529130 Meals	95	261	2,440	2,810	2,810	2,810
529140 Lodging	1,166	1,358	3,990	4,000	4,000	4,000
529210 Meetings	2,274	1,254	2,000	2,000	2,000	2,000
529220 Conferences	3,980	2,041	6,575	4,557	4,557	4,557
529230 Training	792	1,733	5,100	5,744	5,744	5,744
529300 Dues and Memberships	750	750	1,000	1,050	1,050	1,050
529999 Miscellaneous Expense	605	17	500	0	0	0
Miscellaneous Total	12,114	11,266	28,880	28,661	28,661	28,661
Materials and Services Total	834,990	883,727	2,838,045	1,642,640	1,642,640	1,642,640
Administrative Charges						
611100 County Admin Allocation	12,244	16,471	18,485	21,634	21,634	21,634
611230 Courier Allocation	93	125	138	159	159	159
611250 Risk Management Allocation	294	434	559	613	613	613
611255 Benefits Allocation	543	863	903	0	0	0
611260 Human Resources Allocation	1,957	3,294	3,909	5,329	5,329	5,329
611300 Legal Services Allocation	137	764	1,134	2,613	2,613	2,613
611400 Information Tech Allocation	36,178	50,208	56,976	62,569	62,569	62,569
611410 FIMS Allocation	29,433	37,110	34,270	40,683	40,683	40,683
611420 Telecommunications Allocation	5,851	7,292	7,246	7,241	7,241	7,241
611430 Info Tech Direct Charges	10,295	54,542	48,757	48,263	48,263	48,263
611600 Finance Allocation	52,324	60,124	66,485	99,912	99,912	99,912
611800 MCBEE Allocation	499	588	1,544	5,566	5,566	5,566
612100 IT Equipment Use Charges	2,775	5,511	4,085	8,989	8,989	8,989
614100 Liability Insurance Allocation	700	1,300	1,100	1,300	1,300	1,300
614200 WC Insurance Allocation	500	800	800	700	700	700
Administrative Charges Total	153,823	239,426	246,391	305,571	305,571	305,571

MARION COUNTY FY 2020-21 BUDGET

BY DEPARTMENT

COMMUNITY SERVICES

165 - Lottery and Economic Dev	Actual FY 17-18	Actual FY 18-19	Budget FY 19-20	Proposed FY 20-21	Approved FY 20-21	Adopted FY 20-21
Debt Service Principal						
541100 Principal Payments	271,091	0	0	0	0	0
Debt Service Principal Total	271,091	0	0	0	0	0
Debt Service Interest						
542100 Interest Payments	4,832	0	0	0	0	0
Debt Service Interest Total	4,832	0	0	0	0	0
Special Payments						
551400 Community Support	0	0	851,500	0	0	0
Special Payments Total	0	0	851,500	0	0	0
Transfers Out						
561305 Transfer to Land Use Planning	324,000	324,000	324,000	324,000	324,000	324,000
561480 Xfer to Capital Impr Projects	19,836	15,000	0	0	0	0
Transfers Out Total	343,836	339,000	324,000	324,000	324,000	324,000
Contingency						
571010 Contingency	0	0	0	0	0	0
Contingency Total	0	0	0	0	0	0
Ending Fund Balance						
573010 Unapprop Ending Fund Balance	0	0	0	0	0	0
Ending Fund Balance Total	0	0	0	0	0	0
Lottery and Economic Dev Total	1,832,067	1,717,959	4,616,299	2,625,665	2,625,665	2,625,665
230 - Dog Services	Actual FY 17-18	Actual FY 18-19	Budget FY 19-20	Proposed FY 20-21	Approved FY 20-21	Adopted FY 20-21
Personnel Services						
Salaries and Wages						
511110 Regular Wages	385,238	394,714	577,754	612,835	612,835	612,835
511120 Temporary Wages	0	13,488	0	0	0	0
511130 Vacation Pay	15,265	22,160	0	0	0	0
511140 Sick Pay	14,388	15,300	0	0	0	0
511150 Holiday Pay	20,884	20,020	0	0	0	0
511160 Comp Time Pay	5,756	2,636	0	0	0	0
511210 Compensation Credits	9,452	3,723	3,798	3,955	3,955	3,955
511240 Leave Payoff	13,678	3,742	0	0	0	0
511280 Cell Phone Pay	0	15	0	0	0	0
511420 Premium Pay	5,474	9,026	11,149	8,046	8,046	8,046
511450 Premium Pay Temps	0	34	0	0	0	0
Salaries and Wages Total	470,136	484,859	592,701	624,836	624,836	624,836
Fringe Benefits						
512010 Fringe Benefits Budget Only	0	0	0	2,976	2,976	2,976
512110 PERS	58,456	69,494	133,465	141,554	141,554	141,554
512120 401K	728	1,700	3,638	3,900	3,900	3,900
512130 PERS Debt Service	30,548	39,137	30,822	32,998	32,998	32,998

MARION COUNTY FY 2020-21 BUDGET

BY DEPARTMENT

COMMUNITY SERVICES

230 - Dog Services	Actual FY 17-18	Actual FY 18-19	Budget FY 19-20	Proposed FY 20-21	Approved FY 20-21	Adopted FY 20-21
Personnel Services						
512200 FICA	34,615	35,898	44,011	46,695	46,695	46,695
512310 Medical Insurance	168,941	165,915	194,112	198,720	198,720	198,720
512320 Dental Insurance	15,533	14,991	19,296	16,704	16,704	16,704
512330 Group Term Life Insurance	806	814	1,084	1,155	1,155	1,155
512340 Long Term Disability Insurance	1,661	1,674	2,428	2,587	2,587	2,587
512400 Unemployment Insurance	1,496	1,455	2,150	1,852	1,852	1,852
512520 Workers Comp Insurance	279	263	360	360	360	360
512600 Wellness Program	428	409	480	480	480	480
512610 Employee Assistance Program	316	330	408	408	408	408
512700 County HSA Contributions	706	1,300	1,300	1,300	1,300	1,300
Fringe Benefits Total	314,514	333,381	433,554	451,689	451,689	451,689
Personnel Services Total	784,650	818,240	1,026,255	1,076,525	1,076,525	1,076,525
Materials and Services						
Supplies						
521010 Office Supplies	4,200	2,947	3,000	3,000	3,000	3,000
521030 Field Supplies	158	(148)	1,000	898	898	898
521050 Janitorial Supplies	8,065	10,294	11,000	13,500	13,500	13,500
521070 Departmental Supplies	7,309	7,127	10,300	10,012	10,012	10,012
521080 Food Supplies	2,513	2,891	3,500	1,000	1,000	1,000
521090 Uniforms and Clothing	1,119	206	4,000	2,100	2,100	2,100
521100 Medical Supplies	7,824	7,009	15,232	14,500	14,500	14,500
521120 Drugs	5,771	6,048	6,500	7,000	7,000	7,000
521140 Vaccines	9,124	10,460	13,000	6,604	6,604	6,604
521170 Educational Supplies	0	42	50	100	100	100
521190 Publications	14	0	50	50	50	50
521210 Gasoline	5,073	5,138	5,000	5,000	5,000	5,000
521300 Safety Clothing	3	48	300	800	800	800
Supplies Total	51,173	52,062	72,932	64,564	64,564	64,564
Materials						
522060 Sign Materials	0	332	300	200	200	200
522150 Small Office Equipment	0	445	1,500	1,600	1,600	1,600
522160 Small Departmental Equipment	2,505	0	1,500	850	850	850
522170 Computers Non Capital	0	0	1,000	1,000	1,000	1,000
522180 Software	286	0	14,818	0	0	0
Materials Total	2,791	777	19,118	3,650	3,650	3,650
Communications						
523010 Telephone Equipment	0	0	100	100	100	100
523040 Data Connections	1,920	2,320	2,000	1,600	1,600	1,600
523050 Postage	19	21	1,240	45	45	45
523060 Cellular Phones	2,431	3,086	1,500	4,000	4,000	4,000

MARION COUNTY FY 2020-21 BUDGET

BY DEPARTMENT

COMMUNITY SERVICES

230 - Dog Services	Actual FY 17-18	Actual FY 18-19	Budget FY 19-20	Proposed FY 20-21	Approved FY 20-21	Adopted FY 20-21
Materials and Services						
523090 Long Distance Charges	191	215	200	225	225	225
523100 Radios and Accessories	0	529	0	0	0	0
Communications Total	4,562	6,171	5,040	5,970	5,970	5,970
Utilities						
524010 Electricity	14,291	17,257	15,770	16,072	16,072	16,072
524020 City Operations and St Lights	0	8	8	8	8	8
524040 Natural Gas	6,568	3,459	6,306	6,222	6,222	6,222
524050 Water	0	4,723	4,867	4,867	4,867	4,867
524070 Sewer	0	9,273	8,802	9,699	9,699	9,699
524090 Garbage Disposal and Recycling	1,539	1,588	1,570	1,626	1,626	1,626
Utilities Total	22,398	36,309	37,323	38,494	38,494	38,494
Contracted Services						
525110 Consulting Services	0	0	200	500	500	500
525155 Credit Card Fees	5,645	5,409	7,500	7,500	7,500	7,500
525175 Temporary Staffing	4,625	0	0	0	0	0
525305 Veterinary Services	23,260	42,446	55,870	47,200	47,200	47,200
525320 Food Services	0	39	0	0	0	0
525360 Public Works Services	0	410	0	0	0	0
525450 Subscription Services	0	390	400	552	552	552
525710 Printing Services	2,324	1,179	2,500	2,500	2,500	2,500
525715 Advertising	15	1,300	550	600	600	600
525735 Mail Services	9,812	7,974	13,500	11,000	11,000	11,000
525740 Document Disposal Services	44	0	0	0	0	0
525770 Interpreters and Translators	150	0	400	500	500	500
525999 Other Contracted Services	58,797	117,621	71,691	75,000	75,000	75,000
Contracted Services Total	104,672	176,765	152,611	145,352	145,352	145,352
Repairs and Maintenance						
526010 Office Equipment Maintenance	65	65	100	100	100	100
526014 Radio Maintenance	109	0	200	200	200	200
526021 Computer Software Maintenance	0	0	0	14,818	14,818	14,818
526030 Building Maintenance	10,516	15,587	8,500	11,000	11,000	11,000
Repairs and Maintenance Total	10,689	15,652	8,800	26,118	26,118	26,118
Rentals						
527110 Fleet Leases	15,372	14,544	15,400	14,176	14,176	14,176
527120 Motor Pool Mileage	9	0	0	0	0	0
527130 Parking	0	0	100	100	100	100
527300 Equipment Rental	4,327	4,840	5,500	5,500	5,500	5,500
Rentals Total	19,707	19,384	21,000	19,776	19,776	19,776

MARION COUNTY FY 2020-21 BUDGET

BY DEPARTMENT

COMMUNITY SERVICES

230 - Dog Services	Actual FY 17-18	Actual FY 18-19	Budget FY 19-20	Proposed FY 20-21	Approved FY 20-21	Adopted FY 20-21
Materials and Services						
Insurance						
528415 Auto Claims	883	0	0	0	0	0
Insurance Total	883	0	0	0	0	0
Miscellaneous						
529110 Mileage Reimbursement	170	68	250	250	250	250
529120 Commercial Travel	559	525	3,400	3,550	3,550	3,550
529130 Meals	210	589	2,100	2,100	2,100	2,100
529140 Lodging	1,708	1,206	4,500	4,500	4,500	4,500
529210 Meetings	288	204	500	1,000	1,000	1,000
529220 Conferences	1,627	0	1,900	3,319	3,319	3,319
529230 Training	1,537	708	2,500	2,500	2,500	2,500
529300 Dues and Memberships	210	320	700	700	700	700
529650 Pre Employment Costs	105	108	100	100	100	100
529830 Dog Licenses	2,038	147	2,200	500	500	500
529840 Professional Licenses	225	225	300	300	300	300
529860 Permits	20	20	20	20	20	20
529999 Miscellaneous Expense	0	0	1,950	200	200	200
Miscellaneous Total	8,698	4,121	20,420	19,039	19,039	19,039
Materials and Services Total	225,573	311,241	337,244	322,963	322,963	322,963
Administrative Charges						
611100 County Admin Allocation	13,871	14,769	17,313	15,342	15,342	15,342
611210 Facilities Mgt Allocation	53,303	53,545	62,086	62,697	62,697	62,697
611230 Courier Allocation	612	525	569	576	576	576
611250 Risk Management Allocation	3,618	1,777	2,148	2,390	2,390	2,390
611255 Benefits Allocation	3,552	3,610	3,726	0	0	0
611260 Human Resources Allocation	12,803	13,775	16,122	19,221	19,221	19,221
611300 Legal Services Allocation	98,570	85,490	106,375	102,538	102,538	102,538
611400 Information Tech Allocation	18,472	21,166	25,850	22,226	22,226	22,226
611410 FIMS Allocation	14,994	15,624	15,452	14,512	14,512	14,512
611420 Telecommunications Allocation	2,968	3,085	3,257	2,577	2,577	2,577
611430 Info Tech Direct Charges	5,353	23,056	22,019	17,051	17,051	17,051
611600 Finance Allocation	14,649	15,212	18,991	19,959	19,959	19,959
611800 MCBEE Allocation	254	248	696	1,986	1,986	1,986
612100 IT Equipment Use Charges	1,423	2,313	1,853	3,204	3,204	3,204
614100 Liability Insurance Allocation	10,200	4,400	3,900	3,900	3,900	3,900
614200 WC Insurance Allocation	4,600	4,200	3,400	3,900	3,900	3,900
Administrative Charges Total	259,242	262,795	303,757	292,079	292,079	292,079
Dog Services Total	1,269,465	1,392,276	1,667,256	1,691,567	1,691,567	1,691,567

MARION COUNTY FY 2020-21 BUDGET

BY DEPARTMENT

COMMUNITY SERVICES

270 - County Fair	Actual FY 17-18	Actual FY 18-19	Budget FY 19-20	Proposed FY 20-21	Approved FY 20-21	Adopted FY 20-21
Personnel Services						
Salaries and Wages						
511120 Temporary Wages	3,786	4,405	10,752	5,832	5,832	5,832
511450 Premium Pay Temps	0	4	0	1,000	1,000	1,000
Salaries and Wages Total	3,786	4,408	10,752	6,832	6,832	6,832
Fringe Benefits						
512200 FICA	290	337	823	447	447	447
512400 Unemployment Insurance	12	13	0	0	0	0
512520 Workers Comp Insurance	4	4	30	30	30	30
Fringe Benefits Total	306	355	853	477	477	477
Personnel Services Total	4,092	4,763	11,605	7,309	7,309	7,309
Materials and Services						
Supplies						
521010 Office Supplies	80	82	100	100	100	100
Supplies Total	80	82	100	100	100	100
Materials						
522180 Software	350	350	350	360	360	360
Materials Total	350	350	350	360	360	360
Communications						
523050 Postage	94	66	150	100	100	100
523090 Long Distance Charges	9	13	20	20	20	20
Communications Total	103	79	170	120	120	120
Contracted Services						
525110 Consulting Services	35,000	30,000	35,000	35,000	35,000	35,000
525155 Credit Card Fees	375	481	600	100	100	100
525158 Armored Car Services	55	0	250	250	250	250
525225 Ambulance Services	0	0	4,400	4,500	4,500	4,500
525350 Janitorial Services	5,535	5,535	6,220	5,700	5,700	5,700
525555 Security Services	16,877	0	12,100	13,000	13,000	13,000
525710 Printing Services	0	1,559	330	3,220	3,220	3,220
525715 Advertising	67,375	59,342	60,500	65,000	65,000	65,000
525910 Fair 4H Contract	8,000	11,000	12,500	11,000	11,000	11,000
525915 Fair FFA Contract	6,176	6,122	6,200	6,300	6,300	6,300
525920 Fair Open Class	247	1,383	1,150	1,450	1,450	1,450
525925 Fair Entertainers	72,260	73,410	68,650	68,000	68,000	68,000
525930 Fair Events and Activities	47,717	59,825	46,200	47,931	47,931	47,931
525940 Fair Talent Show	0	1,175	1,275	1,000	1,000	1,000
525945 Fair Clean Up	9,909	4,286	5,000	5,200	5,200	5,200
525999 Other Contracted Services	0	18,427	201,377	131,891	131,891	131,891
Contracted Services Total	269,526	272,543	461,752	399,542	399,542	399,542
Rentals						
527210 Building Rental Private	1,112	0	0	0	0	0
527230 Fairgrounds Rental	11,413	7,490	13,955	14,180	14,180	14,180
527231 Fairgrounds Rental in Trade	78,145	59,940	60,750	41,500	41,500	41,500

MARION COUNTY FY 2020-21 BUDGET

BY DEPARTMENT

COMMUNITY SERVICES

270 - County Fair	Actual FY 17-18	Actual FY 18-19	Budget FY 19-20	Proposed FY 20-21	Approved FY 20-21	Adopted FY 20-21
Materials and Services						
527300 Equipment Rental	0	5,836	0	0	0	0
527310 Fair Equipment Rentals	43,883	31,330	46,200	54,050	54,050	54,050
Rentals Total	134,553	104,597	120,905	109,730	109,730	109,730
Insurance						
528110 Liability Insurance Premiums	4,022	4,205	5,770	4,500	4,500	4,500
528210 Public Official Bonds	950	1,350	2,000	1,400	1,400	1,400
Insurance Total	4,972	5,555	7,770	5,900	5,900	5,900
Miscellaneous						
529110 Mileage Reimbursement	0	34	100	100	100	100
529130 Meals	0	60	450	450	450	450
529140 Lodging	0	0	200	200	200	200
529210 Meetings	171	0	200	200	200	200
529220 Conferences	1,175	815	1,100	1,100	1,100	1,100
529300 Dues and Memberships	1,554	1,000	1,400	2,800	2,800	2,800
529860 Permits	0	0	0	675	675	675
529999 Miscellaneous Expense	0	188	100	0	0	0
Miscellaneous Total	2,900	2,098	3,550	5,525	5,525	5,525
Materials and Services Total	412,485	385,303	594,597	521,277	521,277	521,277
Administrative Charges						
611100 County Admin Allocation	2,437	2,855	3,919	3,875	3,875	3,875
611230 Courier Allocation	44	46	50	56	56	56
611250 Risk Management Allocation	98	0	0	31	31	31
611255 Benefits Allocation	257	319	329	0	0	0
611260 Human Resources Allocation	927	1,217	1,424	1,852	1,852	1,852
611300 Legal Services Allocation	1,809	982	1,244	816	816	816
611410 FIMS Allocation	4,927	5,379	6,471	6,452	6,452	6,452
611600 Finance Allocation	8,135	9,497	14,274	17,423	17,423	17,423
611800 MCBEE Allocation	83	86	292	883	883	883
614100 Liability Insurance Allocation	200	0	0	100	100	100
614200 WC Insurance Allocation	200	0	0	0	0	0
Administrative Charges Total	19,117	20,381	28,003	31,488	31,488	31,488
Transfers Out						
561100 Transfer to General Fund	47,557	0	0	0	0	0
Transfers Out Total	47,557	0	0	0	0	0
Contingency						
571010 Contingency	0	0	21,500	10,000	10,000	10,000
Contingency Total	0	0	21,500	10,000	10,000	10,000
County Fair Total	483,251	410,447	655,705	570,074	570,074	570,074
Community Services Grand Total	4,401,790	4,375,852	7,883,600	5,867,499	5,867,499	5,867,499

MARION COUNTY FY 2020-21 BUDGET
BY DEPARTMENT
COMMUNITY SERVICES

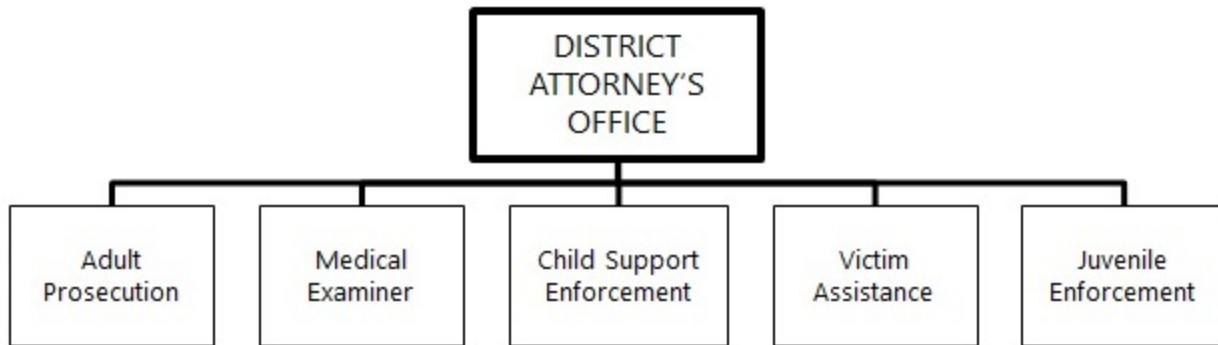
THIS PAGE HAS BEEN INTENTIONALLY LEFT BLANK

MARION COUNTY FY 2020-21 BUDGET

BY DEPARTMENT

DISTRICT ATTORNEY'S OFFICE

DISTRICT ATTORNEY'S OFFICE



MISSION STATEMENT

The District Attorney's Office is responsible for seeking justice through promoting accountability for criminal offenders; interpreting, enforcing, and executing law; responding to the concerns of victims and the public; and working cooperatively with members of the justice system.

GOALS AND OBJECTIVES

- Goal 1 Aggressively prosecute and prioritize violent and person-to-person crimes through both adult prosecution and juvenile delinquency court.
- Goal 2 Protect children and families.
 - Objective 1 Support efforts of Marion County to promote child abuse prevention, early childhood development, and family preservation.
 - Objective 2 Support domestic violence prosecution team and promote Domestic Violence Council's effort to increase community awareness.
 - Objective 3 Support child abuse prosecution team and promote efforts of Marion County Child Abuse Multidisciplinary Team (MDT).
- Goal 3 Collaborate with the community and public safety partners to address substance abuse, behavioral health concerns, and support quality community corrections programs.
 - Objective 1 Promote and implement the strategic plan developed by the Marion County Public Safety Coordinating Council as established in House Bill 3194, Justice Reinvestment.
 - Objective 2 Promote and increase efforts of the Marion County Public Safety Coordinating Council to address the proliferation of controlled substances and related public safety concerns in the community.
 - Objective 3 Promote and increase efforts of the Marion County Public Safety Coordinating Council to respond to increasing behavioral health issues that are the genesis of some criminal conduct.
- Goal 4 Advocate for victims of crime and provide assistance and information that empowers victims to make informed decisions not only in their personal lives but also with regard to their participation in the criminal justice system and the exercise of their rights.
 - Objective 1 Increase victims' understanding of their rights as a victim of crime.
 - Objective 2 Increase victims' understanding of the public safety system.
 - Objective 3 Increase level of education in the community regarding victims' rights and services available to victims of crime via coordination with local non-profits and participation in multi-disciplinary teams.

MARION COUNTY FY 2020-21 BUDGET

BY DEPARTMENT

DISTRICT ATTORNEY'S OFFICE

Goal 5 Facilitate the payment of equitable child support awards and provision of health care coverage for the benefit of children.

Objective 1 Prompt establishment of paternity and child support awards.

Objective 2 Timely enforcement of child support and health insurance requirements.

Objective 3 Modification and adjustment of orders and records when appropriate.

Goal 6 Promote the professional investigation of all unattended death in our county in service to our community.

Objective 1 Timely response to calls regarding all deaths in which decedent is not under the direct care of a physician.

Objective 2 Promote timely completion of death certificates for decedents' families.

Objective 3 Promote collaboration with the State Medical Examiner's Office in circumstances of suspicious or criminal deaths.

MARION COUNTY FY 2020-21 BUDGET

BY DEPARTMENT

DISTRICT ATTORNEY'S OFFICE

DEPARTMENT OVERVIEW

The District Attorney is an executive employee of the State of Oregon, publicly elected to a four-year term. Five separate programs operate within the District Attorney's Office: (1) Adult Criminal Prosecution, (2) Child Support Enforcement, (3) Victim Assistance, (4) Juvenile Enforcement, and (5) Medical Examiner. The public safety system is an ever-changing landscape. Prosecution occupies a central position within this environment, responding to the needs and demands of all entities responsible for public safety. To fulfill its mission of offender accountability, the District Attorney's Office envisions several fundamental principles:

- Prosecution must have sustainable, long-term funding for all core functions.
- Prosecution must have sufficient capacity to respond to the needs of its partners and of the community.
- Prosecution must be able to adapt to changing demands, encouraging a pro-active and balanced role in public safety.
- Prosecution must instill trust, confidence and security in the community.

MARION COUNTY FY 2020-21 BUDGET

BY DEPARTMENT

DISTRICT ATTORNEY'S OFFICE

RESOURCE AND REQUIREMENT SUMMARY

District Attorney's Office	FY 17-18 ACTUAL	FY 18-19 ACTUAL	FY 19-20 BUDGET	FY 20-21 ADOPTED	+/- %
RESOURCES					
Intergovernmental Federal	1,676,743	1,714,797	1,873,071	2,082,317	11.2%
Intergovernmental State	455,559	467,506	507,294	507,147	0.0%
Charges for Services	183,513	204,455	205,204	211,310	3.0%
Fines and Forfeitures	1,027	1,072	0	0	n.a.
Interest	1,187	1,947	710	2,065	190.8%
Other Revenues	28,216	21,708	10,000	15,000	50.0%
General Fund Transfers	9,149,691	9,247,189	10,259,695	11,001,106	7.2%
Net Working Capital	338,571	304,880	280,928	244,805	-12.9%
TOTAL RESOURCES	11,834,507	11,963,553	13,136,902	14,063,750	7.1%
REQUIREMENTS					
Personnel Services					
Salaries and Wages	6,099,827	6,077,922	6,576,417	7,184,762	9.3%
Fringe Benefits	3,386,413	3,450,768	4,026,823	4,344,590	7.9%
Total Personnel Services	9,486,240	9,528,689	10,603,240	11,529,352	8.7%
Materials and Services					
Supplies	65,313	61,534	80,528	59,999	-25.5%
Materials	20,232	26,568	108,312	44,435	-59.0%
Communications	15,226	14,082	24,058	14,908	-38.0%
Utilities	68,862	73,923	77,743	67,904	-12.7%
Contracted Services	234,779	229,545	301,904	464,815	54.0%
Repairs and Maintenance	2,948	10,493	53,794	56,645	5.3%
Rentals	101,535	99,137	120,823	128,731	6.5%
Insurance	10,407	12,859	13,870	14,620	5.4%
Miscellaneous	88,516	78,967	174,741	119,611	-31.5%
Total Materials and Services	607,817	607,108	955,773	971,668	1.7%
Administrative Charges	1,435,570	1,546,828	1,524,590	1,466,631	-3.8%
Contingency	0	0	53,299	96,099	80.3%
TOTAL REQUIREMENTS	11,529,628	11,682,625	13,136,902	14,063,750	7.1%
FTE	91.03	93.43	93.10	93.10	0.0%

MARION COUNTY FY 2020-21 BUDGET

BY DEPARTMENT

DISTRICT ATTORNEY'S OFFICE

FUNDS

Fund Name	FY 17-18 ACTUAL	FY 18-19 ACTUAL	FY 19-20 BUDGET	FY 20-21 ADOPTED	% of Total
RESOURCES					
FND 100 General Fund	8,687,118	8,736,726	9,718,302	10,486,683	74.6%
FND 220 Child Support	1,617,688	1,691,322	2,043,011	2,163,577	15.4%
FND 300 District Attorney Grants	1,529,701	1,535,505	1,375,589	1,413,490	10.1%
TOTAL RESOURCES	11,834,507	11,963,553	13,136,902	14,063,750	100.0%
REQUIREMENTS					
FND 100 General Fund	8,687,118	8,736,726	9,718,302	10,486,683	74.6%
FND 220 Child Support	1,617,688	1,691,322	2,043,011	2,163,577	15.4%
FND 300 District Attorney Grants	1,224,821	1,254,577	1,375,589	1,413,490	10.1%
TOTAL REQUIREMENTS	11,529,628	11,682,625	13,136,902	14,063,750	100.0%

PROGRAMS

	FY 17-18 ACTUAL	FY 18-19 ACTUAL	FY 19-20 BUDGET	FY 20-21 ADOPTED	+/- %
RESOURCES					
Adult Prosecution	7,215,700	7,144,998	8,147,679	8,792,476	7.9%
Medical Examiner	304,247	437,872	499,091	532,849	6.8%
Child Support Enforcement	1,617,688	1,691,322	2,043,011	2,163,577	5.9%
Victim Assistance	1,460,414	1,526,075	1,704,312	1,780,961	4.5%
Juvenile Enforcement	1,236,457	1,163,286	742,809	793,887	6.9%
TOTAL RESOURCES	11,834,507	11,963,553	13,136,902	14,063,750	7.1%
REQUIREMENTS					
Adult Prosecution	7,197,575	7,126,200	8,147,679	8,792,476	7.9%
Medical Examiner	304,247	437,872	499,091	532,849	6.8%
Child Support Enforcement	1,617,688	1,691,322	2,043,011	2,163,577	5.9%
Victim Assistance	1,423,042	1,459,135	1,704,312	1,780,961	4.5%
Juvenile Enforcement	987,075	968,096	742,809	793,887	6.9%
TOTAL REQUIREMENTS	11,529,628	11,682,625	13,136,902	14,063,750	7.1%

MARION COUNTY FY 2020-21 BUDGET

BY DEPARTMENT

DISTRICT ATTORNEY'S OFFICE

Adult Prosecution Program

- Prosecute crimes and attend all terms of court in Marion County (ORS 8.660).
- Provide crime victims constitutional and statutory rights in every criminal case.

Program Summary

District Attorney's Office	Program: Adult Prosecution				
	FY 17-18 ACTUAL	FY 18-19 ACTUAL	FY 19-20 BUDGET	FY 20-21 ADOPTED	+/- %
RESOURCES					
Charges for Services	159,557	185,114	185,204	190,264	2.7%
Fines and Forfeitures	1,027	1,072	0	0	n.a.
General Fund Transfers	7,035,687	6,940,686	7,943,676	8,583,413	8.1%
Net Working Capital	19,429	18,126	18,799	18,799	0.0%
TOTAL RESOURCES	7,215,700	7,144,998	8,147,679	8,792,476	7.9%
REQUIREMENTS					
Personnel Services	5,927,101	5,784,945	6,777,821	7,318,454	8.0%
Materials and Services	353,543	370,542	443,616	572,795	29.1%
Administrative Charges	916,931	970,712	922,438	897,423	-2.7%
Contingency	0	0	3,804	3,804	0.0%
TOTAL REQUIREMENTS	7,197,575	7,126,200	8,147,679	8,792,476	7.9%
FTE	53.50	54.50	56.50	56.50	0.0%

FTE By Position Title By Program

Program: Adult Prosecution	
Position Title	FTE
Administrative Services Manager	1.00
Budget Analyst 1	1.00
Deputy DA 1	7.00
Deputy DA 2	5.50
Deputy DA 3	8.00
Deputy DA 4	2.00
District Attorney	1.00
District Attorney Investigator	2.00
District Attorney Investigator (Bilingual)	1.00
Legal Assistant Supervisor	2.00
Legal Secretary 1	9.00
Legal Secretary 1 (Bilingual)	1.00
Legal Secretary 2	10.00
Office Specialist 4	1.00
Paralegal	1.00
Trial Team Supervisor	4.00
Program Adult Prosecution FTE Total:	56.50

- In addition to the above there are 2.32 FTE temporary positions.

MARION COUNTY FY 2020-21 BUDGET
BY DEPARTMENT
DISTRICT ATTORNEY'S OFFICE

FTE Changes

There are no FTE changes.

Adult Prosecution Program Budget Justification

RESOURCES

The Adult Prosecution Program is primarily funded by the General Fund. Charges for Services is funded through two Memorandums of Understanding with Health and Human Services and Sheriff's Office for a Deputy District Attorney 3 and Deputy District Attorney 1, respectively.

REQUIREMENTS

Personnel Services increased by 7.2% due to expected cost of living adjustments, PERS, merit and benefit increases. It also increased due to a market review which caused a pay increase and grade change for 47.5 FTEs. This effected 7 Deputy DA 1's, 5.5 Deputy DA 2's, 8 Deputy DA 3's, 2 Deputy DA 4's, 4 Trial Team Supervisors, 10 Legal Secretary 1's, 10 Legal Secretary 2's and 1 Office Specialist 4. Materials and Services increased due to a Decision Package to fund licensing fees for the new eProsecutor system.

MARION COUNTY FY 2020-21 BUDGET

BY DEPARTMENT

DISTRICT ATTORNEY'S OFFICE

Medical Examiner Program

- Investigates all deaths that occur in Marion County where the deceased is not under the care of a physician (ORS Chapter 146).

Program Summary

District Attorney's Office

Program: Medical Examiner

	FY 17-18 ACTUAL	FY 18-19 ACTUAL	FY 19-20 BUDGET	FY 20-21 ADOPTED	+/- %
RESOURCES					
General Fund Transfers	304,247	437,872	499,091	532,849	6.8%
TOTAL RESOURCES	304,247	437,872	499,091	532,849	6.8%
REQUIREMENTS					
Personnel Services	240,502	372,253	410,731	441,292	7.4%
Materials and Services	30,997	30,949	31,479	36,159	14.9%
Administrative Charges	32,748	34,669	56,881	55,398	-2.6%
TOTAL REQUIREMENTS	304,247	437,872	499,091	532,849	6.8%
FTE	3.33	3.33	3.50	3.50	0.0%

FTE By Position Title By Program

Program: Medical Examiner	
Position Title	FTE
Chief Medical Legal Death Investigator	1.00
Legal Secretary 1	0.50
Medical Legal Death Investigator	2.00
Program Medical Examiner FTE Total:	3.50

- In addition to the above there is a .5 FTE temporary position.

FTE Changes

There are no FTE changes.

Medical Examiner Program Budget Justification

RESOURCES

The Medical Examiner program is funded entirely by the General Fund.

REQUIREMENTS

Personnel Services increased by 9.6% due to expected cost of living adjustments, PERS, merit and benefit increases. It also increased due to a market review which caused a pay increase and grade change for .5 FTE. This increase affected .5 of a Legal Secretary 1. Materials and Services increased due to a Decision Package requesting funding to cover the increased cost of a car on the county lease program.

MARION COUNTY FY 2020-21 BUDGET

BY DEPARTMENT

DISTRICT ATTORNEY'S OFFICE

Child Support Enforcement Program

- Establishes paternity, child support judgments, and health care coverage orders.
- Enforces child support judgments through withholding orders, liens, garnishment offsets, contempt of court, license suspensions, and passport restriction.
- Enforces health care coverage through national medical support notices and medical support orders.
- Enforces interstate cases by initiating and responding to interstate reciprocal proceedings.
- Initiates review of child support awards for possible modification when requested by one of the parties, or when health care coverage for the child(ren) changes.
- Our office is the oversight county of a Deputy District Attorney 3 Liaison position fully funded by Oregon Department of Justice. This position fosters communication between Oregon District Attorney Association, Oregon Department of Justice and within the Child Support Program (ORS 30.265).

Program Summary

District Attorney's Office

Program: Child Support Enforcement

	FY 17-18 ACTUAL	FY 18-19 ACTUAL	FY 19-20 BUDGET	FY 20-21 ADOPTED	+/- %
RESOURCES					
Intergovernmental Federal	1,103,951	1,151,631	1,285,761	1,367,845	6.4%
Intergovernmental State	128,718	140,665	316,634	317,358	0.2%
Charges for Services	23,556	19,306	20,000	21,046	5.2%
General Fund Transfers	361,463	379,721	420,616	457,328	8.7%
TOTAL RESOURCES	1,617,688	1,691,322	2,043,011	2,163,577	5.9%
REQUIREMENTS					
Personnel Services	1,353,877	1,415,489	1,724,859	1,856,365	7.6%
Materials and Services	73,322	70,562	112,804	88,434	-21.6%
Administrative Charges	190,489	205,271	205,348	218,778	6.5%
TOTAL REQUIREMENTS	1,617,688	1,691,322	2,043,011	2,163,577	5.9%
FTE	13.20	14.60	14.60	14.60	0.0%

FTE By Position Title By Program

Program: Child Support Enforcement	
Position Title	FTE
Deputy DA 2	1.00
Deputy DA 3	1.00
Deputy DA 3 (Child Support Liaison)	1.00
District Attorney Investigator	1.60
Legal Assistant Supervisor	1.00
Legal Secretary 1	1.00
Legal Secretary 1 (Bilingual)	1.00
Legal Secretary 2	3.00
Support Enforcement Agent 1	2.00
Support Enforcement Agent 2	1.00
Trial Team Supervisor	1.00
Program Child Support Enforcement FTE Total:	14.60

- In addition to the above there is a .58 FTE temporary position.

MARION COUNTY FY 2020-21 BUDGET
BY DEPARTMENT
DISTRICT ATTORNEY'S OFFICE

FTE Changes

There are no FTE changes.

Child Support Enforcement Program Budget Justification

RESOURCES

General Fund Transfer increased 8.7% and is part of the match for Child Support services. Federal funding increased 8.5%.

REQUIREMENTS

Personnel Services increased by 7.7% due to expected cost of living adjustments, PERS, merit and benefit increases. It also increased due to a market review which caused a pay increase and grade change for 7 FTEs. This increase affected 1 Deputy DA 2, 1 Deputy DA 3, 1 Trial Team Supervisor, 2 Legal Secretary 1's and 3 Legal Secretary 2's.

MARION COUNTY FY 2020-21 BUDGET

BY DEPARTMENT

DISTRICT ATTORNEY'S OFFICE

Victim Assistance Program

- The mission of the Victim Assistance Program (VAP) is to involve crime victims and the community in a healing process that lessens the impact of crime. We accomplish this by: (1) providing direct services to victims of crime; (2) advocating for victim rights; (3) offering volunteer opportunities; (4) providing education and promoting public awareness and (5) promoting professional and agency communication.
- The Criminal Fines Account (CFA) provides funding for the director of VAP who manages the VAP staff in providing services to victims of crime, ensuring victims are notified of their rights, providing extensive volunteer opportunities and training, and collaborating with community partners. The CFA also provides funding for a victim advocate whose focus is service to vulnerable victims such as child victims, the elderly, those with disabilities, or victims of hate crimes.
- The Victims of Crime Act (VOCA) Noncompetitive Grant provides partial funding for the child abuse case manager, the volunteer coordinator/homicide case manager, and the juvenile program coordinator, who all provide direct victim services and supervise the provision of services in their specialty areas, in addition to participating in the recruiting, training, and supervision of community volunteers. This grant also funds two advocate positions with one being bilingual, Spanish speaking.
- The Victims of Crime Act (VOCA) Competitive Grant provides funding for a restitution victim advocate. This person provides direct victim services to victims of every type of crime with a focus on property crime cases. This position also helps victims identify and provide the documentation necessary to document their losses for purposes of restitution.
- The STOP Violence Against Women Act (VAWA) grant provides funds for two family violence program coordinators whose focus is to provide direct services to victims of domestic violence, participate in the training and supervision of community volunteers who also provide direct services to victims, collaboration with partner agencies, participation in multi-disciplinary work groups and community outreach efforts.

Program Summary

District Attorney's Office

Program: Victim Assistance

	FY 17-18 ACTUAL	FY 18-19 ACTUAL	FY 19-20 BUDGET	FY 20-21 ADOPTED	+/- %
RESOURCES					
Intergovernmental Federal	452,678	463,335	587,310	714,472	21.7%
Intergovernmental State	190,660	190,660	190,660	189,789	-0.5%
Charges for Services	400	0	0	0	n.a.
Interest	625	1,368	710	2,065	190.8%
Other Revenues	28,216	21,708	10,000	15,000	50.0%
General Fund Transfers	774,567	811,633	848,694	802,111	-5.5%
Net Working Capital	13,269	37,372	66,938	57,524	-14.1%
TOTAL RESOURCES	1,460,414	1,526,075	1,704,312	1,780,961	4.5%
REQUIREMENTS					
Personnel Services	1,103,569	1,121,156	1,219,119	1,366,893	12.1%
Materials and Services	100,482	82,697	167,265	158,621	-5.2%
Administrative Charges	218,991	255,282	288,674	239,634	-17.0%
Contingency	0	0	29,254	15,813	-45.9%
TOTAL REQUIREMENTS	1,423,042	1,459,135	1,704,312	1,780,961	4.5%
FTE	13.73	13.73	15.00	15.00	0.0%

MARION COUNTY FY 2020-21 BUDGET
 BY DEPARTMENT
 DISTRICT ATTORNEY'S OFFICE

FTE By Position Title By Program

Program: Victim Assistance	
Position Title	FTE
Legal Secretary 1	1.00
Legal Secretary 2	1.00
Victim Assistance Advocate	4.00
Victim Assistance Advocate (Bilingual)	2.00
Victim Assistance Manager	1.00
Victim Assistance Pgm Coordinator	4.00
Victim Assistance Pgm Coordinator (Bilingual)	2.00
Program Victim Assistance FTE Total:	15.00

FTE Changes

There were no FTE changes.

Victim Assistance Program Budget Justification

RESOURCES

Intergovernmental Federal funding from Oregon Department of Justice increased by 21.7%. Other Revenues increased by 50% for victim emergency services. Net Working Capital decreased by 14.1%. Interest increased by 190.8% due to a one time reallocation of Investment Earnings to the DA Grants Fund. Though the increase in percentage is significant, the actual dollar amount is immaterial.

REQUIREMENTS

Personnel Services increased by 12.1% due to expected cost of living adjustments, PERS, merit and benefit increases. It also increased due to a market review which caused a pay increase and grade change for 2 FTEs. This increase affected 1 Legal Secretary 1 and 1 Legal Secretary 2. Materials and Services decreased by 5.2% due to the use of victim emergency services funds exceeding the resources received in the Donations project. Contingency also decreased by 45.9%. The budgeted amount for Fiscal Year 2020-21 is a more conservative expectation of carry over from the Criminal Fine Account grant.

MARION COUNTY FY 2020-21 BUDGET

BY DEPARTMENT

DISTRICT ATTORNEY'S OFFICE

Juvenile Enforcement Program

- Starts all juvenile delinquency in Marion County (ORS 419C).
- May intervene in juvenile dependency casework in Marion County (419B).

Program Summary

District Attorney's Office

Program: Juvenile Enforcement

	FY 17-18 ACTUAL	FY 18-19 ACTUAL	FY 19-20 BUDGET	FY 20-21 ADOPTED	+/- %
RESOURCES					
Intergovernmental Federal	120,115	99,831	0	0	n.a.
Intergovernmental State	136,181	136,181	0	0	n.a.
Charges for Services	0	35	0	0	n.a.
Interest	562	580	0	0	n.a.
General Fund Transfers	673,726	677,277	547,618	625,405	14.2%
Net Working Capital	305,873	249,382	195,191	168,482	-13.7%
TOTAL RESOURCES	1,236,457	1,163,286	742,809	793,887	6.9%
REQUIREMENTS					
Personnel Services	861,191	834,845	470,710	546,348	16.1%
Materials and Services	49,473	52,357	200,609	115,659	-42.3%
Administrative Charges	76,411	80,893	51,249	55,398	8.1%
Contingency	0	0	20,241	76,482	277.9%
TOTAL REQUIREMENTS	987,075	968,096	742,809	793,887	6.9%
FTE	7.27	7.27	3.50	3.50	0.0%

FTE By Position Title By Program

Program: Juvenile Enforcement	
Position Title	FTE
Deputy DA 2	1.00
Deputy DA 3	1.00
Legal Secretary 1	0.50
Legal Secretary 2	1.00
Program Juvenile Enforcement FTE Total:	3.50

- In addition to the above there are .58 FTE temporary positions.

FTE Changes

There are no FTE changes

Juvenile Enforcement Program Budget Justification

RESOURCES

General Fund Transfer increased by 14.2% and Net Working Capital decreased by 13.7%.

REQUIREMENTS

Personnel Services increase by 16.1% due to expected cost of living adjustments, PERS, merit and benefit increases. It also increased due to a market review which caused a pay increase and grade change for 3.5 FTEs. Materials and Services decreased 42.3% due less available carry over funding from Juvenile Dependency, while contingency increased for a future special project.

MARION COUNTY FY 2020-21 BUDGET

BY DEPARTMENT

DISTRICT ATTORNEY'S OFFICE

KEY DEPARTMENT ACCOMPLISHMENTS

- 11,010 Criminal Cases were reviewed as submitted by 44 referring law enforcement agencies. Adult prosecution filed 360 early disposition cases.
- Four specialty courts are handled by Deputy District Attorney's in both Adult and Juvenile Delinquency Courts: Drug Court with 44 participants, Mental Health Court with 16 participants, Veteran's Court with 17 participants and STAR Court (Juvenile) with 12 participants. These programs can be essential for the diversion of participants from prisons and/or jail and the connection to relevant treatment services. Success for participants often indicates a ripple effect for the success of their families, their children and our community.
- Continue expansion of the LEAD (Law Enforcement Assisted Diversion) program has increased services in a harm-reduction model for our hardest to serve residents. Treatment, housing, job connectivity, reunification with family, medical intervention and accountability for pending court matters have all resulted for participants.
- The Behavioral Health Resource Prosecutor has increased the timeliness of cases involving defendants who cannot aid and assist in their own defense and has identified those that require Oregon State Hospital level of services as distinguished from those that can be reintegrated in the community. Collaborates with the Health and Human Services Department to promote these services. 26 Civil Commitment cases were presented in adult court to address behavioral health needs of individuals who are a danger to themselves or others.
- Victim Assistance provided services to more than 8,400 new victims of crime and provided more than 147,000 services to victims of crime. Victim Assistance sent 43,942 notices to victims of crime in 2019, informing them of their rights, court dates, and case status. 97% of victims who provided feedback stated that as a result of the information provided by the Victim Assistance Program, they better understand their rights as a victim of crime. Community volunteers donated more than 19,722 hours to Victim Assistance.
- We continue to increase direct victim services available to victims of property crimes by continuing comprehensive services for victims of robbery and burglary. These cases have victim advocates assigned who advocate throughout the course of the case. We continue to provide advocacy services to all victims who attend grand jury, regardless of the type of crime. We have two restitution advocate positions to help ensure we fulfill our obligations for restitution. These advocates have a focused caseload serving elder and vulnerable victims and victims of property crime with a total restitution requested of \$3,142,634.28 in 2019. We also continue to increase services to victims who want to engage with the system and attend court appearances. In 2019 we secured new grant funded position that will allow us to have advocates in court every day to assist victims during Annex court appearances, protective order hearings and specialty court hearings.
- Support enforcement collected over \$19.4 million on approximately 5,400 cases, processed over 400 paternity establishments and modifications, attended approximately 2,200 court and administrative hearings and collected nearly \$47 per \$1 of county General Funds expended.
- Medical examiner program investigated a total of 1,006 cases, including 9 homicides, 51 motor vehicle related deaths, 18 deaths of minors (under 18 years of age), and 53 suicides.
- Juvenile Enforcement continues to increase the quality of service to youths and their families through collaboration with Oregon Department of Human Services (DHS) and provide appropriate juvenile intervention to divert youth from the criminal justice system.
- Four divisions (Adult, Juvenile, Victim's Assistance and The Medical Examiner) have begun implementation of a new Case Management System (e-Prosecutor). Once complete, those divisions will be largely paperless, allowing our prosecutors, advocates and medical-legal death investigators to access case information from anywhere, changing our discovery process to an online portal, and thus maximizing efficiency for our community and our customers.

MARION COUNTY FY 2020-21 BUDGET

BY DEPARTMENT

DISTRICT ATTORNEY'S OFFICE

KEY INDICATORS

1: Adult prosecution criminal cases submitted

Definition and Purpose

Indicates total number of cases submitted by all law enforcement agencies.

Significance

Indicates baseline caseload of deputy district attorneys. Supports the primary objectives of the county strategic plan Goal #1 Public Safety: Pursue a safe and secure community by protecting the people, property, and economy of Marion County.

Data Units Calendar Year

CY 2017 Actual	CY 2018 Actual	CY 2019 Actual	CY 2020 Estimate	CY 2021 Estimate
10,550	10,655	11,010	11,300	11,600

2: Specialty Courts and Jail Diversion Programming

Definition and Purpose

Indicates number of participants within our four treatment courts or in LEAD, our jail diversion program. These programs focus best-practices and utilize individualized treatment counseling and wrap-around services in the form of probation in a formal court setting or, in the circumstance of LEAD, using a harm-reduction model to avoid use of jail and costly court resources for low-level livability offenses.

Significance

Indicates system efficiency by addressing the underlying genesis of criminal behavior to avoid recidivism. Supports the primary objectives of the county strategic plan Goal #1 Public Safety: Pursue a safe and secure community by protecting the people, property, and economy of Marion County.

Data Units Calendar Year

Drug Court

CY 2017 Actual	CY 2018 Actual	CY 2019 Actual	CY 2020 Estimate	CY 2021 Estimate
NA	NA	44	45	48

Mental Health Court

CY 2017 Actual	CY 2018 Actual	CY 2019 Actual	CY 2020 Estimate	CY 2021 Estimate
NA	NA	16	18	20

Veteran's Court

CY 2017 Actual	CY 2018 Actual	CY 2019 Actual	CY 2020 Estimate	CY 2021 Estimate
NA	NA	17	18	20

STAR COURT-Juvenile

CY 2017 Actual	CY 2018 Actual	CY 2019 Actual	CY 2020 Estimate	CY 2021 Estimate
NA	NA	12	13	13

MARION COUNTY FY 2020-21 BUDGET
BY DEPARTMENT
DISTRICT ATTORNEY'S OFFICE

LEAD-Law Enforcement Assisted Diversion

CY 2017 Actual	CY 2018 Actual	CY 2019 Actual	CY 2020 Estimate	CY 2021 Estimate
NA	NA	52	60	75

Explanation of Trends and Changes

The numbers of individuals placed in these courts and diversion options fluctuate based on individual need and suitability for the program, availability of necessary services and capacity of the program due to variable grant funding. But it is always our hope to be able to increase the numbers of people who can benefit from these alternative programs each year.

3: Juvenile enforcement delinquency petitions filed

Definition and Purpose

Indicates total number of formal petitions filed against youth (under 18 years of age) who commit crimes.

Significance

Indicates baseline caseload for deputy district attorneys in court system. Supports the primary objectives of the county strategic plan Goal #1 Public Safety: Pursue a safe and secure community by protecting the people, property, and economy of Marion County.

Data Units Calendar Year

CY 2017 Actual	CY 2018 Actual	CY 2019 Actual	CY 2020 Estimate	CY 2021 Estimate
384	352	356	400	425

Explanation of Trends and Changes

The number of juvenile delinquency cases remains low due to the ongoing use of front-end diversionary child welfare and juvenile justice models. Although these models result in fewer petitions being filed, the models still create significant work for attorneys through case reviews, meetings, monitoring, and case staffing with juvenile probation officers and child welfare personnel. The continued use of front-end diversion practices typically means the cases which require juvenile petitions are cases involving higher risk youth, more complicated fact patterns, and more complex family dynamics leading to an increase in the amount of work required to resolve the case. The 2019 passage of Senate Bill 1008 (Juvenile Bill) will increase the number of petitions in juvenile court as the bill now mandates original filing in juvenile court rather than adult court. Serious cases are also more likely to remain in juvenile court for complex litigation because of this bill.

4: Juvenile enforcement dependency petitions filed

Definition and Purpose

Indicates total number of formal dependency petitions filed on behalf of children legally determined to be at risk in their house/custody of their parents.

Significance

Indicates baseline caseload for deputy district attorneys in court system. Supports the primary objectives of the county strategic plan Goal #1 Public Safety: Pursue a safe and secure community by protecting the people, property, and economy of Marion County.

MARION COUNTY FY 2020-21 BUDGET
BY DEPARTMENT
DISTRICT ATTORNEY'S OFFICE

Data Units Calendar Year

CY 2017 Actual	CY 2018 Actual	CY 2019 Actual	CY 2020 Estimate	CY 2021 Estimate
476	424	424	5	10

Explanation of Trends and Changes

While this remains a key indicator for our last fiscal year, beginning July 1, 2019, the Marion County DA's office ceased to handle dependency matters on behalf of the state. The Oregon Department of Justice has retracted this work for their agency statewide. Our key indicator in this area is the number of dependency cases in which we appear as a party due to a corresponding criminal case arising from the family circumstances. It remains imperative that we stay involved in cases in which our community's children and families are at risk. While our office is no longer litigating cases for Department of Human Services, as a party in these proceedings the District Attorney's office remains able to file petitions. As our proficiency with these "crossover" cases increase, so will our caseload.

5: Victim assistance program services provided to victims of crime

Definition and Purpose

Direct services provided to victims of crime. These services include: crisis intervention and support; follow up contact; safety planning; information on the status of an investigation or court case; notification of hearing dates and times; information about Crime Victims' Compensation; assistance in establishing financial losses for restitution purposes; referrals to support groups and counseling; liaison assistance with law enforcement officers, prosecutors, and social service agencies; assistance in preparing a statement for the court at the time of sentencing; assistance with court preparation by explaining the court process, touring empty courtrooms and observing a trial in progress; accompaniment to court hearings, offering a safe and private area while waiting to testify; information and referrals for personal safety and security issues; notification of case disposition and sentence; emergency financial assistance; emergency legal advocacy; personal advocacy; and information about crime victims' rights and assistance in asserting those rights.

Significance

Indicates victim contacts, level of customer service, and workload of volunteers and staff. Supports the primary objectives of the county strategic plan Goal #1 Public Safety: Pursue a safe and secure community by protecting the people, property, and economy of Marion County.

Data Units Fiscal Year

FY 16-17 Actual	FY 17-18 Actual	FY 18-19 Actual	FY 19-20 Estimate	FY 20-21 Estimate
157,459	175,100	160,000	160,000	163,000

Explanation of Trends and Changes

The need for services has increased, with the trend expected to increase into FY 2020-21.

MARION COUNTY FY 2020-21 BUDGET
BY DEPARTMENT
DISTRICT ATTORNEY'S OFFICE

6: Notices sent to victims of crime

Definition and Purpose

Indicates number of notices sent to victims of crime. Notices provide information regarding victims' rights and how victims can assert those rights as well as informing victims of the various steps of the criminal justice process as their case travels through the system. We also include information and forms that provide victims the opportunity to submit information regarding their victim impact statements and information for restitution purposes.

Significance

Notices are required by statute and the Oregon Constitution (regarding victim rights and court process). Supports the primary objectives of the county strategic plan Goal #1 Public Safety: Pursue a safe and secure community by protecting the people, property, and economy of Marion County.

Data Units Calendar Year

CY 2017 Actual	CY 2018 Actual	CY 2019 Actual	CY 2020 Estimate	CY 2021 Estimate
39,913	35,172	36,000	36,000	36,200

Explanation of Trends and Changes

The number of notices of victims is expected to remain mostly consistent with the prior year, with a slight increase expected in FY 2020-21.

7: Child support enforcement funds collected

Definition and Purpose

Indicates total amount of financial support collected for children and families under Oregon law.

Significance

Indicates financial health of children and families. Addresses the primary objectives of the county strategic plan Goal #1 for Public Safety: Pursue a safe and secure community by protecting the people, property, and economy of Marion County.

Data Units Calendar Year

CY 2017 Actual	CY 2018 Actual	CY 2019 Actual	CY 2020 Estimate	CY 2021 Estimate
\$18.9 million	\$19 million	\$19.4 Million	\$19.2 Million	\$19.4 Million

Explanation of Trends and Changes

Collections have remained steady despite time delays as a result of the implementation of a new statewide computer system.

MARION COUNTY FY 2020-21 BUDGET
 BY DEPARTMENT
 DISTRICT ATTORNEY'S OFFICE

8: Medical examiner death investigations

Definition and Purpose

This data indicates the number of investigations that the Medical Examiner's Office investigated during the year. This now includes both Medical Examiner cases (other than natural) and Non-Medical Examiner cases (deemed natural after investigation).

Significance

Necessary to determine nature and cause of death under ORS Chapter 146. Supports the primary objectives of the county strategic plan Goal #1 Public Safety: Pursue a safe and secure community by protecting the people, property, and economy of Marion County.

Data Units Calendar Year

CY 2017 Actual	CY 2018 Actual	CY 2019 Actual	CY 2020 Estimate	CY 2021 Estimate
364	1154	1006	1215	1300

Explanation of Trends and Changes

Aging population will influence the number of mandated investigations.

9: Medical examiner homicide investigations

Definition and Purpose

Indicates Medical Examiner cases that are criminal investigations and require prosecutorial review and resources. Now includes homicide and manslaughter cases.

Significance

Requires a priority response for community safety. Addresses the primary objectives of the county strategic plan Goal #1 for Public Safety: Pursue a safe and secure community by protecting the people, property, and economy of Marion County.

Data Units Calendar Year

CY 2017 Actual	CY 2018 Actual	CY 2019 Actual	CY 2020 Estimate	CY 2021 Estimate
17	15	15	17	18

Explanation of Trends and Changes

Homicide rates are difficult to project. Marion County homicide rates remain significant.

MARION COUNTY FY 2020-21 BUDGET

BY DEPARTMENT

DISTRICT ATTORNEY'S OFFICE

Resources by Fund Detail						
100 - General Fund	Actual FY 17-18	Actual FY 18-19	Budget FY 19-20	Proposed FY 20-21	Approved FY 20-21	Adopted FY 20-21
General Fund Transfers						
381100 Transfer from General Fund	8,687,118	8,736,726	9,718,302	10,486,683	10,486,683	10,486,683
General Fund Transfers Total	8,687,118	8,736,726	9,718,302	10,486,683	10,486,683	10,486,683
General Fund Total	8,687,118	8,736,726	9,718,302	10,486,683	10,486,683	10,486,683
220 - Child Support	Actual FY 17-18	Actual FY 18-19	Budget FY 19-20	Proposed FY 20-21	Approved FY 20-21	Adopted FY 20-21
Intergovernmental Federal						
331220 ODOJ Support Enf Incentives	0	0	0	188,211	188,211	188,211
331223 Oregon Dept of Justice	1,103,951	1,151,631	1,285,761	1,179,634	1,179,634	1,179,634
Intergovernmental Federal Total	1,103,951	1,151,631	1,285,761	1,367,845	1,367,845	1,367,845
Intergovernmental State						
332031 Oregon Department of Justice	128,718	140,665	316,634	317,358	317,358	317,358
Intergovernmental State Total	128,718	140,665	316,634	317,358	317,358	317,358
Charges for Services						
341430 Copy Machine Fees	1,990	980	0	0	0	0
341999 Other Fees	21,444	18,304	20,000	21,046	21,046	21,046
344999 Other Reimbursements	122	22	0	0	0	0
Charges for Services Total	23,556	19,306	20,000	21,046	21,046	21,046
General Fund Transfers						
381100 Transfer from General Fund	361,463	379,721	420,616	457,328	457,328	457,328
General Fund Transfers Total	361,463	379,721	420,616	457,328	457,328	457,328
Child Support Total	1,617,688	1,691,322	2,043,011	2,163,577	2,163,577	2,163,577
300 - District Attorney Grants	Actual FY 17-18	Actual FY 18-19	Budget FY 19-20	Proposed FY 20-21	Approved FY 20-21	Adopted FY 20-21
Intergovernmental Federal						
331223 Oregon Dept of Justice	452,678	463,335	587,310	714,472	714,472	714,472
331234 DHS Title IV E Reimbursement	120,115	99,831	0	0	0	0
Intergovernmental Federal Total	572,792	563,166	587,310	714,472	714,472	714,472
Intergovernmental State						
332035 ODOJ Unitary Assessment Grant	190,660	190,660	190,660	189,789	189,789	189,789
332062 Oregon DHS Juvenile Dependency	136,181	136,181	0	0	0	0
Intergovernmental State Total	326,841	326,841	190,660	189,789	189,789	189,789
Charges for Services						
344999 Other Reimbursements	2,233	35	0	0	0	0
347006 DA Services to County Depts	157,724	185,114	185,204	190,264	190,264	190,264
Charges for Services Total	159,957	185,149	185,204	190,264	190,264	190,264
Fines and Forfeitures						
352300 Civil Forfeitures	1,027	1,072	0	0	0	0
Fines and Forfeitures Total	1,027	1,072	0	0	0	0

MARION COUNTY FY 2020-21 BUDGET

BY DEPARTMENT

DISTRICT ATTORNEY'S OFFICE

300 - District Attorney Grants	Actual FY 17-18	Actual FY 18-19	Budget FY 19-20	Proposed FY 20-21	Approved FY 20-21	Adopted FY 20-21
Interest						
361000 Investment Earnings	1,187	1,947	710	2,065	2,065	2,065
Interest Total	1,187	1,947	710	2,065	2,065	2,065
Other Revenues						
373200 Victims Assistance Donations	28,216	21,708	10,000	15,000	15,000	15,000
Other Revenues Total	28,216	21,708	10,000	15,000	15,000	15,000
General Fund Transfers						
381100 Transfer from General Fund	101,109	130,742	120,777	57,095	57,095	57,095
General Fund Transfers Total	101,109	130,742	120,777	57,095	57,095	57,095
Net Working Capital						
392000 Net Working Capital Unrestr	338,571	304,880	280,928	244,805	244,805	244,805
Net Working Capital Total	338,571	304,880	280,928	244,805	244,805	244,805
District Attorney Grants Total	1,529,701	1,535,505	1,375,589	1,413,490	1,413,490	1,413,490
District Attorney's Office Grand Total	11,834,507	11,963,553	13,136,902	14,063,750	14,063,750	14,063,750

MARION COUNTY FY 2020-21 BUDGET

BY DEPARTMENT

DISTRICT ATTORNEY'S OFFICE

Requirements by Fund Detail

100 - General Fund	Actual FY 17-18	Actual FY 18-19	Budget FY 19-20	Proposed FY 20-21	Approved FY 20-21	Adopted FY 20-21
Personnel Services						
Salaries and Wages						
511020 Salaries and Wages Budget Only	0	0	(26,400)	0	0	0
511110 Regular Wages	3,691,959	3,658,682	4,745,218	5,182,441	5,182,441	5,182,441
511120 Temporary Wages	120,364	140,534	124,823	127,336	127,336	127,336
511130 Vacation Pay	252,039	219,668	0	0	0	0
511140 Sick Pay	122,391	85,103	0	0	0	0
511150 Holiday Pay	183,410	187,460	0	0	0	0
511160 Comp Time Pay	5,614	9,881	0	0	0	0
511180 Differential Pay	500	1,004	0	0	0	0
511210 Compensation Credits	133,672	125,837	97,764	89,666	89,666	89,666
511220 Pager Pay	43,515	45,090	41,463	41,463	41,463	41,463
511240 Leave Payoff	37,752	65,982	0	0	0	0
511280 Cell Phone Pay	1,083	1,083	1,083	1,083	1,083	1,083
511290 Health Insurance Waiver Pay	4,814	5,642	2,400	4,800	4,800	4,800
511410 Straight Pay	252	226	0	0	0	0
511420 Premium Pay	323	310	0	0	0	0
511450 Premium Pay Temps	0	193	0	0	0	0
Salaries and Wages Total	4,597,690	4,546,695	4,986,351	5,446,789	5,446,789	5,446,789
Fringe Benefits						
512010 Fringe Benefits Budget Only	0	0	(17,100)	0	0	0
512110 PERS	809,358	766,993	1,112,016	1,240,276	1,240,276	1,240,276
512120 401K	75,340	72,601	79,849	87,284	87,284	87,284
512130 PERS Debt Service	245,161	310,672	256,807	282,312	282,312	282,312
512200 FICA	341,928	338,690	376,815	409,474	409,474	409,474
512310 Medical Insurance	917,418	919,366	1,063,734	1,076,565	1,076,565	1,076,565
512320 Dental Insurance	84,798	82,389	105,742	90,494	90,494	90,494
512330 Group Term Life Insurance	7,779	7,529	8,917	9,730	9,730	9,730
512340 Long Term Disability Insurance	14,933	14,427	19,977	21,814	21,814	21,814
512400 Unemployment Insurance	14,699	13,647	17,925	15,832	15,832	15,832
512520 Workers Comp Insurance	1,678	1,571	2,221	2,221	2,221	2,221
512600 Wellness Program	2,444	2,402	2,721	2,721	2,721	2,721
512610 Employee Assistance Program	1,807	1,930	2,313	2,313	2,313	2,313
512700 County HSA Contributions	3,252	6,176	7,096	7,800	7,800	7,800
Fringe Benefits Total	2,520,596	2,538,395	3,039,033	3,248,836	3,248,836	3,248,836
Personnel Services Total	7,118,286	7,085,089	8,025,384	8,695,625	8,695,625	8,695,625
Materials and Services						
Supplies						
521010 Office Supplies	38,517	38,516	45,470	38,739	38,739	38,739

MARION COUNTY FY 2020-21 BUDGET

BY DEPARTMENT

DISTRICT ATTORNEY'S OFFICE

100 - General Fund	Actual FY 17-18	Actual FY 18-19	Budget FY 19-20	Proposed FY 20-21	Approved FY 20-21	Adopted FY 20-21
Materials and Services						
521030 Field Supplies	3,550	5,782	4,000	3,000	3,000	3,000
521070 Departmental Supplies	1,419	1,198	1,600	4,200	4,200	4,200
521090 Uniforms and Clothing	1,453	320	3,000	3,000	3,000	3,000
521190 Publications	4,961	2,274	4,365	1,000	1,000	1,000
521210 Gasoline	3,713	3,219	2,520	2,560	2,560	2,560
Supplies Total	53,613	51,309	60,955	52,499	52,499	52,499
Materials						
522150 Small Office Equipment	5,114	4,206	11,474	7,300	7,300	7,300
522160 Small Departmental Equipment	506	99	0	1,135	1,135	1,135
522170 Computers Non Capital	2,166	5,072	7,480	4,000	4,000	4,000
522180 Software	553	1,039	1,300	0	0	0
Materials Total	8,339	10,416	20,254	12,435	12,435	12,435
Communications						
523010 Telephone Equipment	454	0	460	210	210	210
523020 Phone and Communication Svcs	67	2	95	0	0	0
523040 Data Connections	480	2,394	1,380	2,480	2,480	2,480
523050 Postage	1,035	1,035	1,520	1,700	1,700	1,700
523060 Cellular Phones	5,969	6,180	7,573	6,828	6,828	6,828
523070 Pagers	1,317	0	0	0	0	0
523090 Long Distance Charges	2,624	2,306	2,550	2,510	2,510	2,510
Communications Total	11,946	11,917	13,578	13,728	13,728	13,728
Utilities						
524010 Electricity	48,011	52,511	55,508	43,407	43,407	43,407
524020 City Operations and St Lights	36	35	37	31	31	31
524040 Natural Gas	1,711	1,779	2,037	1,204	1,204	1,204
524050 Water	1,464	1,088	1,186	1,380	1,380	1,380
524070 Sewer	2,038	1,871	1,984	2,651	2,651	2,651
524090 Garbage Disposal and Recycling	3,433	3,665	3,444	2,727	2,727	2,727
Utilities Total	56,693	60,948	64,196	51,400	51,400	51,400
Contracted Services						
525235 Laboratory Services	85	898	530	0	0	0
525245 Autopsy Services	0	0	0	0	0	0
525246 Transcription Services	0	0	100	500	500	500
525450 Subscription Services	7,402	7,308	8,627	177,041	177,041	177,041
525510 Legal Services	7,128	7,904	9,000	5,000	5,000	5,000
525540 Witnesses	41,135	35,336	35,560	35,050	35,050	35,050
525541 Witness Mileage Reimbursement	6,646	6,394	7,649	7,659	7,659	7,659
525550 Court Services	848	1,487	2,500	2,820	2,820	2,820
525560 Victim Emergency Services	0	66	0	0	0	0
525710 Printing Services	14,803	15,535	18,900	16,610	16,610	16,610

MARION COUNTY FY 2020-21 BUDGET

BY DEPARTMENT

DISTRICT ATTORNEY'S OFFICE

100 - General Fund	Actual FY 17-18	Actual FY 18-19	Budget FY 19-20	Proposed FY 20-21	Approved FY 20-21	Adopted FY 20-21
Materials and Services						
525735 Mail Services	39,044	39,410	45,761	33,300	33,300	33,300
525740 Document Disposal Services	4,105	4,005	4,520	5,030	5,030	5,030
525770 Interpreters and Translators	7,585	11,247	10,540	8,540	8,540	8,540
525870 Hazardous Waste Disposal	28	0	0	0	0	0
525999 Other Contracted Services	51,547	62,896	60,529	82,674	82,674	82,674
Contracted Services Total	180,356	192,487	204,216	374,224	374,224	374,224
Repairs and Maintenance						
526010 Office Equipment Maintenance	1,001	735	600	0	0	0
526021 Computer Software Maintenance	0	0	0	45	45	45
526030 Building Maintenance	1,516	4,643	4,650	6,000	6,000	6,000
Repairs and Maintenance Total	2,518	5,378	5,250	6,045	6,045	6,045
Rentals						
527110 Fleet Leases	11,445	10,890	9,848	14,042	14,042	14,042
527120 Motor Pool Mileage	0	76	50	30	30	30
527130 Parking	157	337	50	60	60	60
527140 County Parking	1,980	1,980	1,760	1,320	1,320	1,320
527240 Condo Assn Assessments	44,268	41,433	45,196	52,284	52,284	52,284
527300 Equipment Rental	27,577	27,889	42,441	33,427	33,427	33,427
Rentals Total	85,427	82,604	99,345	101,163	101,163	101,163
Insurance						
528140 Malpractice Insurance Premiums	10,127	12,659	13,670	14,500	14,500	14,500
528220 Notary Bonds	120	160	120	80	80	80
Insurance Total	10,247	12,819	13,790	14,580	14,580	14,580
Miscellaneous						
529110 Mileage Reimbursement	7,956	5,519	9,150	4,162	4,162	4,162
529120 Commercial Travel	1,995	3,023	0	800	800	800
529130 Meals	688	965	350	1,158	1,158	1,158
529140 Lodging	6,537	14,790	4,564	8,300	8,300	8,300
529210 Meetings	638	518	300	450	450	450
529220 Conferences	11,634	11,749	19,665	11,560	11,560	11,560
529230 Training	1,327	1,698	3,750	600	600	600
529300 Dues and Memberships	33,136	26,245	37,635	29,150	29,150	29,150
529610 Homicide Investigations	0	99	0	0	0	0
529650 Pre Employment Costs	0	0	800	320	320	320
529690 Other Investigations	3,299	2,811	300	300	300	300
529740 Fairs and Shows	0	0	500	0	0	0
529910 Awards and Recognition	243	730	1,088	250	250	250
529999 Miscellaneous Expense	655	0	0	0	0	0
Miscellaneous Total	68,108	68,147	78,102	57,050	57,050	57,050
Materials and Services Total	477,247	496,025	559,686	683,124	683,124	683,124

MARION COUNTY FY 2020-21 BUDGET

BY DEPARTMENT

DISTRICT ATTORNEY'S OFFICE

100 - General Fund	Actual FY 17-18	Actual FY 18-19	Budget FY 19-20	Proposed FY 20-21	Approved FY 20-21	Adopted FY 20-21
Administrative Charges						
611100 County Admin Allocation	83,860	92,871	105,805	98,598	98,598	98,598
611210 Facilities Mgt Allocation	122,980	123,540	145,105	138,544	138,544	138,544
611220 Custodial Allocation	89,887	88,539	105,970	106,692	106,692	106,692
611230 Courier Allocation	3,405	3,016	3,307	3,762	3,762	3,762
611250 Risk Management Allocation	22,634	15,463	15,325	14,675	14,675	14,675
611255 Benefits Allocation	19,749	20,742	21,642	0	0	0
611260 Human Resources Allocation	71,198	79,159	93,642	125,545	125,545	125,545
611300 Legal Services Allocation	13,947	12,240	15,700	26,072	26,072	26,072
611400 Information Tech Allocation	146,006	163,276	205,938	233,817	233,817	233,817
611410 FIMS Allocation	101,421	110,424	100,964	91,374	91,374	91,374
611420 Telecommunications Allocation	25,271	29,671	38,824	35,524	35,524	35,524
611430 Info Tech Direct Charges	204,654	226,849	110,096	48,553	48,553	48,553
611600 Finance Allocation	81,083	94,361	98,780	95,365	95,365	95,365
611800 MCBEE Allocation	1,720	1,748	4,549	12,499	12,499	12,499
612100 IT Equipment Use Charges	11,170	18,913	15,485	29,014	29,014	29,014
614100 Liability Insurance Allocation	60,500	46,600	32,399	31,300	31,300	31,300
614200 WC Insurance Allocation	32,100	28,200	19,701	16,600	16,600	16,600
Administrative Charges Total	1,091,585	1,155,612	1,133,232	1,107,934	1,107,934	1,107,934
General Fund Total	8,687,118	8,736,726	9,718,302	10,486,683	10,486,683	10,486,683
220 - Child Support	Actual FY 17-18	Actual FY 18-19	Budget FY 19-20	Proposed FY 20-21	Approved FY 20-21	Adopted FY 20-21
Personnel Services						
Salaries and Wages						
511020 Salaries and Wages Budget Only	0	0	711	0	0	0
511110 Regular Wages	682,172	734,288	1,027,223	1,114,277	1,114,277	1,114,277
511120 Temporary Wages	13,362	14,273	19,000	19,381	19,381	19,381
511130 Vacation Pay	60,191	55,802	0	0	0	0
511140 Sick Pay	44,439	34,043	0	0	0	0
511150 Holiday Pay	38,627	39,385	0	0	0	0
511210 Compensation Credits	20,053	19,316	19,849	21,137	21,137	21,137
511240 Leave Payoff	4,564	2,664	0	0	0	0
511290 Health Insurance Waiver Pay	1,300	2,407	2,400	2,400	2,400	2,400
Salaries and Wages Total	864,708	902,179	1,069,183	1,157,195	1,157,195	1,157,195
Fringe Benefits						
512110 PERS	169,515	173,750	240,856	265,577	265,577	265,577
512120 401K	9,718	10,408	13,008	14,190	14,190	14,190
512130 PERS Debt Service	31,324	45,435	55,624	60,874	60,874	60,874
512200 FICA	64,131	66,538	80,950	87,623	87,623	87,623
512310 Medical Insurance	183,969	187,045	226,464	231,840	231,840	231,840
512320 Dental Insurance	17,608	17,118	22,512	19,488	19,488	19,488

MARION COUNTY FY 2020-21 BUDGET

BY DEPARTMENT

DISTRICT ATTORNEY'S OFFICE

220 - Child Support	Actual FY 17-18	Actual FY 18-19	Budget FY 19-20	Proposed FY 20-21	Approved FY 20-21	Adopted FY 20-21
Personnel Services						
512330 Group Term Life Insurance	1,526	1,577	1,928	2,093	2,093	2,093
512340 Long Term Disability Insurance	2,877	2,963	4,325	4,694	4,694	4,694
512400 Unemployment Insurance	2,770	2,711	3,881	3,413	3,413	3,413
512520 Workers Comp Insurance	304	299	468	468	468	468
512600 Wellness Program	505	508	600	600	600	600
512610 Employee Assistance Program	373	409	510	510	510	510
512700 County HSA Contributions	4,550	4,550	4,550	7,800	7,800	7,800
Fringe Benefits Total	489,169	513,310	655,676	699,170	699,170	699,170
Personnel Services Total	1,353,877	1,415,489	1,724,859	1,856,365	1,856,365	1,856,365
Materials and Services						
Supplies						
521010 Office Supplies	8,583	9,933	9,503	6,800	6,800	6,800
521190 Publications	769	271	750	700	700	700
Supplies Total	9,352	10,204	10,253	7,500	7,500	7,500
Materials						
522110 Batteries	0	0	30	0	0	0
522150 Small Office Equipment	2,535	2,185	1,159	1,000	1,000	1,000
522170 Computers Non Capital	0	1,566	10,700	1,000	1,000	1,000
522180 Software	4,316	268	1,700	0	0	0
Materials Total	6,850	4,020	13,589	2,000	2,000	2,000
Communications						
523010 Telephone Equipment	0	170	0	0	0	0
523020 Phone and Communication Svcs	0	0	430	0	0	0
523040 Data Connections	40	0	0	0	0	0
523050 Postage	200	0	550	0	0	0
523060 Cellular Phones	622	623	1,100	630	630	630
523090 Long Distance Charges	687	696	400	550	550	550
Communications Total	1,549	1,489	2,480	1,180	1,180	1,180
Utilities						
524010 Electricity	7,792	8,546	8,964	8,110	8,110	8,110
524020 City Operations and St Lights	5	5	5	5	5	5
524040 Natural Gas	73	76	81	86	86	86
524050 Water	149	131	134	153	153	153
524070 Sewer	327	291	298	316	316	316
524090 Garbage Disposal and Recycling	661	536	492	519	519	519
Utilities Total	9,007	9,585	9,974	9,189	9,189	9,189
Contracted Services						
525235 Laboratory Services	1,787	1,320	1,700	1,500	1,500	1,500
525440 Client Assistance	98	215	100	180	180	180
525450 Subscription Services	772	1,575	1,228	1,000	1,000	1,000

MARION COUNTY FY 2020-21 BUDGET

BY DEPARTMENT

DISTRICT ATTORNEY'S OFFICE

220 - Child Support	Actual FY 17-18	Actual FY 18-19	Budget FY 19-20	Proposed FY 20-21	Approved FY 20-21	Adopted FY 20-21
Materials and Services						
525550 Court Services	2,174	960	5,250	1,960	1,960	1,960
525710 Printing Services	893	1,345	1,772	1,000	1,000	1,000
525735 Mail Services	13,141	13,069	17,500	12,750	12,750	12,750
525740 Document Disposal Services	1,080	1,044	1,430	1,260	1,260	1,260
525770 Interpreters and Translators	0	0	250	0	0	0
525999 Other Contracted Services	8,200	1,344	10,000	8,283	8,283	8,283
Contracted Services Total	28,144	20,872	39,230	27,933	27,933	27,933
Repairs and Maintenance						
526010 Office Equipment Maintenance	33	0	0	0	0	0
526030 Building Maintenance	397	5,114	500	600	600	600
Repairs and Maintenance Total	430	5,114	500	600	600	600
Rentals						
527120 Motor Pool Mileage	0	0	100	0	0	0
527130 Parking	9	20	100	0	0	0
527240 Condo Assn Assessments	9,046	8,467	9,234	11,736	11,736	11,736
527300 Equipment Rental	3,622	4,903	8,237	6,240	6,240	6,240
Rentals Total	12,677	13,390	17,671	17,976	17,976	17,976
Insurance						
528220 Notary Bonds	160	40	80	40	40	40
Insurance Total	160	40	80	40	40	40
Miscellaneous						
529110 Mileage Reimbursement	357	860	4,658	5,370	5,370	5,370
529120 Commercial Travel	0	0	1,550	2,737	2,737	2,737
529130 Meals	0	0	870	1,220	1,220	1,220
529140 Lodging	568	1,180	3,160	4,560	4,560	4,560
529210 Meetings	0	0	300	0	0	0
529220 Conferences	955	425	2,829	2,829	2,829	2,829
529300 Dues and Memberships	2,296	2,296	4,500	5,000	5,000	5,000
529690 Other Investigations	660	670	660	0	0	0
529880 Recording Charges	245	417	500	300	300	300
529910 Awards and Recognition	71	0	0	0	0	0
Miscellaneous Total	5,152	5,848	19,027	22,016	22,016	22,016
Materials and Services Total	73,322	70,562	112,804	88,434	88,434	88,434
Administrative Charges						
611100 County Admin Allocation	16,196	17,609	20,299	20,917	20,917	20,917
611210 Facilities Mgt Allocation	20,777	20,873	24,201	24,440	24,440	24,440
611220 Custodial Allocation	15,063	14,835	17,547	18,701	18,701	18,701
611230 Courier Allocation	659	574	637	801	801	801
611250 Risk Management Allocation	2,224	2,026	2,559	2,942	2,942	2,942
611255 Benefits Allocation	3,823	3,946	4,167	0	0	0
611260 Human Resources Allocation	13,781	15,061	18,030	26,734	26,734	26,734
611400 Information Tech Allocation	27,971	31,081	39,219	49,530	49,530	49,530

MARION COUNTY FY 2020-21 BUDGET

BY DEPARTMENT

DISTRICT ATTORNEY'S OFFICE

220 - Child Support	Actual FY 17-18	Actual FY 18-19	Budget FY 19-20	Proposed FY 20-21	Approved FY 20-21	Adopted FY 20-21
Administrative Charges						
611410 FIMS Allocation	19,534	20,852	19,285	19,292	19,292	19,292
611420 Telecommunications Allocation	4,877	5,609	7,446	7,486	7,486	7,486
611430 Info Tech Direct Charges	39,325	42,890	21,076	10,115	10,115	10,115
611600 Finance Allocation	14,694	16,179	18,368	19,440	19,440	19,440
611800 MCBEE Allocation	331	330	869	2,639	2,639	2,639
612100 IT Equipment Use Charges	2,134	3,606	2,945	6,141	6,141	6,141
614100 Liability Insurance Allocation	5,200	6,000	5,000	6,200	6,200	6,200
614200 WC Insurance Allocation	3,900	3,800	3,700	3,400	3,400	3,400
Administrative Charges Total	190,489	205,271	205,348	218,778	218,778	218,778
Child Support Total	1,617,688	1,691,322	2,043,011	2,163,577	2,163,577	2,163,577
300 - District Attorney Grants						
Personnel Services						
Salaries and Wages						
511020 Salaries and Wages Budget Only	0	0	1,007	0	0	0
511110 Regular Wages	533,456	532,549	512,282	571,402	571,402	571,402
511120 Temporary Wages	60	1,894	0	0	0	0
511130 Vacation Pay	35,967	25,334	0	0	0	0
511140 Sick Pay	22,760	20,534	0	0	0	0
511150 Holiday Pay	28,287	27,312	0	0	0	0
511160 Comp Time Pay	1,964	1,346	0	0	0	0
511210 Compensation Credits	5,432	7,052	2,794	1,171	1,171	1,171
511220 Pager Pay	3,507	2,076	0	5,805	5,805	5,805
511240 Leave Payoff	2,388	8,581	0	0	0	0
511290 Health Insurance Waiver Pay	3,514	2,370	4,800	2,400	2,400	2,400
511410 Straight Pay	94	0	0	0	0	0
Salaries and Wages Total	637,429	629,048	520,883	580,778	580,778	580,778
Fringe Benefits						
512010 Fringe Benefits Budget Only	0	0	923	0	0	0
512110 PERS	98,564	99,943	119,310	131,958	131,958	131,958
512120 401K	8,077	8,374	4,669	4,899	4,899	4,899
512130 PERS Debt Service	45,468	60,151	27,554	30,762	30,762	30,762
512200 FICA	47,399	47,147	39,012	43,315	43,315	43,315
512310 Medical Insurance	155,005	161,291	121,158	165,435	165,435	165,435
512320 Dental Insurance	14,201	14,461	12,044	13,906	13,906	13,906
512330 Group Term Life Insurance	1,145	1,130	954	1,068	1,068	1,068
512340 Long Term Disability Insurance	2,366	2,325	2,138	2,389	2,389	2,389
512400 Unemployment Insurance	2,048	1,895	1,924	1,724	1,724	1,724
512520 Workers Comp Insurance	292	255	315	315	315	315

MARION COUNTY FY 2020-21 BUDGET

BY DEPARTMENT

DISTRICT ATTORNEY'S OFFICE

300 - District Attorney Grants	Actual FY 17-18	Actual FY 18-19	Budget FY 19-20	Proposed FY 20-21	Approved FY 20-21	Adopted FY 20-21
Personnel Services						
512600 Wellness Program	451	439	439	439	439	439
512610 Employee Assistance Program	333	352	374	374	374	374
512700 County HSA Contributions	1,300	1,300	1,300	0	0	0
Fringe Benefits Total	376,647	399,063	332,114	396,584	396,584	396,584
Personnel Services Total	1,014,077	1,028,111	852,997	977,362	977,362	977,362
Materials and Services						
Supplies						
521010 Office Supplies	2,210	21	9,320	0	0	0
521070 Departmental Supplies	138	0	0	0	0	0
Supplies Total	2,348	21	9,320	0	0	0
Materials						
522150 Small Office Equipment	228	2,069	54,820	30,000	30,000	30,000
522170 Computers Non Capital	4,327	8,017	19,349	0	0	0
522180 Software	487	2,046	300	0	0	0
Materials Total	5,043	12,132	74,469	30,000	30,000	30,000
Communications						
523010 Telephone Equipment	0	0	3,000	0	0	0
523040 Data Connections	822	0	5,000	0	0	0
523050 Postage	882	677	0	0	0	0
523060 Cellular Phones	26	0	0	0	0	0
Communications Total	1,730	677	8,000	0	0	0
Utilities						
524010 Electricity	2,792	3,034	3,211	6,456	6,456	6,456
524020 City Operations and St Lights	2	2	2	4	4	4
524040 Natural Gas	26	27	29	69	69	69
524050 Water	53	47	48	122	122	122
524070 Sewer	117	104	107	251	251	251
524090 Garbage Disposal and Recycling	172	176	176	413	413	413
Utilities Total	3,162	3,390	3,573	7,315	7,315	7,315
Contracted Services						
525440 Client Assistance	0	490	0	0	0	0
525540 Witnesses	12,278	9,672	0	0	0	0
525550 Court Services	474	810	0	0	0	0
525560 Victim Emergency Services	12,404	4,214	57,458	62,658	62,658	62,658
525710 Printing Services	0	0	1,000	0	0	0
525735 Mail Services	152	177	0	0	0	0
525770 Interpreters and Translators	971	825	0	0	0	0
Contracted Services Total	26,279	16,187	58,458	62,658	62,658	62,658
Repairs and Maintenance						
526030 Building Maintenance	0	0	48,044	50,000	50,000	50,000
Repairs and Maintenance Total	0	0	48,044	50,000	50,000	50,000

MARION COUNTY FY 2020-21 BUDGET

BY DEPARTMENT

DISTRICT ATTORNEY'S OFFICE

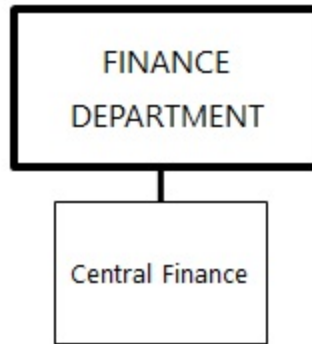
300 - District Attorney Grants	Actual FY 17-18	Actual FY 18-19	Budget FY 19-20	Proposed FY 20-21	Approved FY 20-21	Adopted FY 20-21
Materials and Services						
Rentals						
527130 Parking	190	110	500	250	250	250
527240 Condo Assn Assessments	3,241	3,033	3,307	9,342	9,342	9,342
Rentals Total	3,431	3,143	3,807	9,592	9,592	9,592
Miscellaneous						
529110 Mileage Reimbursement	1,517	462	1,000	250	250	250
529120 Commercial Travel	909	491	4,299	4,299	4,299	4,299
529130 Meals	369	391	1,700	1,500	1,500	1,500
529140 Lodging	4,866	1,619	26,700	1,200	1,200	1,200
529210 Meetings	324	113	0	0	0	0
529220 Conferences	4,881	486	40,117	29,500	29,500	29,500
529230 Training	718	545	0	0	0	0
529300 Dues and Memberships	60	0	0	0	0	0
529620 Narcotics Investigations	0	0	3,596	3,596	3,596	3,596
529650 Pre Employment Costs	20	0	0	0	0	0
529740 Fairs and Shows	548	142	200	200	200	200
529910 Awards and Recognition	1,043	725	0	0	0	0
Miscellaneous Total	15,256	4,972	77,612	40,545	40,545	40,545
Materials and Services Total	57,248	40,521	283,283	200,110	200,110	200,110
Administrative Charges						
611100 County Admin Allocation	11,748	13,473	15,468	10,845	10,845	10,845
611210 Facilities Mgt Allocation	16,540	16,615	19,265	19,455	19,455	19,455
611220 Custodial Allocation	11,991	11,808	13,967	14,886	14,886	14,886
611230 Courier Allocation	462	419	472	371	371	371
611250 Risk Management Allocation	2,957	4,713	7,236	1,991	1,991	1,991
611255 Benefits Allocation	2,680	2,879	3,093	0	0	0
611260 Human Resources Allocation	9,659	10,985	13,381	12,388	12,388	12,388
611400 Information Tech Allocation	21,297	24,822	30,951	29,344	29,344	29,344
611410 FIMS Allocation	14,756	16,832	15,175	11,371	11,371	11,371
611420 Telecommunications Allocation	3,689	4,544	5,851	4,418	4,418	4,418
611430 Info Tech Direct Charges	29,854	34,461	16,671	6,069	6,069	6,069
611600 Finance Allocation	13,877	18,470	16,868	17,077	17,077	17,077
611800 MCBEE Allocation	250	267	684	1,555	1,555	1,555
612100 IT Equipment Use Charges	1,636	2,857	2,328	3,649	3,649	3,649
614100 Liability Insurance Allocation	4,000	4,900	4,000	4,200	4,200	4,200
614200 WC Insurance Allocation	8,100	17,900	20,600	2,300	2,300	2,300
Administrative Charges Total	153,496	185,945	186,010	139,919	139,919	139,919
Contingency						
571010 Contingency	0	0	53,299	96,099	96,099	96,099
Contingency Total	0	0	53,299	96,099	96,099	96,099
District Attorney Grants Total	1,224,821	1,254,577	1,375,589	1,413,490	1,413,490	1,413,490
District Attorney's Office Grand Total	11,529,628	11,682,625	13,136,902	14,063,750	14,063,750	14,063,750

MARION COUNTY FY 2020-21 BUDGET

BY DEPARTMENT

FINANCE

FINANCE



MISSION STATEMENT

Safeguarding Marion County's fiscal integrity.

GOALS AND OBJECTIVES

- Goal 1 Streamline and standardize the county's contracting, solicitation and purchasing processes.
- Objective 1 Take full advantage of the Contract Management System (CMS) functionality.
 - Objective 2 Revise, develop and document contracting processes to enhance customer satisfaction, improve efficiency and increase consistency.
 - Objective 3 Propose policy that would allow implementation of an electronic signature process (including a vendor portal) as part of the contract approval process.
- Goal 2 Increase customer access to information through web-based, electronic and self-service methods.
- Objective 1 Develop a consistent format across pages of the Finance Department Website.
 - Objective 2 Assess the need for additional content to be included on the department webpage based on customer feedback.
- Goal 3 Develop and provide communication and training to department personnel to achieve greater compliance with and consistency in carrying out financial processes and procedures.
- Objective 1 Provide more training to departments to improve accuracy and consistency in time card reporting.
 - Objective 2 Develop a more consistent time sheet format (or formats) for use across county departments.
 - Objective 3 Update purchasing manual and continue training new staff in countywide procurement process.
 - Objective 4 Implement countywide policy and procedures for grant compliance.
 - Objective 5 Develop a "Finance Quick Start Guide" for new department heads, elected officials and managers.
- Goal 4 Ensure the Finance Department is prepared to respond to emergencies to ensure departments are able to continue operations and provide services.
- Objective 1 In coordination with the Information Technology Department, plan for and perform a test of the county's ability to install the county's Oracle system on a new device from backup and run critical business financial processes. After the test, evaluate and resolve any weaknesses.

MARION COUNTY FY 2020-21 BUDGET

BY DEPARTMENT

FINANCE

- Goal 5 Build an organizational culture and management approach that supports innovation and continuous process improvement.
 - Objective 1 Hold quarterly department-wide discussions to review and evaluate progress toward Finance Department goals and objectives.
 - Objective 2 Implement regular survey process within Finance and with external customers to assess areas for improvement.

MARION COUNTY FY 2020-21 BUDGET

BY DEPARTMENT

FINANCE

DEPARTMENT OVERVIEW

The Finance Department provides financial services that support departments in delivering their services to customers and clients. The Finance Department is part of the Central Services Fund. The Finance Department budget consists of one program, the Central Finance Program, which includes two service areas: financial services and payroll.

RESOURCE AND REQUIREMENT SUMMARY

Finance	FY 17-18 ACTUAL	FY 18-19 ACTUAL	FY 19-20 BUDGET	FY 20-21 ADOPTED	+/- %
RESOURCES					
Charges for Services	43,280	26,319	26,050	26,100	0.2%
Admin Cost Recovery	2,358,378	2,600,908	2,881,398	3,070,854	6.6%
Other Revenues	150	199	250	0	-100.0%
General Fund Transfers	22,030	0	0	0	n.a.
Other Fund Transfers	47,249	39,399	90,000	79,686	-11.5%
TOTAL RESOURCES	2,471,087	2,666,824	2,997,698	3,176,640	6.0%
REQUIREMENTS					
Personnel Services					
Salaries and Wages	1,282,641	1,409,841	1,513,738	1,658,667	9.6%
Fringe Benefits	714,610	796,843	930,416	963,524	3.6%
Total Personnel Services	1,997,251	2,206,684	2,444,154	2,622,191	7.3%
Materials and Services					
Supplies	11,085	8,124	9,139	8,925	-2.3%
Materials	21,192	3,145	11,450	9,550	-16.6%
Communications	770	1,174	775	980	26.5%
Utilities	13,047	14,071	14,543	13,397	-7.9%
Contracted Services	123,963	113,271	150,300	143,150	-4.8%
Repairs and Maintenance	10,751	8,737	4,150	20,231	387.5%
Rentals	18,789	18,335	20,418	23,634	15.8%
Miscellaneous	27,369	21,156	28,025	26,764	-4.5%
Total Materials and Services	226,965	188,015	238,800	246,631	3.3%
Administrative Charges	246,871	272,125	314,744	307,818	-2.2%
TOTAL REQUIREMENTS	2,471,087	2,666,824	2,997,698	3,176,640	6.0%
FTE	20.00	20.60	21.60	21.60	0.0%

MARION COUNTY FY 2020-21 BUDGET

BY DEPARTMENT

FINANCE

FUNDS

Fund Name	FY 17-18 ACTUAL	FY 18-19 ACTUAL	FY 19-20 BUDGET	FY 20-21 ADOPTED	% of Total
RESOURCES					
FND 580 Central Services	2,471,087	2,666,824	2,997,698	3,176,640	100.0%
TOTAL RESOURCES	2,471,087	2,666,824	2,997,698	3,176,640	100.0%
REQUIREMENTS					
FND 580 Central Services	2,471,087	2,666,824	2,997,698	3,176,640	100.0%
TOTAL REQUIREMENTS	2,471,087	2,666,824	2,997,698	3,176,640	100.0%

PROGRAMS

	FY 17-18 ACTUAL	FY 18-19 ACTUAL	FY 19-20 BUDGET	FY 20-21 ADOPTED	+/- %
RESOURCES					
Central Finance	2,471,087	2,666,824	2,997,698	3,176,640	6.0%
TOTAL RESOURCES	2,471,087	2,666,824	2,997,698	3,176,640	6.0%
REQUIREMENTS					
Central Finance	2,471,087	2,666,824	2,997,698	3,176,640	6.0%
TOTAL REQUIREMENTS	2,471,087	2,666,824	2,997,698	3,176,640	6.0%

MARION COUNTY FY 2020-21 BUDGET

BY DEPARTMENT

FINANCE

Central Finance Program

- Manages county financial reporting, coordinates the annual audit, and produces the Comprehensive Annual Financial Report (CAFR).
- Provides direction, oversight, and monitoring for the countywide budget process. Ensures compliance with Oregon Local Budget Law and produces the annual budget book.
- Provides fiscal policy and direction for countywide accounting and financial services.
- Produces bi-weekly payroll for more than 1,500 regular and part-time employees and meets all federal and state reporting requirements, including Public Employees Retirement System (PERS) mandates.
- Develops and interprets Marion County Public Contracting Law and policies and procedures and ensures county compliance. Reviews all county federal awards for grant compliance.
- Provides oversight of Marion County tax foreclosed and surplus real property.
- Manages county debt and related compliance and reporting requirements.
- Produces payments for all county invoices, produces invoices for county receivables, and forwards accounts for collection.
- Oversee the County Cable Regulatory Commission.

Program Summary

Finance	Program: Central Finance				
	FY 17-18 ACTUAL	FY 18-19 ACTUAL	FY 19-20 BUDGET	FY 20-21 ADOPTED	+/- %
RESOURCES					
Charges for Services	43,280	26,319	26,050	26,100	0.2%
Admin Cost Recovery	2,358,378	2,600,908	2,881,398	3,070,854	6.6%
Other Revenues	150	199	250	0	-100.0%
General Fund Transfers	22,030	0	0	0	n.a.
Other Fund Transfers	47,249	39,399	90,000	79,686	-11.5%
TOTAL RESOURCES	2,471,087	2,666,824	2,997,698	3,176,640	6.0%
REQUIREMENTS					
Personnel Services	1,997,251	2,206,684	2,444,154	2,622,191	7.3%
Materials and Services	226,965	188,015	238,800	246,631	3.3%
Administrative Charges	246,871	272,125	314,744	307,818	-2.2%
TOTAL REQUIREMENTS	2,471,087	2,666,824	2,997,698	3,176,640	6.0%
FTE	20.00	20.60	21.60	21.60	0.0%

FTE By Position Title By Program

Program: Central Finance	
Position Title	FTE
Accountant 2	2.60
Accounting Specialist	3.00
Budget Analyst 2	1.00
Budget and Grants Manager	1.00
Chief Accountant	1.00
Chief Financial Officer	1.00
Contracts and Procurement Manager	1.00
Controller	1.00

MARION COUNTY FY 2020-21 BUDGET
BY DEPARTMENT
FINANCE

Program: Central Finance	
Position Title	FTE
Grant/Contracts Compliance Analyst	2.00
Management Analyst 2	1.00
Office Specialist 4	1.00
Payroll Analyst	1.00
Payroll Specialist (Confidential)	3.00
Payroll Supervisor	1.00
Property Coordinator	1.00
Program Central Finance FTE Total:	21.60

FTE Changes

There are no changes in FTE.

Central Finance Program Budget Justification

RESOURCES

The Finance Department is primarily funded through Administrative Cost Recovery. Charges for Services resources are financial services provided to other agencies. Other Fund Transfers is from the Tax Title Fund for tax foreclosed duties performed by the property coordinator within the Finance Department.

REQUIREMENTS

Personnel Services has increased due to increased costs for COLA's, health insurance, and regular employee merit steps, along with a full year of personnel costs for FTE changes made mid-year in FY 2019-20. Materials and Services (M&S) increased due to additional \$15,000 for software subscriptions costs associated with Contract Management System that were previously budgeted in the Information Technology Department's budget that are now included in the Finance Department's budget.

MARION COUNTY FY 2020-21 BUDGET

BY DEPARTMENT

FINANCE

KEY DEPARTMENT ACCOMPLISHMENTS

- Prepared and completed the FY 2018-19 audit for Marion County and related service districts within critical deadlines and while transitioning to working with a new audit firm, while also developing the Comprehensive Annual Financial Report, which resulted in the receipt of the Certificate of Award from the Government Finance Officers Association (GFOA) for excellence in financial reporting for the eighteenth consecutive year.
- Submitted the FY 2019-20 Budget Book to the Government Finance Officers Association "Distinguished Budget Presentation Award" program and received the award for the ninth consecutive year.
- Assumed responsibility for providing financial, procurement, budget and accounting oversight for the Cable Regulatory Commission, an ORS 190 organization consisting of the City of Salem and Marion County.
- Continued to coordinate with IT to enhance reporting features in the Marion County Budgeting System (BUD) that will increase efficiencies during the countywide budget preparation process.
- Developed a new Capital Improvement Project (CIP) Manual to help assist departments with identifying, requesting, approving and budgeting their capital needs.
- Continued working on a joint project with IT to replace the Oracle reporting tool. This tool will provide financial, human resources and payroll data for executive management and department reporting needs. Initial implementation for Central Services departments began in FY 15-16 and should be completed by the end of FY 19-20. This past year, a specific solution was developed for conversion of payroll reports.
- Began participating in a Lean led process with department contract employees to look for improvements to the county solicitation and contracting process.
- Contracts Management and Procurement completed revision and updates to the Marion County Public Contracting Rules based on related state statutory changes.
- Revised Marion County's electronic W-4 form and procedures to comply with the new federal W-4 withholding requirements effective January 1, 2020.
- Revised the Finance Department organization to recognize distinct lines of business in order to improve functionality and customer service delivery.

MARION COUNTY FY 2020-21 BUDGET

BY DEPARTMENT

FINANCE

KEY INDICATORS

1: P-Card Transactions

Definition and Purpose

Marion County implemented a Procurement Card (P-Card) program in July 2005. By policy, P-Cards were implemented to replace all other credit and revolving charge cards throughout the county. They are primarily to be used for the purchase of small dollar goods. The use of P-Cards is encouraged for several reasons: 1) lower cost per transaction than other purchase options, 2) rebate incentives provided by the vendor for achieving certain levels of volume purchases, 3) greater level of internal control over purchases, and 4) to improve consistency for purchases throughout the county. Reviewing the annual number of transactions and dollar volume of P-Card use is one way to monitor the success of the program goals.

Significance

This key indicator supports the county strategic priority for Operational Efficiency and Quality Service Goal #6: Provide efficient, effective, and responsive government through stewardship and accountability. As Marion County increases the number of transactions and dollar volume of purchases made with P-Cards, several efficiencies are gained. First, because the transaction cost of using a P-Card is lower than other purchase options, the county achieves greater efficiency with each transaction moved from other purchase options to a P-Card. Second, increasing P-Card use throughout the county will eventually produce reduced costs through the rebate program once the required volume is met. Finally, increased use of the P-Card for purchases ensures that a greater level of controls are involved in county procurements.

Data Units Fiscal Year

The data provided for this key indicator is: 1) annual number of transactions, and 2) annual dollar volume of transactions.

FY 16-17 Actual	FY 17-18 Actual	FY 18-19 Actual	FY 19-20 Estimate	FY 20-21 Estimate
15,796 - \$2,041,137	15,804 - \$2,146,940	16,143 - \$2,096,558	14,040 - \$1,835,528	15,091 - \$1,966,042

Explanation of Trends and Changes

P-Card dollar volume and transaction count are anticipated to increase slightly in FY 2020-21. For FY 2019 -20, the average number of P-Cards transactions is 1,170 per month or approximately \$153,000. Based on more recent monthly trends in FY 2020-21, which are increasing in volume, we anticipate the number of purchases, as well as the dollar amount of purchases, to slightly increase for FY 2020-21.

2: Contracts Processed in Compliance With County Policy and Procedure

Definition and Purpose

Marion County contracts staff review contracts processed by departments to ensure that each contract meets standards, policies and procedures. These standards have been implemented to protect the county from unnecessary risk and to ensure that the processing of contracts is efficient and effective. As contracts are reviewed and non-compliance is identified, Finance Department personnel can identify measures to put into place to reduce the specific areas that need improvement. These measures may include additional training, policy development or improved clarification of current policy.

MARION COUNTY FY 2020-21 BUDGET
BY DEPARTMENT
FINANCE

Significance

This key indicator supports the county strategic priority for Operational Efficiency and Quality Service Goal #6: Provide efficient, effective, and responsive government through stewardship and accountability. Some examples of issues identified that may create risk in the contract process are: current contracts that are not extended while work continues past the expiration date, new contracts that are not signed prior to service delivery, missing insurance requirements, incomplete documentation of the solicitation process, inappropriate solicitation process, etc. As Marion County identifies the non-compliance areas through tracking of this key indicator, improvements can be made to the contracts process to meet the goal of reducing risk and increasing efficiency.

Data Units Fiscal Year

The data provided for this key indicator is number of contracts identified with issues of non-compliance compared to total contracts processed by the county.

FY 16-17 Actual	FY 17-18 Actual	FY 18-19 Actual	FY 19-20 Estimate	FY 20-21 Estimate
192 issues (23%) / 852 contracts processed	178 issues (21%) / 830 contracts processed	209 issues (32%) / 661 contracts processed	225 issues (27%) / 830 contracts processed	200 issues (22%) / 900 contracts processed

Explanation of Trends and Changes

Of the 351 contracts that were processed as of January 2020, 105 contracts had some type of non-compliance, of which 79% were reinstatements. Although the number of issues are anticipated to increase for FY 2019-20 compared to the previous fiscal year, the error rate will be lower because the number of contracts reviewed in Finance has increased. The current trend of contracts processed by the county continues to increase and is reflected in the FY 2020-21 estimates. The increase in contracts is due to a combination of factors, some of which are: 1) timing of expiring contracts; 2) departments engaging routine services through contracts instead of "one off" POs; 3) engaging in contracts to supplement work that department staff have not been able to complete. However, the estimated error rate is expected to decrease slightly for the next fiscal year. Although there are a number of new department contract staff, which contributes to increased errors due to the learning curve, improved training options jointly implemented between Finance and department contract staff have helped to offset that error rate.

MARION COUNTY FY 2020-21 BUDGET

BY DEPARTMENT

FINANCE

Resources by Fund Detail						
580 - Central Services	Actual FY 17-18	Actual FY 18-19	Budget FY 19-20	Proposed FY 20-21	Approved FY 20-21	Adopted FY 20-21
Charges for Services						
341430 Copy Machine Fees	25	13	0	0	0	0
341999 Other Fees	40	0	0	0	0	0
342910 Public Records Request Charges	75	251	50	100	100	100
347101 Central Svcs to Other Agencies	43,140	26,054	26,000	26,000	26,000	26,000
Charges for Services Total	43,280	26,319	26,050	26,100	26,100	26,100
Admin Cost Recovery						
411600 Finance Allocation	2,358,378	2,600,908	2,881,398	3,070,854	3,070,854	3,070,854
Admin Cost Recovery Total	2,358,378	2,600,908	2,881,398	3,070,854	3,070,854	3,070,854
Other Revenues						
371000 Miscellaneous Income	150	199	250	0	0	0
Other Revenues Total	150	199	250	0	0	0
General Fund Transfers						
381100 Transfer from General Fund	22,030	0	0	0	0	0
General Fund Transfers Total	22,030	0	0	0	0	0
Other Fund Transfers						
381155 Xfr from Tax Title Land Sales	47,249	39,399	90,000	79,686	79,686	79,686
Other Fund Transfers Total	47,249	39,399	90,000	79,686	79,686	79,686
Central Services Total	2,471,087	2,666,824	2,997,698	3,176,640	3,176,640	3,176,640
Finance Grand Total	2,471,087	2,666,824	2,997,698	3,176,640	3,176,640	3,176,640

MARION COUNTY FY 2020-21 BUDGET

BY DEPARTMENT

FINANCE

Requirements by Fund Detail

580 - Central Services	Actual FY 17-18	Actual FY 18-19	Budget FY 19-20	Proposed FY 20-21	Approved FY 20-21	Adopted FY 20-21
Personnel Services						
Salaries and Wages						
511020 Salaries and Wages Budget Only	0	0	(10,000)	0	0	0
511110 Regular Wages	1,043,933	1,145,815	1,492,267	1,607,796	1,607,796	1,607,796
511120 Temporary Wages	18,004	9,769	0	0	0	0
511130 Vacation Pay	76,494	94,602	0	0	0	0
511140 Sick Pay	46,816	56,396	0	0	0	0
511150 Holiday Pay	52,172	60,844	0	0	0	0
511160 Comp Time Pay	128	1,592	0	0	0	0
511210 Compensation Credits	30,593	26,051	26,671	28,259	28,259	28,259
511240 Leave Payoff	9,562	8,810	0	11,012	11,012	11,012
511290 Health Insurance Waiver Pay	4,814	5,321	4,800	9,600	9,600	9,600
511410 Straight Pay	0	281	0	0	0	0
511420 Premium Pay	124	360	0	2,000	2,000	2,000
Salaries and Wages Total	1,282,641	1,409,841	1,513,738	1,658,667	1,658,667	1,658,667
Fringe Benefits						
512110 PERS	248,395	266,133	349,699	377,677	377,677	377,677
512120 401K	25,105	25,234	25,595	28,684	28,684	28,684
512130 PERS Debt Service	58,982	84,371	80,758	88,045	88,045	88,045
512200 FICA	95,359	105,258	114,999	124,410	124,410	124,410
512310 Medical Insurance	247,417	273,210	307,344	298,080	298,080	298,080
512320 Dental Insurance	22,898	24,498	30,552	25,056	25,056	25,056
512330 Group Term Life Insurance	2,243	2,498	2,808	3,026	3,026	3,026
512340 Long Term Disability Insurance	4,536	5,011	6,301	6,784	6,784	6,784
512400 Unemployment Insurance	4,093	4,256	5,638	4,936	4,936	4,936
512520 Workers Comp Insurance	440	437	618	648	648	648
512600 Wellness Program	714	769	840	880	880	880
512610 Employee Assistance Program	528	618	714	748	748	748
512700 County HSA Contributions	3,900	4,550	4,550	4,550	4,550	4,550
Fringe Benefits Total	714,610	796,843	930,416	963,524	963,524	963,524
Personnel Services Total	1,997,251	2,206,684	2,444,154	2,622,191	2,622,191	2,622,191
Materials and Services						
Supplies						
521010 Office Supplies	9,349	6,932	8,000	7,500	7,500	7,500
521070 Departmental Supplies	949	1,142	1,014	1,300	1,300	1,300
521110 First Aid Supplies	4	0	25	25	25	25
521190 Publications	783	50	100	100	100	100
Supplies Total	11,085	8,124	9,139	8,925	8,925	8,925

MARION COUNTY FY 2020-21 BUDGET

BY DEPARTMENT

FINANCE

580 - Central Services	Actual FY 17-18	Actual FY 18-19	Budget FY 19-20	Proposed FY 20-21	Approved FY 20-21	Adopted FY 20-21
Materials and Services						
Materials						
522150 Small Office Equipment	4,164	1,635	3,450	3,600	3,600	3,600
522160 Small Departmental Equipment	0	0	500	2,750	2,750	2,750
522170 Computers Non Capital	14,517	1,242	7,000	2,700	2,700	2,700
522180 Software	2,510	268	500	500	500	500
Materials Total	21,192	3,145	11,450	9,550	9,550	9,550
Communications						
523040 Data Connections	0	380	100	300	300	300
523050 Postage	0	71	0	0	0	0
523060 Cellular Phones	659	623	625	630	630	630
523090 Long Distance Charges	111	101	50	50	50	50
Communications Total	770	1,174	775	980	980	980
Utilities						
524010 Electricity	11,361	12,460	13,070	11,823	11,823	11,823
524020 City Operations and St Lights	8	8	8	8	8	8
524040 Natural Gas	106	110	118	126	126	126
524050 Water	217	191	196	223	223	223
524070 Sewer	477	425	434	460	460	460
524090 Garbage Disposal and Recycling	878	877	717	757	757	757
Utilities Total	13,047	14,071	14,543	13,397	13,397	13,397
Contracted Services						
525110 Consulting Services	0	0	0	0	0	0
525150 Audit Services	90,320	93,420	109,000	113,250	113,250	113,250
525153 Fiscal Agent Services	1,650	990	0	1,000	1,000	1,000
525175 Temporary Staffing	0	0	4,500	0	0	0
525450 Subscription Services	80	0	500	500	500	500
525510 Legal Services	35	0	0	0	0	0
525710 Printing Services	2,582	2,765	5,750	5,700	5,700	5,700
525715 Advertising	5,297	4,386	7,500	6,500	6,500	6,500
525735 Mail Services	9,695	10,233	9,650	10,300	10,300	10,300
525740 Document Disposal Services	100	205	150	150	150	150
525999 Other Contracted Services	14,204	1,273	13,250	5,750	5,750	5,750
Contracted Services Total	123,963	113,271	150,300	143,150	143,150	143,150
Repairs and Maintenance						
526010 Office Equipment Maintenance	100	484	200	200	200	200
526021 Computer Software Maintenance	3,350	3,350	3,350	19,431	19,431	19,431
526030 Building Maintenance	7,301	4,903	600	600	600	600
Repairs and Maintenance Total	10,751	8,737	4,150	20,231	20,231	20,231
Rentals						
527120 Motor Pool Mileage	834	417	900	500	500	500

MARION COUNTY FY 2020-21 BUDGET

BY DEPARTMENT

FINANCE

580 - Central Services	Actual FY 17-18	Actual FY 18-19	Budget FY 19-20	Proposed FY 20-21	Approved FY 20-21	Adopted FY 20-21
Materials and Services						
527130 Parking	29	26	75	75	75	75
527240 Condo Assn Assessments	13,190	12,345	13,463	17,109	17,109	17,109
527300 Equipment Rental	4,736	5,547	5,980	5,950	5,950	5,950
Rentals Total	18,789	18,335	20,418	23,634	23,634	23,634
Miscellaneous						
529110 Mileage Reimbursement	1,006	721	1,325	743	743	743
529120 Commercial Travel	0	1,013	1,000	1,000	1,000	1,000
529130 Meals	432	592	725	689	689	689
529140 Lodging	4,997	2,705	4,500	4,051	4,051	4,051
529210 Meetings	546	718	750	750	750	750
529220 Conferences	2,724	4,770	6,000	4,890	4,890	4,890
529230 Training	8,313	2,171	5,600	5,041	5,041	5,041
529300 Dues and Memberships	8,621	8,098	7,450	9,550	9,550	9,550
529650 Pre Employment Costs	70	62	0	50	50	50
529840 Professional Licenses	660	250	675	0	0	0
529999 Miscellaneous Expense	0	56	0	0	0	0
Miscellaneous Total	27,369	21,156	28,025	26,764	26,764	26,764
Materials and Services Total	226,965	188,015	238,800	246,631	246,631	246,631
Administrative Charges						
611100 County Admin Allocation	22,546	25,895	29,873	27,782	27,782	27,782
611210 Facilities Mgt Allocation	30,291	30,429	35,282	35,630	35,630	35,630
611220 Custodial Allocation	21,967	21,632	25,587	27,271	27,271	27,271
611230 Courier Allocation	911	835	929	1,027	1,027	1,027
611250 Risk Management Allocation	3,104	2,977	3,765	4,197	4,197	4,197
611255 Benefits Allocation	5,284	5,745	6,086	0	0	0
611260 Human Resources Allocation	19,048	21,925	26,333	34,248	34,248	34,248
611300 Legal Services Allocation	16,993	18,033	23,911	35,577	35,577	35,577
611400 Information Tech Allocation	64,327	70,589	89,718	81,441	81,441	81,441
611410 FIMS Allocation	29,074	32,783	30,325	28,555	28,555	28,555
611420 Telecommunications Allocation	2,672	2,861	4,654	3,006	3,006	3,006
611430 Info Tech Direct Charges	11,736	12,892	16,043	0	0	0
611800 MCBEE Allocation	491	516	1,363	3,903	3,903	3,903
612100 IT Equipment Use Charges	5,727	10,613	8,075	11,481	11,481	11,481
614100 Liability Insurance Allocation	7,400	9,100	7,500	8,900	8,900	8,900
614200 WC Insurance Allocation	5,300	5,300	5,300	4,800	4,800	4,800
Administrative Charges Total	246,871	272,125	314,744	307,818	307,818	307,818
Central Services Total	2,471,087	2,666,824	2,997,698	3,176,640	3,176,640	3,176,640
Finance Grand Total	2,471,087	2,666,824	2,997,698	3,176,640	3,176,640	3,176,640

MARION COUNTY FY 2020-21 BUDGET
BY DEPARTMENT
FINANCE

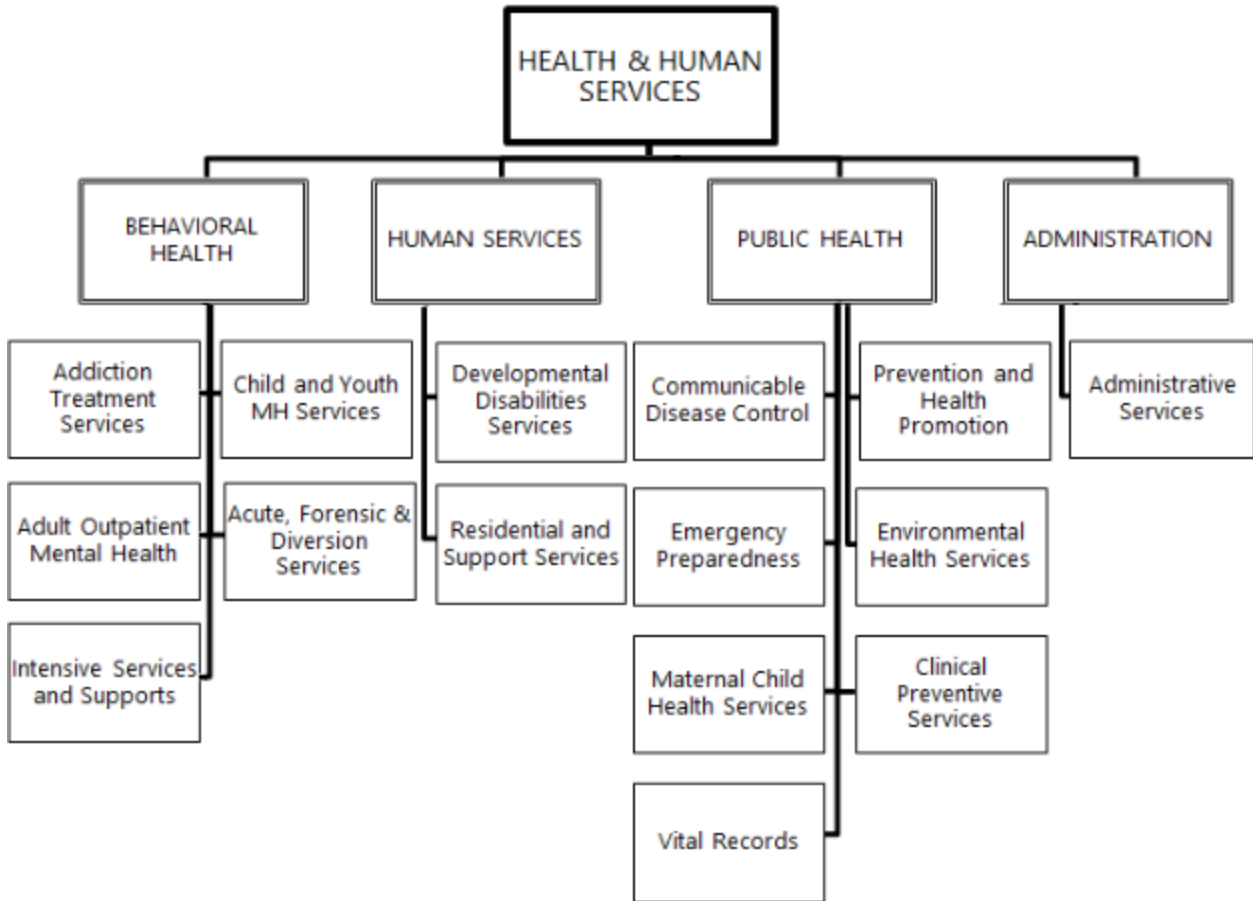
THIS PAGE HAS BEEN INTENTIONALLY LEFT BLANK

MARION COUNTY FY 2020-21 BUDGET

BY DEPARTMENT

HEALTH AND HUMAN SERVICES

HEALTH AND HUMAN SERVICES



MISSION STATEMENT

Create a safe and welcoming community where all people can access high quality health and human services and are supported to achieve their highest level of health.

GOALS AND OBJECTIVES

- Goal 1 Deliver an exceptional customer experience.
 - Objective 1 Increase customer satisfaction.
 - Objective 2 Increase awareness of service offerings.

- Goal 2 Drive systematic change to support healthy communities.
 - Objective 1 Increase community engagement.
 - Objective 2 Increase partner engagement.
 - Objective 3 Improve integration of funds.

- Goal 3 Improve internal systems and processes.
 - Objective 1 Launch a new electronic health record (EHR) system.
 - Objective 2 Improve quality improvement capabilities.

MARION COUNTY FY 2020-21 BUDGET
BY DEPARTMENT
HEALTH AND HUMAN SERVICES

Objective 3 Improve efficiency by speed and use of resources.

Goal 4 Support our people and culture.

Objective 1 Increase employee engagement.

Objective 2 Execute the Health and Human Services Strategic Plan.

MARION COUNTY FY 2020-21 BUDGET

BY DEPARTMENT

HEALTH AND HUMAN SERVICES

DEPARTMENT OVERVIEW

Health and Human Services serves as the community mental health program and the local public health department for Marion County. Health and Human Services and its administrator function under the authority vested in the county commissioners by statute to serve as both the local mental health authority and the local public health authority. In these roles, Health and Human Services is responsible for assuring the availability of mandated and state contracted services in our community. Health and Human Services achieves these roles through planning, program development, providing services, contracting for services, program oversight, evaluation, and quality improvement. The major focus of Public Health and Behavioral Health services is to provide for the safety of community members, and enable those most vulnerable to improve their lives.

MARION COUNTY FY 2020-21 BUDGET

BY DEPARTMENT

HEALTH AND HUMAN SERVICES

RESOURCE AND REQUIREMENT SUMMARY

Health and Human Services	FY 17-18 ACTUAL	FY 18-19 ACTUAL	FY 19-20 BUDGET	FY 20-21 ADOPTED	+/- %
RESOURCES					
Intergovernmental Federal	3,785,289	3,379,817	3,103,520	3,010,294	-3.0%
Intergovernmental State	24,939,513	23,025,609	26,059,221	25,668,838	-1.5%
Intergovernmental Local	14,646,083	14,577,308	7,843,834	0	-100.0%
Charges for Services	7,902,898	7,392,091	16,143,687	24,111,473	49.4%
Interest	253,738	333,015	330,100	272,120	-17.6%
Other Revenues	137,669	67,508	23,000	14,500	-37.0%
General Fund Transfers	3,730,390	3,604,588	3,914,282	3,962,080	1.2%
Net Working Capital	22,347,954	23,831,809	16,946,722	17,718,761	4.6%
TOTAL RESOURCES	77,743,534	76,211,743	74,364,366	74,758,066	0.5%
REQUIREMENTS					
Personnel Services					
Salaries and Wages	22,618,505	24,013,257	26,858,722	27,993,980	4.2%
Fringe Benefits	13,526,291	14,509,373	17,408,555	18,136,274	4.2%
Total Personnel Services	36,144,796	38,522,630	44,267,277	46,130,254	4.2%
Materials and Services					
Supplies	744,419	855,009	846,513	786,257	-7.1%
Materials	153,566	379,571	227,601	121,704	-46.5%
Communications	376,967	403,258	389,791	398,006	2.1%
Utilities	196,980	221,252	118,904	171,393	44.1%
Contracted Services	7,781,842	8,171,451	8,700,888	8,093,536	-7.0%
Repairs and Maintenance	124,639	334,675	179,928	206,200	14.6%
Rentals	1,872,590	2,449,971	2,301,560	2,209,041	-4.0%
Insurance	61,797	77,954	70,500	70,500	0.0%
Miscellaneous	269,512	357,622	594,726	364,414	-38.7%
Total Materials and Services	11,582,312	13,250,762	13,430,411	12,421,051	-7.5%
Administrative Charges	5,329,434	5,918,997	6,649,689	6,918,413	4.0%
Capital Outlay	472,963	758,998	16,736	0	-100.0%
Transfers Out	382,221	813,633	3,041,899	1,778,055	-41.5%
Contingency	0	0	3,609,996	5,510,293	52.6%
Ending Fund Balance	0	0	3,348,358	2,000,000	-40.3%
TOTAL REQUIREMENTS	53,911,725	59,265,020	74,364,366	74,758,066	0.5%
FTE	453.92	455.33	455.18	457.18	0.4%

MARION COUNTY FY 2020-21 BUDGET

BY DEPARTMENT

HEALTH AND HUMAN SERVICES

FUNDS

Fund Name	FY 17-18 ACTUAL	FY 18-19 ACTUAL	FY 19-20 BUDGET	FY 20-21 ADOPTED	% of Total
RESOURCES					
FND 190 Health and Human Services	77,743,534	76,211,743	74,364,366	74,758,066	100.0%
TOTAL RESOURCES	77,743,534	76,211,743	74,364,366	74,758,066	100.0%
REQUIREMENTS					
FND 190 Health and Human Services	53,911,725	59,265,020	74,364,366	74,758,066	100.0%
TOTAL REQUIREMENTS	53,911,725	59,265,020	74,364,366	74,758,066	100.0%

PROGRAMS

	FY 17-18 ACTUAL	FY 18-19 ACTUAL	FY 19-20 BUDGET	FY 20-21 ADOPTED	+/- %
RESOURCES					
Addiction Treatment Svcs	6,317,763	5,732,772	7,295,619	7,319,074	0.3%
Child and Youth MH Svcs	4,901,340	5,633,217	5,718,376	5,935,444	3.8%
Adult Outpatient MH Svcs	5,444,049	5,838,562	9,254,382	9,966,432	7.7%
Acute Forensic Diversion Svcs	7,076,450	7,499,687	7,435,841	7,926,975	6.6%
Intensive Svcs and Supports	10,141,058	10,144,436	8,588,413	7,796,780	-9.2%
Developmental Disabilities	9,558,764	8,634,163	10,424,262	10,065,467	-3.4%
Residential and Support Svcs	4,865,214	5,406,207	4,548,095	4,657,983	2.4%
Communicable Disease Control	1,487,205	1,740,755	2,262,024	2,419,052	6.9%
Prevention and Hlth Promotion	969,080	627,875	984,455	929,336	-5.6%
Emergency Preparedness	213,756	241,011	554,257	328,649	-40.7%
Environmental Health Svcs	1,039,946	1,038,966	1,138,086	1,266,217	11.3%
Maternal Child Health Svcs	3,081,635	2,869,851	3,134,115	3,050,284	-2.7%
Clinical Preventive Svcs	1,750,400	1,908,562	2,206,969	1,491,246	-32.4%
Vital Records	398,016	397,703	400,000	405,386	1.3%
HE Administrative Services	20,498,858	18,497,975	10,419,472	11,199,741	7.5%
TOTAL RESOURCES	77,743,534	76,211,743	74,364,366	74,758,066	0.5%
REQUIREMENTS					
Addiction Treatment Svcs	5,248,240	5,771,707	7,295,619	7,319,074	0.3%
Child and Youth MH Svcs	4,684,237	5,541,457	5,718,376	5,935,444	3.8%
Adult Outpatient MH Svcs	5,153,914	5,634,674	9,254,382	9,966,432	7.7%
Acute Forensic Diversion Svcs	5,714,104	6,259,902	7,435,841	7,926,975	6.6%
Intensive Svcs and Supports	9,781,027	9,774,700	8,588,413	7,796,780	-9.2%
Developmental Disabilities	7,329,602	8,440,146	10,424,262	10,065,467	-3.4%
Residential and Support Svcs	4,067,924	4,814,630	4,548,095	4,657,983	2.4%
Communicable Disease Control	1,479,975	1,726,350	2,262,024	2,419,052	6.9%
Prevention and Hlth Promotion	555,967	755,752	984,455	929,336	-5.6%
Emergency Preparedness	213,756	241,011	554,257	328,649	-40.7%
Environmental Health Svcs	961,809	847,467	1,138,086	1,266,217	11.3%
Maternal Child Health Svcs	2,888,879	2,826,516	3,134,115	3,050,284	-2.7%
Clinical Preventive Svcs	1,747,886	1,881,112	2,206,969	1,491,246	-32.4%
Vital Records	314,066	191,236	400,000	405,386	1.3%
HE Administrative Services	3,770,341	4,558,360	10,419,472	11,199,741	7.5%
TOTAL REQUIREMENTS	53,911,725	59,265,020	74,364,366	74,758,066	0.5%

MARION COUNTY FY 2020-21 BUDGET

BY DEPARTMENT

HEALTH AND HUMAN SERVICES

Addiction Treatment Svcs Program

- Provides medication-assisted treatment services including methadone and Suboxone.
- Provides adult alcohol and drug intensive treatment recovery services.
- Provides six-month intensive adolescent outpatient program.
- Provides adolescent alcohol and drug counseling and treatment services.
- Coordinates health-related issues with the Juvenile Drug Court.
- Operates a day treatment program for women (Her Place).
- Provides driving under the influence of intoxicants (DUII) education and preventative services.
- Provides alcohol and drug treatment services in connection with the Student Opportunity for Achieving Results (SOAR) project.
- Coordinates Law Enforcement Assisted Diversion (LEAD) project for Marion County.

Program Summary

Health and Human Services

Program: Addiction Treatment Svcs

	FY 17-18 ACTUAL	FY 18-19 ACTUAL	FY 19-20 BUDGET	FY 20-21 ADOPTED	+/- %
RESOURCES					
Intergovernmental Federal	795,486	801,811	356,081	483,606	35.8%
Intergovernmental State	1,835,900	1,501,164	1,688,884	1,495,717	-11.4%
Intergovernmental Local	144,480	19,500	0	0	n.a.
Charges for Services	3,469,025	3,059,990	3,621,662	3,841,637	6.1%
Admin Cost Recovery	0	0	31,779	31,779	0.0%
Other Revenues	6,698	41,123	7,500	9,000	20.0%
General Fund Transfers	0	64,908	183,892	253,086	37.6%
Net Working Capital	66,174	244,277	1,405,821	1,204,249	-14.3%
TOTAL RESOURCES	6,317,763	5,732,772	7,295,619	7,319,074	0.3%
REQUIREMENTS					
Personnel Services	3,316,674	3,399,672	4,220,211	4,255,772	0.8%
Materials and Services	1,008,744	1,339,284	1,640,956	1,472,481	-10.3%
Administrative Charges	918,533	911,432	1,168,895	1,309,821	12.1%
Capital Outlay	4,289	580	0	0	n.a.
Transfers Out	0	120,739	0	21,000	n.a.
Contingency	0	0	265,557	260,000	-2.1%
TOTAL REQUIREMENTS	5,248,240	5,771,707	7,295,619	7,319,074	0.3%
FTE	49.55	51.65	48.55	47.55	-2.1%

FTE By Position Title By Program

Program: Addiction Treatment Svcs	
Position Title	FTE
Behavioral Health Aide	2.40
Behavioral Health Nurse 1	1.60
Behavioral Health Nurse 2	1.20
Clinical Supervisor 2	2.00
Drug Treatment Assoc 1	15.00

MARION COUNTY FY 2020-21 BUDGET
BY DEPARTMENT
HEALTH AND HUMAN SERVICES

Program: Addiction Treatment Svcs	
Position Title	FTE
Drug Treatment Assoc 1 (Bilingual)	3.00
Drug Treatment Assoc 2	1.00
Drug Treatment Case Manager	10.00
Drug Treatment Case Manager (LEAD)	2.00
Health Program Manager	0.35
Health Program Supervisor	1.00
LPN	1.00
Mental Health Spec 2	1.00
Office Specialist 2	4.00
Office Specialist 2 (Bilingual)	1.00
Office Specialist 3	1.00
Program Addiction Treatment Svcs FTE Total:	47.55

- In addition to the above there are 0.60 FTE temporary paid staff.
- The FY 2020-21 FTE includes 2.20 General Fund positions.

FTE Changes

There are no significant FTE changes in this program.

Addiction Treatment Svcs Program Budget Justification

RESOURCES

The increase to Intergovernmental Federal funding and decrease to Intergovernmental State funding is due to the funding mix of blended program elements for addiction treatment services. The blended funds have seen a decrease in state contributions and an increase in federal resources. The increased General Fund transfer reflects programmatic increases in costs to support the two peer navigators providing Law Enforcement Assisted Diversion (LEAD) services. The decrease in Net Working Capital is due to a reduction in overall program requirements and FTE as well as a more stable funding model through the new CCO contract.

REQUIREMENTS

Requirements for the Addiction Treatment Services Program are expected to remain relatively unchanged in FY 2020-21. The decrease in Materials and Services is due to a reallocation of lease costs associated with the Silverton Road campus. The increase in Transfers Out is to purchase another vehicle to support the Addiction Treatment Services Program staff stationed at Silverton Road. The program provides extensive community-based services and supports.

MARION COUNTY FY 2020-21 BUDGET

BY DEPARTMENT

HEALTH AND HUMAN SERVICES

Child and Youth MH Svcs Program

- Provides early childhood mental health assessments and services.
- Provides mental health counseling, outpatient treatment and case management services.
- Provides parenting education services.
- Provides group and family counseling.
- Provides parent and child interactive therapy (PCIT) services.
- Provides psychiatric evaluation and medication management, and coordinates inpatient psychiatric services.
- Provides outreach to the Hispanic community to gain access to an underserved population in Marion County.
- Provides youth and family crisis services including the community crisis outreach team.
- Provides school based mental health services.

Program Summary

Health and Human Services

Program: Child and Youth MH Svcs

	FY 17-18 ACTUAL	FY 18-19 ACTUAL	FY 19-20 BUDGET	FY 20-21 ADOPTED	+/- %
RESOURCES					
Intergovernmental Federal	431,044	181,044	180,156	189,550	5.2%
Intergovernmental State	275,781	292,920	236,859	241,915	2.1%
Intergovernmental Local	3,124,363	3,302,535	1,604,016	0	-100.0%
Charges for Services	174,744	189,497	1,943,483	3,493,967	79.8%
Admin Cost Recovery	0	0	16,240	16,240	0.0%
General Fund Transfers	435,356	462,126	496,982	342,618	-31.1%
Net Working Capital	460,052	1,205,094	1,240,640	1,651,154	33.1%
TOTAL RESOURCES	4,901,340	5,633,217	5,718,376	5,935,444	3.8%
REQUIREMENTS					
Personnel Services	3,464,877	3,992,264	3,857,504	4,138,465	7.3%
Materials and Services	405,712	593,378	542,983	540,700	-0.4%
Administrative Charges	784,328	944,109	1,082,704	1,031,279	-4.7%
Capital Outlay	21,405	2,955	0	0	n.a.
Transfers Out	7,915	8,751	0	0	n.a.
Contingency	0	0	235,185	225,000	-4.3%
TOTAL REQUIREMENTS	4,684,237	5,541,457	5,718,376	5,935,444	3.8%
FTE	44.35	46.70	39.75	39.00	-1.9%

FTE By Position Title By Program

Program: Child and Youth MH Svcs	
Position Title	FTE
Behavioral Health Nurse 2	0.05
Care Coordinator	0.20
Clinical Supervisor 1	1.00
Clinical Supervisor 2	1.30
Health Program Manager	0.50
Health Program Supervisor	0.40

MARION COUNTY FY 2020-21 BUDGET
BY DEPARTMENT
HEALTH AND HUMAN SERVICES

Program: Child and Youth MH Svcs	
Position Title	FTE
Mental Health Assoc	2.00
Mental Health Assoc (Bilingual)	3.50
Mental Health Spec 1 (Bilingual)	1.00
Mental Health Spec 2	14.50
Mental Health Spec 2 (Bilingual)	9.00
Mental Health Spec 2 (Lead)	0.20
Office Specialist 1 (Bilingual)	0.15
Office Specialist 2	1.40
Office Specialist 2 (Bilingual)	2.00
Office Specialist 3	1.10
Office Specialist 3 (Bilingual)	0.70
Program Child and Youth MH Svcs FTE Total:	39.00

- In addition to the above there are 0.50 FTE temporary paid staff.
- The FY 2020-21 FTE includes 3.00 General Fund positions.

FTE Changes

There are no significant FTE changes in this program.

Child and Youth MH Svcs Program Budget Justification

RESOURCES

The decrease to Intergovernmental Local funding reflects the impact of the change from Willamette Valley Community Health (WVCH) to PacificSource Community Solutions as the Coordinated Care Organization (CCO) for Marion County. Under the previous arrangement with WVCH, the Medicaid funding for behavioral health services was awarded to Marion County via the Behavioral Care Network (BCN) and those funds had historically been accounted for as Intergovernmental Local resources. Since January 2020, the Medicaid funds associated with this same population has been reflected in Charges for Services. Due to this change, there is a decrease to Intergovernmental Local and an increase to Charges for Services for this program. The decrease in General Fund resources is due to the conversion of two positions previously funded by the General Fund to provide crisis services to youth. These positions have been integrated with our youth and family crisis services and funded from other resources. The increase in Net Working Capital is to ensure sufficient funding available for program requirements.

REQUIREMENTS

Overall requirements for the Child and Youth MH Services Program are expected to remain relatively unchanged in FY 2020-21.

MARION COUNTY FY 2020-21 BUDGET

BY DEPARTMENT

HEALTH AND HUMAN SERVICES

Adult Outpatient MH Svcs Program

- Provides mental health counseling, including group and family counseling, medication management, and case management services.
- Provides consumer-focused social and vocational supports, supported employment, and skills training services.
- Provides pre-admission screening and resident review evaluations for nursing home clients.
- Manages enhanced care and enhanced care outreach services for clients discharged from the Oregon State Hospital.
- Manages the CHOICE model program to provide wraparound supports to adults.
- Provides mental health services for Psychiatric Security Review Board clients.
- Provides coordination of the aging mental health population.
- Provides intensive care coordination services for adults.
- Manages inpatient psychiatric services and discharge planning.
- Coordinates housing for recipients of mental health care services and individuals discharged from the Oregon State Hospital.
- Provides peer delivered mental health services.

Program Summary

Health and Human Services

Program: Adult Outpatient MH Svcs

	FY 17-18 ACTUAL	FY 18-19 ACTUAL	FY 19-20 BUDGET	FY 20-21 ADOPTED	+/- %
RESOURCES					
Intergovernmental Federal	0	7,363	20,000	7,000	-65.0%
Intergovernmental State	1,465,974	1,537,561	2,173,895	2,198,344	1.1%
Intergovernmental Local	2,699,247	3,104,660	1,966,048	0	-100.0%
Charges for Services	1,021,092	901,414	3,085,751	5,366,100	73.9%
Net Working Capital	257,737	287,564	2,008,688	2,394,988	19.2%
TOTAL RESOURCES	5,444,050	5,838,562	9,254,382	9,966,432	7.7%
REQUIREMENTS					
Personnel Services	3,158,538	3,322,538	5,320,109	5,869,991	10.3%
Materials and Services	1,102,484	1,351,823	2,220,746	2,210,162	-0.5%
Administrative Charges	892,891	960,313	1,360,578	1,558,217	14.5%
Contingency	0	0	352,949	328,062	-7.1%
TOTAL REQUIREMENTS	5,153,914	5,634,674	9,254,382	9,966,432	7.7%
FTE	37.16	37.21	54.13	57.93	7.0%

FTE By Position Title By Program

Program: Adult Outpatient MH Svcs	
Position Title	FTE
Behavioral Health Nurse 1	2.00
Behavioral Health Nurse 2	0.60
Clinical Supervisor 1	0.40
Clinical Supervisor 2	2.00
Health Program Manager	0.60

MARION COUNTY FY 2020-21 BUDGET
BY DEPARTMENT
HEALTH AND HUMAN SERVICES

Program: Adult Outpatient MH Svcs	
Position Title	FTE
Health Program Supervisor	0.90
Health Resources Coordinator	1.00
Mental Health Assoc	21.03
Mental Health Assoc (Bilingual)	0.50
Mental Health Spec 1	1.00
Mental Health Spec 2	13.00
Mental Health Spec 2 (Bilingual)	1.00
Mental Health Spec 3	3.00
Office Specialist 2	3.55
Office Specialist 2 (Bilingual)	1.00
Office Specialist 3	1.75
Peer Support Specialist	4.60
Program Adult Outpatient MH Svcs FTE Total:	57.93

- In addition to the above there are 1.10 FTE temporary paid staff.

FTE Changes

The increase in FTE is due to the transfer of FTE from the Intensive Services and Supports Program to integrate 3.40 FTE of Peer Support Specialists directly with the adult outpatient team.

Adult Outpatient MH Svcs Program Budget Justification

RESOURCES

The decrease in Intergovernmental Federal is due to the FY 2019-20 budget estimate being too high, the FY 2020-21 estimate is based on current funding trends. The decrease to Intergovernmental Local funding and increase in Charges for Services reflects the impact of the change from WVCH to PacificSource Community Solutions as the CCO for Marion County. Under the previous arrangement with WVCH, the Medicaid funding for behavioral health services was awarded to Marion County via the BCN and those funds had historically been accounted for as Intergovernmental Local resources. Since January 2020, the Medicaid funds associated with this same population has been reflected in Charges for Services. The increase in Net Working Capital is to ensure sufficient funding available for program requirements.

REQUIREMENTS

Overall requirements for the Adult Outpatient Mental Health Services Program are expected to increase due to the realignment of FTE and services associated with peer support services that will be fully integrated into the adult outpatient services offered at the Silverton Road adult services campus.

MARION COUNTY FY 2020-21 BUDGET

BY DEPARTMENT

HEALTH AND HUMAN SERVICES

Acute Forensic Diversion Svcs Program

- Provides jail mental health services.
- Provides mental health court services and adult drug court services.
- Provides 24 hour, 7 days a week regional psychiatric crisis services.
- Provides crisis respite services.
- Provides psychiatric evaluation and coordinates hospital admission.
- Provides diversion services.
- Provides mental health transitional services.
- Operates community outreach response and mobile crisis response teams to work closely with law enforcement.
- Coordinates and authorizes acute inpatient services.

Program Summary

Health and Human Services

Program: Acute Forensic Diversion Svcs

	FY 17-18 ACTUAL	FY 18-19 ACTUAL	FY 19-20 BUDGET	FY 20-21 ADOPTED	+/- %
RESOURCES					
Intergovernmental Federal	202,433	202,433	200,940	201,349	0.2%
Intergovernmental State	3,731,597	3,819,395	3,777,499	3,777,090	0.0%
Intergovernmental Local	2,153,182	1,810,193	695,517	0	-100.0%
Charges for Services	280,730	270,144	1,505,464	2,720,446	80.7%
Admin Cost Recovery	94,300	104,282	84,000	99,500	18.5%
Other Revenues	(4)	0	0	0	n.a.
General Fund Transfers	296,738	291,057	291,057	313,292	7.6%
Net Working Capital	317,474	1,002,184	881,364	815,298	-7.5%
TOTAL RESOURCES	7,076,450	7,499,687	7,435,841	7,926,975	6.6%
REQUIREMENTS					
Personnel Services	3,417,374	3,918,157	4,458,205	4,798,569	7.6%
Materials and Services	1,515,750	1,420,476	1,684,651	1,810,170	7.5%
Administrative Charges	780,979	916,161	1,163,736	1,220,095	4.8%
Capital Outlay	0	5,108	4,249	0	-100.0%
Transfers Out	0	0	25,000	0	-100.0%
Contingency	0	0	100,000	98,141	-1.9%
TOTAL REQUIREMENTS	5,714,104	6,259,902	7,435,841	7,926,975	6.6%
FTE	40.80	43.25	45.15	43.85	-2.9%

FTE By Position Title By Program

Program: Acute Forensic Diversion Svcs	
Position Title	FTE
Behavioral Health Aide	1.00
Clinical Supervisor 1	1.10
Clinical Supervisor 2	1.70
Drug Treatment Assoc 2	1.00
Health Program Manager	1.00

MARION COUNTY FY 2020-21 BUDGET
BY DEPARTMENT
HEALTH AND HUMAN SERVICES

Program: Acute Forensic Diversion Svcs	
Position Title	FTE
Health Program Supervisor	1.00
Mental Health Assoc	8.50
Mental Health Assoc (Bilingual)	1.00
Mental Health Spec 2	18.50
Mental Health Spec 2 (Bilingual)	2.75
Mental Health Spec 2 (Lead)	0.80
Office Specialist 2	0.40
Office Specialist 3	3.10
Peer Support Specialist	2.00
Program Acute Forensic Diversion Svcs FTE Total:	43.85

- In addition to the above there are 5.60 FTE temporary paid staff.
- The FY 2020-21 FTE includes 2.83 General Fund positions.

FTE Changes

There are no significant FTE changes in this program.

Acute Forensic Diversion Svcs Program Budget Justification

RESOURCES

The decrease to Intergovernmental Local funding and increase in Charges for Services reflects the impact of the change from WVCH to PacificSource Community Solutions as the CCO for Marion County. Under the previous arrangement, those funds had historically been accounted for as Intergovernmental Local resources. Since January 2020, the Medicaid funds associated with this same population has been reflected in Charges for Services. The other significant change is due to the funding methodology used by PacificSource to award a per-member per-month (PMPM) allocation specifically to support crisis services and the utilization by the Medicaid population. The increase in Admin Cost Recovery reflects billable hours of Psychiatric Crisis Center (PCC) crisis associates to other programs within Health & Human Services.

REQUIREMENTS

Overall requirements for the Acute, Forensic and Diversion Services Program are expected to remain relatively unchanged in FY 2020-21. The Transfer Out in FY 2019-20 reflected a one-time transfer to the Fleet Management Fund to purchase an additional vehicle for PCC.

MARION COUNTY FY 2020-21 BUDGET

BY DEPARTMENT

HEALTH AND HUMAN SERVICES

Intensive Svcs and Supports Program

- Manages the Early Assessment and Support Alliance (EASA).
- Provides Assertive Community Treatment (ACT) services.
- Provides MV-WRAP high fidelity wraparound services.
- Provides Child and Adolescent Needs and Strengths (CANS) assessments for Oregon Department of Human Services Foster Care and Child Welfare.
- Coordinates access to mental health assessments and system of care support for youth in detention at the Juvenile Department.
- Provides emergency department diversion services.
- Provides peer delivered mental health services.
- Monitors purchased alcohol and drug outpatient, residential, and detoxification services, and gambling prevention and contracted treatment services.
- Provides intensive care coordination services for children.

Program Summary

Health and Human Services

Program: Intensive Svcs and Supports

	FY 17-18 ACTUAL	FY 18-19 ACTUAL	FY 19-20 BUDGET	FY 20-21 ADOPTED	+/- %
RESOURCES					
Intergovernmental Federal	185,934	185,934	225,934	225,934	0.0%
Intergovernmental State	1,594,638	1,512,429	772,875	772,875	0.0%
Intergovernmental Local	6,535,426	6,394,157	2,574,229	0	-100.0%
Charges for Services	181,406	254,471	2,767,503	5,319,256	92.2%
Admin Cost Recovery	0	0	90,000	0	-100.0%
Other Revenues	(22)	0	0	0	n.a.
General Fund Transfers	120,805	86,204	126,967	104,707	-17.5%
Net Working Capital	1,522,870	1,711,241	2,030,905	1,374,008	-32.3%
TOTAL RESOURCES	10,141,058	10,144,436	8,588,413	7,796,780	-9.2%
REQUIREMENTS					
Personnel Services	6,393,185	6,340,519	5,575,834	5,320,217	-4.6%
Materials and Services	1,676,520	1,662,735	1,323,615	945,674	-28.6%
Administrative Charges	1,713,602	1,771,446	1,588,964	1,430,889	-9.9%
Capital Outlay	(2,280)	0	0	0	n.a.
Contingency	0	0	100,000	100,000	0.0%
TOTAL REQUIREMENTS	9,781,027	9,774,700	8,588,413	7,796,780	-9.2%
FTE	86.33	79.65	61.45	55.10	-10.3%

FTE By Position Title By Program

Program: Intensive Svcs and Supports	
Position Title	FTE
Behavioral Health Nurse 1	1.00
Behavioral Health Nurse 2	0.15
Care Coordinator	10.80
Care Coordinator (Bilingual)	3.00

MARION COUNTY FY 2020-21 BUDGET

BY DEPARTMENT

HEALTH AND HUMAN SERVICES

Program: Intensive Svcs and Supports	
Position Title	FTE
Clinical Supervisor 1	0.50
Clinical Supervisor 2	3.80
Drug Treatment Assoc 1	1.00
Health Program Manager	0.55
Health Program Supervisor	0.70
Mental Health Assoc	8.00
Mental Health Assoc (Bilingual)	2.00
Mental Health Assoc (Job Share/Bilingual)	1.00
Mental Health Spec 2	7.00
Mental Health Spec 2 (Bilingual)	1.00
Occupational Therapy Specialist	0.60
Office Specialist 1 (Bilingual)	0.85
Office Specialist 2	4.55
Office Specialist 3	1.90
Office Specialist 3 (Bilingual)	0.30
Peer Support Specialist	5.40
Peer Support Specialist (Bilingual)	1.00
Program Intensive Svcs and Supports FTE Total:	55.10

- There are no temporary paid staff.
- The FY 2020-21 FTE includes a 0.80 General Fund position.

FTE Changes

The reduction in FTE is due to the transfer of FTE to the Adult Outpatient MH Services Program to realign and fully integrate peer delivered services into our adult service array offered at the Silverton Road campus. In addition, Care Coordinator FTE has been reduced to align program capacity for MV-WRAP to the funding level of the new CCO contract.

Intensive Svcs and Supports Program Budget Justification

RESOURCES

The decrease to Intergovernmental Local funding and increase in Charges for Services reflects the impact of the change from WVCH to PacificSource Community Solutions as the CCO for Marion County. Under the previous arrangement those funds had historically been accounted for as Intergovernmental Local resources. Since January 2020, the Medicaid funds associated with this same population has been reflected in Charges for Services. The Admin Cost Recovery in FY 2019-20 reflected peer wellness services billed to other internal Health & Human Services Department programs. In FY 2020-21 these services have been realigned with the Adult Outpatient MH Services Program and the peer services have been integrated into the service array. The decrease in General Fund Transfer reflects a reduction to FTE needed to support mental health assessments and wraparound services to the Juvenile Department. The decrease in Net Working Capital is due to a reduction in overall program requirements as well as a more stable funding model through the new CCO contract.

REQUIREMENTS

Requirements for the Intensive Services and Supports Program are declining due to the reduction in FTE and associated occupancy costs based on the reduction in program size. A portion of these requirements have been reassigned to the Adult Outpatient MH Services Program. Additional decreases in Materials and Services are due to reductions in contracts for services, including peer delivered services by community providers. These reductions are due to constraints on program resources.

MARION COUNTY FY 2020-21 BUDGET

BY DEPARTMENT

HEALTH AND HUMAN SERVICES

Developmental Disabilities Program

- Provides and purchases services for adults and children with developmental disabilities.
- Performs intake and eligibility determination.
- Monitors individual support plan services.
- Provides adult abuse investigation services.
- Provides fiscal and service monitoring of contracted providers.
- Administers family support services for children.

Program Summary

Health and Human Services

Program: Developmental Disabilities

	FY 17-18 ACTUAL	FY 18-19 ACTUAL	FY 19-20 BUDGET	FY 20-21 ADOPTED	+/- %
RESOURCES					
Intergovernmental State	9,494,126	7,477,605	10,108,734	9,766,309	-3.4%
Charges for Services	37	44	500	0	-100.0%
Other Revenues	552	0	500	0	-100.0%
General Fund Transfers	64,049	72,383	65,000	0	-100.0%
Net Working Capital	0	1,084,132	249,528	299,158	19.9%
TOTAL RESOURCES	9,558,764	8,634,163	10,424,262	10,065,467	-3.4%
REQUIREMENTS					
Personnel Services	5,352,026	5,945,226	6,850,978	7,306,315	6.6%
Materials and Services	927,770	1,070,893	623,793	533,856	-14.4%
Administrative Charges	1,049,806	1,424,028	1,808,063	2,010,744	11.2%
Contingency	0	0	1,141,428	214,552	-81.2%
TOTAL REQUIREMENTS	7,329,602	8,440,146	10,424,262	10,065,467	-3.4%
FTE	68.32	68.40	71.30	74.85	5.0%

FTE By Position Title By Program

Program: Developmental Disabilities	
Position Title	FTE
Accounting Clerk	1.00
Accounting Specialist	2.00
Accounting Specialist (Bilingual)	1.00
Adult Abuse Investigator	3.50
Clinical Supervisor 2	4.00
Developmental Disabilities Assoc 2	38.00
Developmental Disabilities Assoc 2 (Bilingual)	10.00
Developmental Disabilities Specialist 1	3.00
Developmental Disabilities Specialist 2	1.00
Health Program Supervisor	0.50
Management Analyst 1	3.00
Mental Health Spec 2	0.50
Occupational Therapy Specialist	0.40
Office Manager	1.00

MARION COUNTY FY 2020-21 BUDGET
BY DEPARTMENT
HEALTH AND HUMAN SERVICES

Program: Developmental Disabilities	
Position Title	FTE
Office Specialist 1 (Bilingual)	1.00
Office Specialist 2	2.00
Office Specialist 2 (Bilingual)	0.95
Office Specialist 3	2.00
Program Developmental Disabilities FTE Total:	74.85

- In addition to the above there are 2.00 FTE temporary paid staff.

FTE Changes

The additional FTE in FY 2020-21 is due to increasing caseloads and requirements from DHS. The increases include two Developmental Disabilities Associate 2 positions as well as an Accounting Specialist to support the DD processing team respond to the needs of personal support workers.

Developmental Disabilities Program Budget Justification

RESOURCES

The Developmental Disabilities (DD) Program resources are expected to be relatively unchanged. The decrease in General Fund Transfers is due to reprioritization of limited resources, the program will not be participating in the DD case management local match project for FY 2020-21. Funding in this program is sufficient to meet program requirements.

REQUIREMENTS

The decrease in Materials and Services reflects pass-thru funding paid by Marion County on behalf of DHS to support individuals and families enrolled in the DD Program. These funds have been on a downward trend as DHS seeks to provide this funding directly rather than pass them through the contract with Community Developmental Disabilities Programs (CDDPs). The large allocation to Contingency in FY 2019-20 is due to the biennium funding formula which results in carryover funding to year two of the biennium. As caseloads and program costs increase, the carryover funds from year one of the biennium are required for year two of the biennium, since the funding formula is flat despite service level increases throughout the FY 2019-21 biennium contract. The reduction in FY 2020-21 reflects this and sets aside sufficient Contingency to accommodate resource or requirement variances.

MARION COUNTY FY 2020-21 BUDGET

BY DEPARTMENT

HEALTH AND HUMAN SERVICES

Residential and Support Svcs Program

- Oversees residential placement and licensure.
- Provides adult abuse investigation services.
- Manages and coordinates residential services.
- Manages housing rental assistance program for youth and adults.
- Coordinates supportive housing, structured housing, and foster care services.
- Provides support to the Veteran's Court and Mental Health Court.

Program Summary

Health and Human Services

Program: Residential and Support Svcs

	FY 17-18 ACTUAL	FY 18-19 ACTUAL	FY 19-20 BUDGET	FY 20-21 ADOPTED	+/- %
RESOURCES					
Intergovernmental Federal	224,135	237,029	150,909	133,879	-11.3%
Intergovernmental State	4,308,416	4,421,887	3,614,756	3,586,786	-0.8%
Intergovernmental Local	96,973	217,546	108,774	0	-100.0%
Charges for Services	209,153	254,384	420,867	446,492	6.1%
Admin Cost Recovery	0	0	52,739	52,739	0.0%
Net Working Capital	26,536	275,362	200,050	438,087	119.0%
TOTAL RESOURCES	4,865,214	5,406,207	4,548,095	4,657,983	2.4%
REQUIREMENTS					
Personnel Services	951,290	1,337,447	1,564,547	1,752,038	12.0%
Materials and Services	2,895,850	3,223,298	2,470,062	2,402,647	-2.7%
Administrative Charges	220,783	253,884	415,568	463,988	11.7%
Contingency	0	0	97,918	39,310	-59.9%
TOTAL REQUIREMENTS	4,067,923	4,814,630	4,548,095	4,657,983	2.4%
FTE	11.20	16.60	17.25	18.30	6.1%

FTE By Position Title By Program

Program: Residential and Support Svcs	
Position Title	FTE
Adult Abuse Investigator	0.50
Behavioral Health Aide	2.00
Care Coordinator	1.00
Clinical Supervisor 1	1.00
Clinical Supervisor 2	0.20
Drug Treatment Assoc 1	1.00
Health Program Supervisor	0.50
Mental Health Assoc	10.80
Office Specialist 2	0.10
Office Specialist 2 (Bilingual)	0.05
Office Specialist 3	0.15
Peer Support Specialist	1.00
Program Residential and Support Svcs FTE Total:	18.30

MARION COUNTY FY 2020-21 BUDGET

BY DEPARTMENT

HEALTH AND HUMAN SERVICES

- In addition to the above there are 1.50 FTE temporary paid staff.

FTE Changes

The FTE increase in this program reflects additional staffing needs at Horizon House in order to ensure 24/7 coverage and sufficient staff overlap.

Residential and Support Svcs Program Budget Justification

RESOURCES

The decrease to Intergovernmental Federal funding is due to the funding mix of blended program elements for addiction treatment services. The blended funds have seen an increase in state contributions and a decrease in federal resources for residential alcohol and drug as well as detox services. The decrease to Intergovernmental Local funding and increase in Charges for Services reflects the impact of the change from WVCH to PacificSource Community Solutions as the CCO for Marion County. Under the previous arrangement, those funds had historically been accounted for as Intergovernmental Local resources. Since January 2020, the Medicaid funds associated with this same population has been reflected in Charges for Services. The increase in Net Working Capital is to cover rising program costs with our Horizon House facility.

REQUIREMENTS

Overall requirements for the Residential and Support Services Program are increasing primarily due to the increase in FTE to support Horizon House. The staffing model changes have increase program costs and reduced utilization of temporary staff. This has also resulted in a decrease to Contingency funds available for FY 2020-21.

MARION COUNTY FY 2020-21 BUDGET

BY DEPARTMENT

HEALTH AND HUMAN SERVICES

Communicable Disease Control Program

- Provides TB screening and case management services.
- Investigation of disease outbreaks and reportable disease cases.
- Conducts disease prevention education.
- Dispenses and distributes mass medication in a public health emergency.
- Conducts Public Health modernization efforts.

Program Summary

Health and Human Services

Program: Communicable Disease Control

	FY 17-18 ACTUAL	FY 18-19 ACTUAL	FY 19-20 BUDGET	FY 20-21 ADOPTED	+/- %
RESOURCES					
Intergovernmental Federal	4,598	0	0	0	n.a.
Intergovernmental State	509,841	731,761	1,117,517	1,234,607	10.5%
Charges for Services	30,412	17,071	14,083	67,777	381.3%
General Fund Transfers	940,894	927,900	942,556	1,047,353	11.1%
Net Working Capital	1,460	64,023	187,868	69,315	-63.1%
TOTAL RESOURCES	1,487,205	1,740,755	2,262,024	2,419,052	6.9%
REQUIREMENTS					
Personnel Services	1,127,161	1,244,378	1,533,503	1,745,344	13.8%
Materials and Services	96,953	214,453	261,446	227,511	-13.0%
Administrative Charges	255,861	267,519	397,075	375,011	-5.6%
Contingency	0	0	70,000	71,186	1.7%
TOTAL REQUIREMENTS	1,479,975	1,726,350	2,262,024	2,419,052	6.9%
FTE	12.26	11.35	11.48	15.96	39.0%

FTE By Position Title By Program

Program: Communicable Disease Control	
Position Title	FTE
Epidemiologist	1.32
Epidemiologist (Bilingual)	0.95
Health Educator 2 (Bilingual)	2.00
Health Educator 3	0.94
Nurse Practitioner (Bilingual)	0.60
Office Specialist 2	0.50
Office Specialist 2 (Bilingual)	0.46
Office Specialist 3	0.65
Office Specialist 3 (Bilingual)	1.10
Public Health Nurse 2	2.80
Public Health Nurse 3	1.00
Public Health Nurse Pgm Manager	1.35
Public Health Pgm Supervisor	0.20
Public Health Worker 3 (Bilingual)	2.09
Program Communicable Disease Control FTE Total:	15.96

MARION COUNTY FY 2020-21 BUDGET

BY DEPARTMENT

HEALTH AND HUMAN SERVICES

- In addition to the above there are 0.15 FTE temporary General Fund paid staff.
- The FY 2020-21 FTE includes 7.22 General Fund positions.

FTE Changes

The FTE increase in this program is due to additional positions funded by Public Health Modernization grant funding as well as deploying additional resources as part of the Marion County COVID-19 pandemic response to perform contact tracing and case investigation. The Public Health Modernization funding is split into two grants, one for regional support and one for local efforts. The increase includes Health Educator, Public Health Nurse and Office Specialist FTE increases to support the Communicable Disease Control Program.

Communicable Disease Control Program Budget Justification

RESOURCES

The increase in Intergovernmental State funding is due to increases in funding for Public Health Modernization efforts as well as designated funding for Local Public Health Authorities (LPHA) to respond to community needs related to the COVID-19 pandemic. These funds will be used for the emergency response activities as well as contact tracing and case investigations. The increase in Charges for Services includes a per-member per-month (PMPM) allocation from the new CCO contract that included specific funding to support our role as the LPHA. The increase in General Fund Transfers is due to prioritization efforts within Health and Human Services to align General Fund resources with the highest priority services. The role of the LPHA to respond to Communicable Disease investigations to ensure the health and public safety needs in Marion County are met, is the top priority for the Department. General Fund resources were allocated to this program in order to ensure sufficient funds are available. The decrease in Net Working Capital is due to less being required to cover the cost of program related expenditures.

REQUIREMENTS

Requirements for the Communicable Disease Control Program are expected to remain relatively unchanged in FY 2020-21. The increase in Personnel Services is related to the overall increase in FTE for this program related to the Public Health Modernization funding as well as additional resources to support the Marion County COVID-19 pandemic response.

MARION COUNTY FY 2020-21 BUDGET

BY DEPARTMENT

HEALTH AND HUMAN SERVICES

Prevention and Hlth Promotion Program

- Provides alcohol and drug prevention services.
- Provides gambling prevention services.
- Manages the tobacco prevention and education program.
- Assists communities in implementing healthy communities policies that sustain environmental and system changes that address major community high-risk health problems.
- Assists with parenting education using the strengthening families program.
- Coordinates youth suicide prevention programs.
- Provides mental health promotion and prevention services.
- Prevention services consist of a wide variety of services that take place throughout the Health and Human Services Department; only parts of some programs are directly budgeted within the prevention and rural services program.
- Coordinates the community health improvement plan for Marion County.
- Coordinates the Zero Suicide initiative.
- Conducts the Community Health Improvement Partnership (CHIP) and Community Health Assessment (CHA).

Program Summary

Health and Human Services

Program: Prevention and Hlth Promotion

	FY 17-18 ACTUAL	FY 18-19 ACTUAL	FY 19-20 BUDGET	FY 20-21 ADOPTED	+/- %
RESOURCES					
Intergovernmental Federal	179,833	128,059	179,375	156,325	-12.9%
Intergovernmental State	700,920	499,816	363,093	376,429	3.7%
Charges for Services	0	0	77,475	174,602	125.4%
Other Revenues	88,327	0	0	0	n.a.
Net Working Capital	0	0	364,512	221,980	-39.1%
TOTAL RESOURCES	969,080	627,875	984,455	929,336	-5.6%
REQUIREMENTS					
Personnel Services	391,119	462,970	604,073	625,498	3.5%
Materials and Services	82,487	179,156	196,521	90,336	-54.0%
Administrative Charges	82,360	113,626	111,861	141,502	26.5%
Contingency	0	0	72,000	72,000	0.0%
TOTAL REQUIREMENTS	555,967	755,752	984,455	929,336	-5.6%
FTE	6.60	6.55	6.60	6.00	-9.1%

FTE By Position Title By Program

Program: Prevention and Hlth Promotion	
Position Title	FTE
Health Educator 2	2.60
Health Educator 3	2.60
Public Health Pgm Supervisor	0.80
Program Prevention and Hlth Promotion FTE Total:	6.00

- There are no temporary paid staff.

MARION COUNTY FY 2020-21 BUDGET
BY DEPARTMENT
HEALTH AND HUMAN SERVICES

FTE Changes

There are no significant FTE changes in this program.

Prevention and Hlth Promotion Program Budget Justification

RESOURCES

The decrease to Intergovernmental Federal funding and increase to Intergovernmental State funding is due to the funding mix of blended program elements for alcohol and drug prevention. The blended funds have seen a decrease in federal contributions and an increase in state resources. The increase in Charges for Services includes a per-member per-month (PMPM) allocation from the new CCO contract that included specific funding to support and enhance prevention services. The decrease in Net Working Capital is due to carryover funds for the mental health prevention and promotion grant that were available in FY 2019-20 that will not be available in FY 2020-21.

REQUIREMENTS

Materials and Services requirements are decreasing due to one-time expenditures in FY 2018-19 and FY 2019-20 related to the Zero Suicide project as well as a contracted consulting agency to perform an assessment of our Public Health Division. The assessment analyzed county requirements as well as the Marion County healthcare system capacity, it included focus groups and survey of community stakeholders and partners. This work was completed in early 2020.

MARION COUNTY FY 2020-21 BUDGET

BY DEPARTMENT

HEALTH AND HUMAN SERVICES

Emergency Preparedness Program

- Plans and coordinates Public Health related Emergency Preparedness.
- Develop Health and Human Services emergency response and continuity of operations plans.

Program Summary

Health and Human Services

Program: Emergency Preparedness

	FY 17-18 ACTUAL	FY 18-19 ACTUAL	FY 19-20 BUDGET	FY 20-21 ADOPTED	+/- %
RESOURCES					
Intergovernmental Federal	146,599	160,497	389,870	228,384	-41.4%
Charges for Services	0	0	16,674	37,616	125.6%
General Fund Transfers	51,021	45,197	48,000	48,617	1.3%
Net Working Capital	16,136	35,318	99,713	14,032	-85.9%
TOTAL RESOURCES	213,756	241,011	554,257	328,649	-40.7%
REQUIREMENTS					
Personnel Services	120,995	169,574	373,740	263,103	-29.6%
Materials and Services	55,589	13,926	53,484	17,192	-67.9%
Administrative Charges	30,524	57,511	127,033	48,354	-61.9%
Capital Outlay	6,648	0	0	0	n.a.
TOTAL REQUIREMENTS	213,756	241,010	554,257	328,649	-40.7%
FTE	2.16	2.28	2.18	1.77	-18.8%

FTE By Position Title By Program

Program: Emergency Preparedness	
Position Title	FTE
Departmental Division Director	0.03
Environmental Health Specialist 2	0.27
Epidemiologist	0.27
Health Educator 2	1.00
Public Health Nurse Pgm Manager	0.05
Public Health Pgm Supervisor	0.15
Program Emergency Preparedness FTE Total:	1.77

- In addition to the above there are 1.50 FTE temporary paid staff.
- The FY 2020-21 FTE includes 0.32 General Fund positions.

FTE Changes

The FTE decrease is due to a reduction in Health Educator support to the Emergency Preparedness Program.

MARION COUNTY FY 2020-21 BUDGET

BY DEPARTMENT

HEALTH AND HUMAN SERVICES

Emergency Preparedness Program Budget Justification

RESOURCES

The increase to Intergovernmental Funding is due to anticipated federal support in FY 2020-21 for COVID-19 emergency response activities. The increase in Charges for Services includes a per-member per-month (PMPM) allocation from the new CCO contract that included specific funding to support and enhance emergency response efforts. Net Working Capital in the Emergency Preparedness Program is decreasing in FY 2020-21 due to the reduction in FTE as well as the new PMPM allocation of funds to cover the Medicaid share of the cost for these activities.

REQUIREMENTS

Overall requirements for the Emergency Preparedness Program are expected to remain relatively unchanged in FY 2020-21. The increase in Personnel Services, despite the decrease in FTE, is due to the increase in utilization of temporary paid staff. The increase in temporary staff is due to short term needs in the program to perform the essential activities related to the COVID-19 emergency response for Marion County.

MARION COUNTY FY 2020-21 BUDGET

BY DEPARTMENT

HEALTH AND HUMAN SERVICES

Environmental Health Svcs Program

- Inspects and licenses restaurants, schools and other food vendors.
- Investigates food and waterborne outbreaks to find causes and prevent further health problems.
- Conducts vector control and public education.
- Provides staffing to the Ambulance Services Area (ASA) committee.
- Provides online food handler training and issues food handler cards.
- Administers and enforces drinking water quality standards for public water systems.
- Conducts health inspections of recreational and tourist accommodations.

Program Summary

Health and Human Services

Program: Environmental Health Svcs

	FY 17-18 ACTUAL	FY 18-19 ACTUAL	FY 19-20 BUDGET	FY 20-21 ADOPTED	+/- %
RESOURCES					
Intergovernmental Federal	85,522	51,249	118,881	94,557	-20.5%
Intergovernmental State	28,758	30,566	0	24,324	n.a.
Charges for Services	866,957	900,553	880,456	889,341	1.0%
Other Revenues	(4)	(49)	0	0	n.a.
General Fund Transfers	58,713	56,647	54,139	48,748	-10.0%
Net Working Capital	0	0	84,610	209,247	147.3%
TOTAL RESOURCES	1,039,946	1,038,966	1,138,086	1,266,217	11.3%
REQUIREMENTS					
Personnel Services	749,037	613,287	847,937	933,348	10.1%
Materials and Services	72,603	65,877	71,601	64,846	-9.4%
Administrative Charges	140,169	156,810	198,548	227,023	14.3%
Capital Outlay	0	11,492	0	0	n.a.
Transfers Out	0	0	0	21,000	n.a.
Contingency	0	0	20,000	20,000	0.0%
TOTAL REQUIREMENTS	961,809	847,467	1,138,086	1,266,217	11.3%
FTE	7.29	7.45	8.50	8.43	-0.8%

FTE By Position Title By Program

Program: Environmental Health Svcs	
Position Title	FTE
Environmental Health Specialist 2	3.73
Environmental Health Specialist 2 (Bilingual)	1.00
Environmental Health Specialist 3	2.00
Office Specialist 2 (Bilingual)	0.75
Office Specialist 3 (Bilingual)	0.10
Public Health Pgm Supervisor	0.85
Program Environmental Health Svcs FTE Total:	8.43

- There are no temporary staff positions.
- The FY 2020-21 FTE includes 0.35 General Fund positions.

MARION COUNTY FY 2020-21 BUDGET
BY DEPARTMENT
HEALTH AND HUMAN SERVICES

FTE Changes

There are no significant FTE changes in this program.

Environmental Health Svcs Program Budget Justification

RESOURCES

The changes to Intergovernmental Federal and Intergovernmental State reflect a change in the mix of funding for water services provided by the Environmental Health Services Program. The funds were expected to be all Federal in FY 2019-20; however, the funding mix has been blended with State funds. The increase in Net Working Capital is due to rising program costs and no scheduled fee increase for restaurant, pool and spa inspections in FY 2020-21. The last scheduled fee increase was in January 2020.

REQUIREMENTS

The increase in Transfers Out is to purchase another vehicle to support the Environmental Health Services Program, staff provide extensive community-based services while inspecting restaurants and other facilities. Other requirements for this program are expected to be relatively unchanged in FY 2020-21.

MARION COUNTY FY 2020-21 BUDGET

BY DEPARTMENT

HEALTH AND HUMAN SERVICES

Maternal Child Health Svcs Program

- Provides public health nurse home visits to high risk infants.
- Provides neonatal monitoring and intervention for at risk children.
- Manages an early childhood program including home visiting nursing.
- Administers the food supplement program for women, infants and children (WIC).
- Provides health and nutrition information to the public.

Program Summary

Health and Human Services

Program: Maternal Child Health Svcs

	FY 17-18 ACTUAL	FY 18-19 ACTUAL	FY 19-20 BUDGET	FY 20-21 ADOPTED	+/- %
RESOURCES					
Intergovernmental Federal	1,264,389	1,290,031	1,218,928	1,231,319	1.0%
Intergovernmental State	76,100	83,425	73,197	76,538	4.6%
Intergovernmental Local	36,400	0	0	0	n.a.
Charges for Services	674,480	507,369	496,000	395,000	-20.4%
Other Revenues	25,000	3,000	0	0	n.a.
General Fund Transfers	313,869	240,586	360,023	715,819	98.8%
Net Working Capital	691,396	745,439	985,967	631,608	-35.9%
TOTAL RESOURCES	3,081,635	2,869,851	3,134,115	3,050,284	-2.7%
REQUIREMENTS					
Personnel Services	2,050,400	1,997,915	2,146,522	2,154,192	0.4%
Materials and Services	378,886	308,532	350,978	272,266	-22.4%
Administrative Charges	459,593	520,069	565,184	553,131	-2.1%
Contingency	0	0	71,431	70,695	-1.0%
TOTAL REQUIREMENTS	2,888,879	2,826,516	3,134,115	3,050,284	-2.7%
FTE	25.43	21.01	21.87	21.81	-0.3%

FTE By Position Title By Program

Program: Maternal Child Health Svcs	
Position Title	FTE
Epidemiologist	0.16
Health Educator 2	1.00
Health Educator 3	0.05
Nutrition Educator	2.00
Nutrition Specialist	1.00
Nutrition Specialist (Bilingual)	8.00
Nutritionist	1.60
Office Specialist 2 (Bilingual)	0.85
Office Specialist 3	0.20
Office Specialist 3 (Bilingual)	0.45
Public Health Nurse 2	1.60
Public Health Nurse 2 (Bilingual)	1.00
Public Health Nurse 3	1.00

MARION COUNTY FY 2020-21 BUDGET
 BY DEPARTMENT
 HEALTH AND HUMAN SERVICES

Program: Maternal Child Health Svcs	
Position Title	FTE
Public Health Nurse Pgm Manager	1.00
Public Health Worker 3 (Bilingual)	1.90
Program Maternal Child Health Svcs FTE Total:	21.81

- In addition to the above there are 0.40 FTE temporary paid staff.
- The FY 2020-21 FTE includes 3.58 General Fund positions.

FTE Changes

There are no significant FTE changes in this program.

Maternal Child Health Svcs Program Budget Justification

RESOURCES

The changes to Intergovernmental Federal and Intergovernmental State reflect a change in the mix of funding for child and adolescent health services provided by the Maternal Child Health Services Program. The decrease in Charges for Services is due to a decrease in revenue for targeted case management (TCM) services. TCM services provided by the program have been on a downward trend as the duration of the services have been lengthened with additional requirements which has reduced the overall capacity of the program. Current projections show that the FY 2019-20 estimate was too high and the estimate has been adjusted for FY 2020-21.

REQUIREMENTS

Requirements for the Maternal Child Health Services Program are expected to remain relatively unchanged. The decrease in Materials and Services is due to a reduction of \$70,000 in the estimate for local match payments required for TCM billing. The estimate has been reduced based on current TCM billing projections, in order to seek federal reimbursement on a fee for service basis it requires a local match payment from General Fund resources.

MARION COUNTY FY 2020-21 BUDGET

BY DEPARTMENT

HEALTH AND HUMAN SERVICES

Clinical Preventive Svcs Program

- Detection of, treatment of, and counseling for sexually transmitted infections.
- Provides adult and child immunizations and vaccines.
- Enforcement of School Exclusion laws.
- Conducts immunization promotion and outreach activities.
- Provides HIV counseling, testing, outreach and prevention services.

Program Summary

Health and Human Services

Program: Clinical Preventive Svcs

	FY 17-18 ACTUAL	FY 18-19 ACTUAL	FY 19-20 BUDGET	FY 20-21 ADOPTED	+/- %
RESOURCES					
Intergovernmental Federal	265,315	134,367	62,446	58,391	-6.5%
Intergovernmental State	162,693	432,505	520,404	485,885	-6.6%
Intergovernmental Local	0	329	0	0	n.a.
Charges for Services	174,798	273,596	366,811	168,403	-54.1%
Other Revenues	17,123	6,451	15,000	3,500	-76.7%
General Fund Transfers	776,085	777,354	883,629	635,728	-28.1%
Net Working Capital	354,385	283,961	358,679	139,339	-61.2%
TOTAL RESOURCES	1,750,400	1,908,562	2,206,969	1,491,246	-32.4%
REQUIREMENTS					
Personnel Services	1,251,488	1,211,138	1,472,962	1,055,905	-28.3%
Materials and Services	206,371	223,311	271,222	142,099	-47.6%
Administrative Charges	290,027	366,328	367,828	228,242	-37.9%
Transfers Out	0	80,334	0	0	n.a.
Contingency	0	0	94,957	65,000	-31.5%
TOTAL REQUIREMENTS	1,747,886	1,881,112	2,206,969	1,491,246	-32.4%
FTE	15.98	14.53	14.08	11.31	-19.7%

FTE By Position Title By Program

Program: Clinical Preventive Svcs	
Position Title	FTE
Epidemiologist	0.12
Epidemiologist (Bilingual)	0.05
Health Educator 3	0.94
Office Specialist 2 (Bilingual)	1.54
Office Specialist 3	0.65
Office Specialist 3 (Bilingual)	1.10
Program Coordinator 1 (Bilingual)	1.00
Public Health Nurse 2	2.30
Public Health Nurse Pgm Manager	0.60
Public Health Worker 2 (Bilingual)	1.00
Public Health Worker 3 (Bilingual)	2.01
Program Clinical Preventive Svcs FTE Total:	11.31

MARION COUNTY FY 2020-21 BUDGET

BY DEPARTMENT

HEALTH AND HUMAN SERVICES

- There a no temporary staff postions.
- The FY 2020-21 FTE includes 4.75 General Fund positions.

FTE Changes

The FTE reductions to this program are due to the increase in funding for Public Health Modernization efforts, the FTE of staff participating in those grants have been moved to the Communicable Disease Control Program. In addition, the Public Health records room staff had previously been fully allocated to this program, the Office Specialist FTE associated with supporting the records room have been split across multiple programs.

Clinical Preventive Svcs Program Budget Justification

RESOURCES

The decrease in Charges for Services and Other Revenues for the Clinical Preventive Services Program is due to reduced services being offered in the Public Health clinic resulting in a reduction of resources in these categories. The decrease in General Fund Transfers is due to prioritization efforts within Health and Human Services to align General Fund resources with the highest priority services resulting in a decrease to clinic services. In addition, as a higher percentage of those being served become Medicaid eligible we have shifted the funding from General Fund to Medicaid funding. The decrease in Net Working Capital is due to a reduction in overall program requirements as well as efforts in FY 2020-21 to transfer clinical services that are more appropriately provided in a primary care setting to other providers in the community.

REQUIREMENTS

Requirements for the Clinical Preventive Services Program are declining primarily due to a reduction in FTE as well as declining service volume offered by the Public Health clinic. In FY 2020-21, additional services will be realigned within the community to shift services more appropriately provided in a primary care setting to the primary care providers in Marion County. This has resulted in a reduction to requirements within the Clinical Preventive Services Program.

MARION COUNTY FY 2020-21 BUDGET

BY DEPARTMENT

HEALTH AND HUMAN SERVICES

Vital Records Program

- Issues birth and death certificates.

Program Summary

Health and Human Services

Program: Vital Records

	FY 17-18 ACTUAL	FY 18-19 ACTUAL	FY 19-20 BUDGET	FY 20-21 ADOPTED	+/- %
RESOURCES					
Charges for Services	398,016	397,743	400,000	405,386	1.3%
Other Revenues	0	(40)	0	0	n.a.
TOTAL RESOURCES	398,016	397,703	400,000	405,386	1.3%
REQUIREMENTS					
Personnel Services	255,290	124,663	185,293	308,254	66.4%
Materials and Services	10,534	9,553	16,520	14,815	-10.3%
Administrative Charges	48,242	57,020	62,981	82,317	30.7%
Contingency	0	0	135,206	0	-100.0%
TOTAL REQUIREMENTS	314,066	191,236	400,000	405,386	1.3%
FTE	2.64	2.65	2.30	3.50	52.2%

FTE By Position Title By Program

Program: Vital Records	
Position Title	FTE
Epidemiologist	0.13
Health Educator 3	0.37
Office Specialist 2 (Bilingual)	2.25
Office Specialist 3	0.50
Office Specialist 3 (Bilingual)	0.25
Program Vital Records FTE Total:	3.50

- There are no temporary staff positions.

FTE Changes

The FTE increase in this program is due to shifting Office Specialist staff previously assigned to the Environmental Health Services Program. The primary function of those staff, despite sharing an office with the Environmental Health Services Program is to provide support to the Vital Records Program.

Vital Records Program Budget Justification

RESOURCES

Overall resources for the Vital Records Program are expected to remain relatively unchanged in FY 2020-21.

REQUIREMENTS

The increase in Personnel Services in FY 2020-21 is due to the reassignment of FTE to the Vital Records Program. Contingency has been reduced due to the increase in requirements, primarily related to the FTE increase.

MARION COUNTY FY 2020-21 BUDGET

BY DEPARTMENT

HEALTH AND HUMAN SERVICES

HE Administrative Services Program

- Provides leadership, strategic direction, planning, and policy development for the department.
- Conducts department wide quality assurance, utilization review, and quality and process improvements.
- Monitors the service levels of care, client populations, and demographics as well as system deficiencies.
- Monitors compliance requirements.
- Performs contract management.
- Provides medical billing, accounts receivable, accounts payable, payroll, human resources, and budget support services.
- Coordinates communication and public information efforts for the Department.
- Monitors and enforces HIPAA privacy and security rules and regulations.
- Administers department facilities support activities.
- Responsible for occupational and building safety activities.
- Serves as department liaison with Information Technology Department including maintaining electronic health record (Raintree).
- Manages the department fleet vehicles.
- Manages the department wide data analytics program.
- Conducts service utilization review.

Program Summary

Health and Human Services

Program: HE Administrative Services

	FY 17-18 ACTUAL	FY 18-19 ACTUAL	FY 19-20 BUDGET	FY 20-21 ADOPTED	+/- %
RESOURCES					
Intergovernmental State	754,769	684,576	1,611,508	1,632,019	1.3%
Intergovernmental Local	(143,988)	(271,613)	895,250	0	-100.0%
Charges for Services	422,048	365,814	546,958	785,450	43.6%
Admin Cost Recovery	(94,300)	(104,282)	(274,758)	(200,258)	-27.1%
Interest	253,738	333,015	330,100	272,120	-17.6%
Other Revenues	(1)	17,025	0	2,000	n.a.
General Fund Transfers	672,860	580,225	462,037	452,112	-2.1%
Net Working Capital	18,633,732	16,893,215	6,848,377	8,256,298	20.6%
TOTAL RESOURCES	20,498,858	18,497,975	10,419,472	11,199,741	7.5%
REQUIREMENTS					
Personnel Services	4,145,341	4,442,882	5,255,859	5,603,243	6.6%
Materials and Services	1,146,058	1,574,067	1,701,833	1,676,296	-1.5%
Administrative Charges	(2,338,264)	(2,801,259)	(3,769,329)	(3,762,200)	-0.2%
Capital Outlay	442,900	738,862	12,487	0	-100.0%
Transfers Out	374,306	603,809	3,016,899	1,736,055	-42.5%
Contingency	0	0	853,365	3,946,347	362.4%
Ending Fund Balance	0	0	3,348,358	2,000,000	-40.3%
TOTAL REQUIREMENTS	3,770,341	4,558,360	10,419,472	11,199,741	7.5%
FTE	43.85	46.05	50.59	51.82	2.4%

MARION COUNTY FY 2020-21 BUDGET
BY DEPARTMENT
HEALTH AND HUMAN SERVICES

FTE By Position Title By Program

Program: HE Administrative Services	
Position Title	FTE
Accounting Specialist	2.00
Administrative Assistant	3.00
Administrative Services Manager	1.00
Administrative Services Manager Sr	1.00
Budget Analyst 2	1.00
Contracts Specialist Sr	2.00
Data Specialist	1.00
Data Specialist Sr	1.00
Departmental Division Director	3.97
Health and Human Services Administrator	1.00
Health Educator 3	0.10
Management Analyst 1	8.00
Management Analyst 2	1.00
Medical Billing Specialist	3.00
Mental Health Spec 2	1.00
Office Manager	3.00
Office Manager Sr	3.00
Office Specialist 2	0.50
Office Specialist 2 (Bilingual)	4.15
Office Specialist 2 (Floater)	2.00
Office Specialist 2 (Floater) (Bilingual)	1.00
Office Specialist 3	1.00
Office Specialist 3 (Bilingual)	1.00
Office Specialist 4	1.00
Payroll Clerk	1.00
Program Coordinator 1	1.00
Public Health Nurse 2	0.10
Quality Improvement Facilitator	1.00
Support Specialist (Non-IT)	2.00
Program HE Administrative Services FTE Total:	51.82

- In addition to the above there are 1.60 FTE temporary paid staff.
- FY 2020-21 FTE includes 1.55 General Fund positions.

FTE Changes

There are no significant FTE changes in this program.

MARION COUNTY FY 2020-21 BUDGET

BY DEPARTMENT

HEALTH AND HUMAN SERVICES

HE Administrative Services Program Budget Justification

RESOURCES

The elimination of Intergovernmental Local funding and increase in Charges for Services reflects the impact of the change from WVCH to PacificSource Community Solutions as the CCO for Marion County. The Medicaid funds associated with the client population is reflected in Charges for Services. The change to Admin Cost Recovery reflects an adjustment to anticipated charges between internal programs within Health and Human Services for behavioral health services and supports. In order to avoid duplication of revenue the offsetting accounting entry is recorded in the Health Administrative Services Program. The reduction in Interest is based on current projections. The increase in Net Working Capital is due to overall more stable funding across Health and Human Services programs.

REQUIREMENTS

Overall requirements for the Health Administrative Services Program are expected to be relatively unchanged. The decrease in Transfers Out reflects a transfer to the Capital Improvement Projects Fund for the purchase and implementation of a new electronic health record system, the initial estimate has been revised based on new information and the specific vendor being selected. Overall Contingency in this program is over the 10% threshold in order to have funding flexibility for large scale projects such as the implementation of a new electronic health record and overall funding uncertainty when the current CCO contract is up for renegotiation effective January 2021. In addition, during FY 2019-20 the COVID-19 pandemic was a disruption to operations and the full extent of the economic impact is uncertain. Due to this uncertainty, additional funds have been set aside in Contingency. This strategic decision resulted in a decrease in Ending Fund Balance in FY 2020-21.

MARION COUNTY FY 2020-21 BUDGET

BY DEPARTMENT

HEALTH AND HUMAN SERVICES

KEY DEPARTMENT ACCOMPLISHMENTS

- The Marion County Health and Human Services (MCHHS) Department achieved a significant milestone this past year with the selection of a new Electronic Health Record (EHR). The selection follows nearly two years of effort to complete an initial assessment to document and capture requirements, develop a Request for Proposal (RFP) and to review vendor demonstrations. The end result was the selection of the best product to meet the operational needs of MCHHS. Implementation of the new EHR is anticipated to be completed in mid to late 2021.
- During this past year renovations were completed at the Psychiatric Crisis Center (PCC), a building located on the Salem Hospital campus. PCC offers support for individuals experiences a mental health crisis and is open 24 hours a day, seven days a week. The two part renovation took over four months to completed and required a temporary relocation of several staff. The end result includes an improved exterior appearance, larger lobby, new windows and floors and a repaired roof. The new space is safer for staff and visitors while being more welcoming and functional for the services provided.
- In January, the Public Health Division completed a virtual site visit for voluntary national reaccreditation with the Public Health Accreditation Board (PHAB). Marion County Public Health Division was the first Oregon health department to receive accreditation from PHAB in 2014. While maintaining best practices and continually improving the provision and delivery of the 10 Essential Public Health Services with the community is ongoing, the preparation process to apply for reaccreditation took about two years. To maintain accredited status Public Health Division operationalizes organizational plans and processes, engages, involves and collaborates with the community, uses data to drive decisions, and serves as a community mobilizer to ensure Marion County is a thriving community where all can live healthy and purposeful lives. Receiving reaccredited status ensures the Public Health Division is as responsive as possible to community needs, and fosters efficiency and effectiveness through continuous quality and performance improvement.
- September 2019 marked the one-year anniversary of Marion County Health and Human Services commitment to a department wide vision of zero suicides. Over the past year, the initiative has achieved several key accomplishments. The Department has created a "Caring Contacts" policy and is implementing a Caring Contacts training. On September 30th the Department hosted our first Zero Suicide Day with a training provided by a national expert in the field. Over 50% of our workforce participated in the breakout sessions and key note presentation. In addition, approximately 120 staff are participating in a year long, web-based training on Dialectical Behavior Therapy skills.
- This past year, the Child and Youth Mental Health Services Program focused on aligning the array of services in an effort to modernize administrative systems and streamline work processes for youth, young adults and their families involved in children's outpatient mental health, intensive case management, wraparound, crisis, and Emergency Room diversion services. The goal was to help maintain youth in families with appropriate supports and to reduce redundancies, increase workforce efficiencies, and reduce workforce turnover. The program is developing a comprehensive quality assurance and quality improvement plan that will help focus the program on its purpose, track performance, community partnerships, and identify continued opportunities for improvement.
- MCHHS launched a project to help get the life-saving medicine, Narcan (naloxone), into the hands of first responders and healthcare workers with over 350 cartons of Narcan distributed in 2019. Recipients included the Marion County Sheriff's Office, police departments throughout Marion County, Oregon Youth Authority and ARCHES.
- In the summer of 2019 the eligibility team of the Intellectual and Developmental Disabilities Program began offering a monthly orientation to the program's services. The goal was to increase the community's access to, and awareness of, services across Marion County. Individuals interested in applying for services, recently eligible, and partner agency staff who serve as a likely referral source were encouraged to attend. The orientations are held in Center St and Woodburn throughout the year and have effectively engaged partner agencies and eligible individuals within our community to the array of services and supports available in Marion County.

MARION COUNTY FY 2020-21 BUDGET

BY DEPARTMENT

HEALTH AND HUMAN SERVICES

KEY INDICATORS

1: Prevention of Communicable Disease

Definition and Purpose

Many communicable diseases are vaccine preventable including measles, mumps, and chicken pox. Vaccines are safe, effective and covered by most insurance plans. Vaccines for Children, a federally funded program, make vaccines available free or at low cost to children who are uninsured or under-insured.

Significance

Achieving optimal childhood immunization levels in Marion County is a community effort and supports Marion County Strategic Plan Goal #3 - Health and Community Services. For various reasons, at any point in time, children may not be current on vaccines recommended for their age. Marion County Health and Human Services works with school districts and child care centers to review child immunization status through the school exclusion process. Marion County Health and Human Services also works alongside many community partners and convenes an immunization coalition to help protect the community against vaccine-preventable illnesses. Research shows that immunizing a large portion of the community or school creates a "herd immunity" that helps to stop widespread transmission that would be hazardous to those who are unable to be vaccinated.

Data Units Fiscal Year

School Exclusion Orders Issued: School exclusion rates reflect the immunization levels of children enrolled in licensed child care and K-12 schools.

FY 16-17 Actual	FY 17-18 Actual	FY 18-19 Actual	FY 19-20 Estimate	FY 20-21 Estimate
2,715	1,746	1,573	1,585	1,600

Data Units Calendar Year

Vaccines Available to the Public: Vaccines are offered at Health and Human Services offices in Salem, Silverton, Stayton, and Woodburn.

CY 2017 Actual	CY 2018 Actual	CY 2019 Actual	CY 2020 Estimate	CY 2021 Estimate
4,683	3,929	3,612	2,500	2,500

Marion County Immunization Rates

CY 2017 Actual	CY 2018 Actual	CY 2019 Actual	CY 2020 Estimate	CY 2021 Estimate
71%	72%	73%	73%	74%

MARION COUNTY FY 2020-21 BUDGET

BY DEPARTMENT

HEALTH AND HUMAN SERVICES

Explanation of Trends and Changes

MCHHS saw slightly higher number exclusion letters in FY2019-20. It is anticipated that with the disruption school and clinic services due to COVID-19 that school exclusion orders may increase again.

Children have increased access to primary healthcare providers due to the Oregon Cover All Kids insurance program, MCHHS anticipates a continued reduction in the need to directly provide immunizations to school aged children. Direct services in Stayton, Woodburn and Silverton have been discontinued due to this trend. MCHHS plans to increase Hep A vaccination outreach to vulnerable populations throughout the coming year. Due to COVID-19 response efforts, MCHHS has had to limit immunization services. If a COVID-19 vaccine becomes available MCHHS will play a lead role in the roll out.

The immunization program continues to promote immunizations and education on vaccines and preventable disease to public and community partners throughout Marion County. It is anticipated that immunization rates hold steady and will not see the annual increase as seen in previous years due to COVID-19 delays in well child care.

2: Prevention of Foodborne and Waterborne Illness

Definition and Purpose

Oregon state rules describe standards that aim to safeguard public health by providing consumers safe food and safe water for drinking and swimming. Regular and systematic inspection of food establishments, pools and spas helps to ensure that the operators of these establishments follow the standards mandated by the law.

Significance

Illness caused by pathogens can be spread to people by consuming contaminated food or water. Injury can occur when people consume foods with physical contaminants or are exposed to chemicals or equipment that is improperly maintained. An incident of contamination or an accident at a restaurant or pool may impact the health of large numbers of people. Marion County Environmental Health works in partnership with the Oregon Health Authority, food service and pool service industries and the general public to provide education for both consumers and operators, conducts inspections of facilities to make sure they meet minimum standards and assists in investigations of illness with the Marion County communicable disease team. This key indicator supports Marion County Strategic Plan Goal #3 - Health and Community Services.

Data Units Calendar Year

Restaurant Inspections: Restaurants are inspected twice annually.

CY 2017 Actual	CY 2018 Actual	CY 2019 Actual	CY 2020 Estimate	CY 2021 Estimate
2,161	1,979	2,450	1,200	1,600

Failed to Comply / Closed by the Health and Human Services / Closed Voluntarily: A closed restaurant may not reopen until it passes a re-inspection with a score of at least 80, with all critical violations corrected, and the operator presents the environmental health supervisor with a plan for how they will maintain a passing score in the future. Restaurants may choose to close voluntarily with approval of Marion County.

CY 2017 Actual	CY 2018 Actual	CY 2019 Actual	CY 2020 Estimate	CY 2021 Estimate
0 / 0 / 4	1 / 0 / 1	1 / 0 / 4	0 / 0 / 4	0 / 2 / 4

MARION COUNTY FY 2020-21 BUDGET

BY DEPARTMENT

HEALTH AND HUMAN SERVICES

Pool and Spa Inspections / Closed by Health and Human Services: Year round facilities are inspected twice yearly; seasonal facilities are inspected annually.

CY 2017 Actual	CY 2018 Actual	CY 2019 Actual	CY 2020 Estimate	CY 2021 Estimate
369 / 35	284 / 28	315 / 34	325 / 35	335 / 37

Explanation of Trends and Changes

This past year (2019) has seen a 24% increase in restaurant inspections. This is a result of hiring staff to replace three vacancies due to retirements in 2019 as well as an increase in the number of licensed restaurants in Marion County. The estimates for 2020 and 2021 are difficult to predict due to the impact of the COVID-19 pandemic. Restaurants either closed or were limited to take out only which impacted the number of inspections. It is likely that some of the restaurants that closed during the pandemic will not re-open, reducing the number of licensed restaurants in Marion County.

3: Mobile Crisis Services

Definition and Purpose

Health and Human Services receives funding from the Oregon Health Authority to divert persons with mental illness away from unnecessary criminal justice involvement or state hospital placement. A successful model for diversion is the use of mobile crisis teams; a deputy sheriff or police officer paired with a mental health specialist in a patrol car. These teams are dispatched to calls that appear to involve a person with a mental health concern. The mobile crisis teams work closely with the psychiatric crisis center to link individuals to the appropriate mental health and addictions services.

Significance

Mobile crisis teams are trained in crisis intervention skills to enhance their skills when engaging individuals who are experiencing a mental health crisis and at risk of arrest. The goal is to link those individuals to services and supports Marion County Strategic Plan Goal #3 - Health and Community Services. In the first two years of operating mobile teams, the rates of incarceration have been remarkably low and an even lower percentage involved the use of force. In addition to the better alternatives for those in crisis, linking persons to services, rather than criminal justice or hospital involvement, significantly reduces the costs associated with the jail, courts, and the state hospital.

Data Units Calendar Year

Mobile Crisis Contacts

CY 2017 Actual	CY 2018 Actual	CY 2019 Actual	CY 2020 Estimate	CY 2021 Estimate
739	770	813	850	950

Mobile Crisis Contacts Resulting in Arrest

CY 2017 Actual	CY 2018 Actual	CY 2019 Actual	CY 2020 Estimate	CY 2021 Estimate
25 (3.4%)	21 (2.7%)	23 (2.8%)	21 (2.5%)	24 (2.5%)

Explanation of Trends and Changes

Health and Human Services added and additional mobile crisis team in CY 2020 to further expand services throughout Marion County with a primary focus on more rural areas that are traditionally underserved. Overall mobile crisis contacts will continue to rise as new teams are being added.

MARION COUNTY FY 2020-21 BUDGET

BY DEPARTMENT

HEALTH AND HUMAN SERVICES

Resources by Fund Detail						
190 - Health and Human Services	Actual FY 17-18	Actual FY 18-19	Budget FY 19-20	Proposed FY 20-21	Approved FY 20-21	Adopted FY 20-21
Intergovernmental Federal						
331210 Oregon Dept of Education	6,848	0	0	0	0	0
331221 OHSU CaCoon Contract	89,950	79,647	76,175	76,175	76,175	76,175
331231 Oregon DHS Water Contract	81,772	51,249	118,881	94,557	94,557	94,557
331232 DHS Public Health Contract	1,774,534	1,633,307	1,774,444	1,598,244	1,598,244	1,598,244
331233 DHS Mental Health Contract	1,398,401	1,562,913	1,063,520	1,189,318	1,189,318	1,189,318
331990 Other Federal Revenues	433,782	52,701	70,500	52,000	52,000	52,000
Intergovernmental Federal Total	3,785,289	3,379,817	3,103,520	3,010,294	3,010,294	3,010,294
Intergovernmental State						
332012 OLCC Alcohol and Drug	300,162	308,272	259,000	300,000	300,000	300,000
332036 Oregon Criminal Justice Comm	0	0	773,920	773,920	773,920	773,920
332060 Oregon DHS Health Contract	853,006	1,256,497	1,530,214	1,647,647	1,647,647	1,647,647
332061 Oregon DHS Mental Health	23,436,499	20,961,659	22,394,370	22,584,094	22,584,094	22,584,094
332063 Oregon Dept of Human Services	0	10,591	0	0	0	0
332068 Oregon Health Authority	0	374,089	1,101,717	363,177	363,177	363,177
332990 Other State Revenues	349,846	114,502	0	0	0	0
Intergovernmental State Total	24,939,513	23,025,609	26,059,221	25,668,838	25,668,838	25,668,838
Intergovernmental Local						
335500 MV Behavioral Care Network	12,583,989	13,646,465	7,821,491	0	0	0
335510 MVBCN Other	115,262	47,145	22,343	0	0	0
335520 MVBCN Contracts	1,910,432	863,868	0	0	0	0
335530 MVBCN MPCHP	36,400	0	0	0	0	0
335950 Local Government Grants	0	19,829	0	0	0	0
Intergovernmental Local Total	14,646,083	14,577,308	7,843,834	0	0	0
Charges for Services						
341170 Witness Fees	48	126	0	0	0	0
341230 Client Fees	302,527	350,400	385,850	333,535	333,535	333,535
341232 Insurance Fees	208,456	204,605	220,750	247,577	247,577	247,577
341240 Food Service Fees	60,645	39,553	40,000	60,000	60,000	60,000
341330 Health Inspection Fees	858,134	911,630	910,115	900,000	900,000	900,000
341350 Birth and Death Certificates	398,016	397,743	400,000	405,386	405,386	405,386
341370 Medicaid Fees	4,783,025	4,094,023	3,160,975	1,889,600	1,889,600	1,889,600
341430 Copy Machine Fees	19	10	20	25	25	25
341750 Medicare Fees	195,299	175,795	195,400	203,200	203,200	203,200
341999 Other Fees	13,389	156,127	150,000	0	0	0
342200 Property Leases	210,252	236,247	0	11,528	11,528	11,528
342910 Public Records Request Charges	1,955	3,156	3,150	3,000	3,000	3,000
344999 Other Reimbursements	67,172	93	(58,219)	(53,159)	(53,159)	(53,159)
345400 Document Fees	1,093	0	0	0	0	0
347401 Health Svcs to County Depts	288,507	245,900	641,741	572,630	572,630	572,630

MARION COUNTY FY 2020-21 BUDGET

BY DEPARTMENT

HEALTH AND HUMAN SERVICES

190 - Health and Human Services	Actual FY 17-18	Actual FY 18-19	Budget FY 19-20	Proposed FY 20-21	Approved FY 20-21	Adopted FY 20-21
Charges for Services						
347402 Health Svcs to Other Agencies	181,360	261,535	54,430	51,430	51,430	51,430
347403 Mental Health Services	227,365	202,841	179,630	194,130	194,130	194,130
347405 Medicaid Admin Services	104,990	112,307	110,000	120,000	120,000	120,000
347406 Drug Treatment Services	648	0	0	0	0	0
347407 Coordinated Care PMPM	0	0	6,514,525	12,703,680	12,703,680	12,703,680
347408 Coordinated Care FFS	0	0	3,235,320	6,468,911	6,468,911	6,468,911
Charges for Services Total	7,902,898	7,392,091	16,143,687	24,111,473	24,111,473	24,111,473
Interest						
361000 Investment Earnings	253,738	333,015	330,100	272,120	272,120	272,120
Interest Total	253,738	333,015	330,100	272,120	272,120	272,120
Other Revenues						
371000 Miscellaneous Income	225	13	0	0	0	0
372000 Over and Short	(1)	(9)	0	0	0	0
373100 Special Program Donations	24,118	33,822	23,000	14,500	14,500	14,500
373500 Private Foundation Grants	113,327	33,682	0	0	0	0
Other Revenues Total	137,669	67,508	23,000	14,500	14,500	14,500
General Fund Transfers						
381100 Transfer from General Fund	3,730,390	3,604,588	3,914,282	3,962,080	3,962,080	3,962,080
General Fund Transfers Total	3,730,390	3,604,588	3,914,282	3,962,080	3,962,080	3,962,080
Net Working Capital						
391000 Net Working Capital Restricted	16,125,084	13,698,991	9,542,076	10,314,115	10,314,115	10,314,115
392000 Net Working Capital Unrestr	6,222,870	10,132,818	7,404,646	7,404,646	7,404,646	7,404,646
Net Working Capital Total	22,347,954	23,831,809	16,946,722	17,718,761	17,718,761	17,718,761
Health and Human Services Total	77,743,534	76,211,743	74,364,366	74,758,066	74,758,066	74,758,066
Health and Human Services Grand Total	77,743,534	76,211,743	74,364,366	74,758,066	74,758,066	74,758,066

MARION COUNTY FY 2020-21 BUDGET

BY DEPARTMENT

HEALTH AND HUMAN SERVICES

Requirements by Fund Detail

190 - Health and Human Services	Actual FY 17-18	Actual FY 18-19	Budget FY 19-20	Proposed FY 20-21	Approved FY 20-21	Adopted FY 20-21
Personnel Services						
Salaries and Wages						
511020 Salaries and Wages Budget Only	0	0	413,391	0	0	0
511110 Regular Wages	17,931,030	18,946,818	25,240,498	26,802,985	26,802,985	26,802,985
511120 Temporary Wages	853,118	906,783	592,609	705,942	705,942	705,942
511130 Vacation Pay	1,114,645	1,216,099	0	0	0	0
511140 Sick Pay	837,484	939,504	0	0	0	0
511150 Holiday Pay	955,789	1,018,427	0	0	0	0
511160 Comp Time Pay	105,161	101,463	(1)	0	0	0
511170 Standby Pay	12	0	0	0	0	0
511180 Differential Pay	26,570	29,642	(3)	0	0	0
511210 Compensation Credits	279,847	241,273	226,029	190,809	190,809	190,809
511220 Pager Pay	39,932	42,128	40,050	44,444	44,444	44,444
511240 Leave Payoff	140,630	149,822	0	0	0	0
511290 Health Insurance Waiver Pay	51,612	61,408	57,600	57,600	57,600	57,600
511410 Straight Pay	50,802	42,854	34,850	10,300	10,300	10,300
511420 Premium Pay	211,166	292,598	235,599	162,900	162,900	162,900
511450 Premium Pay Temps	20,707	24,438	18,100	19,000	19,000	19,000
Salaries and Wages Total	22,618,505	24,013,257	26,858,722	27,993,980	27,993,980	27,993,980
Fringe Benefits						
512010 Fringe Benefits Budget Only	0	0	172,243	0	0	0
512110 PERS	3,497,403	3,660,569	5,857,802	6,353,070	6,353,070	6,353,070
512120 401K	98,561	100,399	106,458	109,178	109,178	109,178
512130 PERS Debt Service	1,648,698	1,990,928	1,352,793	1,447,279	1,447,279	1,447,279
512200 FICA	1,694,092	1,803,813	1,986,335	2,112,416	2,112,416	2,112,416
512310 Medical Insurance	5,798,083	6,134,113	6,947,600	7,216,019	7,216,019	7,216,019
512320 Dental Insurance	536,193	549,890	690,620	606,580	606,580	606,580
512330 Group Term Life Insurance	38,049	40,168	47,032	49,995	49,995	49,995
512340 Long Term Disability Insurance	78,107	82,534	105,438	112,054	112,054	112,054
512400 Unemployment Insurance	72,349	72,286	94,475	81,188	81,188	81,188
512520 Workers Comp Insurance	10,588	10,073	14,060	14,351	14,351	14,351
512600 Wellness Program	15,649	16,196	18,201	18,441	18,441	18,441
512610 Employee Assistance Program	11,571	13,016	15,498	15,703	15,703	15,703
512700 County HSA Contributions	26,947	35,388	0	0	0	0
Fringe Benefits Total	13,526,291	14,509,373	17,408,555	18,136,274	18,136,274	18,136,274
Personnel Services Total	36,144,796	38,522,630	44,267,277	46,130,254	46,130,254	46,130,254
Materials and Services						
Supplies						
521010 Office Supplies	152,667	138,331	141,838	127,667	127,667	127,667

MARION COUNTY FY 2020-21 BUDGET

BY DEPARTMENT

HEALTH AND HUMAN SERVICES

190 - Health and Human Services	Actual FY 17-18	Actual FY 18-19	Budget FY 19-20	Proposed FY 20-21	Approved FY 20-21	Adopted FY 20-21
Materials and Services						
521030 Field Supplies	150	152	0	0	0	0
521050 Janitorial Supplies	10,761	25,041	12,615	21,600	21,600	21,600
521060 Electrical Supplies	139	0	0	0	0	0
521070 Departmental Supplies	99,257	116,600	80,185	74,650	74,650	74,650
521080 Food Supplies	44,859	26,278	36,632	50,550	50,550	50,550
521090 Uniforms and Clothing	2,860	0	2,000	0	0	0
521100 Medical Supplies	47,148	48,838	67,227	35,900	35,900	35,900
521110 First Aid Supplies	683	181	1,000	50	50	50
521120 Drugs	234,456	336,902	311,118	393,152	393,152	393,152
521130 Contraceptives	59,839	61,267	60,000	0	0	0
521140 Vaccines	45,367	25,466	37,695	23,250	23,250	23,250
521170 Educational Supplies	6,856	38,343	52,300	27,868	27,868	27,868
521190 Publications	11,897	12,021	14,200	5,870	5,870	5,870
521210 Gasoline	27,480	25,512	29,603	25,700	25,700	25,700
521310 Safety Equipment	0	77	100	0	0	0
Supplies Total	744,419	855,009	846,513	786,257	786,257	786,257
Materials						
522060 Sign Materials	194	9,859	0	500	500	500
522110 Batteries	0	399	0	0	0	0
522140 Small Tools	16	3	0	0	0	0
522150 Small Office Equipment	30,283	97,774	94,932	32,150	32,150	32,150
522160 Small Departmental Equipment	25,480	16,889	12,699	13,854	13,854	13,854
522170 Computers Non Capital	64,613	201,530	90,403	53,500	53,500	53,500
522180 Software	32,980	53,117	29,567	21,700	21,700	21,700
Materials Total	153,566	379,571	227,601	121,704	121,704	121,704
Communications						
523010 Telephone Equipment	1,894	3,238	1,400	350	350	350
523015 Video Security Equipment	0	377	0	0	0	0
523020 Phone and Communication Svcs	79,555	83,891	84,455	66,640	66,640	66,640
523030 Fax	30	47	0	0	0	0
523040 Data Connections	145,375	161,254	147,835	175,091	175,091	175,091
523050 Postage	5,139	3,823	6,486	3,650	3,650	3,650
523060 Cellular Phones	133,468	148,183	144,465	150,385	150,385	150,385
523090 Long Distance Charges	5,482	2,445	5,150	1,890	1,890	1,890
523100 Radios and Accessories	6,024	0	0	0	0	0
Communications Total	376,967	403,258	389,791	398,006	398,006	398,006
Utilities						
524010 Electricity	142,533	159,004	89,087	131,147	131,147	131,147
524020 City Operations and St Lights	555	485	238	610	610	610
524040 Natural Gas	16,339	18,785	7,300	8,160	8,160	8,160
524050 Water	8,063	10,320	4,971	7,742	7,742	7,742

MARION COUNTY FY 2020-21 BUDGET

BY DEPARTMENT

HEALTH AND HUMAN SERVICES

190 - Health and Human Services	Actual FY 17-18	Actual FY 18-19	Budget FY 19-20	Proposed FY 20-21	Approved FY 20-21	Adopted FY 20-21
Materials and Services						
524070 Sewer	14,178	15,526	10,752	14,036	14,036	14,036
524090 Garbage Disposal and Recycling	15,313	17,131	6,556	9,698	9,698	9,698
Utilities Total	196,980	221,252	118,904	171,393	171,393	171,393
Contracted Services						
525110 Consulting Services	58,038	196,211	650	0	0	0
525150 Audit Services	0	0	7,040	0	0	0
525152 Accounting Services	22,143	33,676	35,925	38,200	38,200	38,200
525154 Third Party Administrators	300,925	350,228	386,865	331,978	331,978	331,978
525155 Credit Card Fees	11,946	12,927	12,325	11,190	11,190	11,190
525175 Temporary Staffing	0	0	110,000	120,000	120,000	120,000
525205 Treatment Court Coordinator	0	0	277,452	277,452	277,452	277,452
525210 Medical Services	1,183,737	1,201,443	1,205,800	1,321,000	1,321,000	1,321,000
525220 Hospital Services	0	0	3,595	1,000	1,000	1,000
525235 Laboratory Services	117,161	115,619	204,025	193,650	193,650	193,650
525236 Drug Testing	0	0	138,985	138,985	138,985	138,985
525240 XRay Services	(1,022)	3,790	3,100	500	500	500
525246 Transcription Services	17,034	38,235	39,650	37,200	37,200	37,200
525250 Foster Care Services	32,984	26,900	49,400	0	0	0
525295 Health Providers	4,136,491	4,131,289	4,060,355	3,542,946	3,542,946	3,542,946
525310 Laundry Services	19,108	13,030	14,636	13,000	13,000	13,000
525320 Food Services	1,924	1,275	300	0	0	0
525330 Transportation Services	14,499	20,320	12,035	11,050	11,050	11,050
525350 Janitorial Services	87,250	146,202	203,790	154,700	154,700	154,700
525360 Public Works Services	186	2,519	350	0	0	0
525405 Code Enforcement Services	100	0	0	0	0	0
525440 Client Assistance	100,268	91,908	340,665	247,775	247,775	247,775
525450 Subscription Services	6,662	26,723	5,964	6,700	6,700	6,700
525555 Security Services	135,295	229,129	244,900	261,000	261,000	261,000
525710 Printing Services	31,499	22,708	22,626	18,855	18,855	18,855
525715 Advertising	4,261	10,495	5,918	6,500	6,500	6,500
525735 Mail Services	35,541	22,981	21,073	19,900	19,900	19,900
525740 Document Disposal Services	29,426	30,296	32,600	25,430	25,430	25,430
525770 Interpreters and Translators	63,496	76,436	93,232	88,525	88,525	88,525
525991 Match Payments	366,577	278,434	371,000	220,000	220,000	220,000
525999 Other Contracted Services	1,006,312	1,088,676	796,632	1,006,000	1,006,000	1,006,000
Contracted Services Total	7,781,842	8,171,451	8,700,888	8,093,536	8,093,536	8,093,536
Repairs and Maintenance						
526010 Office Equipment Maintenance	4,424	3,075	3,250	1,150	1,150	1,150
526011 Dept Equipment Maintenance	1,636	3,807	4,500	3,950	3,950	3,950
526012 Vehicle Maintenance	1,044	2,081	2,400	5,750	5,750	5,750

MARION COUNTY FY 2020-21 BUDGET

BY DEPARTMENT

HEALTH AND HUMAN SERVICES

190 - Health and Human Services	Actual FY 17-18	Actual FY 18-19	Budget FY 19-20	Proposed FY 20-21	Approved FY 20-21	Adopted FY 20-21
Materials and Services						
526014 Radio Maintenance	352	4,792	0	0	0	0
526020 Computer Hardware Maintenance	48	0	0	0	0	0
526021 Computer Software Maintenance	14,232	74,437	64,000	83,950	83,950	83,950
526022 Telephone Maintenance	0	11,868	0	8,900	8,900	8,900
526030 Building Maintenance	95,309	113,174	83,843	72,850	72,850	72,850
526040 Remodels and Site Improvements	6,962	114,316	21,935	23,000	23,000	23,000
526050 Grounds Maintenance	633	7,125	0	6,650	6,650	6,650
Repairs and Maintenance Total	124,639	334,675	179,928	206,200	206,200	206,200
Rentals						
527100 Vehicle Rental	136,190	153,524	103,538	86,600	86,600	86,600
527110 Fleet Leases	129,419	101,004	96,804	103,964	103,964	103,964
527120 Motor Pool Mileage	19,635	22,233	29,705	73,450	73,450	73,450
527130 Parking	6,687	3,682	1,927	550	550	550
527140 County Parking	660	660	660	660	660	660
527210 Building Rental Private	1,431,195	2,006,417	1,867,739	1,791,267	1,791,267	1,791,267
527300 Equipment Rental	148,837	162,452	201,187	152,550	152,550	152,550
527310 Fair Equipment Rentals	(33)	0	0	0	0	0
Rentals Total	1,872,590	2,449,971	2,301,560	2,209,041	2,209,041	2,209,041
Insurance						
528110 Liability Insurance Premiums	500	500	500	500	500	500
528140 Malpractice Insurance Premiums	60,306	69,124	70,000	70,000	70,000	70,000
528220 Notary Bonds	80	40	0	0	0	0
528415 Auto Claims	911	8,290	0	0	0	0
Insurance Total	61,797	77,954	70,500	70,500	70,500	70,500
Miscellaneous						
529110 Mileage Reimbursement	87,755	120,877	109,032	121,275	121,275	121,275
529120 Commercial Travel	15,593	3,526	5,300	3,850	3,850	3,850
529130 Meals	7,143	3,705	5,050	4,750	4,750	4,750
529140 Lodging	23,540	12,291	27,775	18,950	18,950	18,950
529210 Meetings	10,823	8,406	13,977	9,750	9,750	9,750
529220 Conferences	7,812	20,068	24,140	9,550	9,550	9,550
529230 Training	34,968	33,821	64,655	70,129	70,129	70,129
529250 Tuition Reimbursement	0	278	0	0	0	0
529300 Dues and Memberships	22,645	52,853	63,893	47,785	47,785	47,785
529450 Wellness Grants	0	82	0	0	0	0
529590 Special Programs Other	5,026	11,915	3,000	9,000	9,000	9,000
529650 Pre Employment Costs	7,680	13,338	10,040	20,250	20,250	20,250
529740 Fairs and Shows	835	1,138	0	125	125	125
529840 Professional Licenses	200	12,230	200	0	0	0
529860 Permits	425	0	0	0	0	0

MARION COUNTY FY 2020-21 BUDGET

BY DEPARTMENT

HEALTH AND HUMAN SERVICES

190 - Health and Human Services	Actual FY 17-18	Actual FY 18-19	Budget FY 19-20	Proposed FY 20-21	Approved FY 20-21	Adopted FY 20-21
Materials and Services						
529910 Awards and Recognition	33	645	400	200	200	200
529999 Miscellaneous Expense	45,034	62,450	267,264	48,800	48,800	48,800
Miscellaneous Total	269,512	357,622	594,726	364,414	364,414	364,414
Materials and Services Total	11,582,312	13,250,762	13,430,411	12,421,051	12,421,051	12,421,051
Administrative Charges						
611100 County Admin Allocation	549,789	612,196	710,315	640,958	640,958	640,958
611210 Facilities Mgt Allocation	214,782	215,767	248,316	254,430	254,430	254,430
611220 Custodial Allocation	215,180	179,237	172,111	184,249	184,249	184,249
611230 Courier Allocation	22,510	20,410	22,358	24,176	24,176	24,176
611250 Risk Management Allocation	87,481	71,465	96,015	97,116	97,116	97,116
611255 Benefits Allocation	130,537	140,364	146,328	0	0	0
611260 Human Resources Allocation	470,618	535,671	633,108	806,747	806,747	806,747
611300 Legal Services Allocation	132,500	131,141	167,009	175,306	175,306	175,306
611400 Information Tech Allocation	1,150,929	1,451,683	1,698,256	1,798,495	1,798,495	1,798,495
611410 FIMS Allocation	658,245	705,270	671,880	602,691	602,691	602,691
611420 Telecommunications Allocation	140,642	213,477	258,011	227,814	227,814	227,814
611430 Info Tech Direct Charges	450,075	371,389	547,020	586,963	586,963	586,963
611600 Finance Allocation	634,949	713,300	780,400	847,684	847,684	847,684
611800 MCBEE Allocation	11,168	11,161	30,279	82,444	82,444	82,444
612100 IT Equipment Use Charges	102,129	200,766	141,883	272,340	272,340	272,340
614100 Liability Insurance Allocation	210,400	199,800	182,900	202,600	202,600	202,600
614200 WC Insurance Allocation	147,500	145,900	143,500	114,400	114,400	114,400
Administrative Charges Total	5,329,434	5,918,997	6,649,689	6,918,413	6,918,413	6,918,413
Capital Outlay						
531100 Office Equipment Capital	21,591	8,448	0	0	0	0
531300 Departmental Equipment Capital	(2,280)	0	16,736	0	0	0
531600 Computer Hardware Capital	0	11,492	0	0	0	0
531700 Computer Software Capital	16,000	0	0	0	0	0
531800 Telephone Systems	54,375	2,955	0	0	0	0
534100 Building Construction	0	16,990	0	0	0	0
534600 Site Improvements	383,276	719,112	0	0	0	0
Capital Outlay Total	472,963	758,998	16,736	0	0	0
Transfers Out						
561130 Transfer to Public Works	6,044	0	47,033	29,500	29,500	29,500
561250 Transfer to Sheriff Grants	7,915	8,751	0	0	0	0
561410 Transfer to Debt Service	368,262	368,262	368,262	368,262	368,262	368,262
561480 Xfer to Capital Impr Projects	0	349,786	2,601,604	1,338,293	1,338,293	1,338,293
561595 Transfer to Fleet Management	0	86,834	25,000	42,000	42,000	42,000
Transfers Out Total	382,221	813,633	3,041,899	1,778,055	1,778,055	1,778,055

MARION COUNTY FY 2020-21 BUDGET

BY DEPARTMENT

HEALTH AND HUMAN SERVICES

190 - Health and Human Services	Actual FY 17-18	Actual FY 18-19	Budget FY 19-20	Proposed FY 20-21	Approved FY 20-21	Adopted FY 20-21
Contingency						
571010 Contingency	0	0	3,609,996	5,510,293	5,510,293	5,510,293
Contingency Total	0	0	3,609,996	5,510,293	5,510,293	5,510,293
Ending Fund Balance						
573010 Unapprop Ending Fund Balance	0	0	3,348,358	2,000,000	2,000,000	2,000,000
Ending Fund Balance Total	0	0	3,348,358	2,000,000	2,000,000	2,000,000
Health and Human Services Total	53,911,725	59,265,020	74,364,366	74,758,066	74,758,066	74,758,066
Health and Human Services Grand Total	53,911,725	59,265,020	74,364,366	74,758,066	74,758,066	74,758,066

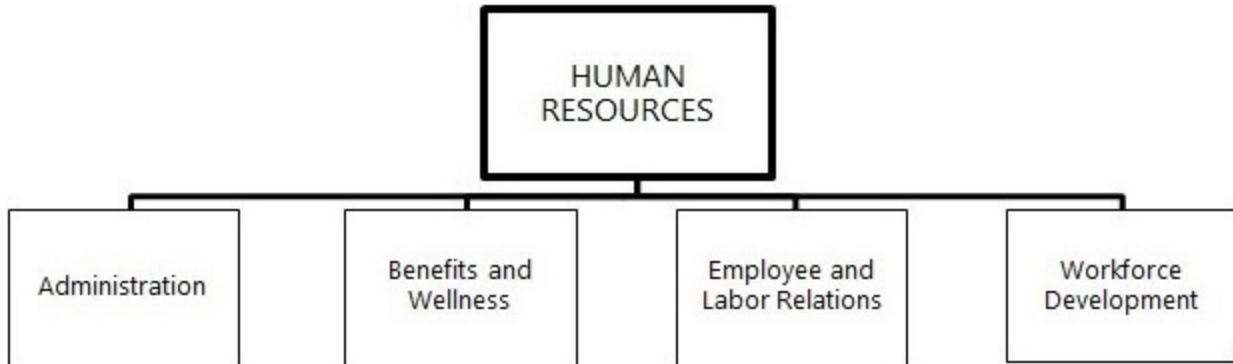
MARION COUNTY FY 2020-21 BUDGET
BY DEPARTMENT
HEALTH AND HUMAN SERVICES

THIS PAGE HAS BEEN INTENTIONALLY LEFT BLANK

MARION COUNTY FY 2020-21 BUDGET

BY DEPARTMENT

HUMAN RESOURCES



MISSION STATEMENT

To maintain highly qualified and diverse staff by creating a work place that is characterized by integrity, open communications, personal accountability, trust, and mutual respect to support the county's mission.

GOALS AND OBJECTIVES

- Goal 1 Provide proactive customer support, advice, and streamlined processes in the areas of employee relations, volunteer engagement, performance management, professional development, and employment practices across county departments.
 - Objective 1 Promote and foster proactive, responsive partnerships with department heads, line managers, supervisors, and employees. Educate, share, and practice evolving best practices and expertise providing consistent, fair and reliable information, recommendations, and advice.
 - Objective 2 Monitor federal, state, local statutes, and rules pertaining to personnel and related services. Apprise and inform department heads, elected officials, program managers, and respective supervisors of changes and business impacts. Provide timely information for critical decisions or conflicts in enterprise wide operations.
 - Objective 3 Design and integrate intuitive, business relevant forms, procedures, systems, and reports that inform, educate, and provide proactive response and support for the business needs of departments and respective programs.

- Goal 2 Build a strong organizational culture by providing employees with benefit and wellness opportunities. Coordinate closely with departments to educate and equip employees for their health and well-being.
 - Objective 1 Sponsor events that educate, inform, and practice evolving best practices, emerging trends, and comprehensive analysis to provide accurate, timely information and advice.

MARION COUNTY FY 2020-21 BUDGET

BY DEPARTMENT

HUMAN RESOURCES

DEPARTMENT OVERVIEW

Human Resources (HR) is a newly created department for the 2020-21 fiscal year. Previously, HR has been a program within the Business Services Department. 18.00 FTE are moving from Business Services to the new HR Department, and 1.0 FTE was added through the budget process. Risk Management and Benefits had also been a program within Business Services, however, with the new HR department, Benefits and Wellness will move into the new HR Department and Risk Management will remain within Business Services.

The Human Resources Department provides comprehensive, timely employment practices and services including recruitment, classification and compensation, employee and labor relations, workforce data management, workforce planning and development, benefits and wellness for active employees, and opportunities to provide volunteer services. The Human Resources Department provides these services through the following four programs: Administration, Benefits and Wellness, Employee and Labor Relations, and Workforce Development.

RESOURCE AND REQUIREMENT SUMMARY

Human Resources	FY 17-18 ACTUAL	FY 18-19 ACTUAL	FY 19-20 BUDGET	FY 20-21 ADOPTED	+/- %
RESOURCES					
Charges for Services	0	0	0	60,704	n.a.
Admin Cost Recovery	0	0	0	2,633,628	n.a.
TOTAL RESOURCES	0	0	0	2,694,332	n.a.
REQUIREMENTS					
Personnel Services					
Salaries and Wages	0	0	0	1,263,225	n.a.
Fringe Benefits	0	0	0	775,967	n.a.
Total Personnel Services	0	0	0	2,039,192	n.a.
Materials and Services					
Supplies	0	0	0	6,325	n.a.
Materials	0	0	0	7,710	n.a.
Communications	0	0	0	9,270	n.a.
Utilities	0	0	0	12,663	n.a.
Contracted Services	0	0	0	234,913	n.a.
Repairs and Maintenance	0	0	0	3,700	n.a.
Rentals	0	0	0	23,073	n.a.
Miscellaneous	0	0	0	109,278	n.a.
Total Materials and Services	0	0	0	406,932	n.a.
Administrative Charges	0	0	0	248,208	n.a.
TOTAL REQUIREMENTS	0	0	0	2,694,332	n.a.
FTE	0.00	0.00	0.00	19.00	n.a.

MARION COUNTY FY 2020-21 BUDGET

BY DEPARTMENT

HUMAN RESOURCES

FUNDS

Fund Name	FY 17-18 ACTUAL	FY 18-19 ACTUAL	FY 19-20 BUDGET	FY 20-21 ADOPTED	% of Total
RESOURCES					
FND 580 Central Services	0	0	0	2,694,332	100.0%
TOTAL RESOURCES	0	0	0	2,694,332	100.0%
REQUIREMENTS					
FND 580 Central Services	0	0	0	2,694,332	100.0%
TOTAL REQUIREMENTS	0	0	0	2,694,332	100.0%

PROGRAMS

	FY 17-18 ACTUAL	FY 18-19 ACTUAL	FY 19-20 BUDGET	FY 20-21 ADOPTED	+/- %
RESOURCES					
HR Administration	0	0	0	615,387	n.a.
Benefits and Wellness	0	0	0	620,249	n.a.
Employee and Labor Relations	0	0	0	526,259	n.a.
Workforce Development	0	0	0	932,437	n.a.
TOTAL RESOURCES	0	0	0	2,694,332	n.a.
REQUIREMENTS					
HR Administration	0	0	0	615,387	n.a.
Benefits and Wellness	0	0	0	620,249	n.a.
Employee and Labor Relations	0	0	0	526,259	n.a.
Workforce Development	0	0	0	932,437	n.a.
TOTAL REQUIREMENTS	0	0	0	2,694,332	n.a.

MARION COUNTY FY 2020-21 BUDGET

BY DEPARTMENT

HUMAN RESOURCES

HR Administration Program

- Provides leadership, strategic direction, planning, and policy development for the department.
- Collaborates and partners with Board of Commissioners and department heads to support their respective missions.
- Manages collective bargaining agreements and labor relations.
- Provides departments with support needed to cultivate meaningful volunteer experiences for members of the public.

Program Summary

Human Resources	Program: HR Administration				
	FY 17-18 ACTUAL	FY 18-19 ACTUAL	FY 19-20 BUDGET	FY 20-21 ADOPTED	+/- %
RESOURCES					
Charges for Services	0	0	0	15,504	n.a.
Admin Cost Recovery	0	0	0	599,883	n.a.
TOTAL RESOURCES	0	0	0	615,387	n.a.
REQUIREMENTS					
Personnel Services	0	0	0	490,570	n.a.
Materials and Services	0	0	0	68,074	n.a.
Administrative Charges	0	0	0	56,743	n.a.
TOTAL REQUIREMENTS	0	0	0	615,387	n.a.
FTE	0.00	0.00	0.00	4.00	n.a.

FTE By Position Title By Program

Program: HR Administration	
Position Title	FTE
Chief Human Resources Officer	1.00
Human Resources Specialist (Confidential)	1.00
Office Specialist 3	1.00
Volunteer Services Coordinator	1.00
Program HR Administration FTE Total:	4.00

FTE Changes

There are no FTE changes.

HR Administration Program Budget Justification

RESOURCES

The HR Administration program is primarily funded through administrative cost recovery. Charges for Services resources reflects HR services provided to the Marion County Housing Authority.

REQUIREMENTS

HR Administration program requirements include Personnel Services for 4.0 FTE, including the Chief Human Resources Officer, Materials and Services and Administrative Charges. Materials and Services includes equipment rental, training, countywide publications and outside legal services.

MARION COUNTY FY 2020-21 BUDGET

BY DEPARTMENT

HUMAN RESOURCES

Benefits and Wellness Program

- Oversees and maintains employee benefits by administering the county Benefit Plan Rules and Wellness Program.

Program Summary

Human Resources	Program: Benefits and Wellness				
	FY 17-18 ACTUAL	FY 18-19 ACTUAL	FY 19-20 BUDGET	FY 20-21 ADOPTED	+/- %
RESOURCES					
Charges for Services	0	0	0	45,200	n.a.
Admin Cost Recovery	0	0	0	575,049	n.a.
TOTAL RESOURCES	0	0	0	620,249	n.a.
REQUIREMENTS					
Personnel Services	0	0	0	381,586	n.a.
Materials and Services	0	0	0	187,120	n.a.
Administrative Charges	0	0	0	51,543	n.a.
TOTAL REQUIREMENTS	0	0	0	620,249	n.a.
FTE	0.00	0.00	0.00	4.00	n.a.

FTE By Position Title By Program

Program: Benefits and Wellness	
Position Title	FTE
HR Specialist - Leave Administrator	1.00
Human Resources Specialist	2.00
Safety & Wellness Coordinator	1.00
Program Benefits and Wellness FTE Total:	4.00

FTE Changes

Decision Package approved for the addition of 1.00 FTE for an HR Specialist - Leave Administrator (confidential).

Benefits and Wellness Program Budget Justification

RESOURCES

The Benefits and Wellness program is primarily funded through administrative cost recovery. Charges for Services resources is an annual assessment to each department, per FTE, for services provided by the Wellness program.

REQUIREMENTS

Benefits and Wellness requirements includes Personnel Services Costs for 4.0 FTE, Materials and Services and Administrative Charges. Material and Services includes contracted services for health insurance brokers and other administrative professional benefits, as well as wellness services provided to county employees.

MARION COUNTY FY 2020-21 BUDGET
BY DEPARTMENT
HUMAN RESOURCES

Employee and Labor Relations Program

- Provides employee relations guidance to ensure compliance with county policies, personnel rules, and employment laws.

Program Summary

Human Resources

Program: Employee and Labor Relations

	FY 17-18 ACTUAL	FY 18-19 ACTUAL	FY 19-20 BUDGET	FY 20-21 ADOPTED	+/- %
RESOURCES					
Admin Cost Recovery	0	0	0	526,259	n.a.
TOTAL RESOURCES	0	0	0	526,259	n.a.
REQUIREMENTS					
Personnel Services	0	0	0	465,796	n.a.
Materials and Services	0	0	0	10,420	n.a.
Administrative Charges	0	0	0	50,043	n.a.
TOTAL REQUIREMENTS	0	0	0	526,259	n.a.
FTE	0.00	0.00	0.00	4.00	n.a.

FTE By Position Title By Program

Program: Employee and Labor Relations	
Position Title	FTE
Human Resources Analyst	1.00
Human Resources Analyst Sr	3.00
Program Employee and Labor Relations FTE Total:	4.00

FTE Changes

There are no FTE changes.

Employee and Labor Relations Program Budget Justification

RESOURCES

Employee and Labor Relations program is funded through administrative cost recovery.

REQUIREMENTS

Employee and Labor Relations requirements includes Personnel Services costs for 4.0 FTE, Materials and Services and Administrative Charges. Materials and Services consist of cell phones and training for employees within the program.

MARION COUNTY FY 2020-21 BUDGET
BY DEPARTMENT
HUMAN RESOURCES

Workforce Development Program

- Provides enterprise-wide training and development to county employees.
- Provides enterprise recruitment and screening services.
- Maintains the enterprise's Human Resources Management System (HRIS).

Program Summary

Human Resources	Program: Workforce Development				
	FY 17-18 ACTUAL	FY 18-19 ACTUAL	FY 19-20 BUDGET	FY 20-21 ADOPTED	+/- %
RESOURCES					
Admin Cost Recovery	0	0	0	932,437	n.a.
TOTAL RESOURCES	0	0	0	932,437	n.a.
REQUIREMENTS					
Personnel Services	0	0	0	701,240	n.a.
Materials and Services	0	0	0	141,318	n.a.
Administrative Charges	0	0	0	89,879	n.a.
TOTAL REQUIREMENTS	0	0	0	932,437	n.a.
FTE	0.00	0.00	0.00	7.00	n.a.

FTE By Position Title By Program

Program: Workforce Development	
Position Title	FTE
Human Resources Specialist	3.00
Human Resources Specialist (Confidential)	3.00
Human Resources Supervisor	1.00
Program Workforce Development FTE Total:	7.00

FTE Changes

There are no FTE changes.

Workforce Development Program Budget Justification

RESOURCES

Workforce Development program is funded through administrative cost recovery.

REQUIREMENTS

Workforce Development requirements includes Personnel Services costs for 7.0 FTE, Materials and Services and Administrative Charges. Materials and Services consist of subscription services for Neogov, E-Learning, and contracted service for countywide training that is provided to all employees.

MARION COUNTY FY 2020-21 BUDGET

BY DEPARTMENT

HUMAN RESOURCES

KEY DEPARTMENT ACCOMPLISHMENTS

- Wellness coordinated and provided a number of activities and workshops including our annual Walk/Run 5K at Minto Brown Park, and multiple team events including softball, soccer, bowling and ping pong. Wellness also conducted 9 flu shot clinics, defensive driving, and CPR/First Aid classes.
- Employee Benefits conducted six Open Enrollment Benefit Fairs, four retirement workshops, and processed over 1,053 electronic benefit forms through the newly created electronic open enrollment forms process, 276 new hire enrollment transactions, and 50 newly benefited employees.
- Volunteer Services oversees 149 board members and 1,557 unique program volunteers. In 2019, volunteers and interns contributed more than 95,541 hours of service. Marion County values those contributions at \$3,259,363.00 (based on \$25.43 2018 U.S. rate determined by Independent Sector). Volunteers participate in a wide variety of activities such as fostering shelter dogs, serving on emergency preparedness and response teams, participating in search and rescue missions, delivering public health and behavioral health services, guiding victims through the criminal justice system and helping to maintain our wonderful Marion County parks. Environmental Services volunteers were involved in three unique events this year: a repair fair, a toy swap and a clothing swap. The events engage the general public and encourage residents to find fun ways to reduce items that end up in the trash bins. Community members brought in 89 items, with our volunteer "fixperts" successfully repairing 65 of them.
- Human Resources Recruitment Team processed over 376 recruitments and screened over 11,800 applications, a decrease of 15% and 5% respectively.

MARION COUNTY FY 2020-21 BUDGET
BY DEPARTMENT
HUMAN RESOURCES

KEY INDICATORS

1: Employee Retention Rate

Definition and Purpose

The retention rate reflects the stability of the Marion County workforce. The retention rate is calculated by determining the percentage of regular employees (excluding temporary employees) who were retained throughout the fiscal year. A stable workforce reduces the costs associated with turnover and generally improves customer service.

Significance

Retention rates measure the stability of the workforce. Low employee retention rates may indicate the need for evaluation and remediation to decrease turnover rates. This indicator supports the Marion County Strategic Plan Goal #6 - Operational Efficiency and Quality Service to provide efficient, effective, and responsive government through stewardship and accountability. High retention rates reflect employee satisfaction and morale as well as ensures continuity of services and expertise.

Data Units Fiscal Year

FY 16-17 Actual	FY 17-18 Actual	FY 18-19 Actual	FY 19-20 Estimate	FY 20-21 Estimate
87.4%	86.5%	86%	84%	86.5%

Explanation of Trends and Changes

The total retention rate has maintained a fairly consistent rate the last few fiscal years. However, we are forecasting and monitoring for a slight downward trend in the next few fiscal years due to increased retirements and improvements in the economy. The retention rate applies to regular full-time and part-time regular employees; this excludes seasonal and other temporary employees.

MARION COUNTY FY 2020-21 BUDGET

BY DEPARTMENT

HUMAN RESOURCES

Resources by Fund Detail						
580 - Central Services	Actual FY 17-18	Actual FY 18-19	Budget FY 19-20	Proposed FY 20-21	Approved FY 20-21	Adopted FY 20-21
Charges for Services						
347101 Central Svcs to Other Agencies	0	0	0	15,704	15,704	15,704
348700 Wellness Program	0	0	0	45,000	45,000	45,000
Charges for Services Total	0	0	0	60,704	60,704	60,704
Admin Cost Recovery						
411255 Benefits Allocation	0	0	0	575,049	575,049	575,049
411260 Human Resources Allocation	0	0	0	2,058,579	2,058,579	2,058,579
Admin Cost Recovery Total	0	0	0	2,633,628	2,633,628	2,633,628
Central Services Total	0	0	0	2,694,332	2,694,332	2,694,332
Human Resources Grand Total	0	0	0	2,694,332	2,694,332	2,694,332

MARION COUNTY FY 2020-21 BUDGET

BY DEPARTMENT

HUMAN RESOURCES

Requirements by Fund Detail

580 - Central Services	Actual FY 17-18	Actual FY 18-19	Budget FY 19-20	Proposed FY 20-21	Approved FY 20-21	Adopted FY 20-21
Personnel Services						
Salaries and Wages						
511110 Regular Wages	0	0	0	1,253,369	1,253,369	1,253,369
511210 Compensation Credits	0	0	0	2,656	2,656	2,656
511290 Health Insurance Waiver Pay	0	0	0	7,200	7,200	7,200
Salaries and Wages Total	0	0	0	1,263,225	1,263,225	1,263,225
Fringe Benefits						
512110 PERS	0	0	0	289,910	289,910	289,910
512120 401K	0	0	0	22,273	22,273	22,273
512130 PERS Debt Service	0	0	0	67,583	67,583	67,583
512200 FICA	0	0	0	95,856	95,856	95,856
512310 Medical Insurance	0	0	0	263,580	263,580	263,580
512320 Dental Insurance	0	0	0	22,156	22,156	22,156
512330 Group Term Life Insurance	0	0	0	2,360	2,360	2,360
512340 Long Term Disability Insurance	0	0	0	5,288	5,288	5,288
512400 Unemployment Insurance	0	0	0	3,789	3,789	3,789
512520 Workers Comp Insurance	0	0	0	540	540	540
512600 Wellness Program	0	0	0	720	720	720
512610 Employee Assistance Program	0	0	0	612	612	612
512700 County HSA Contributions	0	0	0	1,300	1,300	1,300
Fringe Benefits Total	0	0	0	775,967	775,967	775,967
Personnel Services Total	0	0	0	2,039,192	2,039,192	2,039,192
Materials and Services						
Supplies						
521010 Office Supplies	0	0	0	2,300	2,300	2,300
521070 Departmental Supplies	0	0	0	775	775	775
521110 First Aid Supplies	0	0	0	50	50	50
521140 Vaccines	0	0	0	500	500	500
521190 Publications	0	0	0	2,700	2,700	2,700
Supplies Total	0	0	0	6,325	6,325	6,325
Materials						
522150 Small Office Equipment	0	0	0	1,060	1,060	1,060
522160 Small Departmental Equipment	0	0	0	3,250	3,250	3,250
522170 Computers Non Capital	0	0	0	2,800	2,800	2,800
522180 Software	0	0	0	600	600	600
Materials Total	0	0	0	7,710	7,710	7,710
Communications						
523040 Data Connections	0	0	0	500	500	500
523050 Postage	0	0	0	3,350	3,350	3,350

MARION COUNTY FY 2020-21 BUDGET

BY DEPARTMENT

HUMAN RESOURCES

580 - Central Services	Actual FY 17-18	Actual FY 18-19	Budget FY 19-20	Proposed FY 20-21	Approved FY 20-21	Adopted FY 20-21
Materials and Services						
523060 Cellular Phones	0	0	0	5,280	5,280	5,280
523090 Long Distance Charges	0	0	0	140	140	140
Communications Total	0	0	0	9,270	9,270	9,270
Utilities						
524010 Electricity	0	0	0	11,176	11,176	11,176
524020 City Operations and St Lights	0	0	0	8	8	8
524040 Natural Gas	0	0	0	119	119	119
524050 Water	0	0	0	210	210	210
524070 Sewer	0	0	0	435	435	435
524090 Garbage Disposal and Recycling	0	0	0	715	715	715
Utilities Total	0	0	0	12,663	12,663	12,663
Contracted Services						
525110 Consulting Services	0	0	0	3,000	3,000	3,000
525160 Wellness Services	0	0	0	13,340	13,340	13,340
525450 Subscription Services	0	0	0	75,848	75,848	75,848
525510 Legal Services	0	0	0	2,485	2,485	2,485
525620 Insurance Brokers	0	0	0	98,000	98,000	98,000
525630 Insurance Admin Services	0	0	0	30,000	30,000	30,000
525710 Printing Services	0	0	0	4,240	4,240	4,240
525715 Advertising	0	0	0	1,000	1,000	1,000
525735 Mail Services	0	0	0	850	850	850
525740 Document Disposal Services	0	0	0	650	650	650
525999 Other Contracted Services	0	0	0	5,500	5,500	5,500
Contracted Services Total	0	0	0	234,913	234,913	234,913
Repairs and Maintenance						
526010 Office Equipment Maintenance	0	0	0	200	200	200
526011 Dept Equipment Maintenance	0	0	0	1,000	1,000	1,000
526030 Building Maintenance	0	0	0	2,500	2,500	2,500
Repairs and Maintenance Total	0	0	0	3,700	3,700	3,700
Rentals						
527120 Motor Pool Mileage	0	0	0	750	750	750
527240 Condo Assn Assessments	0	0	0	16,173	16,173	16,173
527300 Equipment Rental	0	0	0	6,150	6,150	6,150
Rentals Total	0	0	0	23,073	23,073	23,073
Miscellaneous						
529110 Mileage Reimbursement	0	0	0	1,425	1,425	1,425
529120 Commercial Travel	0	0	0	5,800	5,800	5,800
529130 Meals	0	0	0	1,650	1,650	1,650
529140 Lodging	0	0	0	5,200	5,200	5,200
529210 Meetings	0	0	0	650	650	650

MARION COUNTY FY 2020-21 BUDGET

BY DEPARTMENT

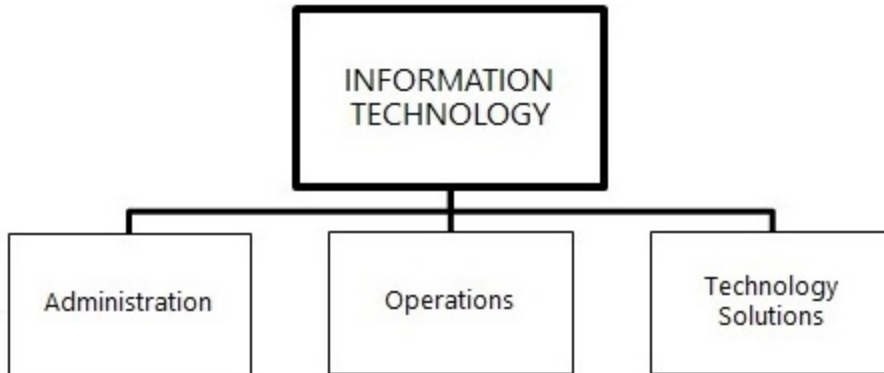
HUMAN RESOURCES

580 - Central Services	Actual FY 17-18	Actual FY 18-19	Budget FY 19-20	Proposed FY 20-21	Approved FY 20-21	Adopted FY 20-21
Materials and Services						
529220 Conferences	0	0	0	12,500	12,500	12,500
529230 Training	0	0	0	56,158	56,158	56,158
529300 Dues and Memberships	0	0	0	4,450	4,450	4,450
529450 Wellness Grants	0	0	0	6,500	6,500	6,500
529650 Pre Employment Costs	0	0	0	800	800	800
529740 Fairs and Shows	0	0	0	1,075	1,075	1,075
529860 Permits	0	0	0	400	400	400
529910 Awards and Recognition	0	0	0	12,670	12,670	12,670
Miscellaneous Total	0	0	0	109,278	109,278	109,278
Materials and Services Total	0	0	0	406,932	406,932	406,932
Administrative Charges						
611100 County Admin Allocation	0	0	0	24,935	24,935	24,935
611210 Facilities Mgt Allocation	0	0	0	33,680	33,680	33,680
611220 Custodial Allocation	0	0	0	25,727	25,727	25,727
611230 Courier Allocation	0	0	0	943	943	943
611250 Risk Management Allocation	0	0	0	3,217	3,217	3,217
611300 Legal Services Allocation	0	0	0	41,226	41,226	41,226
611400 Information Tech Allocation	0	0	0	44,562	44,562	44,562
611410 FIMS Allocation	0	0	0	24,166	24,166	24,166
611420 Telecommunications Allocation	0	0	0	4,641	4,641	4,641
611430 Info Tech Direct Charges	0	0	0	4,768	4,768	4,768
611600 Finance Allocation	0	0	0	20,112	20,112	20,112
611800 MCBEE Allocation	0	0	0	3,412	3,412	3,412
612100 IT Equipment Use Charges	0	0	0	6,319	6,319	6,319
614100 Liability Insurance Allocation	0	0	0	6,800	6,800	6,800
614200 WC Insurance Allocation	0	0	0	3,700	3,700	3,700
Administrative Charges Total	0	0	0	248,208	248,208	248,208
Central Services Total	0	0	0	2,694,332	2,694,332	2,694,332
Human Resources Grand Total	0	0	0	2,694,332	2,694,332	2,694,332

MARION COUNTY FY 2020-21 BUDGET
BY DEPARTMENT
HUMAN RESOURCES

THIS PAGE HAS BEEN INTENTIONALLY LEFT BLANK

INFORMATION TECHNOLOGY



MISSION STATEMENT

Enhance the business of Marion County by providing core technologies and services that support evolving business requirements and maximize the utilization of county resources.

GOALS AND OBJECTIVES

- Goal 1 Modernization and Optimization - Drive the Roadmap of system modernization and simplification initiatives
 - Objective 1 Enterprise - Drive towards countywide-shared enterprise technical solutions including Enterprise GIS, Document Management, Case Management, Team Collaboration Software, and Integrated Data-Driven solutions that improve how we interact and do business with our citizens.
 - Objective 2 Consolidation - Identify redundant departmental software, infrastructures, and identical use of similar licensing and technologies and provide a plan for consolidation. The selection of a solution should be based on economy of scale, as well as location and platform agnostic.
 - Objective 3 Virtualization - When possible transition dedicated hardware to shared enterprise virtual infrastructure to maximize the use of both technical and staffing resources, and reduce equipment obsolescence.
 - Objective 4 Common Cloud - Where appropriate for resiliency and cost effectiveness, leverage a cloud provisioning strategy to take advantage of dedicated non-public internet connections through the Oregon State network infrastructure.

- Goal 2 Communication Infrastructure - Champion transparency and communications through compelling and pragmatic architecture
 - Objective 1 Common Architectures - Implement an environment that provides access to a variety of solutions, based on need, that can be accessed anywhere, anytime. The hybrid approach utilizes county infrastructure along with regional government network integration, as well as compliant and secure cloud provisioning.
 - Objective 2 Network Redesign - Invest in technology to provide on demand elasticity of network bandwidth and resiliency to meet the dynamic needs of county departments. Enhance security through network segmentation where sensitive data exists, and ensure open wireless (Wi-Fi) access used by visitors to county facilities is safely routed separate from county data.
 - Objective 3 Identity Management - Provide the ability to manage access and privileges across multiple systems or solutions using single sign on to improve account provisioning and control.
 - Objective 4 End-Point Devices - Allow county staff members to securely access applications such as Document Sharing, Instant Messaging, Calendaring, and Email to enable mobile collaboration.

MARION COUNTY FY 2020-21 BUDGET

BY DEPARTMENT

INFORMATION TECHNOLOGY

- Goal 3 Data Management - Deliver on a unified Records and Data Management strategy
- Objective 1 Capture Data at Source - Pursue a "capture data at the source" strategy where data is input once, reducing the need for duplicate data entry and risk of keying errors.
 - Objective 2 Employ Data Tools and Infrastructure - Provide data tools for cleansing, governing, securing, analyzing, and automating on a platform that supports departments at scale.
 - Objective 3 Document Management - Provide a countywide enterprise solution for departmental consumption and collaboration that is easily accessible.
 - Objective 4 Public CMS - Support multiple Content Management (CMS) sites where departments can more easily update public facing website information in response to any event or need.
 - Objective 5 GIS Support - Provide geospatial mapping assistance either directly or through regional intergovernmental relationships.
- Goal 4 Reliable Services - Enhance the availability, resiliency, and delivery of information and services to citizens, employees, businesses, and governments
- Objective 1 Business Continuity - Implement IT redundancy and resilient technology to ensure that key systems continue to operate with minimal or no interruption even when infrastructure fails.
 - Objective 2 Disaster Recovery - Plan for the recovery of key systems on secondary infrastructure and the ability for emergency personnel and county executives to communicate and coordinate tactical support and services in the event of a major disaster.
 - Objective 3 Asset Management - Provide a clear plan for standardizing, approving, managing, and supporting hardware used by county staff such as: desktops; laptops, mobile phones, and tablets.
 - Objective 4 Operations Support - Provide 24/7 on-call support and continuous monitoring of the health of our infrastructure and systems leveraging automated notifications.
 - Objective 5 Service Desk Support - Provide core business support in meeting established service level agreements by assisting, resolving, and coordinating any issue that may arise.
- Goal 5 Information Security - Proactively manage IT Risk by deploying a secure, private, and accessible technology framework
- Objective 1 Security Officer - Establish County IT Security Officer who focuses on operating a viable security program.
 - Objective 2 Security Policies - Develop industry aligned policies that will increase attention to information security and establish minimal IT security requirements for systems and services.
 - Objective 3 Security Training - Develop incremental and people friendly training that will bring attention and education to information security topics throughout the county.
 - Objective 4 Security Infrastructure - Implementing security monitoring and prevention at all levels (network, server, and workstation) to mitigate known security threats, alert when an incident occurs, and respond rapidly to an incident when one occurs.
 - Objective 5 Business Applications - Define consistent and integrated methodologies for design, development, and implementation with security built into solutions.
- Goal 6 Staffing - Improve the talent through investing in education and skill training
- Objective 1 Diversity - Cultivate an inclusive environment where diversity of thought and expression are valued, emphasizing the importance of tolerance in the workplace, promoting acceptance of our differences, and providing an environment where employees can thrive.
 - Objective 2 Skills Training and Development - Provide access to training and career growth resources and services that encourages staff to continuously develop their skills and/or to learn new ones. Create programs for cross training and mentorship that vary from technical to soft skills.

MARION COUNTY FY 2020-21 BUDGET

BY DEPARTMENT

INFORMATION TECHNOLOGY

- Objective 3 Employee Retention - Provide career growth opportunities through mentorship, cross training, continued education, and employee recognition.
- Objective 4 As-a-Service Framework for IT Management - Organize and structure our organization with service management best practices in mind, aligned with the countywide plan and focusing on customer needs and services.

MARION COUNTY FY 2020-21 BUDGET

BY DEPARTMENT

INFORMATION TECHNOLOGY

DEPARTMENT OVERVIEW

Information Technology (IT) provides technical services, manages the county's technical resources, and provides consulting services for technology improvements. IT has developed strategic partnerships with all county departments through three programs: IT Operations, Technology Solutions, and IT Administration.

These programs provide a complete range of technology services which include strategic planning, new service design, business analysis, project management, risk management, data security, applications delivery and support networks, servers and storage, desktop and mobile management, database administration, and end-user support through the service desk.

IT strives to provide technology solutions and services that meet the needs of the county through management of system lifecycle phases, leveraging existing technologies to meet new requirements, safeguarding information, and providing viable and practical options for long-term delivery of services.

RESOURCE AND REQUIREMENT SUMMARY

Information Technology	FY 17-18 ACTUAL	FY 18-19 ACTUAL	FY 19-20 BUDGET	FY 20-21 ADOPTED	+/- %
RESOURCES					
Charges for Services	92,047	96,035	84,385	40,231	-52.3%
Admin Cost Recovery	8,881,051	10,326,322	11,569,326	11,420,040	-1.3%
Other Revenues	7,063	0	0	0	n.a.
General Fund Transfers	22,100	0	28,800	0	-100.0%
TOTAL RESOURCES	9,002,261	10,422,357	11,682,511	11,460,271	-1.9%
REQUIREMENTS					
Personnel Services					
Salaries and Wages	4,562,155	4,516,999	4,871,704	5,418,342	11.2%
Fringe Benefits	2,342,500	2,402,243	2,909,209	3,130,906	7.6%
Total Personnel Services	6,904,655	6,919,242	7,780,913	8,549,248	9.9%
Materials and Services					
Supplies	15,616	15,375	17,150	12,750	-25.7%
Materials	159,281	556,567	409,649	373,591	-8.8%
Communications	168,091	259,832	292,017	296,294	1.5%
Utilities	32,521	35,997	39,752	36,558	-8.0%
Contracted Services	137,842	696,267	999,650	270,859	-72.9%
Repairs and Maintenance	1,027,491	1,299,068	1,459,315	1,224,946	-16.1%
Rentals	70,538	63,476	79,563	60,942	-23.4%
Miscellaneous	63,323	119,162	75,597	66,451	-12.1%
Total Materials and Services	1,674,703	3,045,744	3,372,693	2,342,391	-30.5%
Administrative Charges	422,903	457,371	528,905	568,632	7.5%
TOTAL REQUIREMENTS	9,002,261	10,422,357	11,682,511	11,460,271	-1.9%
FTE	60.00	62.00	63.00	63.00	0.0%

MARION COUNTY FY 2020-21 BUDGET

BY DEPARTMENT

INFORMATION TECHNOLOGY

FUNDS

Fund Name	FY 17-18 ACTUAL	FY 18-19 ACTUAL	FY 19-20 BUDGET	FY 20-21 ADOPTED	% of Total
RESOURCES					
FND 580 Central Services	9,002,261	10,422,357	11,682,511	11,460,271	100.0%
TOTAL RESOURCES	9,002,261	10,422,357	11,682,511	11,460,271	100.0%
REQUIREMENTS					
FND 580 Central Services	9,002,261	10,422,357	11,682,511	11,460,271	100.0%
TOTAL REQUIREMENTS	9,002,261	10,422,357	11,682,511	11,460,271	100.0%

PROGRAMS

	FY 17-18 ACTUAL	FY 18-19 ACTUAL	FY 19-20 BUDGET	FY 20-21 ADOPTED	+/- %
RESOURCES					
IT Administration	424,809	474,090	621,872	637,025	2.4%
IT Operations	4,072,303	4,911,759	5,543,288	5,765,002	4.0%
Technology Solutions	4,505,150	5,036,508	5,517,351	5,058,244	-8.3%
TOTAL RESOURCES	9,002,261	10,422,357	11,682,511	11,460,271	-1.9%
REQUIREMENTS					
IT Administration	424,809	474,090	621,872	637,025	2.4%
IT Operations	4,072,303	4,911,759	5,543,288	5,765,002	4.0%
Technology Solutions	4,505,150	5,036,508	5,517,351	5,058,244	-8.3%
TOTAL REQUIREMENTS	9,002,261	10,422,357	11,682,511	11,460,271	-1.9%

MARION COUNTY FY 2020-21 BUDGET

BY DEPARTMENT

INFORMATION TECHNOLOGY

IT Administration Program

- Provide management, integration, and growth of IT programs, lines of service, and resources.
- Establish strategic plans and enable development of tactical goals and operational tasks to ensure efficient and effective delivery of technology services.
- Develop and manage IT's budget, contracts, procurement, and executive reporting.
- Develop, implement, and oversee effective utilization of IT policies, processes, and procedures; develop and receive approval for administrative policies and procedures related to delivery of IT services.
- Administer demand management and project portfolio planning and oversight activities.
- Provide employee services including time reporting, staff management, and professional and technical skills development.
- Initiate customer outreach through satisfaction surveys to ensure alignment of service delivery with established service level agreements.
- Represent IT as an active participating member of the Information Technology Governance Committee (ITGC).

Program Summary

Information Technology	Program: IT Administration				
	FY 17-18 ACTUAL	FY 18-19 ACTUAL	FY 19-20 BUDGET	FY 20-21 ADOPTED	+/- %
RESOURCES					
Admin Cost Recovery	424,809	474,090	621,872	637,025	2.4%
TOTAL RESOURCES	424,809	474,090	621,872	637,025	2.4%
REQUIREMENTS					
Personnel Services	306,612	282,570	404,744	477,377	17.9%
Materials and Services	97,051	169,025	184,071	123,544	-32.9%
Administrative Charges	21,145	22,495	33,057	36,104	9.2%
TOTAL REQUIREMENTS	424,808	474,089	621,872	637,025	2.4%
FTE	3.00	4.00	4.00	4.00	0.0%

FTE By Position Title By Program

Program: IT Administration	
Position Title	FTE
Accounting Clerk	1.00
Contracts Specialist Sr	1.00
Information Technology Director	1.00
Office Manager	1.00
Program IT Administration FTE Total:	4.00

IT Administration Program Budget Justification

RESOURCES

The IT Administration Program is funded entirely by administrative cost recoveries.

REQUIREMENTS

The Personnel Services increase reflects cost of living adjustments, merit, and fringe benefit increases.

Materials and Services decrease reflects the year to year change due to the transfer of accumulated vacancy savings from Personnel Services into Contracted Services in FY 2019-20 supplemental budget requests.

MARION COUNTY FY 2020-21 BUDGET

BY DEPARTMENT

INFORMATION TECHNOLOGY

IT Operations Program

- Manage delivery of IT services within the operational lines of service including performance monitoring, standards and process development, capacity planning and management, virus and malware detection, infrastructure design and administration, incident response, database administration, telecommunications, backup and recovery services, and disaster recovery.
- Partner with Technology Solutions to provide a stable, scalable, resilient, and secure environment to support development and implementation of technology services in alignment with IT Governance Committee sponsored initiatives and goals.
- Provide a wide range of support activities to departments by way of the service desk including desktop and mobile hardware setup, lifecycle replacement, software installations, video cameras and recording, telephones, voicemail, cell and mobile data devices, support for desktop applications, and relocation services.
- Manage design, installation, security, capacity planning and management, performance monitoring, backup and recovery, patching and upgrades, connectivity, and configuration of county infrastructure resources including servers, storage, computer facilities, and the county's private and wireless networks.
- Provide services including installation, design, tuning, patching and upgrades, performance monitoring, backup and recovery, and general administration and support for county databases.
- Provide system administration and support for enterprise applications, infrastructure tools, and department-based systems.

Program Summary

Information Technology

Program: IT Operations

	FY 17-18 ACTUAL	FY 18-19 ACTUAL	FY 19-20 BUDGET	FY 20-21 ADOPTED	+/- %
RESOURCES					
Charges for Services	91,724	96,035	84,385	40,231	-52.3%
Admin Cost Recovery	3,979,393	4,815,724	5,458,903	5,724,771	4.9%
Other Revenues	1,186	0	0	0	n.a.
TOTAL RESOURCES	4,072,303	4,911,759	5,543,288	5,765,002	4.0%
REQUIREMENTS					
Personnel Services	2,874,470	3,023,683	3,250,894	3,706,255	14.0%
Materials and Services	1,027,968	1,692,381	2,060,998	1,796,996	-12.8%
Administrative Charges	169,865	195,695	231,396	261,751	13.1%
TOTAL REQUIREMENTS	4,072,303	4,911,759	5,543,288	5,765,002	4.0%
FTE	25.10	26.10	27.00	29.00	7.4%

FTE By Position Title By Program

Program: IT Operations	
Position Title	FTE
Database Administrator	1.00
Database Administrator-Sr	0.10
GIS Analyst 2	0.25
GIS Analyst 3	0.15
Info Technology Manager	1.00
Info Technology Supervisor	2.00
IT Security Analyst	1.00
IT System Architect	0.40
IT Systems Analyst	1.00

MARION COUNTY FY 2020-21 BUDGET
BY DEPARTMENT
INFORMATION TECHNOLOGY

Program: IT Operations	
Position Title	FTE
Network Analyst 2	5.00
Network Analyst 3	4.00
Programmer Analyst 1	0.10
Programmer Analyst 3	1.00
Support Specialist (IT)	9.00
Support Technician	1.00
Telecommunications Technician	1.00
Telecommunications Technician-Sr	1.00
Program IT Operations FTE Total:	29.00

FTE Changes

Includes 2.00 FTE increase through a transfer of existing funded roles from the Technology Solutions program.

IT Operations Program Budget Justification

RESOURCES

The IT Operations Program funding is based on a department allocation which includes network usage, number and usage of phones, and support services factors evaluated by service tickets and devices utilized. Some revenue is realized from the reimbursement of phone and network services provided to other agencies housed in county facilities. The -52% decrease in Charges for Services is related to discontinued use of services by the Oregon State Courts.

REQUIREMENTS

The Personnel Services increase reflects a cost of living adjustment, merit, and fringe benefit increases, as well as the organizational change of 2.0 FTE transferred from the Technology Solutions program to support enterprise infrastructure applications.

Materials and Services decrease is related to decommissioning of end-of-life equipment, reduction in facility space and transportation costs, as well as a one-time \$19,700 transfer of software maintenance and subscription costs to department budgets consuming line of business specific services.

MARION COUNTY FY 2020-21 BUDGET

BY DEPARTMENT

INFORMATION TECHNOLOGY

Technology Solutions Program

- Provide assessment of new technology products, system enhancements and upgrades of existing services, and technical consultation.
- Manage the delivery of new technology through the effective use of project management principles to ensure successful and timely completion of projects, and meet stated business objectives.
- Configure and support shared services for commonly used applications and systems including financial, human resources, payroll processing, geographic information systems (GIS), web portals, and reporting platforms.
- Implement, extend, and maintain a diverse set of line of business applications and software services for twelve county departments.
- Partner with the IT Operations to identify security, usability, maintainability, scalability, availability, and support requirements to meet the business and technology needs of the county in alignment with IT Governance Committee sponsored initiatives and goals.

Program Summary

Information Technology

Program: Technology Solutions

	FY 17-18 ACTUAL	FY 18-19 ACTUAL	FY 19-20 BUDGET	FY 20-21 ADOPTED	+/- %
RESOURCES					
Charges for Services	323	0	0	0	n.a.
Admin Cost Recovery	4,476,849	5,036,508	5,488,551	5,058,244	-7.8%
Other Revenues	5,878	0	0	0	n.a.
General Fund Transfers	22,100	0	28,800	0	-100.0%
TOTAL RESOURCES	4,505,150	5,036,508	5,517,351	5,058,244	-8.3%
REQUIREMENTS					
Personnel Services	3,723,573	3,612,989	4,125,275	4,365,616	5.8%
Materials and Services	549,684	1,184,337	1,127,624	421,851	-62.6%
Administrative Charges	231,893	239,182	264,452	270,777	2.4%
TOTAL REQUIREMENTS	4,505,150	5,036,508	5,517,351	5,058,244	-8.3%
FTE	31.90	31.90	32.00	30.00	-6.3%

FTE By Position Title By Program

Program: Technology Solutions	
Position Title	FTE
Business Systems Analyst	1.00
Computer Forensics Specialist	1.00
Database Administrator-Sr	0.90
GIS Analyst 1	1.00
GIS Analyst 2	1.75
GIS Analyst 3	0.85
Info Technology Manager	1.00
Info Technology Supervisor	1.00
Information Technology Deputy Director	1.00
IT Project Manager	3.00
IT System Architect	0.60
IT Systems Analyst	3.00

MARION COUNTY FY 2020-21 BUDGET
 BY DEPARTMENT
 INFORMATION TECHNOLOGY

Program: Technology Solutions	
Position Title	FTE
Programmer Analyst 1	0.90
Programmer Analyst 2	7.00
Programmer Analyst 3	6.00
Program Technology Solutions FTE Total:	30.00

FTE Changes

Includes a reduction of 2.00 FTE through a transfer of existing funded roles to the IT Operations program.

Technology Solutions Program Budget Justification

RESOURCES

The Technology Solutions Program is funded through a department allocation that includes the Financial Information Management System allocation, Enterprise Applications, and direct charges to departments.

REQUIREMENTS

The Personnel Services has an overall increase, associated with a cost of living adjustment, merit and fringe benefit increases, but is offset by decreases due to two (2) FTE transferring to IT Operations. Program level project assignments have realigned staff to support the Sheriff's Record Management System / Jail Management System project, the Health and Human Services Department's Electronic Health Record project, the Assessor's Office Assessment and Taxation project, as well as minor adjustments to cover forecasted IT consulting and support activities.

Materials and Services decrease reflects a transfer of software maintenance and subscription costs to department budgets consuming line of business specific services as well as year to year change of accumulated vacancy savings from Personnel Services into Contracted Services in FY 2019-20 supplemental budget request.

MARION COUNTY FY 2020-21 BUDGET

BY DEPARTMENT

INFORMATION TECHNOLOGY

KEY DEPARTMENT ACCOMPLISHMENTS

- Designed, procured, and implemented a new countywide Network Firewall infrastructure to improve protections against cybersecurity threats.
- Completed multiple competitive procurement contracts related to replacing business critical legacy systems such as the Sheriff's Office Record and Jail Management System, and Health and Human Services Electronic Health Record system.
- Finished implementation of a replacement Record Management System for the District Attorney's office modernizing business operations based on electronic documents accessible remotely.
- Procured and installed a new high-resolution Digital Film Reader capability for the Clerk's Office.
- Digital Signage System configured and installed at Fresh Start Market supporting the Juvenile department training program.
- Accomplished a major report conversion project for the Payroll unit into the mainstream Microsoft SSRS platform to improve use and decrease operational and support costs.
- Deployed a new employee self-service password reset and password manager to simplify and strengthen access to systems and sensitive information.
- Rolled out a new internal use Employee Directory searchable by department or organization reporting structure.
- Implemented a new employee Information Security eLearning system as part of a broader security program to improve user knowledge against phishing attacks and insider threats.
- Transitioned all county end-user computers to Microsoft Windows 10 operating system and a new vulnerability protection system to reduce risks against cybersecurity attacks.

MARION COUNTY FY 2020-21 BUDGET

BY DEPARTMENT

INFORMATION TECHNOLOGY

KEY INDICATORS

1: Application Management and Support

Definition and Purpose

The indicators for application management and support measure effective delivery of system enhancements and upgrades, development and/or purchase of new products, feature and function integration within enterprise or multi-departmental systems, alignment of application delivery with evolving business needs, and automated integration of systems to facilitate consistent and timely data sharing.

Measurements include alignment of business needs with technical solutions, management of vendor costs, reduction of duplicative systems, data storage, and decreased licensing costs through use of enterprise level licensing models. Over time, management of our portfolio of software assets will allow the county to fully leverage our investment in technology and to make wiser long-term decisions.

Significance

This key indicator was carried forward to continue to assess the viability of applications in use, identify opportunities to integrate functionality and data within enterprise or multi-departmental applications, develop a core set of application support tools, leverage data analysis software using central data stores, and fully leverage enterprise resources and licensing models. With continually evolving reliance on software and automation to directly support departmental business functions and delivery of county services, these technology investments will continue to have significant budgetary impacts.

This indicator supports the Marion County Strategic Goal #6: Provide efficient, effective, and responsive government through stewardship and accountability.

Data Units Fiscal Year

Total Technology Maintenance Costs

FY 16-17 Actual	FY 17-18 Actual	FY 18-19 Actual	FY 19-20 Estimate	FY 20-21 Estimate
\$1,124,714	\$1,148,829	\$1,344,190	1,651,495	\$2,063,010

Number of Applications

FY 16-17 Actual	FY 17-18 Actual	FY 18-19 Actual	FY 19-20 Estimate	FY 20-21 Estimate
850	977	1,046	976	960

Explanation of Trends and Changes

This indicator shows that technology and the services used to support the county departments and their reliance on automation. The changes in application numbers and in cost reflect change in use, efficiencies, enhancements and depreciated systems. The increase in year over year costs reflect escalating prices by vendors on existing systems or services as the technology industry continues to consolidate, and reflective of major initiatives to replace legacy equipment, applications, and the adoption of new cloud-based subscription services.

MARION COUNTY FY 2020-21 BUDGET
BY DEPARTMENT
INFORMATION TECHNOLOGY

2: Customer Service

Definition and Purpose

Indicators for customer service measure our ability to provide timely, consistent, and business-relevant services that support our customers as they deliver county services.

Measurements include tickets received and completed and customer satisfaction as captured upon completion of an IT service request.

Significance

This key indicator was chosen to indicate trends in customer satisfaction and supports Marion County Strategic Goal #6: Provide efficient, effective, and responsive government through stewardship and accountability.

Data Units Calendar Year

Total customer tickets

CY 2016 Actual	CY 2017 Actual	CY 2018 Actual	CY 2019 Actual	CY 2020 Estimate
15,030	18,000	17,369	17,384	16,515

Average customer response (5 is Maximum)

CY 2016 Actual	CY 2017 Actual	CY 2018 Actual	CY 2019 Actual	CY 2020 Estimate
4.83 Very Satisfied	4.88 Very Satisfied	4.88 Very Satisfied	4.83 Very Satisfied	4.85 Very Satisfied

Explanation of Trends and Changes

These indicators give information on our ability to provide service to the county in alignment with the needs of the business. In addition to the customer survey responses, meetings are held with department leadership and IT business managers to review priorities and work activities. The slight reduction in satisfaction score can be attributed to major infrastructure replacement initiatives affecting users, and the anticipated decrease in customers tickets is derived by the implementation of a new self-service password reset capability with a targeted 5% reduction.

3: Technology Health

Definition and Purpose

Indicators for technology health measure the department’s ability to provide services via applications, web services, and access to systems. Measurement is derived through an automated monitoring system that tracks the availability and performance of enterprise class systems for the entire year.

Significance

These indicators show the availability of enterprise systems and mission critical applications in support of Marion County Strategic Goal #6: Provide efficient, effective, and responsive government through stewardship and accountability.

Data Units Fiscal Year

Total hours available to use Enterprise Systems / All potential hours per year = % uptime

FY 16-17 Actual	FY 17-18 Actual	FY 18-19 Actual	FY 19-20 Estimate	FY 20-21 Estimate
99.84%	99.87%	99.91%	99.76%	99.95%

MARION COUNTY FY 2020-21 BUDGET
BY DEPARTMENT
INFORMATION TECHNOLOGY

Explanation of Trends and Changes

These indicators provide information on the health and usage of our systems in terms of all county employee productivity utilizing production systems, with a goal of sustaining system availability of 99.5% or greater based on industry metrics for governmental entities. The 0.15% decrease estimated for FY 2019-20 is attributed to the end-to-end network replacement effort requiring planned outages to replace equipment. FY 2020-21 anticipate significant improvement given the resiliency and redundancy built into the new network.

MARION COUNTY FY 2020-21 BUDGET

BY DEPARTMENT

INFORMATION TECHNOLOGY

Resources by Fund Detail						
580 - Central Services	Actual FY 17-18	Actual FY 18-19	Budget FY 19-20	Proposed FY 20-21	Approved FY 20-21	Adopted FY 20-21
Charges for Services						
341620 User Fees	2,075	3,135	7,935	9,661	9,661	9,661
344250 Telephone Use Reimbursement	89,640	92,890	76,450	30,570	30,570	30,570
344999 Other Reimbursements	20	10	0	0	0	0
347101 Central Svcs to Other Agencies	313	0	0	0	0	0
Charges for Services Total	92,047	96,035	84,385	40,231	40,231	40,231
Admin Cost Recovery						
411400 Information Tech Allocation	6,310,118	7,603,773	9,836,315	9,899,842	9,899,842	9,899,842
411410 FIMS Allocation	2,570,933	2,722,549	1,733,011	1,520,198	1,520,198	1,520,198
Admin Cost Recovery Total	8,881,051	10,326,322	11,569,326	11,420,040	11,420,040	11,420,040
Other Revenues						
371000 Miscellaneous Income	7,063	0	0	0	0	0
Other Revenues Total	7,063	0	0	0	0	0
General Fund Transfers						
381100 Transfer from General Fund	22,100	0	28,800	0	0	0
General Fund Transfers Total	22,100	0	28,800	0	0	0
Central Services Total	9,002,261	10,422,357	11,682,511	11,460,271	11,460,271	11,460,271
Information Technology Grand Total	9,002,261	10,422,357	11,682,511	11,460,271	11,460,271	11,460,271

MARION COUNTY FY 2020-21 BUDGET

BY DEPARTMENT

INFORMATION TECHNOLOGY

Requirements by Fund Detail

580 - Central Services	Actual FY 17-18	Actual FY 18-19	Budget FY 19-20	Proposed FY 20-21	Approved FY 20-21	Adopted FY 20-21
Personnel Services						
Salaries and Wages						
511020 Salaries and Wages Budget Only	0	0	(491,894)	0	0	0
511110 Regular Wages	3,656,767	3,668,397	5,224,165	5,283,309	5,283,309	5,283,309
511120 Temporary Wages	18,731	10,980	0	0	0	0
511130 Vacation Pay	251,481	260,730	0	0	0	0
511140 Sick Pay	222,767	177,505	0	0	0	0
511150 Holiday Pay	198,820	197,970	0	0	0	0
511160 Comp Time Pay	3,429	3,343	(4,329)	0	0	0
511210 Compensation Credits	94,983	88,600	85,492	76,057	76,057	76,057
511220 Pager Pay	38,105	38,088	39,000	39,000	39,000	39,000
511240 Leave Payoff	47,488	39,294	0	0	0	0
511280 Cell Phone Pay	2,656	1,909	0	0	0	0
511290 Health Insurance Waiver Pay	5,014	4,814	4,800	4,800	4,800	4,800
511420 Premium Pay	21,914	25,372	14,470	15,176	15,176	15,176
Salaries and Wages Total	4,562,155	4,516,999	4,871,704	5,418,342	5,418,342	5,418,342
Fringe Benefits						
512010 Fringe Benefits Budget Only	0	0	(187,572)	5,616	5,616	5,616
512110 PERS	805,328	808,648	1,219,671	1,231,071	1,231,071	1,231,071
512120 401K	25,334	26,115	36,751	40,955	40,955	40,955
512130 PERS Debt Service	250,186	308,386	281,669	286,981	286,981	286,981
512200 FICA	340,694	337,738	403,090	406,572	406,572	406,572
512310 Medical Insurance	790,789	791,607	984,049	1,010,160	1,010,160	1,010,160
512320 Dental Insurance	73,738	71,955	97,825	84,906	84,906	84,906
512330 Group Term Life Insurance	7,927	7,937	9,840	9,942	9,942	9,942
512340 Long Term Disability Insurance	15,694	15,462	22,045	22,290	22,290	22,290
512400 Unemployment Insurance	14,580	13,568	19,684	16,102	16,102	16,102
512520 Workers Comp Insurance	1,334	1,200	1,905	1,909	1,909	1,909
512600 Wellness Program	2,115	2,053	2,520	2,520	2,520	2,520
512610 Employee Assistance Program	1,564	1,647	2,132	2,132	2,132	2,132
512700 County HSA Contributions	13,218	15,928	15,600	9,750	9,750	9,750
Fringe Benefits Total	2,342,500	2,402,243	2,909,209	3,130,906	3,130,906	3,130,906
Personnel Services Total	6,904,655	6,919,242	7,780,913	8,549,248	8,549,248	8,549,248
Materials and Services						
Supplies						
521010 Office Supplies	5,992	5,971	6,000	6,000	6,000	6,000
521070 Departmental Supplies	8,330	7,848	10,000	6,000	6,000	6,000
521210 Gasoline	1,294	1,556	1,150	750	750	750
Supplies Total	15,616	15,375	17,150	12,750	12,750	12,750

MARION COUNTY FY 2020-21 BUDGET

BY DEPARTMENT

INFORMATION TECHNOLOGY

580 - Central Services	Actual FY 17-18	Actual FY 18-19	Budget FY 19-20	Proposed FY 20-21	Approved FY 20-21	Adopted FY 20-21
Materials and Services						
Materials						
522110 Batteries	0	3,027	7,000	7,500	7,500	7,500
522140 Small Tools	138	0	0	0	0	0
522150 Small Office Equipment	4,881	6,768	16,943	4,500	4,500	4,500
522160 Small Departmental Equipment	5,747	1,081	0	0	0	0
522170 Computers Non Capital	125,279	482,517	319,082	339,951	339,951	339,951
522180 Software	23,236	63,174	66,624	21,640	21,640	21,640
Materials Total	159,281	556,567	409,649	373,591	373,591	373,591
Communications						
523010 Telephone Equipment	1,430	1,882	1,500	1,500	1,500	1,500
523015 Video Security Equipment	0	86,103	85,865	85,865	85,865	85,865
523020 Phone and Communication Svcs	150,647	137,598	156,000	163,581	163,581	163,581
523040 Data Connections	7,379	18,594	28,840	25,053	25,053	25,053
523050 Postage	27	15	100	100	100	100
523060 Cellular Phones	8,873	11,303	13,861	14,818	14,818	14,818
523090 Long Distance Charges	(265)	4,338	5,851	5,377	5,377	5,377
Communications Total	168,091	259,832	292,017	296,294	296,294	296,294
Utilities						
524010 Electricity	25,013	27,330	28,544	26,889	26,889	26,889
524020 City Operations and St Lights	21	19	22	19	19	19
524040 Natural Gas	1,803	1,843	2,093	1,537	1,537	1,537
524050 Water	572	500	512	712	712	712
524070 Sewer	1,203	1,191	1,204	1,516	1,516	1,516
524090 Garbage Disposal and Recycling	3,908	5,114	7,377	5,885	5,885	5,885
Utilities Total	32,521	35,997	39,752	36,558	36,558	36,558
Contracted Services						
525450 Subscription Services	78,141	56,078	193,180	141,079	141,079	141,079
525510 Legal Services	188	4,681	0	0	0	0
525710 Printing Services	46	23	50	50	50	50
525715 Advertising	915	2,030	1,000	1,000	1,000	1,000
525999 Other Contracted Services	58,552	633,454	805,420	128,730	128,730	128,730
Contracted Services Total	137,842	696,267	999,650	270,859	270,859	270,859
Repairs and Maintenance						
526011 Dept Equipment Maintenance	151	121	5,900	2,000	2,000	2,000
526020 Computer Hardware Maintenance	111,047	161,176	198,565	145,028	145,028	145,028
526021 Computer Software Maintenance	904,525	1,068,115	1,201,475	1,023,710	1,023,710	1,023,710
526022 Telephone Maintenance	8,444	58,700	52,375	53,208	53,208	53,208
526030 Building Maintenance	3,325	9,701	1,000	1,000	1,000	1,000

MARION COUNTY FY 2020-21 BUDGET

BY DEPARTMENT

INFORMATION TECHNOLOGY

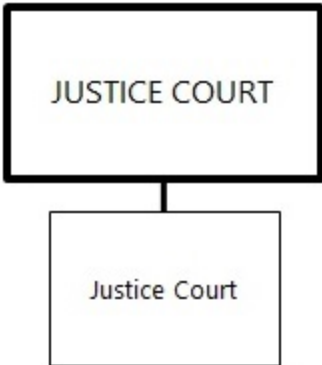
580 - Central Services	Actual FY 17-18	Actual FY 18-19	Budget FY 19-20	Proposed FY 20-21	Approved FY 20-21	Adopted FY 20-21
Materials and Services						
526040 Remodels and Site Improvements	0	1,255	0	0	0	0
Repairs and Maintenance Total	1,027,491	1,299,068	1,459,315	1,224,946	1,224,946	1,224,946
Rentals						
527110 Fleet Leases	10,668	8,280	11,484	6,060	6,060	6,060
527120 Motor Pool Mileage	1,546	1,313	2,400	2,400	2,400	2,400
527130 Parking	254	92	0	0	0	0
527140 County Parking	3,960	3,960	3,960	2,640	2,640	2,640
527200 Building Rental County	21,202	18,538	26,516	8,576	8,576	8,576
527240 Condo Assn Assessments	23,419	21,919	23,903	32,766	32,766	32,766
527300 Equipment Rental	9,489	9,375	11,300	8,500	8,500	8,500
Rentals Total	70,538	63,476	79,563	60,942	60,942	60,942
Miscellaneous						
529110 Mileage Reimbursement	546	555	1,200	981	981	981
529120 Commercial Travel	5,311	13,752	6,000	4,654	4,654	4,654
529130 Meals	1,130	3,183	2,600	1,513	1,513	1,513
529140 Lodging	7,634	19,149	15,822	14,872	14,872	14,872
529210 Meetings	304	154	300	300	300	300
529220 Conferences	596	9,025	4,000	3,895	3,895	3,895
529230 Training	46,993	73,070	45,500	40,061	40,061	40,061
529300 Dues and Memberships	809	275	175	175	175	175
Miscellaneous Total	63,323	119,162	75,597	66,451	66,451	66,451
Materials and Services Total	1,674,703	3,045,744	3,372,693	2,342,391	2,342,391	2,342,391
Administrative Charges						
611100 County Admin Allocation	80,875	91,600	109,186	100,949	100,949	100,949
611210 Facilities Mgt Allocation	79,112	79,892	92,634	103,218	103,218	103,218
611220 Custodial Allocation	56,454	55,597	65,842	76,749	76,749	76,749
611230 Courier Allocation	2,887	2,625	2,901	3,247	3,247	3,247
611250 Risk Management Allocation	11,122	10,481	13,179	14,215	14,215	14,215
611255 Benefits Allocation	16,746	18,047	18,991	0	0	0
611260 Human Resources Allocation	60,372	68,874	82,169	108,334	108,334	108,334
611300 Legal Services Allocation	9,605	11,311	14,327	15,962	15,962	15,962
611600 Finance Allocation	58,234	66,198	79,050	83,332	83,332	83,332
611800 MCBEE Allocation	1,996	2,046	5,826	16,226	16,226	16,226
614100 Liability Insurance Allocation	26,800	32,300	26,700	30,100	30,100	30,100
614200 WC Insurance Allocation	18,700	18,400	18,100	16,300	16,300	16,300
Administrative Charges Total	422,903	457,371	528,905	568,632	568,632	568,632
Central Services Total	9,002,261	10,422,357	11,682,511	11,460,271	11,460,271	11,460,271
Information Technology Grand Total	9,002,261	10,422,357	11,682,511	11,460,271	11,460,271	11,460,271

MARION COUNTY FY 2020-21 BUDGET

BY DEPARTMENT

JUSTICE COURT

JUSTICE COURT



MISSION STATEMENT

Providing a forum for the fair and impartial adjudication of court cases and traffic citations.

GOALS AND OBJECTIVES

Goal 1 Provide for impartial hearing of court cases in an efficient manner.

MARION COUNTY FY 2020-21 BUDGET

BY DEPARTMENT

JUSTICE COURT

DEPARTMENT OVERVIEW

The Justice Court hears minor traffic offenses, small civil claims (\$10,000 or less), county ordinance violations, fish and game violations and boating offenses.

The Court's staff is bilingual in English and Spanish to better meet the communication needs of Marion County's diverse population.

RESOURCE AND REQUIREMENT SUMMARY

Justice Court	FY 17-18 ACTUAL	FY 18-19 ACTUAL	FY 19-20 BUDGET	FY 20-21 ADOPTED	+/- %
RESOURCES					
General Fund Transfers	823,563	926,622	1,014,175	991,439	-2.2%
TOTAL RESOURCES	823,563	926,622	1,014,175	991,439	-2.2%
REQUIREMENTS					
Personnel Services					
Salaries and Wages	350,333	377,262	413,149	399,597	-3.3%
Fringe Benefits	234,529	243,640	285,191	282,501	-0.9%
Total Personnel Services	584,862	620,902	698,340	682,098	-2.3%
Materials and Services					
Supplies	6,098	6,510	6,650	6,760	1.7%
Materials	2,503	1,206	1,500	1,500	0.0%
Communications	4,378	4,335	4,204	4,804	14.3%
Utilities	8,792	9,418	10,200	10,200	0.0%
Contracted Services	17,619	23,024	28,355	27,455	-3.2%
Repairs and Maintenance	170	1,280	2,500	12,781	411.2%
Rentals	74,766	77,538	80,780	82,875	2.6%
Insurance	100	100	100	100	0.0%
Miscellaneous	5,686	3,947	7,685	8,125	5.7%
Total Materials and Services	120,112	127,357	141,974	154,600	8.9%
Administrative Charges	118,588	178,363	173,861	154,741	-11.0%
TOTAL REQUIREMENTS	823,563	926,622	1,014,175	991,439	-2.2%
FTE	8.00	8.00	8.00	7.00	-12.5%

MARION COUNTY FY 2020-21 BUDGET

BY DEPARTMENT

JUSTICE COURT

FUNDS

Fund Name	FY 17-18 ACTUAL	FY 18-19 ACTUAL	FY 19-20 BUDGET	FY 20-21 ADOPTED	% of Total
RESOURCES					
FND 100 General Fund	823,563	926,622	1,014,175	991,439	100.0%
TOTAL RESOURCES	823,563	926,622	1,014,175	991,439	100.0%
REQUIREMENTS					
FND 100 General Fund	823,563	926,622	1,014,175	991,439	100.0%
TOTAL REQUIREMENTS	823,563	926,622	1,014,175	991,439	100.0%

PROGRAMS

	FY 17-18 ACTUAL	FY 18-19 ACTUAL	FY 19-20 BUDGET	FY 20-21 ADOPTED	+/- %
RESOURCES					
Marion County Justice Court	823,563	926,622	1,014,175	991,439	-2.2%
TOTAL RESOURCES	823,563	926,622	1,014,175	991,439	-2.2%
REQUIREMENTS					
Marion County Justice Court	823,563	926,622	1,014,175	991,439	-2.2%
TOTAL REQUIREMENTS	823,563	926,622	1,014,175	991,439	-2.2%

MARION COUNTY FY 2020-21 BUDGET
BY DEPARTMENT
JUSTICE COURT

Marion County Justice Court Program

- Adjudicates claims and resolves traffic offenses, Oregon weight record and tax identifier violations and fish and wildlife violations.
- The court has juries to hear civil cases less than \$10,000.

Program Summary

Justice Court

Program: Marion County Justice Court

	FY 17-18 ACTUAL	FY 18-19 ACTUAL	FY 19-20 BUDGET	FY 20-21 ADOPTED	+/- %
RESOURCES					
General Fund Transfers	823,563	926,622	1,014,175	991,439	-2.2%
TOTAL RESOURCES	823,563	926,622	1,014,175	991,439	-2.2%
REQUIREMENTS					
Personnel Services	584,862	620,902	698,340	682,098	-2.3%
Materials and Services	120,112	127,357	141,974	154,600	8.9%
Administrative Charges	118,588	178,363	173,861	154,741	-11.0%
TOTAL REQUIREMENTS	823,563	926,622	1,014,175	991,439	-2.2%
FTE	8.00	8.00	8.00	7.00	-12.5%

FTE By Position Title By Program

Program: Marion County Justice Court	
Position Title	FTE
Justice of the Peace	1.00
Office Manager	1.00
Office Specialist 2	3.00
Office Specialist 2 (Bilingual)	1.00
Office Specialist 3 (Bilingual)	1.00
Program Marion County Justice Court FTE Total:	7.00

FTE Changes

The decrease of 1.00 FTE is due to an Office Specialist 2 deleted in the prior fiscal year.

Marion County Justice Court Program Budget Justification

REQUIREMENTS

Personnel Services has decreased due to reduction in staff. With the implementation of a paperless system and a reduction in caseload, staff was reduced to align with business needs.

Materials and Services has increased due to the annual increase in the building rental lease.

MARION COUNTY FY 2020-21 BUDGET
BY DEPARTMENT
JUSTICE COURT

KEY DEPARTMENT ACCOMPLISHMENTS

- The court is operating efficiently with all of the staff in one location.
- Spanish assistance is available to the public through two full-time bilingual clerks.
- The paperless system which was instituted July 1, 2016 is fully functioning for cases filed on or after that date. Staff is currently working on inputting cases prior to that date as time allows. Staff are also working on archiving and shredding older cases. The open cases are scanned and saved into the paperless system called Oregon Records Management Solution (ORMS).
- The number of staff has decreased by 1.00 FTE due to efficiencies from (ORMS) the paperless system and a lower case load.

MARION COUNTY FY 2020-21 BUDGET

BY DEPARTMENT

JUSTICE COURT

KEY INDICATORS

1: Volume of Citations Processed

Definition and Purpose

The number of citations processed is an indicator of the volume of work that the Justice Court produces during the calendar year.

Significance

Traffic enforcement reduces accidents and helps prevent fatalities, keeping our community safe. This indicator supports the Marion County strategic priority for Public Safety, Goal #1. Pursue a safe and secure community by protecting the people, property, and economy of Marion County.

Data Units Calendar Year

Marion County Justice Court

CY 2017 Actual	CY 2018 Actual	CY 2019 Actual	CY 2020 Estimate	CY 2021 Estimate
20,783	19,687	19,123	19,000	19,000

Explanation of Trends and Changes

The number of citations processed by the court has remained the same for the past three years. Estimates for future citations have been reduced due to vacancies in the Sheriff's Office which has a direct effect on deputies assigned to the Marion County Traffic Team.

The volume of citations processed by the court is a direct result of the volume generated by the Marion County Traffic Team with some influence by the Motor Carrier Enforcement Officers from the I-5 weighstation.

2: Amount of Fines Collected

Definition and Purpose

The amount of traffic fines collected is an indicator of the volume of work that the Justice Court produces during the calendar year.

Significance

Traffic enforcement reduces accidents and helps prevent fatalities, keeping our community safe. This indicator supports the Marion County strategic priority for Public Safety, Goal #1. Pursue a safe and secure community by protecting the people, property, and economy of Marion County.

Data Units Calendar Year

Marion County Justice Court

CY 2017 Actual	CY 2018 Actual	CY 2019 Actual	CY 2020 Estimate	CY 2021 Estimate
\$4,244,000	\$4,292,147	\$4,292,515	\$4,150,000	\$4,000,000

Explanation of Trends and Changes

Amount of fines collected has decreased due to vacancies in the Sheriff's Office which has a direct effect on deputies assigned to the Marion County Traffic Team

MARION COUNTY FY 2020-21 BUDGET

BY DEPARTMENT

JUSTICE COURT

Resources by Fund Detail						
100 - General Fund	Actual FY 17-18	Actual FY 18-19	Budget FY 19-20	Proposed FY 20-21	Approved FY 20-21	Adopted FY 20-21
General Fund Transfers						
381100 Transfer from General Fund	823,563	926,622	1,014,175	991,439	991,439	991,439
General Fund Transfers Total	823,563	926,622	1,014,175	991,439	991,439	991,439
General Fund Total	823,563	926,622	1,014,175	991,439	991,439	991,439
Justice Court Grand Total	823,563	926,622	1,014,175	991,439	991,439	991,439

MARION COUNTY FY 2020-21 BUDGET

BY DEPARTMENT

JUSTICE COURT

Requirements by Fund Detail

100 - General Fund	Actual FY 17-18	Actual FY 18-19	Budget FY 19-20	Proposed FY 20-21	Approved FY 20-21	Adopted FY 20-21
Personnel Services						
Salaries and Wages						
511110 Regular Wages	295,995	322,284	396,841	385,438	385,438	385,438
511130 Vacation Pay	14,966	13,888	0	0	0	0
511140 Sick Pay	11,346	12,251	0	0	0	0
511150 Holiday Pay	13,433	15,191	0	0	0	0
511160 Comp Time Pay	498	138	0	0	0	0
511180 Differential Pay	159	147	0	0	0	0
511210 Compensation Credits	10,262	10,588	10,908	11,159	11,159	11,159
511240 Leave Payoff	1,182	0	0	0	0	0
511270 Leadworker Pay	321	244	0	0	0	0
511280 Cell Phone Pay	181	181	0	0	0	0
511290 Health Insurance Waiver Pay	600	2,307	2,400	0	0	0
511420 Premium Pay	1,390	44	3,000	3,000	3,000	3,000
Salaries and Wages Total	350,333	377,262	413,149	399,597	399,597	399,597
Fringe Benefits						
512010 Fringe Benefits Budget Only	0	0	0	1,110	1,110	1,110
512110 PERS	68,794	68,585	94,129	91,019	91,019	91,019
512120 401K	8,839	9,054	9,167	9,366	9,366	9,366
512130 PERS Debt Service	15,645	18,722	21,738	21,217	21,217	21,217
512200 FICA	25,913	27,986	30,926	29,880	29,880	29,880
512310 Medical Insurance	102,293	105,944	113,232	115,920	115,920	115,920
512320 Dental Insurance	9,476	9,515	11,256	9,744	9,744	9,744
512330 Group Term Life Insurance	566	610	738	718	718	718
512340 Long Term Disability Insurance	1,235	1,371	1,655	1,609	1,609	1,609
512400 Unemployment Insurance	1,120	1,133	1,518	1,190	1,190	1,190
512520 Workers Comp Insurance	180	177	240	210	210	210
512600 Wellness Program	269	300	320	280	280	280
512610 Employee Assistance Program	199	242	272	238	238	238
Fringe Benefits Total	234,529	243,640	285,191	282,501	282,501	282,501
Personnel Services Total	584,862	620,902	698,340	682,098	682,098	682,098
Materials and Services						
Supplies						
521010 Office Supplies	5,223	6,489	6,000	6,000	6,000	6,000
521190 Publications	875	21	650	760	760	760
Supplies Total	6,098	6,510	6,650	6,760	6,760	6,760
Materials						
522060 Sign Materials	0	35	0	0	0	0
522150 Small Office Equipment	2,503	1,170	1,500	1,500	1,500	1,500
Materials Total	2,503	1,206	1,500	1,500	1,500	1,500

MARION COUNTY FY 2020-21 BUDGET

BY DEPARTMENT

JUSTICE COURT

100 - General Fund	Actual FY 17-18	Actual FY 18-19	Budget FY 19-20	Proposed FY 20-21	Approved FY 20-21	Adopted FY 20-21
Materials and Services						
Communications						
523020 Phone and Communication Svcs	207	267	200	200	200	200
523040 Data Connections	2,098	2,154	2,110	2,110	2,110	2,110
523050 Postage	1,400	1,240	1,200	1,800	1,800	1,800
523060 Cellular Phones	622	623	624	624	624	624
523090 Long Distance Charges	52	51	70	70	70	70
Communications Total	4,378	4,335	4,204	4,804	4,804	4,804
Utilities						
524010 Electricity	6,089	6,433	6,600	6,600	6,600	6,600
524040 Natural Gas	2,096	2,408	3,000	3,000	3,000	3,000
524090 Garbage Disposal and Recycling	608	577	600	600	600	600
Utilities Total	8,792	9,418	10,200	10,200	10,200	10,200
Contracted Services						
525350 Janitorial Services	4,344	4,972	5,425	5,425	5,425	5,425
525360 Public Works Services	0	231	0	0	0	0
525540 Witnesses	0	0	95	95	95	95
525555 Security Services	505	4,955	7,620	7,620	7,620	7,620
525710 Printing Services	452	0	500	500	500	500
525735 Mail Services	1,400	1,217	1,000	400	400	400
525740 Document Disposal Services	764	750	1,000	700	700	700
525770 Interpreters and Translators	6,083	6,086	6,500	6,500	6,500	6,500
525999 Other Contracted Services	4,072	4,813	6,215	6,215	6,215	6,215
Contracted Services Total	17,619	23,024	28,355	27,455	27,455	27,455
Repairs and Maintenance						
526011 Dept Equipment Maintenance	0	225	1,500	1,500	1,500	1,500
526021 Computer Software Maintenance	0	0	0	10,281	10,281	10,281
526030 Building Maintenance	170	1,055	1,000	1,000	1,000	1,000
Repairs and Maintenance Total	170	1,280	2,500	12,781	12,781	12,781
Rentals						
527120 Motor Pool Mileage	97	0	500	250	250	250
527210 Building Rental Private	73,885	75,992	78,280	80,625	80,625	80,625
527300 Equipment Rental	784	1,546	2,000	2,000	2,000	2,000
Rentals Total	74,766	77,538	80,780	82,875	82,875	82,875
Insurance						
528210 Public Official Bonds	100	100	100	100	100	100
Insurance Total	100	100	100	100	100	100
Miscellaneous						
529110 Mileage Reimbursement	1,065	918	700	1,070	1,070	1,070
529130 Meals	273	63	400	400	400	400
529140 Lodging	1,946	448	3,000	3,000	3,000	3,000

MARION COUNTY FY 2020-21 BUDGET

BY DEPARTMENT

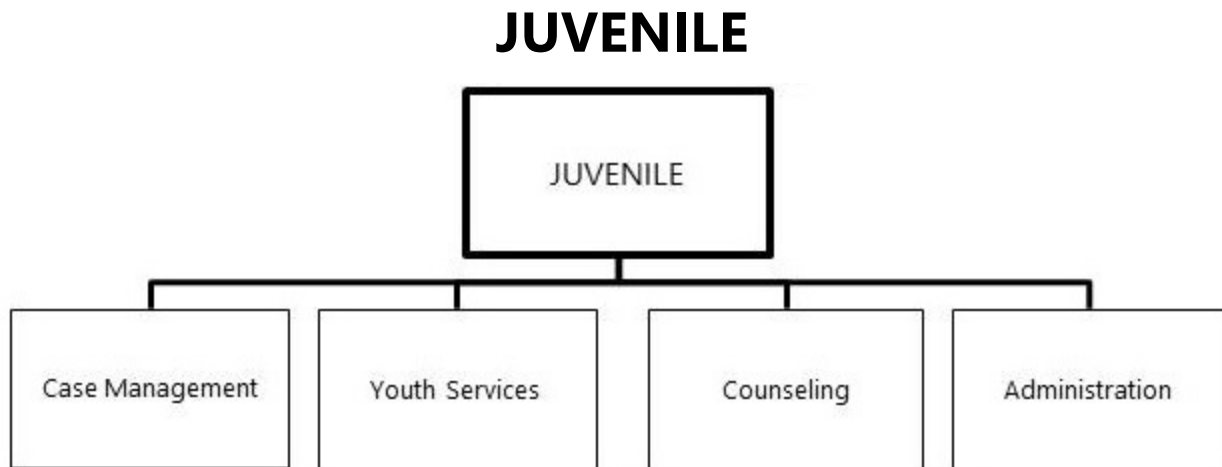
JUSTICE COURT

100 - General Fund	Actual FY 17-18	Actual FY 18-19	Budget FY 19-20	Proposed FY 20-21	Approved FY 20-21	Adopted FY 20-21
Materials and Services						
529210 Meetings	0	60	200	200	200	200
529220 Conferences	1,300	1,237	2,000	2,000	2,000	2,000
529230 Training	20	100	60	60	60	60
529300 Dues and Memberships	1,002	1,082	1,325	1,375	1,375	1,375
529650 Pre Employment Costs	80	40	0	0	0	0
529860 Permits	0	0	0	20	20	20
Miscellaneous Total	5,686	3,947	7,685	8,125	8,125	8,125
Materials and Services Total	120,112	127,357	141,974	154,600	154,600	154,600
Administrative Charges						
611100 County Admin Allocation	9,195	9,873	11,297	10,395	10,395	10,395
611230 Courier Allocation	398	350	379	419	419	419
611250 Risk Management Allocation	1,002	889	1,089	1,195	1,195	1,195
611255 Benefits Allocation	2,310	2,406	2,484	0	0	0
611260 Human Resources Allocation	8,327	9,183	10,748	13,979	13,979	13,979
611300 Legal Services Allocation	2,062	1,404	2,133	1,732	1,732	1,732
611400 Information Tech Allocation	25,840	32,309	31,134	25,007	25,007	25,007
611410 FIMS Allocation	10,215	10,486	9,779	8,943	8,943	8,943
611420 Telecommunications Allocation	5,978	5,385	5,917	5,338	5,338	5,338
611430 Info Tech Direct Charges	27,589	77,351	70,147	59,246	59,246	59,246
611600 Finance Allocation	19,121	20,315	21,906	19,181	19,181	19,181
611800 MCBEE Allocation	174	166	440	1,223	1,223	1,223
612100 IT Equipment Use Charges	2,277	3,946	2,708	4,183	4,183	4,183
614100 Liability Insurance Allocation	2,400	2,700	2,200	2,500	2,500	2,500
614200 WC Insurance Allocation	1,700	1,600	1,500	1,400	1,400	1,400
Administrative Charges Total	118,588	178,363	173,861	154,741	154,741	154,741
General Fund Total	823,563	926,622	1,014,175	991,439	991,439	991,439
Justice Court Grand Total	823,563	926,622	1,014,175	991,439	991,439	991,439

MARION COUNTY FY 2020-21 BUDGET

BY DEPARTMENT

JUVENILE



MISSION STATEMENT

Improve public safety by working with parents, guardians, youth and the community, to provide youth accountability, and opportunities for positive change.

GOALS AND OBJECTIVES

- Goal 1 Gather, analyze, and provide data to inform and drive policy and practice in order to achieve safe communities and positive youth outcomes.
- Objective 1 Continue to increase the use of the Juvenile Justice Information System (JJIS) in an effort to streamline work processes, improve data collection and reporting, as well as, reducing the utilization of other technology systems that require increased resources and costs.
 - Objective 2 Work with Information Technology to implement a sustainable program to replace the CRIS system and the identified needs for the Juvenile Department that are not met by JJIS.
 - Objective 3 Implement the use of Logic Models and Evaluations for all Department programs to improve activities that produce desired outcomes that can impact the key indicators for continued youth risk and recidivism.
- Goal 2 Implement data-driven, trauma-informed programs for youth and create an environment that is culturally aware and supports gender equality.
- Objective 1 Engage with Trauma Informed Oregon to review programs and develop an implementation strategy to move the Juvenile Department to become trauma informed in its policy, practice and setting, in an effort to reduce unintended impacts on youth.
 - Objective 2 The Research, Data and Evaluation Unit will continue to provide evaluative services to all Juvenile Department programs to develop appropriate interventions focused on desired program-specific outcomes and impact on criminogenic risk reduction and a positive behavior change in youth.
 - Objective 3 Continue to ensure fidelity through direct reviews of groups, practices, and programs. If fidelity is in question, ensure that resources are available to correct and effectively implement changes to meet fidelity standards.
 - Objective 4 Engage the entire Juvenile Department in the Outward Mindset training to help create a culture that communicates with the same concept language and focuses on how to support each other, despite the different roles of individual programs.

MARION COUNTY FY 2020-21 BUDGET

BY DEPARTMENT

JUVENILE

- Goal 3 Create a purposeful strategy that facilitates, challenges, and supports positive changes in the lives of the youth referred to the Juvenile Department and to equip them with the skills to engage in pro-social activities, emotionally regulate, problem solve, and make positive decisions.
- Objective 1 Continue to encourage the department mindset that focuses on intervention and services for every youth. That will address the goals, objectives, and actions within the youth's case plan, and is consistently reinforced by every program, intervention, and service, allowing the youth to practice and build competencies.
 - Objective 2 Continue to engage in the Contingency Management research project with Oregon Social Learning Center to increase resources which address significant substance abuse and dual diagnosis issue. Train and certify the remaining probation officers in the CM curriculum in order to triple the amount of youth we will be able to serve.
 - Objective 3 Identify resources to support youth in their transition from Juvenile Department programs back to home that not only helps them prior to transition, but provides additional resources to raise their likelihood of success upon returning home.
- Goal 4 Ensure equitable access and fair treatment of all youth.
- Objective 1 Continue to develop strategies and support local and department programs that will help to reduce disproportionality of diverse populations.
 - Objective 2 Prioritize partnerships with community and government agencies to ensure that youth with significant mental health issues or developmental disabilities are staffed and targeted for appropriate interventions and placements.
 - Objective 3 Continue to ensure that bilingual services and staff are available to assist youth and families to find resources that will help to deter them from entering further into the Juvenile Justice system.
- Goal 5 Increase the supervision levels of high risk youth through the use of technology.
- Objective 1 Utilize electronic monitoring systems in order to decrease the use of Detention, maintain verification of travels and adding a layer of protection for the victim.
 - Objective 2 Increase communication with youth and parents through text messaging in order to address concerns in a timely manner, decreasing any delay in action.
 - Objective 3 Diversify and expand contacts with youth through cell phones, to include performance feedback, appointment reminders and case planning. Inject probation into their daily activities and prompt improved decision-making.
- Goal 6 Enhance and increase opportunities for youth participation in job training and skill based programming that is both practical and marketable in Marion County.
- Objective 1 Continue to develop, implement and adapt to new technology based job training in the carpentry and metal fabrication programs offered through Alternative Programs (AP).
 - Objective 2 Fully implement a Culinary job training program that focuses on not only the basics, but marketable job skills in the food service industry.
 - Objective 3 Evaluate the feasibility and cost of a new building that could house the current Alternative Programs and culinary program in a safe, modern facility that promotes skill development.
- Goal 7 Ensure operational efficiencies.
- Objective 1 Continue refining systems to provide review, evaluation, and accountability for resource allocations and expenditures.
 - Objective 2 Continue policy and procedure development and oversight of accountability of purchasing, property management, and loss control practices.

MARION COUNTY FY 2020-21 BUDGET

BY DEPARTMENT

JUVENILE

Objective 3 Implement performance measures with set standards for staff that are directly Title IV-E involved to maximize collection of reimbursement funds and to evaluate opportunities to increase revenue, which produces program resource opportunities.

MARION COUNTY FY 2020-21 BUDGET

BY DEPARTMENT

JUVENILE

DEPARTMENT OVERVIEW

Most juveniles are referred to the Juvenile Department by police officers throughout the county; however, youth nine to thirteen can be referred by nonprofits, schools, and parents to the department's voluntary Juvenile Crime Prevention Family Support Program.

Juveniles are referred for crimes or violations through a police report or physically brought by police to Detention for more serious crimes. The Juvenile Department implements evidence-based, promising practices, and effective interventions to address youth behaviors, reduce risk factors, and build protective factors. Our goal is to not only hold juveniles accountable for their actions but to also help redirect them towards positive outcomes by providing skill based programs and treatments that elicit attitude and behavior changes that promote public safety and youth success. A juvenile might appear before a judge, undergo informal processing at the department, or enter into a community diversion program such as peer courts. Once a judge orders probation, juveniles are supervised in the community by Juvenile Probation Officers. Timely payment of restitution to victims is a critical component of accountability and a strong value of the department.

MARION COUNTY FY 2020-21 BUDGET

BY DEPARTMENT

JUVENILE

RESOURCE AND REQUIREMENT SUMMARY

Juvenile	FY 17-18 ACTUAL	FY 18-19 ACTUAL	FY 19-20 BUDGET	FY 20-21 ADOPTED	+/- %
RESOURCES					
Intergovernmental Federal	329,190	410,492	270,400	245,360	-9.3%
Intergovernmental State	1,091,237	1,181,188	1,184,308	1,282,208	8.3%
Charges for Services	965,605	741,353	750,940	798,530	6.3%
Interest	5,654	6,048	0	5,931	n.a.
Other Revenues	4,260	8,898	4,000	7,400	85.0%
General Fund Transfers	11,092,660	11,747,222	13,102,169	13,501,571	3.0%
Other Fund Transfers	151,505	174,796	168,154	170,700	1.5%
Net Working Capital	1,001,382	968,164	881,095	814,633	-7.5%
TOTAL RESOURCES	14,641,493	15,238,160	16,361,066	16,826,333	2.8%
REQUIREMENTS					
Personnel Services					
Salaries and Wages	6,843,645	6,966,444	7,625,104	7,843,996	2.9%
Fringe Benefits	3,879,037	4,010,703	4,617,249	4,781,168	3.6%
Total Personnel Services	10,722,681	10,977,147	12,242,353	12,625,164	3.1%
Materials and Services					
Supplies	153,049	157,492	153,451	158,510	3.3%
Materials	144,728	215,659	196,364	150,929	-23.1%
Communications	20,420	31,518	47,159	49,839	5.7%
Utilities	194,108	198,307	200,126	190,705	-4.7%
Contracted Services	477,356	587,731	615,245	581,632	-5.5%
Repairs and Maintenance	75,754	70,985	83,557	71,173	-14.8%
Rentals	88,593	90,771	87,908	86,414	-1.7%
Insurance	2,370	7,386	3,084	3,760	21.9%
Miscellaneous	180,885	161,089	171,852	179,156	4.3%
Total Materials and Services	1,337,264	1,520,939	1,558,746	1,472,118	-5.6%
Administrative Charges	1,520,723	1,755,975	1,883,590	2,022,012	7.3%
Capital Outlay	0	80,930	9,010	0	-100.0%
Transfers Out	92,660	22,075	0	0	n.a.
Contingency	0	0	337,521	332,476	-1.5%
Ending Fund Balance	0	0	329,846	374,563	13.6%
TOTAL REQUIREMENTS	13,673,328	14,357,065	16,361,066	16,826,333	2.8%
FTE	107.60	108.21	108.34	108.34	0.0%

MARION COUNTY FY 2020-21 BUDGET

BY DEPARTMENT

JUVENILE

FUNDS

Fund Name	FY 17-18 ACTUAL	FY 18-19 ACTUAL	FY 19-20 BUDGET	FY 20-21 ADOPTED	% of Total
RESOURCES					
FND 100 General Fund	10,109,123	11,666,227	13,102,169	13,501,571	80.2%
FND 125 Juvenile Grants	4,532,370	3,571,933	3,258,897	3,324,762	19.8%
TOTAL RESOURCES	14,641,493	15,238,160	16,361,066	16,826,333	100.0%
REQUIREMENTS					
FND 100 General Fund	10,109,123	11,666,227	13,102,169	13,501,571	80.2%
FND 125 Juvenile Grants	3,564,206	2,690,838	3,258,897	3,324,762	19.8%
TOTAL REQUIREMENTS	13,673,328	14,357,065	16,361,066	16,826,333	100.0%

PROGRAMS

	FY 17-18 ACTUAL	FY 18-19 ACTUAL	FY 19-20 BUDGET	FY 20-21 ADOPTED	+/- %
RESOURCES					
Juvenile Case Management	5,064,554	4,948,397	4,556,041	4,623,175	1.5%
Juvenile Youth Services	7,372,058	7,787,069	8,350,490	8,740,970	4.7%
Juvenile Counseling	604,310	745,875	1,413,567	1,322,839	-6.4%
JU Administration	1,600,570	1,756,820	2,040,968	2,139,349	4.8%
TOTAL RESOURCES	14,641,493	15,238,160	16,361,066	16,826,333	2.8%
REQUIREMENTS					
Juvenile Case Management	4,240,933	4,222,031	4,556,041	4,623,175	1.5%
Juvenile Youth Services	7,253,284	7,659,946	8,350,490	8,740,970	4.7%
Juvenile Counseling	604,310	745,875	1,413,567	1,322,839	-6.4%
JU Administration	1,574,802	1,729,213	2,040,968	2,139,349	4.8%
TOTAL REQUIREMENTS	13,673,328	14,357,065	16,361,066	16,826,333	2.8%

MARION COUNTY FY 2020-21 BUDGET

BY DEPARTMENT

JUVENILE

Juvenile Case Management Program

- Juvenile Crime Prevention Family Support Program provides a voluntary early intervention service for youth nine to thirteen within the context of working with the youth and their families. Youth are referred by school personnel, law enforcement, social service agencies, or self referred by families. The program works to support the family system and relationships to prevent or minimize involvement in the juvenile justice system.
- Families are supported in family function and relationships, holding youth accountable, providing appropriate structure, limit setting, consequences and rewards, and assistance in accessing treatment resources for family counseling, substance abuse, and mental health issues, as necessary.
- Police referrals alleging law violation or criminal offenses are assessed by Juvenile Probation Officers using a validated risk assessment to determine the level of intervention, supervision, and support required to reduce risk factors and enhance positive attitudes, values, beliefs, and behaviors. A case plan is developed with the youth and family to create a road map of goals and actions within the risk domains of substance abuse, family functioning, education, negative peer associations, and attitudes, values, and beliefs.
- Probation Officers hold youth accountable, support victim rights, and enforce payment of restitution. Behavior change is facilitated through the use of evidence-based, promising practices, or effective interventions that develop skills and personal responsibility while considering trauma experiences and adolescent development.
- The basis of probation in Marion County is the use of Effective Practices in Community Supervision (EPICS) which challenges attitudes, values, and beliefs and facilitates problem solving, decision making, and emotional regulation.
- Education Advocates engage youth in the Juvenile Department's Education Program by advocating for appropriate education accommodations, providing support, skill building, and services for credit recovery; thereby improving attendance, behavior, grades, and overall educational success.

Program Summary

Juvenile

Program: Juvenile Case Management

	FY 17-18 ACTUAL	FY 18-19 ACTUAL	FY 19-20 BUDGET	FY 20-21 ADOPTED	+/- %
RESOURCES					
Intergovernmental Federal	183,940	140,607	0	0	n.a.
Intergovernmental State	221,651	243,874	242,119	283,360	17.0%
Charges for Services	39,142	35,952	38,200	38,800	1.6%
Other Revenues	0	4,275	0	3,400	n.a.
General Fund Transfers	3,714,425	3,722,732	4,129,057	4,208,589	1.9%
Other Fund Transfers	30,841	(22,665)	88,159	68,094	-22.8%
Net Working Capital	874,554	823,621	58,506	20,932	-64.2%
TOTAL RESOURCES	5,064,554	4,948,397	4,556,041	4,623,175	1.5%
REQUIREMENTS					
Personnel Services	3,534,810	3,472,167	3,827,146	3,874,842	1.2%
Materials and Services	104,516	189,932	128,192	125,504	-2.1%
Administrative Charges	508,946	559,932	576,443	622,829	8.0%
Transfers Out	92,660	0	0	0	n.a.
Contingency	0	0	24,260	0	-100.0%
TOTAL REQUIREMENTS	4,240,933	4,222,031	4,556,041	4,623,175	1.5%
FTE	33.82	33.82	33.32	33.32	0.0%

MARION COUNTY FY 2020-21 BUDGET
BY DEPARTMENT
JUVENILE

FTE By Position Title By Program

Program: Juvenile Case Management	
Position Title	FTE
Education Services Advocate	2.00
Education Services Advocate (Bilingual)	2.00
Family Support Specialist	1.00
Family Support Specialist (Bilingual)	1.00
Juvenile Probation Case Aide (Bilingual)	1.00
Juvenile Probation Officer	13.00
Juvenile Probation Officer (Bilingual)	9.00
Juvenile Program Supervisor	2.10
Office Specialist 2	1.22
Office Specialist 2 (Bilingual)	1.00
Program Juvenile Case Management FTE Total:	33.32

- In addition to the above there are 0.50 FTE temporary positions.

Juvenile Case Management Program Budget Justification

RESOURCES

There is an increase in Intergovernmental State resources. This is from the Oregon Department of Education, Youth Development Division Juvenile Crime Prevention biennium contract. There was a monetary increase in the agreement.

The decrease in Other Fund Transfers is from a decrease in Criminal Justice Assessment revenue that is needed to fund positions in Probation and Family Support Program. The positions in the Family Support Program are funded with the increase in Intergovernmental State revenue.

Net Working Capital is from the Chemewa Indian School Contract and Juvenile Probation Fees carryover.

REQUIREMENTS

The increase in Personnel Services is due to normal step increases, cost of living adjustments, and related fringe benefit increases.

The decrease in Materials and Services is due to one-time furniture and supplies for the Juvenile Services Building added in FY 2019-20. The decrease is partially offset by an increase in Contingency Management Funds, which are allocated by the Oregon Social Learning Center to be used in conjunction with the curriculum delivered with this research project.

MARION COUNTY FY 2020-21 BUDGET

BY DEPARTMENT

JUVENILE

Juvenile Youth Services Program

- The thirty-two bed detention facility provides secure custody for youth accused of acts which, if committed by adults, would constitute a crime. Youth who can be detained are pre-adjudicated and pose a public safety risk, are at risk to not appear for court appearances, are charged with a Measure 11 offense, or youth post adjudication serving a sanction for violation of a condition of court-ordered probation supervision.
- Detention provides a structured environment that emphasizes personal responsibility through modeling, teaching, and providing opportunities to practice skills for effective communication, problem solving, emotional regulation, and decision making.
- Guaranteed Attendance Program (GAP) is a ninety-day voluntary residential shelter care program that serves as an alternative to Detention, diversion from placement in a youth correctional or residential treatment facility, and temporary out-of-home placement while appropriate placements are considered.
- GAP utilizes and teaches youth the Dialectical Behavioral Therapy (DBT) model of behavior change and Case Managers teach these same skills to their parents.
- Alternative Programs is an extensive work program providing an opportunity for youth to earn and timely pay restitution owed to victims, complete community service obligations, and gain employment and trade skill competencies.
- Through partnerships with the community, supervised work crews fulfill contracts with city, state, and county agencies. In addition, on campus, metal and wood goods are manufactured and sold in the Fresh Start Market, a coffee, soup, and sandwich business operated by youth learning customer service, barista skills, food preparation, and cash handling.

Program Summary

Juvenile

Program: Juvenile Youth Services

	FY 17-18 ACTUAL	FY 18-19 ACTUAL	FY 19-20 BUDGET	FY 20-21 ADOPTED	+/- %
RESOURCES					
Intergovernmental Federal	87,350	76,776	0	0	n.a.
Intergovernmental State	869,586	937,314	942,189	998,848	6.0%
Charges for Services	926,413	705,401	712,740	759,730	6.6%
Other Revenues	291	97	0	0	n.a.
General Fund Transfers	5,263,876	5,870,275	6,488,444	6,702,713	3.3%
Other Fund Transfers	120,793	78,431	79,995	102,606	28.3%
Net Working Capital	103,749	118,775	127,122	177,073	39.3%
TOTAL RESOURCES	7,372,058	7,787,069	8,350,490	8,740,970	4.7%
REQUIREMENTS					
Personnel Services	5,770,735	5,913,039	6,414,631	6,632,026	3.4%
Materials and Services	739,186	747,326	839,689	795,634	-5.2%
Administrative Charges	743,362	918,651	985,721	1,047,822	6.3%
Capital Outlay	0	80,930	9,010	0	-100.0%
Contingency	0	0	101,439	265,488	161.7%
TOTAL REQUIREMENTS	7,253,283	7,659,946	8,350,490	8,740,970	4.7%
FTE	58.60	58.21	58.21	58.21	0.0%

FTE By Position Title By Program

Program: Juvenile Youth Services	
Position Title	FTE
Alternative Program Worker 2	6.49

MARION COUNTY FY 2020-21 BUDGET
BY DEPARTMENT
JUVENILE

Program: Juvenile Youth Services	
Position Title	FTE
Alternative Program Worker 2 (Bilingual)	1.00
Alternative Program Worker 3	6.00
Assistant Juvenile Supervisor	3.00
GAP Case Manager	1.00
GAP Case Manager (Bilingual)	1.00
Group Worker 2	20.25
Group Worker 2 (Bilingual)	5.00
Group Worker 2 (Job Share)	1.00
Group Worker 2 (MSR)	5.00
Group Worker 2 (MSR) (Bilingual)	1.00
Juvenile Detention Supervisor	1.00
Juvenile Program Supervisor	2.00
Office Specialist 2 (Bilingual)	2.00
Office Specialist 3	2.00
Program Van Driver	0.47
Program Juvenile Youth Services FTE Total:	58.21

- In addition to the above there are 9.50 FTE temporary positions.

Juvenile Youth Services Program Budget Justification

RESOURCES

The increase in Intergovernmental State funds is from the Juvenile Crime Prevention Basic and Diversion agreement with Oregon Youth Authority that supports the Guaranteed Attendance Program (GAP). FY 2020-21 is the second year of the biennial allocation, which has a higher allocation than the first year.

Charges for Services increased from an increase in Behavioral Rehabilitation Services (BRS) Medicaid fees and Fresh Start Market revenue. The average daily population (ADP) rate increased for BRS, therefore the revenue increased.

The increase in Other Fund Transfers is from the increase in the amount received through Criminal Justice Assessments.

There is an increase in Net Working Capital. This includes an increase in Fresh Start Market and Behavioral Rehabilitation Services Net Working Capital and a decrease in Criminal Justice Assessment Net Working Capital.

REQUIREMENTS

The increase in Personnel Services is due to normal step increases, cost of living adjustments, and related fringe benefit increases.

The decrease in Materials and Services is primarily because of one-time purchases of bunk beds for the Guaranteed Attendance Program, and remodeling the Fresh Start Market, both completed in FY 2019-20.

MARION COUNTY FY 2020-21 BUDGET

BY DEPARTMENT

JUVENILE

Juvenile Counseling Program

- Counselors provide mental health and suicide/self harm screening for all youth in Detention.
- Provide counseling and mental health crisis services for youth in Detention and consultation with staff and Probation Officers to create interventions and programming to enhance well-being and safety.
- Provide coordination with community agencies providing mental health support and services to assist Probation Officers to develop placements and supports for youth with significant mental health needs.
- Provide individual, group, and family counseling for probation clients in the community who are unable to access community based treatment, as workload allows.

Program Summary

Juvenile	Program: Juvenile Counseling				
	FY 17-18 ACTUAL	FY 18-19 ACTUAL	FY 19-20 BUDGET	FY 20-21 ADOPTED	+/- %
RESOURCES					
Intergovernmental Federal	57,899	193,108	270,400	245,360	-9.3%
General Fund Transfers	546,411	433,737	559,061	582,667	4.2%
Other Fund Transfers	0	119,030	0	0	n.a.
Net Working Capital	0	0	584,106	494,812	-15.3%
TOTAL RESOURCES	604,310	745,875	1,413,567	1,322,839	-6.4%
REQUIREMENTS					
Personnel Services	473,959	501,624	668,645	697,575	4.3%
Materials and Services	42,415	128,384	118,105	91,415	-22.6%
Administrative Charges	87,936	96,094	96,386	109,466	13.6%
Transfers Out	0	19,773	0	0	n.a.
Contingency	0	0	200,585	49,820	-75.2%
Ending Fund Balance	0	0	329,846	374,563	13.6%
TOTAL REQUIREMENTS	604,310	745,875	1,413,567	1,322,839	-6.4%
FTE	6.19	6.19	6.19	6.19	0.0%

FTE By Position Title By Program

Program: Juvenile Counseling	
Position Title	FTE
Family Intervention Therapist	1.00
Family Intervention Therapist (Bilingual)	1.00
Juvenile Program Supervisor	0.90
Mental Health Spec 2	3.00
Office Specialist 2	0.29
Program Juvenile Counseling FTE Total:	6.19

Juvenile Counseling Program Budget Justification

RESOURCES

The decrease in Intergovernmental Federal resources is from Title IV-E Reimbursement. The Family First and Prevention Services Act (FFPSA) regulations go in to effect July 1, 2020 and these new regulations state that we can only claim the first 14 days for eligible youth's stay in Guaranteed Attendance Program (GAP). These resources are used to fund the Equip program.

MARION COUNTY FY 2020-21 BUDGET

BY DEPARTMENT

JUVENILE

There is an increase in General Fund Transfers. See explanation below under Personnel Services.

There is a decrease in Title IV-E Networking Capital, see explanation under Federal resources.

REQUIREMENTS

The increase in Personnel Services is due to normal step increases, cost of living adjustments, and related fringe benefit increases.

There is a decrease in Materials and Services, notably in contracted services. This was caused by completion of a contract with Social Finance. Social Finance tracked the outcomes and data of the Equip program and assisted in service modifications to increase success.

There is a decrease in Contingency and an increase in Ending Fund Balance in the Title IV-E program. Contingency is budgeted for unforeseen expenditures and is within 10% of total operating expenses.

MARION COUNTY FY 2020-21 BUDGET

BY DEPARTMENT

JUVENILE

JU Administration Program

- Establish department vision, goals and objectives, provide leadership, and facilitate training and accountability for effective delivery of services that reduce juvenile risk factors and increase strengths, assets, and skill development for positive youth outcomes.
- Collect and analyze data for evaluation of service delivery, to make policy decisions, and for program and intervention changes to achieve desired outcomes.
- Responsibly manage and account for the department fiscal revenue and expenditures.
- Receive, process, and maintain records in compliance with Oregon Revised Statutes.
- Provide reception and clerical support to customers and all department staff.

Program Summary

Juvenile	Program: JU Administration				
	FY 17-18 ACTUAL	FY 18-19 ACTUAL	FY 19-20 BUDGET	FY 20-21 ADOPTED	+/- %
RESOURCES					
Charges for Services	50	0	0	0	n.a.
Interest	5,654	6,048	0	5,931	n.a.
Other Revenues	3,969	4,526	4,000	4,000	0.0%
General Fund Transfers	1,567,947	1,720,478	1,925,607	2,007,602	4.3%
Other Fund Transfers	(129)	0	0	0	n.a.
Net Working Capital	23,080	25,768	111,361	121,816	9.4%
TOTAL RESOURCES	1,600,570	1,756,819	2,040,968	2,139,349	4.8%
REQUIREMENTS					
Personnel Services	943,177	1,090,316	1,331,931	1,420,721	6.7%
Materials and Services	451,146	455,296	472,760	459,565	-2.8%
Administrative Charges	180,479	181,298	225,040	241,895	7.5%
Transfers Out	0	2,302	0	0	n.a.
Contingency	0	0	11,237	17,168	52.8%
TOTAL REQUIREMENTS	1,574,802	1,729,212	2,040,968	2,139,349	4.8%
FTE	9.00	10.00	10.63	10.63	0.0%

FTE By Position Title By Program

Program: JU Administration	
Position Title	FTE
Accounting Specialist	1.00
Administrative Services Manager	1.00
Asst Director of Juvenile Department	1.00
Contracts Specialist	1.00
Juvenile Dept Director	1.00
Juvenile Program Supervisor	1.00
Management Analyst 2	1.63
Office Manager	1.00
Records Specialist	2.00
Program JU Administration FTE Total:	10.63

MARION COUNTY FY 2020-21 BUDGET
BY DEPARTMENT
JUVENILE

- In addition to the above there is 0.90 FTE temp position that is also budgeted.

JU Administration Program Budget Justification

RESOURCES

There is an increase in General Fund Transfers primarily from increases in Personnel Services.

The increase in Net Working Capital is largely from Title IV-E revenue that assists in funding the Research Data Evaluation program.

REQUIREMENTS

The increase in Personnel Services is due to normal step increases, cost of living adjustments, and related fringe benefit increases.

Contingency increase is from the Interest earned and will be used for unforeseen circumstances.

MARION COUNTY FY 2020-21 BUDGET

BY DEPARTMENT

JUVENILE

KEY DEPARTMENT ACCOMPLISHMENTS

- The new Juvenile Services Building was completed and staff officially moved in January 2020.
- In the Alternatives Program, we introduced an after school FUEL program, to create more opportunities for youth to learn skills and work on community service and restitution.
- The Department has gone almost entirely paperless by moving all hard files to Laserfische. This has helped to create efficiencies with access to documentation and created a greener environment.
- Partnered with Juvenile Justice Information System (JJIS) Business Analysts to begin the process of documenting GAP Behavioral Rehabilitation Services (BRS) services in JJIS in order to input data for program service and evaluation, as well as to minimize the multiple user programs to document and store similar information.
- Paired the newly built saw mill with a kiln dryer to make a solid workable process to bring wood from logs to product while enhancing youth ability to learn positive and marketable job skills.
- The Research Data Evaluation (RDE) unit began not only researching, but evaluating services within the Juvenile Department with a long term focus of creating efficiencies in practice and outcomes.
- Increased the use of technology to help reduce detention stays and increase staff to youth contact, including family engagement.

MARION COUNTY FY 2020-21 BUDGET

BY DEPARTMENT

JUVENILE

KEY INDICATORS

1: Juvenile Referral Data

Definition and Purpose

Law enforcement refer youth to the department by a police report. Each police report may contain allegations that a youth was involved in one or more crimes. A youth may be referred to the department in more than one police report over time. Unduplicated youth count is the number of individual youth referred. Referral count is how many police reports were received. Total allegations are the number of crimes contained in all of the police reports received.

Law enforcement can refer youth for felony and misdemeanor crimes and violations as defined in Oregon Statute, violation of local ordinances, or for status offenses such as runaway and beyond parental control.

Significance

Referral data provides the context for practice, resources, and policy decisions. It provides information on how many youth are referred and at what frequency.

This indicator supports Marion County Strategic Goal #1: Pursue a safe and secure community by protecting the people, property, and economy of Marion County. Increased capacity in programs and services that help keep youth out of trouble will also be needed as well as a continuum of services for juvenile offenders that offer the chance of rehabilitation and keep these youth out of the corrections system. Communities also need to encourage and promote healthy lifestyles and provide healthy, drug-free alternatives, and affordable activities for residents of all ages through increasing public education and awareness.

Data Units Calendar Year

Oregon utilizes the statewide Juvenile Justice Information System (JJIS) as the database for juvenile justice information.

Total Allegations:

CY 2017 Actual	CY 2018 Actual	CY 2019 Actual	CY 2020 Estimate	CY 2021 Estimate
2904	2592	2794	2512	2379

Referral Count:

CY 2017 Actual	CY 2018 Actual	CY 2019 Actual	CY 2020 Estimate	CY 2021 Estimate
1907	1763	1920	1717	1638

Unduplicated Youth Count:

CY 2017 Actual	CY 2018 Actual	CY 2019 Actual	CY 2020 Estimate	CY 2021 Estimate
1181	1122	1195	1075	1022

Youth Supervised by Juvenile Department: 0 Diversion/Informal Sanctions

CY 2017 Actual	CY 2018 Actual	CY 2019 Actual	CY 2020 Estimate	CY 2021 Estimate
449	403	454	373	343

Youth Supervised by Juvenile Department: Formal Accountability Agreement

CY 2017 Actual	CY 2018 Actual	CY 2019 Actual	CY 2020 Estimate	CY 2021 Estimate
275	283	281	266	252

MARION COUNTY FY 2020-21 BUDGET

BY DEPARTMENT

JUVENILE

Youth Supervised by Juvenile Department: Probation

CY 2016 Actual	CY 2017 Actual	CY 2018 Actual	CY 2019 Estimate	CY 2020 Estimate
534	514	569	566	586

Explanation of Trends and Changes

Referrals for juvenile criminal activity reached its national low in 2018, which was also reflected in Marion County. However, the number of referrals in 2019 has increased. This is still trending downward, but at a slower rate. Although referrals are decreasing in trend, the number of youth supervised by the Juvenile Department has decreased but not reflected the same dramatic reduction. This year we are even seeing an increase in diversion/informal sanctions and while the number of youth supervised by probation has decreased, this is an area that is still showing an upward trend.

Allegations are still trending down, but at a slower rate. The number of allegations has increased from 2018. Although referrals, unduplicated youth and diversion/informal sanctions are still trending down, the 2018 actual numbers were higher than estimated and higher than the numbers from 2018. This suggests the downward trend is slowing in these areas. Formal Accountability Agreements decreased from last year and are still trending down from 2015. Probation orders have decreased from last year and are estimated to start trending upward in 2020.

The Juvenile department is increasing the use of the Juvenile Crime Prevention Assessment to utilize this data to further refine appropriate services for youth in the juvenile justice system. The Juvenile Crime Prevention quick screen has been utilized in our diversion and intake areas and we will continue to screen more youth to identify the most appropriate route through the juvenile justice system to reach the department long term outcome of reduction in recidivism. The quick screen, which was created by NPC Research, is based on the Juvenile Crime Prevention Assessment and is meant to screen youth who will be diverted to the appropriate resources without doing a full assessment.

2: Recidivism

Definition and Purpose

As a measure of public safety, recidivism is defined as a new criminal referral within twelve months. A criminal referral is a law enforcement report to a juvenile department alleging one or more felonies or misdemeanors.

Significance

The Juvenile Department assesses the public safety risk of referred youth, and then targets programs, services, and interventions to reduce criminogenic risk factors. The desired outcome is a reduction in criminal activity and increase in public safety. This is the most significant outcome measure of the Juvenile Department.

This indicator supports Marion County Strategic Goal #1: Pursue a safe and secure community by protecting the people, property, and economy of Marion County.

Data Units Calendar Year

Oregon utilizes the statewide Juvenile Justice Information System (JJIS) as the database for juvenile justice information. The Oregon Youth Authority publishes reports from the database including Juvenile Recidivism All Juvenile Offenders By County. The following data is Marion County recidivism data by youth.

Number of juveniles:

CY 2016 Actual	CY 2017 Actual	CY 2018 Actual	CY 2019 Actual	CY 2020 Estimate
842	821	842	758 - Estimate	704

MARION COUNTY FY 2020-21 BUDGET
BY DEPARTMENT
JUVENILE

No subsequent referrals:

CY 2016 Actual	CY 2017 Actual	CY 2018 Actual	CY 2019 Actual	CY 2020 Estimate
637 - 76%	571 - 69%	560 - 66.5%	533 - 70%	493 - 70%

Subsequent referrals:

CY 2016 Actual	CY 2017 Actual	CY 2018 Actual	CY 2019 Actual	CY 2020 Estimate
205 - 24%	250 - 31%	282 - 33.5%	225 - 30%	212 - 30%

Number of Juveniles ended probation:

CY 2016 Actual	CY 2017 Actual	CY 2018 Actual	CY 2019 Actual	CY 2020 Estimate
246	185	175	194	182

Juveniles ended probation no subsequent referrals:

CY 2016 Actual	CY 2017 Actual	CY 2018 Actual	CY 2019 Actual	CY 2020 Estimate
219 - 89%	166 - 90%	175 - 90.2%	175 - 90% Estimate	182 - 90%

Juveniles ended probation subsequent referrals:

CY 2016 Actual	CY 2017 Actual	CY 2018 Actual	CY 2019 Actual	CY 2020 Estimate
27 - 11%	19 - 10%	19 - 9.2%	19 - 10% Estimate	20 - 10%

Explanation of Trends and Changes

Marion County Juvenile Department is evolving our program and services in line with promising and proven practices for effective intervention to decrease offending patterns. The Juvenile Department starts this practice by diverting violations and low risk youth that could be negatively influenced through the juvenile justice system. Although the 2018 recidivism rate increased, the area of probation recidivism decreased from 10% to 9.2% for youth who completed probation in 2018. Integrated, individually-focused services with department programs, community providers, schools all appear to contribute to this low rate. Identifying and screening for appropriate department programs or community services will be key in working to reduce this rate.

Recidivism data are tracked through the Juvenile Justice Information System (JJIS). This is a statewide electronic database administered by the state of Oregon through the Oregon Youth Authority. Due to the limitations of tracking recidivism into adulthood, recidivism for ages 17 and over cannot be calculated. Therefore, the number of juveniles in the recidivism section is not comparable to the unduplicated youth count. Due to the nature of measuring recidivism, reports will always be a year behind as a full year of data is needed to capture accurate information. Recidivism is measured by the youth's first qualifying, criminal or misdemeanor, referral for the year; recidivism is not measured by the first qualifying referral as a juvenile.

3: Chronic Offender Recidivism

Definition and Purpose

Local, state, and national recidivism findings show that a smaller group of juvenile offenders commit a significant portion of crime. This group is referred to as "chronic offenders." The chronic offenders have three or more subsequent referrals.

Significance

Because chronic offenders have the highest rate of criminal activity, they have the greatest victim and community impact. Reducing the percent of chronic offenders, even by a small amount, significantly reduces crime in the community, victim impacts, and system costs.

MARION COUNTY FY 2020-21 BUDGET

BY DEPARTMENT

JUVENILE

This indicator supports Marion County Strategic Goal #1: Pursue a safe and secure community by protecting the people, property, and economy of Marion County.

Data Units Calendar Year

Oregon utilizes the statewide Juvenile Justice Information System (JJIS) as the database for juvenile justice information. The Oregon Youth Authority issues reports from the database including Juvenile Recidivism All Juvenile Offenders By County, which includes chronic offender data.

Juveniles:

CY 2016 Actual	CY 2017 Actual	CY 2018 Actual	CY 2019 Actual	CY 2020 Estimate
842	821	842	777 Estimate	738

Chronic:

CY 2016 Actual	CY 2017 Actual	CY 2018 Actual	CY 2019 Actual	CY 2020 Estimate
45 - 5%	50 - 6%	93 - 11%	47 - 6% Estimate	47 - 6.4%

Explanation of Trends and Changes

Marion County Juvenile Department is evolving our programs and services to be in line with promising and proven practices to prioritize and target effective intervention towards our highest risk youth and chronic offenders. The department has fully implemented a family based intervention service, EQUIP, to target high risk youth at risk of escalation to Oregon Youth Authority in an attempt to address chronic recidivism issues and prevent removal from the community. The department is working on ways to maximize department programming, and EQUIP, that will benefit the youth in department programs.

4: Restitution Payments to Crime Victims

Definition and Purpose

Juveniles are required to compensate crime victims for the harm they have caused through monetary reimbursement of damage and loss. This accountability to victims is part of the court-ordered supervision process, and part of Formal Accountability Agreements for youth who agree to comply with specific conditions without the formal court process.

Significance

Oregon law requires the Juvenile Department to work with youth to pay court ordered restitution to victims in a timely manner. Payment of restitution holds the youth accountable for the harm they have caused and is of a high value to crime victims. This is a significant measure for victim satisfaction. Victims should expect and receive timely monetary compensation for harm caused to them or their property.

This indicator supports Marion County Strategic Goal #1: Pursue a safe and secure community by protecting the people, property, and economy of Marion County.

Data Units Calendar Year

Oregon utilizes the statewide Juvenile Justice Information System (JJIS) as the database for juvenile justice information. The Oregon Youth Authority issues reports from the database including restitution conditions fulfilled. In addition, the Juvenile Department utilizes Oregon eCourt Case Information (OEI) the State Court database, and our own internal tracking of restitution paid through the Alternatives Programs. Measuring both the amount of restitution paid through the department Alternatives Programs is important, as well as the amount of restitution ordered and the amount paid.

Number of Youth:

CY 2017 Actual	CY 2018 Actual	CY 2019 Actual	CY 2020 Estimate	CY 2021 Estimate
69	66	52	71	70

MARION COUNTY FY 2020-21 BUDGET

BY DEPARTMENT

JUVENILE

Dollars owed:

CY 2017 Actual	CY 2018 Actual	CY 2019 Actual	CY 2020 Estimate	CY 2021 Estimate
\$62,006	\$57,768	\$45,221	\$64,724	\$67,181

Dollars paid:

CY 2017 Actual	CY 2018 Actual	CY 2019 Actual	CY 2020 Estimate	CY 2021 Estimate
\$50,526	\$54,988	\$39,280	\$51,488	\$53,026

Percentage:

CY 2017 Actual	CY 2018 Actual	CY 2019 Actual	CY 2020 Estimate	CY 2021 Estimate
81.5%	95%	87%	80%	79%

Money judgment:

CY 2017 Actual	CY 2018 Actual	CY 2019 Actual	CY 2020 Estimate	CY 2021 Estimate
\$11,480	\$243	\$5,941	\$13,080	\$13,974

Percentage:

CY 2017 Actual	CY 2018 Actual	CY 2019 Actual	CY 2020 Estimate	CY 2021 Estimate
18.5%	4%	13%	20%	21%

Number of youth closed with outstanding restitution:

CY 2017 Actual	CY 2018 Actual	CY 2019 Actual	CY 2020 Estimate	CY 2021 Estimate
5	5	3	6	6

Percentage of youth who paid full restitution:

CY 2017 Actual	CY 2018 Actual	CY 2019 Actual	CY 2020 Estimate	CY 2021 Estimate
93%	92%	94%	92%	91%

Amount of restitution earned and paid to victims through the Alternative Programs (includes amounts from previous years, if youth is earning restitution from the previous year):

CY 2017 Actual	CY 2018 Actual	CY 2019 Actual	CY 2020 Estimate	CY 2021 Estimate
\$50,171	\$52,730	\$52,901	\$51,934	\$52,522

Explanation of Trends and Changes

Money judgment for closed restitution conditions in the calendar year identified is at 13%. There were only three youth that were closed with an outstanding balance in this category. This means that only \$5,941 was left unpaid at the time of case closure between the three youth.

Please note that all of the above fields are based on closed restitution conditions in the calendar year identified except Alternative Programs. The Juvenile Department tracks many restitution payments to victims made by youth participating in paid Alternative Programs activities in the calendar year. Therefore, this number cannot be compared to dollars paid for closed restitution conditions. In the area of closed restitution conditions, this reported number is only for restitution conditions that are under \$10,000. This is due to the infrequency of closed restitution amounts that are over \$10,000.

MARION COUNTY FY 2020-21 BUDGET

BY DEPARTMENT

JUVENILE

Resources by Fund Detail						
100 - General Fund	Actual FY 17-18	Actual FY 18-19	Budget FY 19-20	Proposed FY 20-21	Approved FY 20-21	Adopted FY 20-21
General Fund Transfers						
381100 Transfer from General Fund	10,109,123	11,666,227	13,102,169	13,501,571	13,501,571	13,501,571
General Fund Transfers Total	10,109,123	11,666,227	13,102,169	13,501,571	13,501,571	13,501,571
General Fund Total	10,109,123	11,666,227	13,102,169	13,501,571	13,501,571	13,501,571
125 - Juvenile Grants						
Intergovernmental Federal						
331222 Oregon Housing Community Svcs	3,935	0	0	0	0	0
331224 USDA Child Nutrition Cluster	83,415	76,776	0	0	0	0
331234 DHS Title IV E Reimbursement	241,839	294,456	270,400	245,360	245,360	245,360
331301 BIA Chemawa School Contract	0	39,260	0	0	0	0
Intergovernmental Federal Total	329,190	410,492	270,400	245,360	245,360	245,360
Intergovernmental State						
332084 Oregon Youth Authority	0	964,106	977,398	1,033,848	1,033,848	1,033,848
332089 Oregon Department of Education	0	217,082	206,910	248,360	248,360	248,360
332990 Other State Revenues	1,091,237	0	0	0	0	0
Intergovernmental State Total	1,091,237	1,181,188	1,184,308	1,282,208	1,282,208	1,282,208
Charges for Services						
341240 Food Service Fees	6,668	5,883	5,400	5,400	5,400	5,400
341370 Medicaid Fees	502,286	481,644	502,340	534,330	534,330	534,330
341700 Victim Assistance Fees	1,836	4,395	2,200	3,800	3,800	3,800
341701 Children Assistance Fees	0	8,654	11,500	10,000	10,000	10,000
341710 Juvenile Probation Fees	30,476	16,814	18,500	17,000	17,000	17,000
341711 Juvenile Probation Fees FAA	6,404	6,089	6,000	8,000	8,000	8,000
341712 Juvenile Probation Fees MIP	475	0	0	0	0	0
341840 Work Crew Fees	121,799	0	0	0	0	0
341950 Retail Sales	209,947	217,873	205,000	220,000	220,000	220,000
341955 Wood and Compost Sales	55,027	0	0	0	0	0
341999 Other Fees	30,687	0	0	0	0	0
Charges for Services Total	965,605	741,353	750,940	798,530	798,530	798,530
Interest						
361000 Investment Earnings	5,654	6,048	0	5,931	5,931	5,931
Interest Total	5,654	6,048	0	5,931	5,931	5,931
Other Revenues						
371000 Miscellaneous Income	203	4,277	0	3,400	3,400	3,400
372000 Over and Short	88	95	0	0	0	0
373100 Special Program Donations	3,969	4,526	4,000	4,000	4,000	4,000
Other Revenues Total	4,260	8,898	4,000	7,400	7,400	7,400

MARION COUNTY FY 2020-21 BUDGET

BY DEPARTMENT

JUVENILE

125 - Juvenile Grants	Actual FY 17-18	Actual FY 18-19	Budget FY 19-20	Proposed FY 20-21	Approved FY 20-21	Adopted FY 20-21
General Fund Transfers						
381100 Transfer from General Fund	983,537	80,995	0	0	0	0
General Fund Transfers Total	983,537	80,995	0	0	0	0
Other Fund Transfers						
381185 Transfer from Criminal Justice	151,505	174,796	168,154	170,700	170,700	170,700
Other Fund Transfers Total	151,505	174,796	168,154	170,700	170,700	170,700
Net Working Capital						
392000 Net Working Capital Unrestr	1,001,382	968,164	881,095	814,633	814,633	814,633
Net Working Capital Total	1,001,382	968,164	881,095	814,633	814,633	814,633
Juvenile Grants Total	4,532,370	3,571,933	3,258,897	3,324,762	3,324,762	3,324,762
Juvenile Grand Total	14,641,493	15,238,160	16,361,066	16,826,333	16,826,333	16,826,333

MARION COUNTY FY 2020-21 BUDGET

BY DEPARTMENT

JUVENILE

Requirements by Fund Detail

100 - General Fund	Actual FY 17-18	Actual FY 18-19	Budget FY 19-20	Proposed FY 20-21	Approved FY 20-21	Adopted FY 20-21
Personnel Services						
Salaries and Wages						
511110 Regular Wages	3,840,133	4,257,557	5,712,937	5,849,692	5,849,692	5,849,692
511120 Temporary Wages	261,478	486,945	409,251	431,863	431,863	431,863
511130 Vacation Pay	278,240	310,217	0	0	0	0
511140 Sick Pay	164,327	175,228	0	0	0	0
511150 Holiday Pay	224,194	266,730	0	0	0	0
511160 Comp Time Pay	86,146	91,432	73,949	73,955	73,955	73,955
511180 Differential Pay	7,355	7,738	10,344	10,344	10,344	10,344
511210 Compensation Credits	119,143	113,544	115,273	105,918	105,918	105,918
511240 Leave Payoff	59,896	29,476	0	0	0	0
511280 Cell Phone Pay	2,849	2,964	3,250	2,860	2,860	2,860
511290 Health Insurance Waiver Pay	12,128	12,035	12,000	16,800	16,800	16,800
511420 Premium Pay	44,823	53,970	73,950	73,955	73,955	73,955
511450 Premium Pay Temps	2,359	3,018	0	0	0	0
Salaries and Wages Total	5,103,072	5,810,854	6,410,954	6,565,387	6,565,387	6,565,387
Fringe Benefits						
512010 Fringe Benefits Budget Only	0	0	79,041	54,727	54,727	54,727
512110 PERS	921,868	1,036,170	1,340,321	1,469,786	1,469,786	1,469,786
512120 401K	32,941	35,262	39,073	41,234	41,234	41,234
512130 PERS Debt Service	270,210	381,465	309,529	342,629	342,629	342,629
512200 FICA	384,755	438,777	476,465	487,965	487,965	487,965
512310 Medical Insurance	1,066,938	1,208,023	1,352,133	1,351,585	1,351,585	1,351,585
512320 Dental Insurance	99,438	108,854	134,317	113,693	113,693	113,693
512330 Group Term Life Insurance	8,115	9,110	10,492	10,763	10,763	10,763
512340 Long Term Disability Insurance	16,618	18,528	23,528	24,117	24,117	24,117
512400 Unemployment Insurance	16,357	17,501	21,608	17,921	17,921	17,921
512520 Workers Comp Insurance	2,045	2,172	3,047	3,047	3,047	3,047
512600 Wellness Program	2,927	3,184	3,523	3,523	3,523	3,523
512610 Employee Assistance Program	2,164	2,559	2,994	2,994	2,994	2,994
512700 County HSA Contributions	11,050	9,860	9,100	15,600	15,600	15,600
Fringe Benefits Total	2,835,425	3,271,465	3,805,171	3,939,584	3,939,584	3,939,584
Personnel Services Total	7,938,497	9,082,319	10,216,125	10,504,971	10,504,971	10,504,971
Materials and Services						
Supplies						
521010 Office Supplies	11,775	12,848	12,750	12,750	12,750	12,750
521030 Field Supplies	24,183	18,254	13,900	17,900	17,900	17,900
521040 Institutional Supplies	24,247	20,825	18,150	18,600	18,600	18,600
521050 Janitorial Supplies	6,948	7,745	7,530	7,530	7,530	7,530
521070 Departmental Supplies	11,126	11,344	6,110	7,925	7,925	7,925

MARION COUNTY FY 2020-21 BUDGET

BY DEPARTMENT

JUVENILE

100 - General Fund	Actual FY 17-18	Actual FY 18-19	Budget FY 19-20	Proposed FY 20-21	Approved FY 20-21	Adopted FY 20-21
Materials and Services						
521080 Food Supplies	2,326	1,572	39,870	40,000	40,000	40,000
521090 Uniforms and Clothing	1,553	3,664	3,000	3,000	3,000	3,000
521100 Medical Supplies	4,665	5,027	7,320	5,820	5,820	5,820
521110 First Aid Supplies	771	1,034	920	995	995	995
521170 Educational Supplies	451	0	1,000	500	500	500
521190 Publications	641	180	885	885	885	885
521210 Gasoline	18,328	16,896	19,400	19,400	19,400	19,400
521220 Diesel	7,944	8,773	10,000	9,000	9,000	9,000
521230 Propane	114	114	130	130	130	130
521240 Automotive Supplies	2,867	1,360	1,500	1,500	1,500	1,500
521300 Safety Clothing	1,836	2,217	1,800	2,000	2,000	2,000
521310 Safety Equipment	246	2,077	1,200	1,200	1,200	1,200
Supplies Total	120,023	113,930	145,465	149,135	149,135	149,135
Materials						
522020 Crushed Rock	1,250	809	500	500	500	500
522080 Building Materials	1,028	1,603	1,000	1,000	1,000	1,000
522100 Parts	9,062	10,216	10,000	10,000	10,000	10,000
522110 Batteries	461	0	0	0	0	0
522120 Tires and Accessories	19	3,196	1,000	1,500	1,500	1,500
522140 Small Tools	3,816	4,944	3,000	3,500	3,500	3,500
522150 Small Office Equipment	4,190	10,656	4,700	4,700	4,700	4,700
522160 Small Departmental Equipment	31,953	18,196	48,202	19,700	19,700	19,700
522170 Computers Non Capital	0	48,142	9,441	5,000	5,000	5,000
522180 Software	778	15,045	3,992	3,000	3,000	3,000
522500 Materials for Resale	0	1,444	3,000	500	500	500
Materials Total	52,557	114,252	84,835	49,400	49,400	49,400
Communications						
523010 Telephone Equipment	148	613	490	490	490	490
523020 Phone and Communication Svcs	479	649	550	550	550	550
523040 Data Connections	480	1,948	14,400	15,360	15,360	15,360
523050 Postage	36	25	35	35	35	35
523060 Cellular Phones	12,693	21,664	24,392	24,992	24,992	24,992
523090 Long Distance Charges	2,206	923	2,262	1,792	1,792	1,792
523100 Radios and Accessories	127	222	400	400	400	400
Communications Total	16,170	26,044	42,529	43,619	43,619	43,619
Utilities						
524010 Electricity	115,085	119,494	120,292	112,410	112,410	112,410
524020 City Operations and St Lights	2,360	2,586	2,619	2,446	2,446	2,446
524040 Natural Gas	31,490	32,561	34,095	25,635	25,635	25,635
524050 Water	3,330	3,027	3,112	6,242	6,242	6,242
524070 Sewer	11,999	11,931	12,687	17,849	17,849	17,849

MARION COUNTY FY 2020-21 BUDGET

BY DEPARTMENT

JUVENILE

100 - General Fund	Actual FY 17-18	Actual FY 18-19	Budget FY 19-20	Proposed FY 20-21	Approved FY 20-21	Adopted FY 20-21
Materials and Services						
524090 Garbage Disposal and Recycling	17,357	17,755	14,321	13,123	13,123	13,123
Utilities Total	181,621	187,354	187,126	177,705	177,705	177,705
Contracted Services						
525110 Consulting Services	17,952	22,080	25,000	25,000	25,000	25,000
525155 Credit Card Fees	26	0	0	0	0	0
525210 Medical Services	229,281	240,898	262,120	262,120	262,120	262,120
525235 Laboratory Services	8,222	3,245	6,000	2,000	2,000	2,000
525320 Food Services	50	0	143,000	143,000	143,000	143,000
525330 Transportation Services	3,180	1,887	2,600	1,800	1,800	1,800
525345 Youth Stipends	0	39,778	36,000	36,000	36,000	36,000
525350 Janitorial Services	275	483	450	450	450	450
525430 Programming and Data Services	0	10,494	0	0	0	0
525440 Client Assistance	780	1,477	300	800	800	800
525450 Subscription Services	2,022	4,541	4,615	6,387	6,387	6,387
525515 Polygraph Services	220	5	0	0	0	0
525550 Court Services	40	40	0	0	0	0
525555 Security Services	1,780	2,180	1,792	1,830	1,830	1,830
525710 Printing Services	905	1,329	975	940	940	940
525715 Advertising	340	0	0	0	0	0
525735 Mail Services	3,615	3,555	3,700	3,700	3,700	3,700
525740 Document Disposal Services	4,787	4,212	5,508	4,800	4,800	4,800
525770 Interpreters and Translators	45	90	600	750	750	750
525870 Hazardous Waste Disposal	124	175	150	175	175	175
525999 Other Contracted Services	14,662	8,568	18,762	19,300	19,300	19,300
Contracted Services Total	288,305	345,036	511,572	509,052	509,052	509,052
Repairs and Maintenance						
526010 Office Equipment Maintenance	101	20	0	0	0	0
526011 Dept Equipment Maintenance	9,136	2,415	3,700	3,700	3,700	3,700
526012 Vehicle Maintenance	15,896	20,256	12,000	12,000	12,000	12,000
526014 Radio Maintenance	0	146	300	300	300	300
526020 Computer Hardware Maintenance	0	49	0	0	0	0
526021 Computer Software Maintenance	645	1,458	4,721	10,643	10,643	10,643
526030 Building Maintenance	43,725	42,489	44,336	39,130	39,130	39,130
526040 Remodels and Site Improvements	947	0	3,000	3,000	3,000	3,000
526050 Grounds Maintenance	4,167	117	500	500	500	500
Repairs and Maintenance Total	74,618	66,950	68,557	69,273	69,273	69,273

MARION COUNTY FY 2020-21 BUDGET

BY DEPARTMENT

JUVENILE

100 - General Fund	Actual FY 17-18	Actual FY 18-19	Budget FY 19-20	Proposed FY 20-21	Approved FY 20-21	Adopted FY 20-21
Materials and Services						
Rentals						
527100 Vehicle Rental	0	954	500	500	500	500
527110 Fleet Leases	64,644	63,444	54,816	57,268	57,268	57,268
527120 Motor Pool Mileage	4,010	4,784	3,100	3,800	3,800	3,800
527130 Parking	53	84	100	100	100	100
527140 County Parking	660	660	660	660	660	660
527300 Equipment Rental	19,124	17,700	21,324	20,958	20,958	20,958
Rentals Total	88,491	87,626	80,500	83,286	83,286	83,286
Insurance						
528110 Liability Insurance Premiums	1,256	3,135	2,524	3,200	3,200	3,200
528140 Malpractice Insurance Premiums	0	2,399	0	0	0	0
528220 Notary Bonds	804	352	560	560	560	560
528410 Liability Claims	311	0	0	0	0	0
528415 Auto Claims	0	1,500	0	0	0	0
Insurance Total	2,370	7,386	3,084	3,760	3,760	3,760
Miscellaneous						
529120 Commercial Travel	0	0	400	400	400	400
529130 Meals	461	1,481	1,750	1,750	1,750	1,750
529140 Lodging	3,162	4,703	3,500	3,500	3,500	3,500
529210 Meetings	1,435	2,177	2,100	2,300	2,300	2,300
529220 Conferences	0	2,450	1,000	1,000	1,000	1,000
529230 Training	40,652	21,453	23,200	23,200	23,200	23,200
529300 Dues and Memberships	8,829	8,173	7,572	8,200	8,200	8,200
529640 Victim Restitution	0	49,602	60,000	60,000	60,000	60,000
529650 Pre Employment Costs	19,870	22,869	25,000	25,000	25,000	25,000
529840 Professional Licenses	150	0	150	150	150	150
529850 Device Licenses	0	0	900	750	750	750
529860 Permits	1,047	413	300	400	400	400
529999 Miscellaneous Expense	10,399	0	0	0	0	0
Miscellaneous Total	86,004	113,321	125,872	126,650	126,650	126,650
Materials and Services Total	910,159	1,061,900	1,249,540	1,211,880	1,211,880	1,211,880
Administrative Charges						
611100 County Admin Allocation	100,314	122,596	142,429	131,196	131,196	131,196
611210 Facilities Mgt Allocation	293,214	295,008	342,186	362,650	362,650	362,650
611220 Custodial Allocation	95,529	94,079	110,824	132,998	132,998	132,998
611230 Courier Allocation	4,103	4,156	4,558	5,022	5,022	5,022
611250 Risk Management Allocation	28,110	24,724	29,563	37,682	37,682	37,682
611255 Benefits Allocation	23,797	28,578	29,837	0	0	0
611260 Human Resources Allocation	85,791	109,063	129,097	167,569	167,569	167,569
611300 Legal Services Allocation	31,422	27,853	23,086	16,379	16,379	16,379
611400 Information Tech Allocation	175,003	238,955	254,520	312,902	312,902	312,902
611410 FIMS Allocation	120,234	138,317	131,853	121,103	121,103	121,103

MARION COUNTY FY 2020-21 BUDGET

BY DEPARTMENT

JUVENILE

100 - General Fund	Actual FY 17-18	Actual FY 18-19	Budget FY 19-20	Proposed FY 20-21	Approved FY 20-21	Adopted FY 20-21
Administrative Charges						
611420 Telecommunications Allocation	25,652	33,710	36,232	31,107	31,107	31,107
611430 Info Tech Direct Charges	29,031	129,910	148,473	139,588	139,588	139,588
611600 Finance Allocation	115,860	120,681	126,077	143,615	143,615	143,615
611800 MCBEE Allocation	2,039	2,190	5,941	16,566	16,566	16,566
612100 IT Equipment Use Charges	15,367	32,588	21,328	43,343	43,343	43,343
614100 Liability Insurance Allocation	44,000	52,100	49,500	45,800	45,800	45,800
614200 WC Insurance Allocation	71,000	67,500	51,000	77,200	77,200	77,200
Administrative Charges Total	1,260,466	1,522,008	1,636,504	1,784,720	1,784,720	1,784,720
General Fund Total	10,109,123	11,666,227	13,102,169	13,501,571	13,501,571	13,501,571
125 - Juvenile Grants						
Personnel Services						
Salaries and Wages						
511110 Regular Wages	1,258,901	901,837	1,163,602	1,224,788	1,224,788	1,224,788
511120 Temporary Wages	132,649	0	0	0	0	0
511130 Vacation Pay	98,098	71,300	0	0	0	0
511140 Sick Pay	66,341	55,630	0	0	0	0
511150 Holiday Pay	86,083	58,180	0	0	0	0
511160 Comp Time Pay	24,871	18,579	11,291	12,726	12,726	12,726
511180 Differential Pay	6,118	5,820	4,834	4,834	4,834	4,834
511210 Compensation Credits	35,218	22,357	22,697	23,457	23,457	23,457
511240 Leave Payoff	9,689	1,186	0	0	0	0
511410 Straight Pay	0	0	434	78	78	78
511420 Premium Pay	22,222	20,701	11,292	12,726	12,726	12,726
511450 Premium Pay Temps	382	0	0	0	0	0
Salaries and Wages Total	1,740,573	1,155,590	1,214,150	1,278,609	1,278,609	1,278,609
Fringe Benefits						
512010 Fringe Benefits Budget Only	0	0	11,206	9,419	9,419	9,419
512110 PERS	305,598	216,648	272,257	286,473	286,473	286,473
512130 PERS Debt Service	103,473	76,760	62,873	66,782	66,782	66,782
512200 FICA	129,986	86,613	90,286	95,116	95,116	95,116
512310 Medical Insurance	443,825	316,762	327,051	335,939	335,939	335,939
512320 Dental Insurance	41,042	28,404	32,459	28,291	28,291	28,291
512330 Group Term Life Insurance	2,842	2,005	2,124	2,237	2,237	2,237
512340 Long Term Disability Insurance	5,872	4,144	4,765	5,011	5,011	5,011
512400 Unemployment Insurance	5,538	3,468	4,391	3,746	3,746	3,746
512520 Workers Comp Insurance	781	429	592	595	595	595
512600 Wellness Program	1,156	779	797	797	797	797
512610 Employee Assistance Program	854	626	677	678	678	678

MARION COUNTY FY 2020-21 BUDGET

BY DEPARTMENT

JUVENILE

125 - Juvenile Grants	Actual FY 17-18	Actual FY 18-19	Budget FY 19-20	Proposed FY 20-21	Approved FY 20-21	Adopted FY 20-21
Personnel Services						
512700 County HSA Contributions	2,646	2,600	2,600	6,500	6,500	6,500
Fringe Benefits Total	1,043,611	739,237	812,078	841,584	841,584	841,584
Personnel Services Total	2,784,184	1,894,827	2,026,228	2,120,193	2,120,193	2,120,193
Materials and Services						
Supplies						
521010 Office Supplies	280	427	300	300	300	300
521040 Institutional Supplies	410	595	850	850	850	850
521050 Janitorial Supplies	1,756	1,347	2,000	2,000	2,000	2,000
521070 Departmental Supplies	521	6,061	609	5,675	5,675	5,675
521080 Food Supplies	28,783	34,905	0	0	0	0
521090 Uniforms and Clothing	0	0	500	500	500	500
521100 Medical Supplies	0	0	10	10	10	10
521110 First Aid Supplies	0	0	40	40	40	40
521170 Educational Supplies	1,277	60	3,677	0	0	0
521210 Gasoline	0	167	0	0	0	0
Supplies Total	33,026	43,561	7,986	9,375	9,375	9,375
Materials						
522100 Parts	0	85	0	0	0	0
522150 Small Office Equipment	183	109	250	250	250	250
522160 Small Departmental Equipment	686	4,314	19,518	9,518	9,518	9,518
522170 Computers Non Capital	0	5,441	0	0	0	0
522180 Software	1,500	2,196	0	0	0	0
522500 Materials for Resale	89,802	89,262	91,761	91,761	91,761	91,761
Materials Total	92,171	101,407	111,529	101,529	101,529	101,529
Communications						
523020 Phone and Communication Svcs	0	0	350	350	350	350
523040 Data Connections	4,079	4,649	4,280	4,800	4,800	4,800
523060 Cellular Phones	172	825	0	1,070	1,070	1,070
Communications Total	4,250	5,474	4,630	6,220	6,220	6,220
Utilities						
524010 Electricity	9,040	8,920	9,000	9,000	9,000	9,000
524040 Natural Gas	1,912	661	2,400	2,400	2,400	2,400
524050 Water	1,536	1,372	1,600	1,600	1,600	1,600
Utilities Total	12,487	10,953	13,000	13,000	13,000	13,000
Contracted Services						
525155 Credit Card Fees	7,229	7,258	8,500	8,500	8,500	8,500
525211 Psychiatric Services	2,025	6,800	2,000	1,800	1,800	1,800
525235 Laboratory Services	0	1,089	5,000	5,000	5,000	5,000
525320 Food Services	113,985	109,458	0	0	0	0

MARION COUNTY FY 2020-21 BUDGET

BY DEPARTMENT

JUVENILE

125 - Juvenile Grants	Actual FY 17-18	Actual FY 18-19	Budget FY 19-20	Proposed FY 20-21	Approved FY 20-21	Adopted FY 20-21
Materials and Services						
525330 Transportation Services	738	4,080	10,000	10,000	10,000	10,000
525340 Counseling and Mentoring Svcs	0	830	3,000	3,000	3,000	3,000
525345 Youth Stipends	31,691	36	0	0	0	0
525440 Client Assistance	5,708	9,520	26,943	31,358	31,358	31,358
525450 Subscription Services	0	1,500	1,500	1,692	1,692	1,692
525515 Polygraph Services	11,890	11,455	10,000	10,500	10,500	10,500
525560 Victim Emergency Services	0	80	1,000	0	0	0
525715 Advertising	786	639	730	730	730	730
525999 Other Contracted Services	15,000	89,950	35,000	0	0	0
Contracted Services Total	189,050	242,695	103,673	72,580	72,580	72,580
Repairs and Maintenance						
526011 Dept Equipment Maintenance	269	453	1,000	1,000	1,000	1,000
526021 Computer Software Maintenance	867	900	900	900	900	900
526030 Building Maintenance	0	2,682	13,100	0	0	0
Repairs and Maintenance Total	1,136	4,035	15,000	1,900	1,900	1,900
Rentals						
527110 Fleet Leases	0	3,047	3,108	2,928	2,928	2,928
527120 Motor Pool Mileage	0	54	0	0	0	0
527130 Parking	1	0	0	0	0	0
527300 Equipment Rental	101	45	4,300	200	200	200
Rentals Total	102	3,145	7,408	3,128	3,128	3,128
Miscellaneous						
529130 Meals	11	11	0	0	0	0
529230 Training	1,177	80	300	300	300	300
529590 Special Programs Other	39,107	47,193	45,000	51,526	51,526	51,526
529640 Victim Restitution	53,798	0	0	0	0	0
529840 Professional Licenses	0	484	480	480	480	480
529860 Permits	237	0	200	200	200	200
529999 Miscellaneous Expense	550	0	0	0	0	0
Miscellaneous Total	94,881	47,768	45,980	52,506	52,506	52,506
Materials and Services Total	427,105	459,038	309,206	260,238	260,238	260,238
Administrative Charges						
611100 County Admin Allocation	34,447	26,291	29,840	25,876	25,876	25,876
611230 Courier Allocation	1,405	840	876	971	971	971
611250 Risk Management Allocation	3,813	2,170	2,441	3,339	3,339	3,339
611255 Benefits Allocation	8,151	5,778	5,728	0	0	0
611260 Human Resources Allocation	29,385	22,051	24,788	32,413	32,413	32,413
611400 Information Tech Allocation	60,251	55,019	58,925	63,514	63,514	63,514
611410 FIMS Allocation	41,420	31,845	30,644	24,477	24,477	24,477
611420 Telecommunications Allocation	8,820	7,740	8,443	6,259	6,259	6,259

MARION COUNTY FY 2020-21 BUDGET

BY DEPARTMENT

JUVENILE

125 - Juvenile Grants	Actual FY 17-18	Actual FY 18-19	Budget FY 19-20	Proposed FY 20-21	Approved FY 20-21	Adopted FY 20-21
Administrative Charges						
611430 Info Tech Direct Charges	10,088	29,999	34,602	28,322	28,322	28,322
611600 Finance Allocation	40,875	33,746	36,178	29,062	29,062	29,062
611800 MCBEE Allocation	702	504	1,381	3,348	3,348	3,348
612100 IT Equipment Use Charges	5,300	7,484	4,940	8,811	8,811	8,811
614100 Liability Insurance Allocation	5,300	4,200	3,700	3,900	3,900	3,900
614200 WC Insurance Allocation	10,300	6,300	4,600	7,000	7,000	7,000
Administrative Charges Total	260,257	233,967	247,086	237,292	237,292	237,292
Capital Outlay						
531300 Departmental Equipment Capital	0	12,938	9,010	0	0	0
531600 Computer Hardware Capital	0	2,124	0	0	0	0
532200 Pickups and Trucks	0	65,868	0	0	0	0
Capital Outlay Total	0	80,930	9,010	0	0	0
Transfers Out						
561480 Xfer to Capital Impr Projects	92,660	2,302	0	0	0	0
561595 Transfer to Fleet Management	0	19,773	0	0	0	0
Transfers Out Total	92,660	22,075	0	0	0	0
Contingency						
571010 Contingency	0	0	337,521	332,476	332,476	332,476
Contingency Total	0	0	337,521	332,476	332,476	332,476
Ending Fund Balance						
573010 Unapprop Ending Fund Balance	0	0	329,846	374,563	374,563	374,563
Ending Fund Balance Total	0	0	329,846	374,563	374,563	374,563
Juvenile Grants Total	3,564,206	2,690,838	3,258,897	3,324,762	3,324,762	3,324,762
Juvenile Grand Total	13,673,328	14,357,065	16,361,066	16,826,333	16,826,333	16,826,333

MARION COUNTY FY 2020-21 BUDGET

BY DEPARTMENT

LEGAL

LEGAL



MISSION STATEMENT

Provide the best possible legal counsel and representation to county officials and agencies in support of their mission to protect and enhance the community; provide a forum for administrative hearings and issue fair and well-reasoned decisions (Legal Counsel's office).

Provide the local legal community and the public with the best available legal resources and research services within the law library's fiscal and physical ability to do so (Law Library).

GOALS AND OBJECTIVES

- Goal 1 Zealously represent the county in contested matters in court or before administrative tribunals, and recommend settlements as appropriate.
 - Objective 1 Reduce potential liabilities through proactive legal advice and trainings.
 - Objective 2 Train and retain competent in-house counsel for quality representation.

- Goal 2 Assist the Board of Commissioners and departments in the development, review, revision, and implementation of ordinances, policies, procedures, contracts, and other operative documents.
 - Objective 1 County interests are provided for and protected in legal documents.
 - Objective 2 Legal options are explored and presented to decision makers.

- Goal 3 Provide support to county Hearings Officers to conduct administrative hearings in a professional manner and issue well-reasoned decisions.
 - Objective 1 Decisions are issued in a timely manner that can withstand appellate review.

- Goal 4 Work to enhance the sharing of resources and explore cooperative arrangements for county Law Library services.
 - Objective 1 Maintain maximum public accessibility to legal resources within legislative and budgetary constraints.

MARION COUNTY FY 2020-21 BUDGET

BY DEPARTMENT

LEGAL

DEPARTMENT OVERVIEW

The department is comprised of two programs: the Legal Counsel's Office and the Law Library. The Legal Counsel Program has two sections: Legal Counsel services and Hearings Office services. Legal Counsel attorneys serve as the exclusive civil lawyers and counselors for Marion County, the Board of Commissioners, other county elected officials, officers, employees, and volunteer boards and commissions. Legal services are provided to county service districts and the Marion County Housing Authority through intergovernmental agreements. The Law Library is a service authorized by state statute and funded by library fees paid by litigants and collected by the court clerk.

RESOURCE AND REQUIREMENT SUMMARY

Legal	FY 17-18 ACTUAL	FY 18-19 ACTUAL	FY 19-20 BUDGET	FY 20-21 ADOPTED	+/- %
RESOURCES					
Charges for Services	482,574	544,392	466,029	503,582	8.1%
Admin Cost Recovery	1,382,376	1,392,363	1,646,854	1,634,117	-0.8%
Interest	8,590	13,193	8,000	10,000	25.0%
Other Revenues	9	9	0	0	n.a.
Net Working Capital	652,625	707,589	775,259	831,863	7.3%
TOTAL RESOURCES	2,526,174	2,657,546	2,896,142	2,979,562	2.9%
REQUIREMENTS					
Personnel Services					
Salaries and Wages	976,670	958,557	1,040,159	1,046,407	0.6%
Fringe Benefits	515,580	515,399	624,974	614,321	-1.7%
Total Personnel Services	1,492,250	1,473,956	1,665,133	1,660,728	-0.3%
Materials and Services					
Supplies	26,010	20,382	18,765	17,375	-7.4%
Materials	9,842	1,489	4,000	4,700	17.5%
Communications	4,850	5,676	8,850	7,250	-18.1%
Utilities	7,182	7,577	7,867	12,020	52.8%
Contracted Services	67,098	138,797	128,928	160,275	24.3%
Repairs and Maintenance	2,115	758	16,755	14,850	-11.4%
Rentals	57,598	58,741	64,435	77,724	20.6%
Miscellaneous	12,728	16,449	18,150	23,250	28.1%
Total Materials and Services	187,421	249,870	267,750	317,444	18.6%
Administrative Charges	138,914	158,461	181,744	203,207	11.8%
Capital Outlay	0	0	62,240	0	-100.0%
Contingency	0	0	0	31,668	n.a.
Ending Fund Balance	0	0	719,275	766,515	6.6%
TOTAL REQUIREMENTS	1,818,585	1,882,287	2,896,142	2,979,562	2.9%
FTE	11.80	11.80	11.80	11.80	0.0%

MARION COUNTY FY 2020-21 BUDGET

BY DEPARTMENT

LEGAL

FUNDS

Fund Name	FY 17-18 ACTUAL	FY 18-19 ACTUAL	FY 19-20 BUDGET	FY 20-21 ADOPTED	% of Total
RESOURCES					
FND 260 Law Library	961,645	1,021,360	1,083,488	1,148,545	38.5%
FND 580 Central Services	1,564,529	1,636,186	1,812,654	1,831,017	61.5%
TOTAL RESOURCES	2,526,174	2,657,546	2,896,142	2,979,562	100.0%
REQUIREMENTS					
FND 260 Law Library	254,056	246,101	1,083,488	1,148,545	38.5%
FND 580 Central Services	1,564,529	1,636,186	1,812,654	1,831,017	61.5%
TOTAL REQUIREMENTS	1,818,584	1,882,287	2,896,142	2,979,562	100.0%

PROGRAMS

	FY 17-18 ACTUAL	FY 18-19 ACTUAL	FY 19-20 BUDGET	FY 20-21 ADOPTED	+/- %
RESOURCES					
Legal Counsel	1,564,529	1,636,186	1,812,654	1,831,017	1.0%
Law Library	961,645	1,021,360	1,083,488	1,148,545	6.0%
TOTAL RESOURCES	2,526,174	2,657,546	2,896,142	2,979,562	2.9%
REQUIREMENTS					
Legal Counsel	1,564,529	1,636,186	1,812,654	1,831,017	1.0%
Law Library	254,056	246,101	1,083,488	1,148,545	6.0%
TOTAL REQUIREMENTS	1,818,584	1,882,287	2,896,142	2,979,562	2.9%

MARION COUNTY FY 2020-21 BUDGET

BY DEPARTMENT

LEGAL

Legal Counsel Program

- Represent and defend county decisions and actions in all courts and administrative forums.
- Provide legal advice and training on specific matters, policy issues, and emerging legal issues.
- Represent the county in negotiations, meetings, and third-party matters.
- Retain and manage all outside legal counsel assignments.
- Support and maintain the county's Hearings Office section.

Program Summary

Legal	Program: Legal Counsel				
	FY 17-18 ACTUAL	FY 18-19 ACTUAL	FY 19-20 BUDGET	FY 20-21 ADOPTED	+/- %
RESOURCES					
Charges for Services	182,153	243,823	165,800	196,900	18.8%
Admin Cost Recovery	1,382,376	1,392,363	1,646,854	1,634,117	-0.8%
TOTAL RESOURCES	1,564,529	1,636,186	1,812,654	1,831,017	1.0%
REQUIREMENTS					
Personnel Services	1,334,987	1,315,542	1,478,489	1,464,964	-0.9%
Materials and Services	114,605	188,172	184,160	213,714	16.0%
Administrative Charges	114,937	132,472	150,005	152,339	1.6%
TOTAL REQUIREMENTS	1,564,529	1,636,186	1,812,654	1,831,017	1.0%
FTE	10.00	10.00	10.00	10.00	0.0%

FTE By Position Title By Program

Program: Legal Counsel	
Position Title	FTE
County Counsel	1.00
Hearings Officer Sr	1.00
Legal Counsel-Asst	2.00
Legal Counsel-Asst Sr	3.00
Legal Department Specialist (Confidential)	2.00
Paralegal	1.00
Program Legal Counsel FTE Total:	10.00

- FTE does not include 0.14 in temporary positions.

Legal Counsel Program Budget Justification

RESOURCES

The Legal Counsel Program is funded from Charges for Services and Administrative Cost Recovery.

REQUIREMENTS

Personnel Services decreased slightly due to personnel changes, resulting in positions filled or budgeted at lower steps. No significant changes in Materials and Services other than an approved Decision Package for ongoing subscription services and a one-time Microsoft Office upgrade to implement and maintain a legal management software system. Administrative Charges are allocated to programs in conformity with an overall county cost allocation plan.

MARION COUNTY FY 2020-21 BUDGET

BY DEPARTMENT

LEGAL

Law Library Program

- The Law Library serves the legal community, the courts, and the public.

Program Summary

Legal	Program: Law Library				
	FY 17-18 ACTUAL	FY 18-19 ACTUAL	FY 19-20 BUDGET	FY 20-21 ADOPTED	+/- %
RESOURCES					
Charges for Services	300,421	300,569	300,229	306,682	2.1%
Interest	8,590	13,193	8,000	10,000	25.0%
Other Revenues	9	9	0	0	n.a.
Net Working Capital	652,625	707,589	775,259	831,863	7.3%
TOTAL RESOURCES	961,645	1,021,360	1,083,488	1,148,545	6.0%
REQUIREMENTS					
Personnel Services	157,263	158,414	186,644	195,764	4.9%
Materials and Services	72,816	61,698	83,590	103,730	24.1%
Administrative Charges	23,977	25,989	31,739	50,868	60.3%
Capital Outlay	0	0	62,240	0	-100.0%
Contingency	0	0	0	31,668	n.a.
Ending Fund Balance	0	0	719,275	766,515	6.6%
TOTAL REQUIREMENTS	254,056	246,101	1,083,488	1,148,545	6.0%
FTE	1.80	1.80	1.80	1.80	0.0%

FTE By Position Title By Program

Program: Law Library	
Position Title	FTE
Law Librarian	1.00
Library Assistant	0.80
Program Law Library FTE Total:	1.80

- FTE does not include 0.10 temporary positions.

Law Library Program Budget Justification

RESOURCES

Funding for law libraries is a general appropriation to the state's Judicial Department to be distributed to the counties. Marion County Law Library revenue is as projected.

REQUIREMENTS

Personnel Services are status quo with normal increases attributed to cost of living, step, and fringe benefit cost increases. Significant changes in Materials and Services due to increased costs in subscription services and anticipated costs for moving expenses and site improvement needs associated with relocating the Law Library. Administrative Charges are allocated to programs in conformity with an overall county cost allocation plan.

MARION COUNTY FY 2020-21 BUDGET

BY DEPARTMENT

LEGAL

KEY DEPARTMENT ACCOMPLISHMENTS

- Presented training to several advisory boards and committees, county staff, and management with a focus on compliance and reducing potential liabilities; topics included public records, public meetings, use of force, trial testimony, court systems, and appropriate documentation techniques.
- Represented the county with successful outcomes in multiple forums in litigation matters ranging from tort claims and land use to complex tax appeals before the Marion County Circuit Court, the Oregon Tax Court, the Oregon Court of Appeals, the United States District Court for the District of Oregon, the United States Bankruptcy Court, and the state Land Use Board of Appeals.
- Drafted, reviewed, and revised numerous ordinances and policies for county departments and agencies.
- Advised and represented county departments on numerous complex personnel and employment matters, including labor negotiations.
- Provided advice and representation to the Board of Commissioners on numerous issues, including waste energy, water rights, and land use issues.
- Continued to support the ongoing efforts of the Health and Human Services Department and the Emergency Management Division of the Public Works Department to develop emergency preparedness policies and prepare a legal framework for operation of continued municipal services in the aftermath of natural disasters.
- Represented and received favorable verdicts for county departments and agencies in numerous motions to quash subpoenas, habeas corpus petitions, public records appeals, and commitment hearings.
- Reviewed, drafted, revised, and negotiated numerous high-value contracts and intergovernmental agreements for county departments and service districts.
- Issued decisions on numerous land use, dog, building inspection, and towed vehicle cases heard by the Hearings Officers.
- Updated cataloging system and numerous Law Library collections.

MARION COUNTY FY 2020-21 BUDGET

BY DEPARTMENT

LEGAL

KEY INDICATORS

1: Tort Claim Notices

Definition and Purpose

Torts are claims for money damages for injuries or wrongs alleged to have been caused by the county, its officers, employees, or agents. A claimant must give notice of the intent to file a civil lawsuit on the tort claim within 180 days of the date of the perceived injury. County Legal Counsel is the legal representative for the county in these matters.

Significance

Responding to tort claim notices is representative of the civil litigation defense services provided to all departments. In addition to defending the county in court, this service supports overall operational efficiency and quality of government services in that investigation of and response to tort claims may help identify needed changes in programs, policies, or procedures. This supports Marion County Strategic Goal #6 Operational Efficiency and Quality Service and County Legal Counsel Goal #1: Zealously represent the county in contested matters in court or before administrative tribunals, and recommend settlements as appropriate, and its Objective #1: Reduce potential liabilities through proactive legal advice and trainings.

Data Units Fiscal Year

Number of tort claim notices received per fiscal year. Does not include number of claims received by Risk Management and settled or denied without litigation.

FY 16-17 Actual	FY 17-18 Actual	FY 18-19 Actual	FY 19-20 Estimate	FY 20-21 Estimate
32	13	42	20	20

Explanation of Trends and Changes

The number of tort claim notices has decreased from fiscal year 2018-2019. While many claims lack merit and are successfully defended, all take time and resources to evaluate and respond appropriately. As in previous years, the majority of claims come from law enforcement activities or persons held in the jail. The jail claims include allegations regarding medical care and conditions of confinement. Some of the other tort claims included claims of use of excessive force as well as employment-related allegations.

2: Hearings Officer Cases

Definition and Purpose

The Hearings Officers hold public hearings on a variety of applications and complaints, taking testimony and evidence from applicants, owners, complainants, law enforcement, staff, witnesses, or other affected parties. The decisions or recommendations issued are impartial and supported by written findings, thoughtfully applying the law or criteria to the facts of the case for rulings that are supportable on review or appeal.

MARION COUNTY FY 2020-21 BUDGET

BY DEPARTMENT

LEGAL

Significance

Use of the Hearings Officers for land use hearings creates efficiencies in processing applications under Oregon's complex land use regulations, while balancing appropriate uses necessary for economic growth and development with protections of farm, forest, and natural resources. The number of land use cases submitted to the county is indicative of economic activity in the county and supports Marion County Strategic Goal #6 Operational Efficiency and Quality Service and County Legal Counsel Goal #3: Provide support to county Hearings Officers to conduct administrative hearings in a professional manner and issue well-reasoned decisions. The number of dog hearings and towed vehicle hearings held by the Hearings Officers are also tracked as a part of this indicator. Dog hearings include complaints of dangerous dogs, dog bites, no license, dogs running at large or in livestock, excessive barking, etc. Administrative dog hearings are an efficient way to handle complaints that are not directly witnessed by a dog control officer. Vehicles towed by law enforcement can result from driving under the influence, no license or insurance, hazard or abandoned vehicles, etc.

Data Units Fiscal Year

Cases submitted to county Hearings Officers per fiscal year. Figures are reported by type of case. Other includes miscellaneous cases under a variety of laws and ordinances; e.g. vested rights, nuisance abatement, acceleration of tax redemption period, and housing authority exclusions.

Land Use

FY 16-17 Actual	FY 17-18 Actual	FY 18-19 Actual	FY 19-20 Estimate	FY 20-21 Estimate
11	33	17	6	6

Dog

FY 16-17 Actual	FY 17-18 Actual	FY 18-19 Actual	FY 19-20 Estimate	FY 20-21 Estimate
60	53	54	56	56

Vehicle Tows

FY 16-17 Actual	FY 17-18 Actual	FY 18-19 Actual	FY 19-20 Estimate	FY 20-21 Estimate
3	2	2	2	2

Other

FY 16-17 Actual	FY 17-18 Actual	FY 18-19 Actual	FY 19-20 Estimate	FY 20-21 Estimate
2	3	1	1	1

Explanation of Trends and Changes

The overall number of cases heard is trending downward from fiscal year 2018-2019 to 2019-2020. While dog case numbers have slightly increased, land use cases have decreased.

3: Contracts Reviewed

Definition and Purpose

Legal Counsel attorneys review all contracts and contract amendments over \$25,000 (approximately 85% of all contracts received by Finance). Contract review and approval as to form by Legal Counsel attorneys increases operational efficiency and quality of service through uniform application of public contracting rules, determining compliance with state or federal laws, and ensuring that county interests are addressed in contract provisions.

MARION COUNTY FY 2020-21 BUDGET

BY DEPARTMENT

LEGAL

Significance

Contract review is representative of a general legal service provided to all departments, with the focus on reducing the likelihood of or potential for protests or disputes in the award of contracts and to make sure contract provisions protect county programs and assets when entering, implementing, or terminating contracts. This furthers Marion County Strategic Goal #6 Operational Efficiency and Quality Service and County Legal Counsel Goal #2: Assist the Board of Commissioners and departments in the development, review, revision, and implementation of ordinances, policies, procedures, contracts, and other operative documents, and its Objective #1: County interests are provided for and protected in legal documents.

Data Units Fiscal Year

Number of contracts reviewed by Legal Counsel per fiscal year.

FY 16-17 Actual	FY 17-18 Actual	FY 18-19 Actual	FY 19-20 Estimate	FY 20-21 Estimate
514	389	471	440	470

Explanation of Trends and Changes

Many state contracts are for two-year terms, as the state funds on a biennial basis, which causes the number of contracts or amendments reviewed to be lower every other year. Changes in state or federal funding, either up or down, may increase the number of contract amendments during the fiscal year.

MARION COUNTY FY 2020-21 BUDGET

BY DEPARTMENT

LEGAL

Resources by Fund Detail						
260 - Law Library	Actual FY 17-18	Actual FY 18-19	Budget FY 19-20	Proposed FY 20-21	Approved FY 20-21	Adopted FY 20-21
Charges for Services						
341060 Law Library Fees	299,056	299,056	299,229	305,682	305,682	305,682
341430 Copy Machine Fees	1,365	1,513	1,000	1,000	1,000	1,000
Charges for Services Total	300,421	300,569	300,229	306,682	306,682	306,682
Interest						
361000 Investment Earnings	8,590	13,193	8,000	10,000	10,000	10,000
Interest Total	8,590	13,193	8,000	10,000	10,000	10,000
Other Revenues						
372000 Over and Short	9	9	0	0	0	0
Other Revenues Total	9	9	0	0	0	0
Net Working Capital						
392000 Net Working Capital Unrestr	652,625	707,589	775,259	831,863	831,863	831,863
Net Working Capital Total	652,625	707,589	775,259	831,863	831,863	831,863
Law Library Total	961,645	1,021,360	1,083,488	1,148,545	1,148,545	1,148,545
580 - Central Services	Actual FY 17-18	Actual FY 18-19	Budget FY 19-20	Proposed FY 20-21	Approved FY 20-21	Adopted FY 20-21
Charges for Services						
341170 Witness Fees	33	0	0	0	0	0
341430 Copy Machine Fees	41	139	50	0	0	0
341690 Attorney Fees	181,506	243,482	165,600	196,900	196,900	196,900
341999 Other Fees	22	0	0	0	0	0
342910 Public Records Request Charges	0	142	100	0	0	0
344999 Other Reimbursements	0	60	50	0	0	0
345400 Document Fees	331	0	0	0	0	0
347101 Central Svcs to Other Agencies	220	0	0	0	0	0
Charges for Services Total	182,153	243,823	165,800	196,900	196,900	196,900
Admin Cost Recovery						
411300 Legal Services Allocation	1,382,376	1,392,363	1,646,854	1,634,117	1,634,117	1,634,117
Admin Cost Recovery Total	1,382,376	1,392,363	1,646,854	1,634,117	1,634,117	1,634,117
Central Services Total	1,564,529	1,636,186	1,812,654	1,831,017	1,831,017	1,831,017
Legal Grand Total	2,526,174	2,657,546	2,896,142	2,979,562	2,979,562	2,979,562

MARION COUNTY FY 2020-21 BUDGET

BY DEPARTMENT

LEGAL

Requirements by Fund Detail

260 - Law Library	Actual FY 17-18	Actual FY 18-19	Budget FY 19-20	Proposed FY 20-21	Approved FY 20-21	Adopted FY 20-21
Personnel Services						
Salaries and Wages						
511020 Salaries and Wages Budget Only	0	0	(1,711)	0	0	0
511110 Regular Wages	87,056	86,185	107,324	111,847	111,847	111,847
511120 Temporary Wages	387	2,168	3,477	3,548	3,548	3,548
511130 Vacation Pay	2,267	1,724	0	0	0	0
511140 Sick Pay	655	1,580	0	0	0	0
511150 Holiday Pay	4,153	4,395	0	0	0	0
511240 Leave Payoff	0	894	0	0	0	0
Salaries and Wages Total	94,518	96,945	109,090	115,395	115,395	115,395
Fringe Benefits						
512010 Fringe Benefits Budget Only	0	0	(528)	0	0	0
512110 PERS	17,728	19,262	24,631	26,483	26,483	26,483
512120 401K	1,659	1,775	1,892	2,028	2,028	2,028
512130 PERS Debt Service	2,395	3,497	5,688	5,984	5,984	5,984
512200 FICA	7,003	7,246	8,375	8,727	8,727	8,727
512310 Medical Insurance	29,449	26,260	32,352	33,120	33,120	33,120
512320 Dental Insurance	2,841	2,470	3,216	2,784	2,784	2,784
512330 Group Term Life Insurance	174	165	202	211	211	211
512340 Long Term Disability Insurance	358	343	453	471	471	471
512400 Unemployment Insurance	302	291	397	335	335	335
512520 Workers Comp Insurance	49	42	78	78	78	78
512600 Wellness Program	79	66	80	80	80	80
512610 Employee Assistance Program	59	52	68	68	68	68
512700 County HSA Contributions	650	0	650	0	0	0
Fringe Benefits Total	62,745	61,469	77,554	80,369	80,369	80,369
Personnel Services Total	157,263	158,414	186,644	195,764	195,764	195,764
Materials and Services						
Supplies						
521010 Office Supplies	1,078	416	200	500	500	500
521190 Publications	15,424	14,371	9,000	10,000	10,000	10,000
Supplies Total	16,502	14,787	9,200	10,500	10,500	10,500
Materials						
522150 Small Office Equipment	2,367	0	1,000	1,000	1,000	1,000
522170 Computers Non Capital	578	0	0	0	0	0
522180 Software	336	0	500	500	500	500
Materials Total	3,281	0	1,500	1,500	1,500	1,500
Communications						
523020 Phone and Communication Svcs	2,346	2,372	2,000	3,000	3,000	3,000

MARION COUNTY FY 2020-21 BUDGET

BY DEPARTMENT

LEGAL

260 - Law Library	Actual FY 17-18	Actual FY 18-19	Budget FY 19-20	Proposed FY 20-21	Approved FY 20-21	Adopted FY 20-21
Materials and Services						
523090 Long Distance Charges	14	3	10	50	50	50
Communications Total	2,359	2,375	2,010	3,050	3,050	3,050
Utilities						
524010 Electricity	0	0	0	3,992	3,992	3,992
524020 City Operations and St Lights	0	0	0	4	4	4
524040 Natural Gas	0	0	0	128	128	128
524050 Water	0	0	0	177	177	177
524070 Sewer	0	0	0	144	144	144
524090 Garbage Disposal and Recycling	56	0	0	328	328	328
Utilities Total	56	0	0	4,773	4,773	4,773
Contracted Services						
525450 Subscription Services	8,682	2,075	5,004	10,000	10,000	10,000
525715 Advertising	0	0	0	240	240	240
Contracted Services Total	8,682	2,075	5,004	10,240	10,240	10,240
Repairs and Maintenance						
526021 Computer Software Maintenance	0	115	200	200	200	200
526030 Building Maintenance	526	277	100	1,000	1,000	1,000
526040 Remodels and Site Improvements	0	0	16,055	10,000	10,000	10,000
Repairs and Maintenance Total	526	392	16,355	11,200	11,200	11,200
Rentals						
527200 Building Rental County	0	0	0	10,000	10,000	10,000
527210 Building Rental Private	40,776	41,795	46,621	48,667	48,667	48,667
527300 Equipment Rental	325	122	200	1,000	1,000	1,000
Rentals Total	41,101	41,918	46,821	59,667	59,667	59,667
Miscellaneous						
529110 Mileage Reimbursement	104	65	200	300	300	300
529120 Commercial Travel	0	0	500	500	500	500
529130 Meals	0	0	200	200	200	200
529140 Lodging	0	50	1,000	1,000	1,000	1,000
529210 Meetings	0	0	100	100	100	100
529220 Conferences	125	0	500	500	500	500
529300 Dues and Memberships	80	0	200	200	200	200
529650 Pre Employment Costs	0	36	0	0	0	0
Miscellaneous Total	309	151	2,700	2,800	2,800	2,800
Materials and Services Total	72,816	61,698	83,590	103,730	103,730	103,730
Administrative Charges						
611100 County Admin Allocation	2,372	2,669	3,008	2,718	2,718	2,718
611210 Facilities Mgt Allocation	0	0	0	14,067	14,067	14,067
611220 Custodial Allocation	7,526	7,412	8,768	11,033	11,033	11,033

MARION COUNTY FY 2020-21 BUDGET

BY DEPARTMENT

LEGAL

260 - Law Library	Actual FY 17-18	Actual FY 18-19	Budget FY 19-20	Proposed FY 20-21	Approved FY 20-21	Adopted FY 20-21
Administrative Charges						
611230 Courier Allocation	72	81	88	97	97	97
611250 Risk Management Allocation	220	227	294	337	337	337
611255 Benefits Allocation	421	556	574	0	0	0
611260 Human Resources Allocation	1,519	2,124	2,486	3,233	3,233	3,233
611300 Legal Services Allocation	4,353	5,576	9,094	11,663	11,663	11,663
611410 FIMS Allocation	3,725	3,420	3,106	2,729	2,729	2,729
611600 Finance Allocation	2,806	2,770	3,181	3,518	3,518	3,518
611800 MCBEE Allocation	63	54	140	373	373	373
614100 Liability Insurance Allocation	500	700	600	700	700	700
614200 WC Insurance Allocation	400	400	400	400	400	400
Administrative Charges Total	23,977	25,989	31,739	50,868	50,868	50,868
Capital Outlay						
534100 Building Construction	0	0	55,990	0	0	0
534101 Building Design	0	0	6,250	0	0	0
Capital Outlay Total	0	0	62,240	0	0	0
Contingency						
571010 Contingency	0	0	0	31,668	31,668	31,668
Contingency Total	0	0	0	31,668	31,668	31,668
Ending Fund Balance						
573010 Unapprop Ending Fund Balance	0	0	719,275	766,515	766,515	766,515
Ending Fund Balance Total	0	0	719,275	766,515	766,515	766,515
Law Library Total	254,056	246,101	1,083,488	1,148,545	1,148,545	1,148,545
580 - Central Services						
	Actual FY 17-18	Actual FY 18-19	Budget FY 19-20	Proposed FY 20-21	Approved FY 20-21	Adopted FY 20-21
Personnel Services						
Salaries and Wages						
511110 Regular Wages	687,518	731,070	904,374	906,766	906,766	906,766
511120 Temporary Wages	8,557	3,096	8,369	8,537	8,537	8,537
511130 Vacation Pay	53,017	50,361	0	0	0	0
511140 Sick Pay	45,815	9,220	0	0	0	0
511150 Holiday Pay	36,628	36,133	0	0	0	0
511160 Comp Time Pay	1,282	1,981	0	0	0	0
511210 Compensation Credits	30,220	18,846	18,326	13,309	13,309	13,309
511240 Leave Payoff	16,993	10,485	0	0	0	0
511280 Cell Phone Pay	858	420	0	0	0	0
511290 Health Insurance Waiver Pay	1,107	0	0	2,400	2,400	2,400
511420 Premium Pay	156	0	0	0	0	0
Salaries and Wages Total	882,152	861,612	931,069	931,012	931,012	931,012
Fringe Benefits						
512110 PERS	162,318	149,244	211,758	213,666	213,666	213,666
512120 401K	26,269	26,426	28,144	28,519	28,519	28,519

MARION COUNTY FY 2020-21 BUDGET

BY DEPARTMENT

LEGAL

580 - Central Services	Actual FY 17-18	Actual FY 18-19	Budget FY 19-20	Proposed FY 20-21	Approved FY 20-21	Adopted FY 20-21
Personnel Services						
512130 PERS Debt Service	37,887	45,489	48,903	49,352	49,352	49,352
512200 FICA	65,519	64,472	70,753	70,797	70,797	70,797
512310 Medical Insurance	140,326	147,824	161,760	149,040	149,040	149,040
512320 Dental Insurance	12,624	12,861	16,080	12,528	12,528	12,528
512330 Group Term Life Insurance	1,484	1,500	1,702	1,707	1,707	1,707
512340 Long Term Disability Insurance	2,659	2,633	3,817	3,827	3,827	3,827
512400 Unemployment Insurance	2,868	2,605	3,415	2,766	2,766	2,766
512520 Workers Comp Insurance	235	221	348	360	360	360
512600 Wellness Program	372	363	400	400	400	400
512610 Employee Assistance Program	275	292	340	340	340	340
512700 County HSA Contributions	0	0	0	650	650	650
Fringe Benefits Total	452,835	453,930	547,420	533,952	533,952	533,952
Personnel Services Total	1,334,987	1,315,542	1,478,489	1,464,964	1,464,964	1,464,964
Materials and Services						
Supplies						
521010 Office Supplies	2,928	5,007	4,000	5,100	5,100	5,100
521070 Departmental Supplies	59	29	65	75	75	75
521190 Publications	6,521	559	5,500	1,700	1,700	1,700
Supplies Total	9,509	5,595	9,565	6,875	6,875	6,875
Materials						
522150 Small Office Equipment	4,656	529	1,000	1,000	1,000	1,000
522170 Computers Non Capital	1,592	320	1,000	1,700	1,700	1,700
522180 Software	313	640	500	500	500	500
Materials Total	6,561	1,489	2,500	3,200	3,200	3,200
Communications						
523020 Phone and Communication Svcs	0	0	50	50	50	50
523040 Data Connections	1,440	1,440	1,440	1,450	1,450	1,450
523050 Postage	176	20	100	100	100	100
523060 Cellular Phones	805	1,753	5,150	2,500	2,500	2,500
523090 Long Distance Charges	69	88	100	100	100	100
Communications Total	2,490	3,301	6,840	4,200	4,200	4,200
Utilities						
524010 Electricity	6,146	6,740	7,070	6,397	6,397	6,397
524020 City Operations and St Lights	4	4	4	4	4	4
524040 Natural Gas	57	60	64	68	68	68
524050 Water	118	103	106	120	120	120
524070 Sewer	258	230	235	249	249	249
524090 Garbage Disposal and Recycling	542	440	388	409	409	409
Utilities Total	7,125	7,577	7,867	7,247	7,247	7,247

MARION COUNTY FY 2020-21 BUDGET

BY DEPARTMENT

LEGAL

580 - Central Services	Actual FY 17-18	Actual FY 18-19	Budget FY 19-20	Proposed FY 20-21	Approved FY 20-21	Adopted FY 20-21
Materials and Services						
Contracted Services						
525177 Employment Agencies	0	14,179	0	0	0	0
525450 Subscription Services	8,226	12,130	13,000	38,211	38,211	38,211
525510 Legal Services	48,432	107,250	108,899	108,899	108,899	108,899
525540 Witnesses	90	161	150	50	50	50
525541 Witness Mileage Reimbursement	0	14	150	50	50	50
525710 Printing Services	176	26	150	150	150	150
525715 Advertising	80	1,197	0	1,000	1,000	1,000
525735 Mail Services	1,404	1,656	1,500	1,600	1,600	1,600
525740 Document Disposal Services	7	51	75	75	75	75
525999 Other Contracted Services	0	57	0	0	0	0
Contracted Services Total	58,416	136,722	123,924	150,035	150,035	150,035
Repairs and Maintenance						
526021 Computer Software Maintenance	0	0	0	3,250	3,250	3,250
526030 Building Maintenance	1,588	366	400	400	400	400
Repairs and Maintenance Total	1,588	366	400	3,650	3,650	3,650
Rentals						
527100 Vehicle Rental	0	257	200	200	200	200
527120 Motor Pool Mileage	233	48	100	400	400	400
527130 Parking	104	44	150	200	200	200
527210 Building Rental Private	3,599	3,689	3,781	0	0	0
527240 Condo Assn Assessments	7,135	6,678	7,283	9,257	9,257	9,257
527300 Equipment Rental	5,425	6,108	6,100	8,000	8,000	8,000
Rentals Total	16,496	16,823	17,614	18,057	18,057	18,057
Miscellaneous						
529110 Mileage Reimbursement	1,844	1,383	1,600	1,650	1,650	1,650
529120 Commercial Travel	249	0	500	500	500	500
529130 Meals	135	303	400	400	400	400
529140 Lodging	2,296	4,009	3,450	5,000	5,000	5,000
529210 Meetings	88	90	200	200	200	200
529220 Conferences	2,429	5,656	4,300	7,500	7,500	7,500
529300 Dues and Memberships	5,337	4,776	5,000	5,100	5,100	5,100
529650 Pre Employment Costs	40	81	0	100	100	100
Miscellaneous Total	12,419	16,298	15,450	20,450	20,450	20,450
Materials and Services Total	114,605	188,172	184,160	213,714	213,714	213,714
Administrative Charges						
611100 County Admin Allocation	12,284	14,950	17,215	15,703	15,703	15,703
611210 Facilities Mgt Allocation	14,959	15,000	17,444	17,693	17,693	17,693
611220 Custodial Allocation	11,614	11,416	13,540	13,631	13,631	13,631
611230 Courier Allocation	415	404	438	486	486	486
611250 Risk Management Allocation	1,762	1,676	2,178	2,305	2,305	2,305

MARION COUNTY FY 2020-21 BUDGET

BY DEPARTMENT

LEGAL

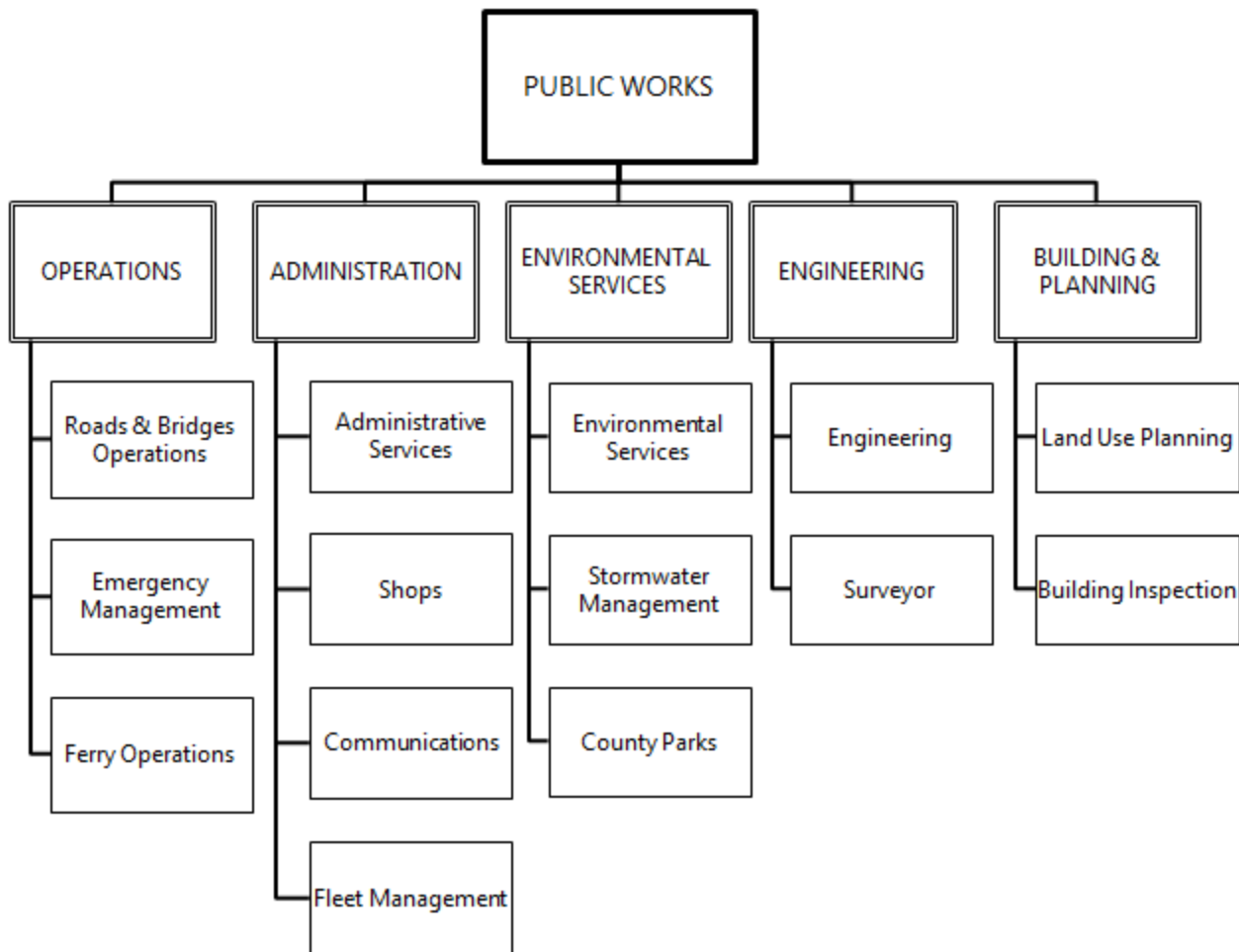
580 - Central Services	Actual FY 17-18	Actual FY 18-19	Budget FY 19-20	Proposed FY 20-21	Approved FY 20-21	Adopted FY 20-21
Administrative Charges						
611255 Benefits Allocation	2,406	2,775	2,870	0	0	0
611260 Human Resources Allocation	8,674	10,590	12,418	16,545	16,545	16,545
611400 Information Tech Allocation	24,817	29,891	37,526	35,515	35,515	35,515
611410 FIMS Allocation	16,759	19,926	18,947	17,129	17,129	17,129
611420 Telecommunications Allocation	2,217	2,230	3,160	5,117	5,117	5,117
611600 Finance Allocation	8,774	10,716	12,345	12,879	12,879	12,879
611800 MCBEE Allocation	293	324	879	2,419	2,419	2,419
612100 IT Equipment Use Charges	2,063	3,674	2,945	4,717	4,717	4,717
614100 Liability Insurance Allocation	4,600	5,600	4,800	5,300	5,300	5,300
614200 WC Insurance Allocation	3,300	3,300	3,300	2,900	2,900	2,900
Administrative Charges Total	114,937	132,472	150,005	152,339	152,339	152,339
Central Services Total	1,564,529	1,636,186	1,812,654	1,831,017	1,831,017	1,831,017
Legal Grand Total	1,818,585	1,882,287	2,896,142	2,979,562	2,979,562	2,979,562

MARION COUNTY FY 2020-21 BUDGET

BY DEPARTMENT

PUBLIC WORKS

PUBLIC WORKS



MISSION STATEMENT

Utilize available resources as efficiently as possible and provide superior customer service that is attentive and engaging and shows the customer they are the reason we are here.

GOALS AND OBJECTIVES

- Goal 1 Provide consistent and timely service to all customers, internal and external.
- Objective 1 Update customer service surveys and survey methods; submit to customer advisory team annually; analyze results and prepare reports.
 - Objective 2 Provide training to staff during safety meetings on the department's mission, vision and strategic values.
 - Objective 3 Provide immediate zoning review of building permits.
 - Objective 4 Continue to streamline the multi-divisional review process for citizens for building permits, roadway improvements, survey plats, septic issues, etc.
 - Objective 5 Maintain a turnaround time of ten days or less for the review of plans that are not complex.
 - Objective 6 Increase the number of structural permits that are reviewed at the counter.

MARION COUNTY FY 2020-21 BUDGET

BY DEPARTMENT

PUBLIC WORKS

- Objective 7 Have sanitarian services available at all times at the permit counter subject to current funding levels.
- Goal 2 Enhance departmental communication and information flow; improve public information and external communication.
- Objective 1 Continue to communicate during monthly safety meetings and Unit 2 meetings, maintain department Intranet and Internet websites, and publish the department newsletter on a quarterly basis.
- Objective 2 Utilize the web and social media to inform customers of department activities.
- Objective 3 Review management priorities regularly through staff meetings, revise as necessary, and communicate these priorities and encourage feedback from all parties concerned.
- Goal 3 Review operational needs and resources over a rolling ten-year period.
- Objective 1 Annual review of optimal organizational size and needed skill levels.
- Objective 2 Train and/or recruit as necessary, balancing staffing needs with the need to retain qualified employees and budget constraints.
- Objective 3 Coordinate with Business Services any remodeling or new construction of facilities for operational efficiency, equipment use and better security.
- Goal 4 Increase and pursue additional funding sources and continue to educate employees and citizens regarding departmental funding sources.
- Objective 1 Support the proposed federal legislation to make the electrical power produced by the Energy-from-Waste Facility considered as renewable.
- Objective 2 Prepare an annual review with the board of commissioners covering department projects and status of the road fund.
- Goal 5 Improve overall condition of road surfaces.
- Objective 1 Increase the number of road miles receiving surface treatments through development and management of a surface management plan that provides the best balance of treatments between chip seals, patching, milling and resurfacing.
- Goal 6 Create a self-sustaining ferry operations program.
- Objective 1 Review the ferry program in total including the operational needs of both ferries, the ridership of each, and the fees necessary to be self-sustaining.
- Objective 2 Review operating schedules and hours to best serve the communities.
- Goal 7 Maintain a high level of recycling in the county for a cleaner environment.
- Objective 1 Continue the focus of reducing the amount of mercury disposed in the waste stream in order to further reduce toxic metals at the Energy-from-Waste Facility.
- Objective 2 Increase the annual countywide waste recovery rate.
- Objective 3 Reduce the amount of yard waste disposed of in the waste stream.
- Objective 4 Continually review emissions from the Energy-from-Waste Facility and reduce whenever feasible.
- Objective 5 Develop a plan to manage Oregon Department of Environmental Quality requirements while increasing the recycling rate.
- Goal 8 Continue toward a more paperless environment with increased access to records and information.
- Objective 1 Archive files to county LaserFiche program, convert all paper documents to LaserFiche and begin scanning current files for electronic access.

MARION COUNTY FY 2020-21 BUDGET

BY DEPARTMENT

PUBLIC WORKS

Goal 9 Complete state-mandated tasks.

Objective 1 Continue coordination with individual smaller cities on new 2030 forecasts to update comprehensive plans, justify proposals for Urban Growth Boundary amendments and meet future 20-year planning horizons.

Objective 2 Prepare a master plan for Emergency Management that sets short and long term operational goals.

Goal 10 Continue to streamline the review process for citizens with other agencies/departments on building permits, roadway improvements, survey plats, septic issues, survey reviews, etc.

Objective 1 Issue land use decisions within 30 days or less in at least 90% of cases.

Objective 2 Review survey fees for adequacy and review funding mechanism for all personnel.

MARION COUNTY FY 2020-21 BUDGET

BY DEPARTMENT

PUBLIC WORKS

DEPARTMENT OVERVIEW

The Public Works Department is comprised of fourteen programs that provide a variety of services from road maintenance and solid waste management to issuing building permits and providing the safest and best maintained transportation system possible with the resources available.

The department provides for the designing of new facilities (roads, bridges, etc.); maintaining county paved and gravel roads, bridges and drainage systems and operation of two ferries; responding to emergency conditions; providing parks services; contracting service district operations; managing solid waste and recycling services and education; stormwater management; issuing building permits and providing inspections; and performing countywide planning functions. These activities are managed by the Engineering, Operations, Environmental Services, and Building and Planning divisions of Public Works.

The Administration Division provides the necessary support to implement contracts and to provide financial services; county pool car services, county fleet operations, facility support, management of four service districts and one lighting district and provision of the administrative work of the department.

MARION COUNTY FY 2020-21 BUDGET

BY DEPARTMENT

PUBLIC WORKS

RESOURCE AND REQUIREMENT SUMMARY

Public Works	FY 17-18 ACTUAL	FY 18-19 ACTUAL	FY 19-20 BUDGET	FY 20-21 ADOPTED	+/- %
RESOURCES					
Taxes	389,749	414,299	400,000	400,000	0.0%
Licenses and Permits	3,431,739	4,192,913	3,390,500	3,678,305	8.5%
Intergovernmental Federal	2,415,404	1,868,948	9,385,375	8,161,296	-13.0%
Intergovernmental State	23,752,766	28,241,339	26,139,950	26,037,315	-0.4%
Charges for Services	32,800,283	33,642,980	33,866,790	36,242,631	7.0%
Fines and Forfeitures	11,937	11,332	15,000	15,000	0.0%
Interest	467,938	780,242	533,081	771,000	44.6%
Other Revenues	87,142	126,683	369,993	7,500	-98.0%
General Fund Transfers	771,489	901,628	1,275,918	1,043,664	-18.2%
Other Fund Transfers	346,878	620,305	863,786	562,125	-34.9%
Settlements	31,218	115,203	0	0	n.a.
Net Working Capital	44,721,404	51,340,636	58,504,724	55,612,299	-4.9%
TOTAL RESOURCES	109,227,947	122,256,509	134,745,117	132,531,135	-1.6%
REQUIREMENTS					
Personnel Services					
Salaries and Wages	11,529,399	12,392,296	14,759,126	14,987,716	1.5%
Fringe Benefits	6,642,956	7,204,640	9,152,731	9,332,535	2.0%
Total Personnel Services	18,172,355	19,596,935	23,911,857	24,320,251	1.7%
Materials and Services					
Supplies	737,770	798,058	831,396	833,312	0.2%
Materials	3,572,569	3,649,950	4,146,147	4,448,105	7.3%
Communications	151,986	185,811	787,354	588,917	-25.2%
Utilities	318,618	327,145	398,489	355,892	-10.7%
Contracted Services	19,525,027	21,158,464	23,706,919	25,195,378	6.3%
Repairs and Maintenance	1,002,095	1,133,859	1,280,889	1,177,950	-8.0%
Rentals	601,655	556,635	597,171	632,099	5.8%
Insurance	40,970	41,012	34,500	35,180	2.0%
Miscellaneous	572,575	528,709	740,047	778,680	5.2%
Total Materials and Services	26,523,266	28,379,642	32,522,912	34,045,513	4.7%
Administrative Charges	4,169,135	4,589,364	5,494,701	5,546,645	0.9%
Capital Outlay	8,920,925	10,937,327	24,709,944	24,263,640	-1.8%
Debt Service Principal	85,000	85,000	340,000	0	-100.0%
Debt Service Interest	6,630	9,563	3,202	0	-100.0%
Special Payments	0	40,984	0	0	n.a.
Transfers Out	10,000	112,969	222,492	70,875	-68.1%
Contingency	0	0	12,314,032	11,714,609	-4.9%
Ending Fund Balance	0	0	35,225,977	32,569,602	-7.5%
TOTAL REQUIREMENTS	57,887,311	63,751,784	134,745,117	132,531,135	-1.6%
FTE	207.00	224.30	226.30	225.30	-0.4%

MARION COUNTY FY 2020-21 BUDGET

BY DEPARTMENT

PUBLIC WORKS

Fund Name	FUNDS				% of Total
	FY 17-18 ACTUAL	FY 18-19 ACTUAL	FY 19-20 BUDGET	FY 20-21 ADOPTED	
RESOURCES					
FND 130 Public Works	56,369,697	62,225,576	70,965,119	64,279,786	48.5%
FND 305 Land Use Planning	951,570	1,025,715	1,222,239	1,121,580	0.8%
FND 310 Parks	1,032,777	1,079,117	1,029,939	1,225,985	0.9%
FND 320 Surveyor	2,554,796	2,827,440	3,000,629	3,404,715	2.6%
FND 330 Building Inspection	5,999,624	7,386,271	7,771,629	7,983,659	6.0%
FND 510 Environmental Services	37,040,631	41,767,024	44,354,208	49,003,706	37.0%
FND 515 Stormwater Management	1,729,482	1,967,445	2,175,246	2,336,453	1.8%
FND 595 Fleet Management	3,549,369	3,977,923	4,226,108	3,175,251	2.4%
TOTAL RESOURCES	109,227,947	122,256,509	134,745,117	132,531,135	100.0%
REQUIREMENTS					
FND 130 Public Works	28,176,731	31,059,850	70,965,119	64,279,786	48.5%
FND 305 Land Use Planning	951,570	1,025,715	1,222,239	1,121,580	0.8%
FND 310 Parks	576,659	643,542	1,029,939	1,225,985	0.9%
FND 320 Surveyor	446,662	485,819	3,000,629	3,404,715	2.6%
FND 330 Building Inspection	2,618,239	2,854,641	7,771,629	7,983,659	6.0%
FND 510 Environmental Services	22,446,726	25,007,594	44,354,208	49,003,706	37.0%
FND 515 Stormwater Management	761,795	893,565	2,175,246	2,336,453	1.8%
FND 595 Fleet Management	1,908,928	1,781,058	4,226,108	3,175,251	2.4%
TOTAL REQUIREMENTS	57,887,311	63,751,784	134,745,117	132,531,135	100.0%

MARION COUNTY FY 2020-21 BUDGET

BY DEPARTMENT

PUBLIC WORKS

PROGRAMS

	FY 17-18 ACTUAL	FY 18-19 ACTUAL	FY 19-20 BUDGET	FY 20-21 ADOPTED	+/- %
RESOURCES					
Roads and Bridges Operations	1,434,060	10,567,136	14,814,626	15,523,047	4.8%
Emergency Management	494,445	655,402	751,412	764,232	1.7%
Ferry Operations	860,114	1,254,481	2,218,713	1,698,629	-23.4%
PW Administrative Services	48,701,945	33,244,176	23,099,188	15,374,105	-33.4%
Shops	1,278,832	3,576,868	3,451,924	3,166,309	-8.3%
Communications	41,904	591,593	1,886,463	1,392,334	-26.2%
Fleet Management	3,549,369	3,977,923	4,226,108	3,175,251	-24.9%
Environmental Services	37,040,631	41,767,024	44,354,208	49,003,706	10.5%
Stormwater Management	1,729,482	1,967,445	2,175,246	2,336,453	7.4%
County Parks	1,032,777	1,079,117	1,029,939	1,225,985	19.0%
Engineering	3,558,397	12,335,920	24,742,793	26,361,130	6.5%
Surveyor	2,554,796	2,827,440	3,000,629	3,404,715	13.5%
Land Use Planning	951,570	1,025,715	1,222,239	1,121,580	-8.2%
Building Inspection	5,999,624	7,386,271	7,771,629	7,983,659	2.7%
TOTAL RESOURCES	109,227,947	122,256,509	134,745,117	132,531,135	-1.6%
REQUIREMENTS					
Roads and Bridges Operations	10,549,602	10,567,136	14,814,626	15,523,047	4.8%
Emergency Management	850,400	655,402	751,412	764,232	1.7%
Ferry Operations	977,913	1,254,481	2,218,713	1,698,629	-23.4%
PW Administrative Services	2,497,125	2,078,451	23,099,188	15,374,105	-33.4%
Shops	3,534,199	3,576,868	3,451,924	3,166,309	-8.3%
Communications	529,766	591,593	1,886,463	1,392,334	-26.2%
Fleet Management	1,908,928	1,781,058	4,226,108	3,175,251	-24.9%
Environmental Services	22,446,726	25,007,594	44,354,208	49,003,706	10.5%
Stormwater Management	761,795	893,565	2,175,246	2,336,453	7.4%
County Parks	576,659	643,542	1,029,939	1,225,985	19.0%
Engineering	9,237,725	12,335,920	24,742,793	26,361,130	6.5%
Surveyor	446,662	485,819	3,000,629	3,404,715	13.5%
Land Use Planning	951,570	1,025,715	1,222,239	1,121,580	-8.2%
Building Inspection	2,618,239	2,854,641	7,771,629	7,983,659	2.7%
TOTAL REQUIREMENTS	57,887,311	63,751,784	134,745,117	132,531,135	-1.6%

MARION COUNTY FY 2020-21 BUDGET

BY DEPARTMENT

PUBLIC WORKS

Roads and Bridges Operations Program

- Performs general maintenance on county paved and gravel roads.
- Performs traffic signing and pavement markings.
- Performs bridge and drainage maintenance through bridge rehabilitation and culvert replacement.
- Controls roadside vegetation in accordance with best vegetation management practices.
- Performs annual chip seal and crack sealing programs.
- Provides emergency road operations covering mild flooding, snow, and ice control.

Program Summary

Public Works

Program: Roads and Bridges Operations

	FY 17-18 ACTUAL	FY 18-19 ACTUAL	FY 19-20 BUDGET	FY 20-21 ADOPTED	+/- %
RESOURCES					
Intergovernmental Federal	878,841	781,784	585,000	1,290,525	120.6%
Intergovernmental State	369	9,216,450	10,204,624	8,507,971	-16.6%
Charges for Services	532,146	487,882	335,000	404,555	20.8%
Admin Cost Recovery	2,582	5,559	1,700	1,500	-11.8%
Fines and Forfeitures	11,937	11,332	15,000	15,000	0.0%
Interest	378	0	0	0	n.a.
Other Revenues	(23,410)	15,435	7,500	7,500	0.0%
Settlements	31,218	48,694	0	0	n.a.
Net Working Capital	0	0	3,665,802	5,295,996	44.5%
TOTAL RESOURCES	1,434,060	10,567,136	14,814,626	15,523,047	4.8%
REQUIREMENTS					
Personnel Services	5,535,135	5,573,193	6,599,930	6,914,825	4.8%
Materials and Services	4,015,032	3,880,380	5,044,579	5,458,787	8.2%
Administrative Charges	913,583	1,031,737	1,776,767	1,686,775	-5.1%
Capital Outlay	85,852	49,199	57,350	62,660	9.3%
Transfers Out	0	32,628	10,916	70,875	549.3%
Contingency	0	0	1,325,084	1,329,125	0.3%
TOTAL REQUIREMENTS	10,549,602	10,567,136	14,814,626	15,523,047	4.8%
FTE	60.35	65.80	65.70	65.90	0.3%

FTE By Position Title By Program

Program: Roads and Bridges Operations	
Position Title	FTE
Crew Leader	6.00
Environmental Specialist	1.00
Ferry Operator Relief	5.00
Maintenance Worker	9.90
Medium Equipment Operator	36.00
PW Operations Division Mgr	1.00
Road Operations Supervisor	6.00

MARION COUNTY FY 2020-21 BUDGET

BY DEPARTMENT

PUBLIC WORKS

Program: Roads and Bridges Operations	
Position Title	FTE
Weighmaster	1.00
Program Roads and Bridges Operations FTE Total:	65.90

- The count does not include an increase of 0.13 FTE for a total of 16.00 FTE of temporary positions (seasonal) that are budgeted.

FTE Changes

FTE is increasing 0.20 due to changing the allocation of the Relief Ferry Operator to align with duties performed for the Roads and Bridges Program and the Ferry Program.

Roads and Bridges Operations Program Budget Justification

RESOURCES

Resources for the Roads and Bridges Operations Program consist of gas tax, charges for striping services, and general road maintenance services.

Intergovernmental Federal revenue is increasing \$706,000 based on approved Secure Rural Schools funding.

Charges for Services is increasing \$70,000 due to traffic bead and paint price increases for striping services billed to local cities and counties.

REQUIREMENTS

Personnel Services increases of \$315,000 can be attributed to the PERS expense for temporary workers, the FTE increase previously mentioned, annual step increases, a COLA, and fringe benefit cost increases.

Materials and Services is increasing \$414,000 and is attributed to the following primary reasons:

- (1) Gasoline - increase of \$24,000 - based on FY 2019-20 trends.
- (2) Diesel - increase of \$39,000 - based on FY 2019-20 trends.
- (3) Safety equipment - increase of \$10,000 - cones, barricades, and sign replacements.
- (4) Paint - increase of \$341,000 - paint price increases of 17% and traffic bead price increase of 53%.

Transfers Out is to the Fleet Management Program for two additional vehicles that will replace two maintenance class vehicles that are being utilized year round with approximately 10,000 miles per year.

Capital Outlay for FY 2020-21 is for the treatment of concrete bridge decks with a polymer overlay for \$62,660. This is the fourth year of a seven-year program.

MARION COUNTY FY 2020-21 BUDGET
BY DEPARTMENT
PUBLIC WORKS

Emergency Management Program

- Prepares emergency operation plans for the county.
- Prepares and runs disaster exercises.
- Coordinates with other county and state agencies on emergency preparedness.
- Educates the public about emergency preparedness through fairs and other events.
- Sets up the Emergency Operations Center and responds to actual emergencies.

Program Summary

Public Works	Program: Emergency Management				
	FY 17-18 ACTUAL	FY 18-19 ACTUAL	FY 19-20 BUDGET	FY 20-21 ADOPTED	+/- %
RESOURCES					
Intergovernmental Federal	342,397	228,346	208,605	217,250	4.1%
Intergovernmental State	0	367,935	336,046	336,046	0.0%
Charges for Services	2,278	4	0	0	n.a.
Other Revenues	3,984	3,120	5,000	0	-100.0%
General Fund Transfers	145,786	62,428	201,761	210,936	4.5%
Other Fund Transfers	0	(6,431)	0	0	n.a.
TOTAL RESOURCES	494,445	655,402	751,412	764,232	1.7%
REQUIREMENTS					
Personnel Services	448,564	388,343	461,083	477,229	3.5%
Materials and Services	316,113	182,878	201,391	173,107	-14.0%
Administrative Charges	61,965	84,181	78,449	70,896	-9.6%
Capital Outlay	18,759	0	0	0	n.a.
Transfers Out	5,000	0	0	0	n.a.
Contingency	0	0	10,489	43,000	310.0%
TOTAL REQUIREMENTS	850,400	655,402	751,412	764,232	1.7%
FTE	3.75	3.75	4.00	4.00	0.0%

FTE By Position Title By Program

Program: Emergency Management	
Position Title	FTE
County Emergency Manager	1.00
Emergency Preparedness Coordinator	1.00
Program Coordinator 1	2.00
Program Emergency Management FTE Total:	4.00

FTE Changes

FTE remains unchanged.

MARION COUNTY FY 2020-21 BUDGET

BY DEPARTMENT

PUBLIC WORKS

Emergency Management Program Budget Justification

RESOURCES

Resources for the Emergency Management Program consist primarily of gas tax revenue and grant revenues, including the Oregon Emergency Management Program Grant, the State Homeland Security Program Grant and the Hazardous Material Emergency Preparedness Grant.

Total Intergovernmental Federal revenues are increasing \$8,645. The four grants anticipated for FY 2020-21 include:

- (1) Oregon Emergency Management Program Grant - \$160,000 - no change from FY 2019-20.
- (2) Hazardous Materials Emergency Preparedness Grant - \$12,000 - decrease of \$1,000 from FY 2019-20.
- (3) State Homeland Security Program Grant - \$28,250 - decrease of \$7,355 from FY 2019-20.
- (4) Oregon Health Authority AmeriCorps Vista Grant - \$17,000 - new grant to focus on access and functional need populations.

General Fund Transfers of \$210,936 consists of the following:

- (1) Personnel Services costs for Emergency Preparedness Coordinator - \$108,759
- (2) Emergency Management Program support - \$102,177

REQUIREMENTS

Personnel Services increases are attributed to premium pay costs for potential emergency operations center activation, COLA, annual step increases and fringe benefit cost increases.

Materials and Services is decreasing \$28,000 due to reduced need of contracted services as some grants have not been authorized for FY 2020-21.

No Capital Outlay is planned for FY 2020-21.

MARION COUNTY FY 2020-21 BUDGET

BY DEPARTMENT

PUBLIC WORKS

Ferry Operations Program

- Maintains and operates ferry boats at two locations on the Willamette River.
- Safely transports over 300,000 vehicles per year across the Willamette River.

Program Summary

Public Works	Program: Ferry Operations				+/- %
	FY 17-18 ACTUAL	FY 18-19 ACTUAL	FY 19-20 BUDGET	FY 20-21 ADOPTED	
RESOURCES					
Intergovernmental Federal	28,333	148,126	667,500	376,250	-43.6%
Intergovernmental State	132,221	395,435	794,713	636,210	-19.9%
Charges for Services	699,180	710,478	756,500	686,169	-9.3%
Other Revenues	380	442	0	0	n.a.
TOTAL RESOURCES	860,114	1,254,481	2,218,713	1,698,629	-23.4%
REQUIREMENTS					
Personnel Services	667,965	806,152	843,662	793,020	-6.0%
Materials and Services	162,630	254,963	184,905	200,847	8.6%
Administrative Charges	114,820	141,890	152,721	130,512	-14.5%
Capital Outlay	32,498	51,476	835,725	426,250	-49.0%
Contingency	0	0	201,700	148,000	-26.6%
TOTAL REQUIREMENTS	977,913	1,254,481	2,218,713	1,698,629	-23.4%
FTE	8.30	9.20	9.30	9.10	-2.2%

FTE By Position Title By Program

Program: Ferry Operations	
Position Title	FTE
Crew Leader	1.00
Ferry Operator	5.00
Ferry Operator Relief	1.00
Maintenance Worker	2.10
Program Ferry Operations FTE Total:	9.10

- No temporary workers requested for FY 2020-21.

FTE Changes

FTE is decreasing 0.20 for a Ferry Relief Operator, changing the allocation from the Ferry Program in order to align with duties performed for Roads and Bridges Program.

MARION COUNTY FY 2020-21 BUDGET

BY DEPARTMENT

PUBLIC WORKS

Ferry Operations Program Budget Justification

RESOURCES

Resources for the Ferry Program consist of gas tax, federal ferry boat grants, toll fees recorded in Charges for Services, and partial reimbursement of net expenses by the Oregon Department of Transportation for the Buena Vista Ferry and from Yamhill County for the Wheatland Ferry.

Intergovernmental Federal revenue is inclusive of a multi-year federal ferry boat grant for public information signs, parts for the ferries, and improvements at the ferry landings. The decrease in federal revenue is based on planned expenditures for FY 2020-21.

Charges for Services is decreasing \$69,000 based on estimated ridership decline due to COVID-19.

REQUIREMENTS

Personnel Services decreases are attributed to the 0.20 FTE decrease previously mentioned.

Material and Services is increasing \$16,000 primarily due to the additional expenses related to the scheduled haul out of the Buena Vista Ferry, which occurs once every five years.

Capital Outlay for FY 2020-21 consists of the following:

- (1) Buena Vista Ferry - Phase 2 - Install 11 wireless message signs reflecting current operation of ferry - \$28,000
- (2) Buena Vista Ferry - Phase 3 - Design and construct east concrete ramp extension - \$71,750
- (3) Wheatland Ferry - Phase 2 - Install 7 wireless message signs reflecting current operation of ferry - \$22,500
- (4) Wheatland Ferry - Phase 3 - Construct east and west side ramp extensions - \$304,000

MARION COUNTY FY 2020-21 BUDGET

BY DEPARTMENT

PUBLIC WORKS

PW Administrative Services Program

- Performs all accounting functions and contract processing.
- Provides all clerical support to the department.
- Supports operation of four service districts and one lighting district.
- Provides facility services for all Public Works campuses.
- Coordinates information technology projects for the department.
- Provides countywide dispatching.
- Provides recruitment and human resources support for the department.

Program Summary

Public Works

Program: PW Administrative Services

	FY 17-18 ACTUAL	FY 18-19 ACTUAL	FY 19-20 BUDGET	FY 20-21 ADOPTED	+/- %
RESOURCES					
Intergovernmental Federal	12,520	14,348	12,520	14,348	14.6%
Intergovernmental State	21,541,933	4,246,143	0	0	n.a.
Charges for Services	887,176	943,385	796,345	1,535,678	92.8%
Admin Cost Recovery	(551,555)	(704,775)	(664,000)	(642,100)	-3.3%
Interest	258,069	406,790	282,431	342,000	21.1%
Other Revenues	102,703	102,373	357,143	0	-100.0%
General Fund Transfers	4,000	4,000	0	0	n.a.
Other Fund Transfers	0	38,946	0	0	n.a.
Net Working Capital	26,447,099	28,192,966	22,314,749	14,124,179	-36.7%
TOTAL RESOURCES	48,701,945	33,244,176	23,099,188	15,374,105	-33.4%
REQUIREMENTS					
Personnel Services	1,621,909	1,620,520	1,847,295	2,558,285	38.5%
Materials and Services	325,832	402,712	630,235	626,993	-0.5%
Administrative Charges	71,215	9,336	180,284	262,393	45.5%
Capital Outlay	478,169	45,882	1,856,720	385,000	-79.3%
Contingency	0	0	356,555	513,000	43.9%
Ending Fund Balance	0	0	18,228,099	11,028,434	-39.5%
TOTAL REQUIREMENTS	2,497,125	2,078,451	23,099,188	15,374,105	-33.4%
FTE	21.62	20.88	18.88	24.90	31.9%

FTE By Position Title By Program

Program: PW Administrative Services	
Position Title	FTE
Accounting Specialist	3.00
Administration Division Manager	1.00
Administrative Assistant (Confidential) (Biling)	1.00
Administrative Assistant (WC)	1.00
Contracts Specialist	1.00
Deputy Director	1.00
Dispatch Center Coordinator	2.00

MARION COUNTY FY 2020-21 BUDGET
BY DEPARTMENT
PUBLIC WORKS

Program: PW Administrative Services	
Position Title	FTE
Management Analyst 1	2.90
Managerial Accountant	1.00
Office Manager Sr	1.00
Office Specialist 2	3.00
Office Specialist 3	2.00
Office Specialist 3 (Bilingual)	1.00
Office Specialist 4	1.00
Program Coordinator 1	1.00
Public Works Director	1.00
Safety Specialist	1.00
Program PW Administrative Services FTE Total:	24.90

- The count does not include 0.10 FTE for a temporary on-call Office Specialist 3 that supports front desk and dispatch services.

FTE Changes

Administrative Services Program budget is increasing 6.02 FTE for a change in the department's internal allocation for administrative, accounting and safety services provided to other programs within the department. This results in the following changes:

- (1) Increase - Office Specialist 2 - 0.92 FTE
- (2) Increase - Dispatch Coordinator - 0.12 FTE
- (3) Increase - Public Works Director - 0.25 FTE
- (4) Increase - Management Analyst 1 - 0.90 FTE
- (5) Increase - Senior Office Manager - 0.31 FTE
- (6) Increase - Administrative Assistant - 0.31 FTE
- (7) Increase - Safety Specialist - 0.21 FTE
- (8) Increase - Management Analyst 1 - 1.00 FTE
- (9) Increase - Accounting Specialist - 1.00 FTE
- (10) Add - Deputy Director - 1.00 FTE - replaces Management Analyst 2 from Communications Program

PW Administrative Services Program Budget Justification

RESOURCES

Resources for the Administrative program consists of System Development Charges, Interest for the Public Works Fund, administrative services to various funds within the department and to the four service districts, and property leases for storage of containers at the Aumsville property and the cell tower at the main Public Works campus.

Charges for Services increase of \$739,000 is due to a change in administration allocations, whereas all internal department administration, accounting, and safety services are paid out of the Administration Program and subsequently billed to programs within the Public Works Department.

Other Revenues decrease of \$357,000 is for a loan to the Environmental Services Program that was paid in full in FY 2019-20.

Admin Cost Recovery revenues are used to provide a more complete accounting of project costs within the Public Works Fund. The Public Works Fund is utilizing administration charge accounts to allocate the cost of internal labor and equipment usage with matching cost recovery amounts recorded in the originating programs and services. Negative amounts are recorded in the PW Administrative Services program to offset the internal revenues and expenditures, so that this accounting mechanism has a net zero effect on the fund as a whole.

MARION COUNTY FY 2020-21 BUDGET

BY DEPARTMENT

PUBLIC WORKS

REQUIREMENTS

Personnel Services increases are attributed to the 6.02 FTE increase previously mentioned, annual step increases, COLA, and fringe benefit cost increases.

Materials and Services is decreasing slightly, but has several changes from prior year and include the following:

- (1) Consulting services - increase of \$50,000 for information technology plan offset by lower than anticipated costs for our job hazard analysis services.
- (2) Training - decrease of \$60,000 for phase 2 of Idea Learning culture training, which is lower than phase 1's expenses in FY 2019-20.
- (3) Pre employment costs - increase of \$8,000 is for department-wide pre-employment expenses paid from the Administration Program and billed out as a service to Public Works Programs.

Capital Outlay for FY 2020-21 is for the Salem campus - stormwater pond upgrade - \$385,000

MARION COUNTY FY 2020-21 BUDGET

BY DEPARTMENT

PUBLIC WORKS

Shops Program

- Purchases and maintains all heavy equipment for the department.
- Maintains county pool car and light duty fleet, including the Sheriff's Office, Public Works and Health and Human Services vehicles.

Program Summary

Public Works					Program: Shops
	FY 17-18 ACTUAL	FY 18-19 ACTUAL	FY 19-20 BUDGET	FY 20-21 ADOPTED	+/- %
RESOURCES					
Intergovernmental State	0	2,316,661	1,560,874	2,123,759	36.1%
Charges for Services	747,684	654,116	795,300	470,300	-40.9%
Admin Cost Recovery	528,673	581,844	612,300	572,250	-6.5%
Other Revenues	2,475	0	0	0	n.a.
Settlements	0	24,248	0	0	n.a.
Net Working Capital	0	0	483,450	0	-100.0%
TOTAL RESOURCES	1,278,832	3,576,868	3,451,924	3,166,309	-8.3%
REQUIREMENTS					
Personnel Services	1,046,001	1,189,045	1,299,007	1,343,385	3.4%
Materials and Services	771,118	853,710	352,066	277,890	-21.1%
Administrative Charges	641,114	737,862	231,659	237,478	2.5%
Capital Outlay	1,075,965	796,250	1,257,242	1,048,566	-16.6%
Contingency	0	0	311,950	258,990	-17.0%
TOTAL REQUIREMENTS	3,534,199	3,576,868	3,451,924	3,166,309	-8.3%
FTE	14.00	14.00	14.00	14.00	0.0%

FTE By Position Title By Program

Program: Shops	
Position Title	FTE
Fleet Shop Supervisor	1.00
Fleet Specialist	1.00
Mechanic	8.00
Mechanic-Sr	1.00
Parts Specialist	2.00
Public Works Aide	1.00
Program Shops FTE Total:	14.00

FTE Changes

FTE remains unchanged.

MARION COUNTY FY 2020-21 BUDGET

BY DEPARTMENT

PUBLIC WORKS

Shops Program Budget Justification

RESOURCES

Resources for the Shops Program consist of gas tax and Charges for Services provided to other county departments for maintenance services of vehicles and equipment.

The decrease of \$325,000 in Charges for Services is based on current trends for maintenance services on fleet vehicles and no longer selling fuel to Marion County Fire District #1.

Admin Cost recovery is used to allocate services of labor and equipment to the various programs within the Public Works Roads Fund. The decrease of \$40,000 is based on current trends.

REQUIREMENTS

Personnel Services increases are attributed to annual step increases, COLA, and fringe benefit cost increases.

Materials and Services is decreasing \$75,000 due to diesel fuel no longer being sold to Marion County Fire District #1.

Capital Outlay in FY 2020-21 consists of the following:

- (1) Replacement - Anti-icing storage tank - \$14,595
- (2) Replacement - Class 8 dump truck - \$223,700
- (3) Replacement - Class 8 dump truck - \$223,700
- (4) Replacement - Fleet lube truck - \$157,500
- (5) Replacement - Herbicide truck - \$186,900
- (6) New - Four post drive vehicle lift - \$19,698
- (7) New - Hydraulic hose press system - \$6,825
- (8) New - Reader board - \$13,125
- (9) New - Tire changing machine - \$7,905
- (10) New - Automatic grade controls for asphalt patcher - \$16,800
- (11) New - Brake lathe system - \$27,808
- (12) New - Portable Containment for ant-icing tanker - \$6,510
- (13) Carry-over - Tracked skid steer loader - \$83,500
- (14) Carry-over - Portable fall arrest system - \$20,000
- (15) Carry-over - 16 foot flat bed with skids - \$16,800
- (16) Carry-over - Brush cutter attachment for skid steer loader - \$15,800
- (17) Carry-over - Trailer for skid steer loader - \$7,400

MARION COUNTY FY 2020-21 BUDGET

BY DEPARTMENT

PUBLIC WORKS

Communications Program

- Supports all radio communication and microwave systems in the county.
- Maintains radio communication tower equipment.
- Installs required radio equipment in county fleet vehicles.

Program Summary

Public Works	Program: Communications				+/- %
	FY 17-18 ACTUAL	FY 18-19 ACTUAL	FY 19-20 BUDGET	FY 20-21 ADOPTED	
RESOURCES					
Intergovernmental State	0	361,720	1,198,889	1,207,984	0.8%
Charges for Services	21,603	33,395	21,000	116,000	452.4%
Admin Cost Recovery	20,301	117,372	50,000	68,350	36.7%
General Fund Transfers	0	79,106	200,000	0	-100.0%
Net Working Capital	0	0	416,574	0	-100.0%
TOTAL RESOURCES	41,904	591,593	1,886,463	1,392,334	-26.2%
REQUIREMENTS					
Personnel Services	319,121	293,238	429,102	308,308	-28.2%
Materials and Services	96,453	149,593	770,060	898,811	16.7%
Administrative Charges	98,080	143,060	98,867	75,215	-23.9%
Capital Outlay	16,113	5,702	430,884	0	-100.0%
Transfers Out	0	0	42,350	0	-100.0%
Contingency	0	0	115,200	110,000	-4.5%
TOTAL REQUIREMENTS	529,766	591,593	1,886,463	1,392,334	-26.2%
FTE	4.25	4.25	4.00	3.00	-25.0%

FTE By Position Title By Program

Program: Communications	
Position Title	FTE
Electronics Technician 1 - Communications	2.00
Electronics Technician 2	1.00
Program Communications FTE Total:	3.00

FTE Changes

FTE is decreasing 1.00 for the deletion of the Management Analyst 2 position.

Communications Program Budget Justification

RESOURCES

Resources for the Communications Program consist of gas tax and Charges for Services rendered to county departments.

Charges for Services increase of \$95,000 is due to maintenance cost sharing of the tower sites with the Sheriff's Office and increased services to the Fleet Management Program.

Admin Cost Recovery is related to services rendered for internal, Public Works Fund, radio communication services.

MARION COUNTY FY 2020-21 BUDGET

BY DEPARTMENT

PUBLIC WORKS

REQUIREMENTS

Personnel Services decreases are attributed to the FTE decrease previously mentioned, and a decrease in several steps for a vacant Electronics Tech 1 position.

Materials and Services is increasing \$129,000 added in FY 2020-21 in Communications and \$129,000 in Engineering Services and is attributed to the following primary reasons:

(1) Engineering Services - Increase of \$200,000 - engineering services for county-wide radio system plan, which is a shared expense with the General Fund.

(2) Radios and Accessories - decrease of \$25,000 - less roads equipment needing radio replacements, as they are being replaced as new equipment is being purchased.

(3) Other Contract Services - decrease of \$19,000 - less general maintenance contracted services for communication sites.

(4) Supplies - decrease of \$20,000 - anticipated decrease in supplies for repair work at each of the communication sites.

(5) Materials - decrease of \$9,000 - one-time purchases of tough book computers not repeating, less batteries and small tools are needed, which is offset by a need to replace river gauges accounted for in small departmental equipment.

(6) Repairs and maintenance - increase of \$3,000 for 3rd party radio maintenance services.

MARION COUNTY FY 2020-21 BUDGET

BY DEPARTMENT

PUBLIC WORKS

Fleet Management Program

- Manages the county pool vehicle fleet of 24 vehicles.
- Manages the 289 vehicle consolidated light duty fleet for the county.
- Purchases all on-road licensed vehicles for the county.

Program Summary

Public Works	Program: Fleet Management				
	FY 17-18 ACTUAL	FY 18-19 ACTUAL	FY 19-20 BUDGET	FY 20-21 ADOPTED	+/- %
RESOURCES					
Charges for Services	1,862,776	1,946,920	1,703,712	2,089,309	22.6%
General Fund Transfers	0	56,346	0	32,700	n.a.
Other Fund Transfers	0	293,473	325,532	112,875	-65.3%
Settlements	0	40,743	0	0	n.a.
Net Working Capital	1,686,593	1,640,441	2,196,864	940,367	-57.2%
TOTAL RESOURCES	3,549,369	3,977,923	4,226,108	3,175,251	-24.9%
REQUIREMENTS					
Materials and Services	490,293	536,912	781,850	598,740	-23.4%
Administrative Charges	43,177	39,780	50,344	61,602	22.4%
Capital Outlay	1,375,458	1,204,367	2,393,055	1,609,338	-32.7%
Contingency	0	0	322,430	317,500	-1.5%
Ending Fund Balance	0	0	678,429	588,071	-13.3%
TOTAL REQUIREMENTS	1,908,928	1,781,058	4,226,108	3,175,251	-24.9%

Fleet Management Program Budget Justification

RESOURCES

Resources for the Consolidated Fleet Program come from vehicle lease revenues charged to the departments that utilize light duty vehicles, revenues for the use of pool vehicles and surplus revenues for the sale of used vehicles. Pool vehicles usage is charged on a per mile basis, currently \$0.40 per mile, and includes fuel expenses. The lease rate for consolidated fleet vehicles is a maintained rate, but all programs purchase their own fuel.

Charges for Services increase of \$386,000 consist of the following:

- (1) Fleet rental increase of \$165,000 due to an increase in the number of vehicles in the program, increases in the overall cost to replace and outfit vehicles, and additional radios being installed into the Sheriff's Office vehicles.
- (2) Sale of capital assets increase of \$221,000 is due to a larger than average replacement in FY 2019-20, which will result in increased revenue for FY 2020-21.

General Fund Transfers is for adding one District Attorney's Medical Examiner vehicle.

Other Fund Transfers decrease of \$213,000 is for less vehicles being added to the fleet program and average vehicle cost is lower, based on the type of vehicles being purchased.

MARION COUNTY FY 2020-21 BUDGET

BY DEPARTMENT

PUBLIC WORKS

REQUIREMENTS

Materials and Services decrease of \$183,000 is due to the FY 2019-20 mobile radio purchases for Sheriff's Office vehicles that won't repeat in FY 2020-21.

Capital Outlay in FY 2020-21 consists of the following:

- (1) Replace - 40 light duty fleet vehicles - \$1,463,763
- (2) New - 2 vehicles for the Health Department - \$42,000
- (3) New - 2 vehicles for the Roads and Bridges Program - \$70,875
- (4) New - 1 vehicle for the District Attorney Medical Examiner - \$32,700

MARION COUNTY FY 2020-21 BUDGET

BY DEPARTMENT

PUBLIC WORKS

Environmental Services Program

- Manages waste flow and disposal for Marion County.
- Operates two transfer stations.
- Produces the informational, semi-annual publication "Waste Matters."
- Conducts Master Recycler classes and business focused EarthWISE program.
- Educates the public about recycling using television, radio, and print advertising.
- Operates the Brown's Island construction demolition debris landfill site.

Program Summary

Public Works	Program: Environmental Services				
	FY 17-18 ACTUAL	FY 18-19 ACTUAL	FY 19-20 BUDGET	FY 20-21 ADOPTED	+/- %
RESOURCES					
Taxes	389,749	414,299	400,000	400,000	0.0%
Intergovernmental State	62,747	5,500	57,200	57,200	0.0%
Charges for Services	25,638,173	26,496,179	26,951,717	28,245,628	4.8%
Interest	139,913	253,934	170,000	297,000	74.7%
Other Revenues	244	3,207	350	0	-100.0%
Other Fund Transfers	0	0	15,511	0	-100.0%
Net Working Capital	10,809,805	14,593,905	16,759,430	20,003,878	19.4%
TOTAL RESOURCES	37,040,631	41,767,024	44,354,208	49,003,706	10.5%
REQUIREMENTS					
Personnel Services	2,276,398	2,735,872	2,974,542	2,684,585	-9.7%
Materials and Services	18,889,224	20,529,177	22,054,199	22,508,277	2.1%
Administrative Charges	1,186,210	1,197,851	1,527,851	1,528,133	0.0%
Capital Outlay	3,264	409,148	1,273,100	3,149,405	147.4%
Debt Service Principal	85,000	85,000	340,000	0	-100.0%
Debt Service Interest	6,630	9,563	3,202	0	-100.0%
Special Payments	0	40,984	0	0	n.a.
Transfers Out	0	0	51,260	0	-100.0%
Contingency	0	0	6,973,344	4,891,000	-29.9%
Ending Fund Balance	0	0	9,156,710	14,242,306	55.5%
TOTAL REQUIREMENTS	22,446,726	25,007,594	44,354,208	49,003,706	10.5%
FTE	25.35	31.73	30.73	27.50	-10.5%

FTE By Position Title By Program

Program: Environmental Services	
Position Title	FTE
Crew Leader	1.00
Engineering Tech 1	1.00
Environmental Services Division Manager	1.00
Environmental Services Operations Supervisor	1.00
Heavy Equipment Operator	4.00
Maintenance Worker	3.00

MARION COUNTY FY 2020-21 BUDGET
BY DEPARTMENT
PUBLIC WORKS

Program: Environmental Services	
Position Title	FTE
Medium Equipment Operator	2.00
Program Supervisor	0.50
Scale Attendant	8.00
Waste Reduction Coordinator	2.00
Waste Reduction Coordinator (Bilingual)	1.00
Wastewater Operator 1	2.00
Wastewater Operator 2	1.00
Program Environmental Services FTE Total:	27.50

- The count does not include a 2.00 FTE for budgeted temporary staff. 1.50 FTE is for three on call/relief scale attendants and 0.50 FTE is for a maintenance worker during the summer months to help with transfer station support and vegetation management.

FTE Changes

FTE is decreasing 3.23 for administrative, safety and accounting support being moved to the Administration Program and billed as a public works service.

Environmental Services Program Budget Justification

RESOURCES

Resources for the Environmental Services Program consist primarily of tipping fees at each of our two transfer stations, Covanta's energy from waste facility and the Brown's Island landfill. Additional revenue includes electrical revenues, metal recovery, and franchise fees. In FY 2020-21 there is a one-time grant from the Department of Environmental Quality for \$57,000, which will pay 100% of milk dispensers and associated durables to several county schools.

Charges for Services increased \$1,300,000 and is related to several factors:

- (1) Covanta contract updated in 2019 provides additional revenue for blue and gray bin medical waste and supplemental waste, an increase of \$1,500,000.
- (2) Metal rates for ferrous metal recovery are trending lower than FY 2019-20, a decrease of \$100,000.
- (3) Browns Island landfill continues to bring in lower volumes, a decrease of \$100,000.

Interest earnings increase of \$127,000 is based on FY 2019-20 trends.

REQUIREMENTS

Personnel Services decreases are attributed to the 3.23 FTE decrease previously mentioned.

Materials and Services is increasing \$454,000 and is primarily attributed to the following:

- (1) Public works services is increasing \$573,000 due to the department's internal allocation for administrative, accounting and safety services provided to other programs within the department.
- (2) Hazardous Waste Disposal is increasing \$141,000 due to a new vendor contract and increased volume.
- (3) Waste to energy and transfer station contract expenses are decreasing \$350,000 due to a new CPI being used. The previous CPI is no longer being published and per the contract with Covanta, the new CPI is to retro any CPI related expenses to the beginning of the contract. This resulted in a decrease in our operations and maintenance expenses paid to Covanta.
- (4) Ash hauling services increase of \$90,000 due to hauling contract increases and CPI increase for disposal.

MARION COUNTY FY 2020-21 BUDGET

BY DEPARTMENT

PUBLIC WORKS

Capital Outlay for FY 2020-21 consists of the following:

- (1) Solid waste billing system replacement - \$122,100
- (2) Land purchase for future transfer station - \$2,625,000
- (3) Replace loader at Browns Island for composting operations - \$118,125
- (4) Air release valve replacement for the outfall line from Brooks to the Willamette River - \$40,700
- (5) Concrete floor repair at North Marion transfer station - \$207,480
- (6) Forklift for household hazardous waste facility - \$36,000

MARION COUNTY FY 2020-21 BUDGET

BY DEPARTMENT

PUBLIC WORKS

Stormwater Management Program

- Maintains the stormwater system in the unincorporated urban area east of Salem.
- Improves water quality and reduces stormwater runoff by providing sweeping services and cleaning catch basins several times per year, and improving detention basins and bioswale infrastructure.
- Provides community education through media outlets, classroom exercises, employee training, brochures, and storm drain stencils.
- Meets minimum stormwater regulatory requirements by the Environmental Protection Agency and the Department of Environmental Quality.

Program Summary

Public Works	Program: Stormwater Management				
	FY 17-18 ACTUAL	FY 18-19 ACTUAL	FY 19-20 BUDGET	FY 20-21 ADOPTED	+/- %
RESOURCES					
Charges for Services	941,766	983,991	1,090,866	1,082,642	-0.8%
Interest	8,685	15,766	10,500	16,000	52.4%
Net Working Capital	779,032	967,688	1,073,880	1,237,811	15.3%
TOTAL RESOURCES	1,729,482	1,967,445	2,175,246	2,336,453	7.4%
REQUIREMENTS					
Personnel Services	413,741	447,445	608,562	581,581	-4.4%
Materials and Services	224,957	267,042	307,887	663,603	115.5%
Administrative Charges	38,756	58,679	85,617	87,325	2.0%
Capital Outlay	84,340	119,399	235,750	408,634	73.3%
Transfers Out	0	1,000	69,455	0	-100.0%
Contingency	0	0	113,545	230,000	102.6%
Ending Fund Balance	0	0	754,430	365,310	-51.6%
TOTAL REQUIREMENTS	761,794	893,564	2,175,246	2,336,453	7.4%
FTE	5.75	6.59	6.59	6.50	-1.4%

FTE By Position Title By Program

Program: Stormwater Management	
Position Title	FTE
Crew Leader	1.00
Environmental Specialist	2.00
Maintenance Worker	1.00
Medium Equipment Operator	2.00
Program Supervisor	0.50
Program Stormwater Management FTE Total:	6.50

FTE Changes

FTE is decreasing 0.09 for administrative, safety and accounting support being moved to the Administration Program and billed as a public works service.

MARION COUNTY FY 2020-21 BUDGET

BY DEPARTMENT

PUBLIC WORKS

Stormwater Management Program Budget Justification

RESOURCES

Resources for the Stormwater Management Program consist of four main components: East Salem Service District (ESSD) stormwater service fees, charges for services to ESSD, the Public Works Fund, and the Environmental Services Fund.

REQUIREMENTS

Personnel Services decreases are attributed to not hiring temp workers and the FTE decrease previously mentioned.

Materials and Services is increasing \$356,000 and is attributed to the following primary reasons:

- (1) Diesel - decrease of \$3,000 - reduced use of sweeper due to contract for sweeping services.
- (2) Consulting services - increase of \$250,000 - consultation for Stormwater permit and Stormwater master plan.
- (3) Public works services - decrease of \$10,000 for the department's internal allocation for administrative, accounting and safety services provided to other programs within the department.
- (4) Contracted services - increase of \$109,000 - new sweeping services contract.
- (5) Fleet leases - increase of \$9,500 - added new truck in FY 2019-20.

Capital Outlay consists of the following:

- (1) Eldin Road culvert replacement - \$65,125
- (2) Wagon Wheel Road culvert replacement - \$27,500
- (3) Fisher bank stabilization - \$15,000
- (4) Silverton Road Sandringham bank stabilization - \$105,933
- (5) Selby - Bramble bank stabilization - \$126,126
- (6) Auburn Road Stormwater System - \$68,980

MARION COUNTY FY 2020-21 BUDGET

BY DEPARTMENT

PUBLIC WORKS

County Parks Program

- Maintains 17 parks.
- Updates and replaces playground equipment.
- Provides the public with clean and safe recreation areas.
- Provides camping at Bear Creek Park.

Program Summary

Public Works	Program: County Parks				+/- %
	FY 17-18 ACTUAL	FY 18-19 ACTUAL	FY 19-20 BUDGET	FY 20-21 ADOPTED	
RESOURCES					
Intergovernmental Federal	(3,000)	0	0	0	n.a.
Intergovernmental State	311,992	307,269	295,000	308,000	4.4%
Charges for Services	71,663	85,640	80,500	84,000	4.3%
Interest	3,806	5,181	4,000	9,000	125.0%
Other Revenues	480	1,797	0	0	n.a.
General Fund Transfers	214,397	221,595	200,409	161,789	-19.3%
Other Fund Transfers	0	0	14,455	0	-100.0%
Settlements	0	1,518	0	0	n.a.
Net Working Capital	433,438	456,117	435,575	663,196	52.3%
TOTAL RESOURCES	1,032,777	1,079,117	1,029,939	1,225,985	19.0%
REQUIREMENTS					
Personnel Services	188,424	269,332	339,948	277,426	-18.4%
Materials and Services	209,198	203,486	248,041	298,808	20.5%
Administrative Charges	28,393	37,201	52,121	59,482	14.1%
Capital Outlay	150,644	133,522	186,358	99,876	-46.4%
Transfers Out	0	0	15,511	0	-100.0%
Contingency	0	0	47,968	122,000	154.3%
Ending Fund Balance	0	0	139,992	368,393	163.2%
TOTAL REQUIREMENTS	576,659	643,541	1,029,939	1,225,985	19.0%
FTE	1.00	2.06	2.06	2.00	-2.9%

FTE By Position Title By Program

Program: County Parks	
Position Title	FTE
Medium Equipment Operator	1.00
Program Coordinator 1	1.00
Program County Parks FTE Total:	2.00

- The count does not include the 1.47 FTE summer temporary Maintenance Workers, a decrease of 2.45 FTE from FY 2019-20.

FTE Changes

FTE is decreasing 0.06 for administrative, safety and accounting support being moved to the Administration Program and billed as a public works service.

MARION COUNTY FY 2020-21 BUDGET

BY DEPARTMENT

PUBLIC WORKS

County Parks Program Budget Justification

RESOURCES

Resources for the county Parks Program consist primarily of the state recreational vehicle revenue, camping fees at Bear Creek Campground, and parking permit fees for accessing the North Fork area parks.

Intergovernmental State is increasing \$13,000 based on current trends of state recreational vehicle revenue.

Charges for Services is increasing \$3,500 and is based on current trends of the Bear Creek Campground camping fees, parking permit fees, and system development charges.

General Fund Transfers of \$161,789 consists of the following:

- (1) Three temporary summer maintenance workers - \$65,257
- (2) Medium Equipment Operator - \$96,532

General fund transfers for FY 2020-21 is a net decrease of \$38,620. This is mainly related to a reduction of three temporary summer maintenance workers, a cost of living adjustment, and increased PERS expense for temporary workers.

REQUIREMENTS

Personnel Services decreases of \$62,000 are attributed to the FTE decrease previously mentioned and a reduced number of temporary seasonal maintenance workers.

Materials and Services is increasing approximately \$50,000 and is primarily attributed to the following:

- (1) Radios and accessories - decrease of \$3,500 - handheld radios purchased for staff in FY 2019-20.
- (2) Consulting services - increase of \$5,000 - prepare reports mandated by National Environmental Policy Act and National Historic Preservation Act.
- (3) Public works services - increase of \$53,000 - for the department's internal allocation for administrative, accounting and safety services provided to other programs within the department.
- (4) Other contracted services - increase \$21,000 - repair fences at parks and provide one additional portable toilet.
- (5) Building maintenance - decrease \$4,000 - less maintenance needed to building structures.
- (6) Parks maintenance - decrease of \$20,000 - less third party maintenance services.

Capital Outlay for FY 2020-21 consists of the following:

- (1) Auburn Park Conversion Development- \$99,876

MARION COUNTY FY 2020-21 BUDGET

BY DEPARTMENT

PUBLIC WORKS

Engineering Program

- Provides design services for major projects.
- Performs construction management and project inspection.
- Performs traffic engineering services.
- Carries out long-term transportation planning.
- Provides project survey services.
- Performs drainage modeling and analysis services.
- Operates a road surface management program.

Program Summary

Public Works

Program: Engineering

	FY 17-18 ACTUAL	FY 18-19 ACTUAL	FY 19-20 BUDGET	FY 20-21 ADOPTED	+/- %
RESOURCES					
Licenses and Permits	202,350	250,805	190,500	178,305	-6.4%
Intergovernmental Federal	1,156,313	696,345	7,911,750	6,262,923	-20.8%
Intergovernmental State	1,703,504	11,021,188	11,692,604	12,860,145	10.0%
Charges for Services	473,067	397,007	478,500	598,200	25.0%
Other Revenues	286	259	0	0	n.a.
Other Fund Transfers	22,878	(29,683)	184,288	125,250	-32.0%
Net Working Capital	0	0	4,285,151	6,336,307	47.9%
TOTAL RESOURCES	3,558,397	12,335,920	24,742,793	26,361,130	6.5%
REQUIREMENTS					
Personnel Services	2,546,855	2,920,945	4,359,412	4,446,404	2.0%
Materials and Services	629,190	729,835	1,437,768	1,594,545	10.9%
Administrative Charges	456,818	520,429	552,653	622,570	12.7%
Capital Outlay	5,599,863	8,112,720	16,183,760	17,073,911	5.5%
Transfers Out	5,000	51,991	33,000	0	-100.0%
Contingency	0	0	2,176,200	2,623,700	20.6%
TOTAL REQUIREMENTS	9,237,725	12,335,920	24,742,793	26,361,130	6.5%
FTE	29.11	31.71	35.54	35.56	0.1%

FTE By Position Title By Program

Program: Engineering	
Position Title	FTE
Civil Engineer Supervisor	3.00
Civil Engineering Assoc 1	2.00
Civil Engineering Assoc 2	7.60
Civil Engineering Assoc 3	4.00
County Surveyor	0.34
Engineering Division Manager	1.00
Engineering Tech 1	2.00
Engineering Tech 2	9.00
Engineering Tech Sr	2.00

MARION COUNTY FY 2020-21 BUDGET
BY DEPARTMENT
PUBLIC WORKS

Program: Engineering	
Position Title	FTE
Office Specialist 3	1.83
Right of Way Agent	1.00
Survey Technician 1	1.00
Survey Technician 2	0.62
Survey Technician 3	0.17
Program Engineering FTE Total:	35.56

- The count does not include 2.56 temporary FTE and consists of the following:
 - (1) Three Engineering Technician 1 - 1.18 FTE
 - (2) One Survey Tech 1 - 0.50 FTE
 - (3) One Survey Tech 3 - 0.38 FTE
 - (4) One Engineering Tech, Sr - 0.50 FTE

FTE Changes

FTE is increasing 0.02 for allocating the Right of Way Agent position 100% to the Engineering Program from the Surveyor Program.

Engineering Program Budget Justification

RESOURCES

Resources for the Engineering Program consists of gas tax, licenses and permit fees, and grants for federally-funded projects.

Licenses and Permits are decreasing \$12,200 based on an estimated reduction in over-weight transportation permit requests related to COVID-19.

Intergovernmental Federal Revenues is received for several capital projects and reimburses a portion of the preliminary engineering, right of way and construction phases of each project. Budgeted revenues is based on the phase and anticipated costs for each project. Because the construction phase has the most costs, the revenue can fluctuate significantly year-to-year based on how many projects are in their construction phase. This year, less projects are anticipated to be in their construction phase, with the Silverton Rd. bridge construction delay, being one of the largest contributors to the decrease in revenues.

Intergovernmental State revenues is based on several projects with funding from the Oregon Department of Transportation that includes:

- (1) Independence Bridge Repair - \$275,000
- (2) ARTS Curve Signing - \$239,000
- (3) Cordon/Hayesville Turn Refuge - \$148,000
- (4) Cordon/Kale Turn Refuge - \$151,000
- (5) ARTS Intersection Improvements - \$520,250

Charges for Services increase of \$120,000 is related to Gates and Stayton resurfacing projects.

REQUIREMENTS

Personnel Services increases are attributed to the 0.02 FTE increase previously mentioned, annual step increases, cost of living adjustment, and fringe benefit cost increases.

MARION COUNTY FY 2020-21 BUDGET

BY DEPARTMENT

PUBLIC WORKS

Materials and Services increase of \$150,000 is attributed primarily to an increase in Contracted Services of \$140,000 for the following:

- (1) Engineering services for Transportation System Plan, stormwater standards update and ADA transportation plan - an increase of \$68,000
- (2) Subscription services for software subscriptions IT used to pay for and allocates out - an increase of \$27,000
- (3) Public works services for Parks Program services to pick up parking fees in the North Fork corridor - added \$20,000
- (4) Other contracted services for resurfacing the City of Stayton and the City of Gates - an increase of \$25,000

Capital Outlay for FY 2020-21 consists of the following:

- (1) Pavement preservation program - \$4,000,000
- (2) Bridge deck and pre-chip overlays - \$350,000
- (3) Slurry seal program - \$110,000
- (4) Duckflat Rd UPRR Xing improvement - \$26,500
- (5) Sidewalk projects - \$300,000
- (6) Silverton/Hollywood traffic signal upgrade - \$512,000
- (7) Hayesville - Portland Rd to Fuhrer Rd - \$419,000
- (8) Lancaster Dr reconstruction & ADA Center to Monroe - \$1,315,000
- (9) Northfork Rd slide repairs (2, 3 and 4) - \$848,750
- (10) McKay corridor guardrail improvement - \$51,000
- (11) Rambler bridge 05419a rehabilitation - \$55,250
- (12) Silverton Rd bridge #962a - \$1,436,161
- (13) Delaney Rd bridge replacement and realignment - \$33,250
- (14) 3rd St. bridge #6207A (Butte Crk) replacement - \$57,500
- (15) Meridian Rd bridge #2504a (Abiqua Crk) repair - \$87,000
- (16) Independence bridge scour repair - \$276,750
- (17) Hazelgreen bridge #05387 replacement - \$34,250
- (18) Ehlen @ 551 interchange contribution - \$300,000
- (19) Center St urban upgrade - \$721,750
- (20) 45th Av NE urban upgrade - \$3,277,000
- (21) McKay safety corridor improvements - \$25,000
- (22) Pedestrian enhancements program - \$25,000
- (23) River Rd S truck warning system - \$130,000
- (24) School zone flasher installation and upgrades - \$300,000
- (25) Street lighting improvement program - \$20,000
- (26) McKay Rd left turn lanes - \$138,000
- (27) ARTS intersection projects - \$477,500
- (28) ARTS curve signing projects - \$172,500
- (29) Cordon Rd @ Hayesville left turn refuge - \$124,250
- (30) Cordon Rd @ Kale St left turn refuge - \$122,500
- (31) Connecticut Av - west side urban upgrade - \$17,250
- (32) Lancaster Dr traffic signal replacement at Macleay - \$91,750
- (33) Traffic signal interconnect - \$1,119,000
- (34) Traffic signal upgrades - \$100,000

MARION COUNTY FY 2020-21 BUDGET

BY DEPARTMENT

PUBLIC WORKS

Surveyor Program

- Re-establishes Government Corners.
- Approves and records surveys throughout the county.
- Approves and records partition plats and subdivisions.
- Maintains electronic data files of surveys.
- Performs records management of all prior surveys.

Program Summary

Public Works

Program: Surveyor

	FY 17-18 ACTUAL	FY 18-19 ACTUAL	FY 19-20 BUDGET	FY 20-21 ADOPTED	+/- %
RESOURCES					
Charges for Services	602,663	580,832	532,350	670,150	25.9%
Interest	22,337	36,815	25,000	40,000	60.0%
General Fund Transfers	101,659	101,659	101,659	101,659	0.0%
Net Working Capital	1,828,137	2,108,134	2,341,620	2,592,906	10.7%
TOTAL RESOURCES	2,554,796	2,827,440	3,000,629	3,404,715	13.5%
REQUIREMENTS					
Personnel Services	360,154	390,356	483,068	447,486	-7.4%
Materials and Services	36,089	40,572	56,489	95,019	68.2%
Administrative Charges	50,420	54,892	59,269	62,488	5.4%
Contingency	0	0	46,500	338,294	627.5%
Ending Fund Balance	0	0	2,355,303	2,461,428	4.5%
TOTAL REQUIREMENTS	446,662	485,819	3,000,629	3,404,715	13.5%
FTE	4.06	4.07	4.24	4.04	-4.7%

FTE By Position Title By Program

Program: Surveyor	
Position Title	FTE
County Surveyor	0.66
Office Specialist 3	0.17
Survey Technician 1	1.00
Survey Technician 2	1.38
Survey Technician 3	0.83
Program Surveyor FTE Total:	4.04

FTE Changes

FTE is decreasing 0.20 for the following reasons:

- (1) Decrease of 0.18 for administrative, safety and accounting support being moved to the Administration Program and billed as a public works service.
- (2) Decrease of 0.02 for Right of Way Agent allocated 100% to the Engineering Program.

MARION COUNTY FY 2020-21 BUDGET

BY DEPARTMENT

PUBLIC WORKS

Surveyor Program Budget Justification

RESOURCES

Revenues for the Surveyor Program consist primarily of corner restoration record fees, surveyor fees, and General Fund Transfers.

The increase in Charges for Services is due to an increase of \$100,000 in corner restoration fees and an increase of \$20,000 in Surveyor fees based on current trends. Public works services to county departments is increasing \$18,000 due to anticipated work for the Parks Program.

The General Fund Transfer is provided to support customer service, records management, and other program functions unrelated to the corner restoration efforts.

REQUIREMENTS

Personnel Services decreases are attributed to FTE changes previously mentioned.

Materials and Services increase of \$39,000 is for the following reasons:

- (1) Public works services increase of \$33,000 for the department's internal allocation for administrative, accounting and safety services provided to other programs within the department.
- (2) Small departmental equipment increase of \$8,500 is for a jackhammer to access old monuments, a total station, which is a surveying instrument that electronically measures angles and distances, and data collector, which is a hand held high powered calculator that can use a variety of surveying software to calculate and collect point data.
- (3) Computer software maintenance decrease of \$2,000 for annual renewal fees being charged at a group rate.

No Capital Outlay is planned for FY 2020-21.

MARION COUNTY FY 2020-21 BUDGET

BY DEPARTMENT

PUBLIC WORKS

Land Use Planning Program

- Develops and administers a Comprehensive Land Use Plan per ORS chapters 92,197 and 215.
- Implements land use regulations for the unincorporated area of Marion County.
- Coordinates with cities on urban growth boundaries, residential and employment land, transportation actions, and other land use activity per ORS 195.025.
- Administers county's participation in National Floodplain Insurance Program and FEMA Community Rating System.
- Completes a state-mandated periodic review.

Program Summary

Public Works				Program: Land Use Planning	
	FY 17-18 ACTUAL	FY 18-19 ACTUAL	FY 19-20 BUDGET	FY 20-21 ADOPTED	+/- %
RESOURCES					
Charges for Services	320,108	323,152	325,000	260,000	-20.0%
Interest	1,816	2,068	1,150	1,000	-13.0%
General Fund Transfers	305,647	376,495	572,089	536,580	-6.2%
Other Fund Transfers	324,000	324,000	324,000	324,000	0.0%
Net Working Capital	0	0	0	0	n.a.
TOTAL RESOURCES	951,570	1,025,715	1,222,239	1,121,580	-8.2%
REQUIREMENTS					
Personnel Services	645,464	691,847	771,990	648,801	-16.0%
Materials and Services	76,534	68,742	98,595	132,416	34.3%
Administrative Charges	229,572	265,125	351,654	340,363	-3.2%
TOTAL REQUIREMENTS	951,570	1,025,715	1,222,239	1,121,580	-8.2%
FTE	6.97	6.39	6.39	5.50	-13.9%

FTE By Position Title By Program

Program: Land Use Planning	
Position Title	FTE
Assistant Planner	1.00
Associate Planner	3.00
Building and Planning Division Manager	0.50
Principal Planner	1.00
Program Land Use Planning FTE Total:	5.50

FTE Changes

FTE is decreasing 0.89 for the following reasons:

- (1) Increase of 0.17 for a cost allocation change with the Division Manager position in the Building Inspection Program.
- (2) Decrease of 1.06 for administrative, safety and accounting support being moved to the Administration Program and billed as a public works service.

MARION COUNTY FY 2020-21 BUDGET

BY DEPARTMENT

PUBLIC WORKS

Land Use Planning Program Budget Justification

RESOURCES

Resources for Land Use Planning consists primarily of planning fees, which are projected to decrease in FY 2020-21 based on the FY 2019-20 trends. Additional resources from the General Fund Transfers and Other Fund Transfers through lottery distribution assist in supplementing planned expenditures.

REQUIREMENTS

Personnel Services decreases are attributed to FTE changes previously mentioned and filling positions due to retirements at lower pay steps.

Materials and Services is increasing \$33,000 for the following primary reasons:

- (1) Public works services increase of \$41,000 for the department's internal allocation for administrative, accounting and safety services provided to other programs within the department.
- (2) Credit card fees increase of \$4,000 to represent a full year of anticipated, as Planning began accepting credit cards in March 2019.
- (3) Building maintenance decrease of \$9,000 is related to the completion of work space reconfiguration due to COVID-19 social distancing measures.

No Capital Outlay is planned for FY 2020-21.

MARION COUNTY FY 2020-21 BUDGET

BY DEPARTMENT

PUBLIC WORKS

Building Inspection Program

- Issues over 7,700 permits annually, depending on economic conditions.
- Provides services to 18 of 20 cities within Marion County.
- Performs 25,000 inspections annually.

Program Summary

Public Works				Program: Building Inspection	
	FY 17-18 ACTUAL	FY 18-19 ACTUAL	FY 19-20 BUDGET	FY 20-21 ADOPTED	+/- %
RESOURCES					
Licenses and Permits	3,229,389	3,942,108	3,200,000	3,500,000	9.4%
Intergovernmental State	0	3,039	0	0	n.a.
Interest	32,934	59,688	40,000	66,000	65.0%
Other Revenues	0	50	0	0	n.a.
Net Working Capital	2,737,300	3,381,385	4,531,629	4,417,659	-2.5%
TOTAL RESOURCES	5,999,623	7,386,271	7,771,629	7,983,659	2.7%
REQUIREMENTS					
Personnel Services	2,102,623	2,270,646	2,894,256	2,838,916	-1.9%
Materials and Services	280,604	279,640	354,847	517,670	45.9%
Administrative Charges	235,012	267,340	296,445	321,413	8.4%
Capital Outlay	0	9,663	0	0	n.a.
Transfers Out	0	27,351	0	0	n.a.
Contingency	0	0	313,067	790,000	152.3%
Ending Fund Balance	0	0	3,913,014	3,515,660	-10.2%
TOTAL REQUIREMENTS	2,618,239	2,854,640	7,771,629	7,983,659	2.7%
FTE	22.49	23.87	24.87	23.30	-6.3%

FTE By Position Title By Program

Program: Building Inspection	
Position Title	FTE
Building and Planning Division Manager	0.50
Building Inspector 2	2.00
Building Plans Examiner 1	2.00
Building Plans Examiner 2	4.00
Building Plans Examiner Sr	1.00
County Building Official	1.00
Electrical Inspector	2.00
Onsite Wastewater Specialist 2	3.00
Permit Specialist	5.80
Plumbing Inspector	2.00
Program Building Inspection FTE Total:	23.30

- The count does not include 0.40 temporary FTE positions and consists of the following:
 - (1) One onsite Wastewater Specialist 2 - 0.10 FTE
 - (2) One Permit Specialist - 0.30 FTE

MARION COUNTY FY 2020-21 BUDGET
BY DEPARTMENT
PUBLIC WORKS

FTE Changes

FTE is decreasing 1.57 for the following reasons:

- (1) Decrease of 0.17 FTE for an allocation change with the Division Manager position in the Land Use Planning Program.
- (2) Decrease of 1.00 FTE for deleting one Assistant Building Official position.
- (3) Decrease of 0.40 FTE for administrative, safety and accounting support being moved to the Administration Program and billed as a public works service.

Building Inspection Program Budget Justification

RESOURCES

Resources for the Building Inspection Program consist primarily of licenses and permit fees.

Requests for permits have increased over the last couple of years, increasing revenue. FY 2020-21 revenue is budgeted based on FY 2019-20 trends. Interest Earnings are increasing based on the subsequent increase in Net Working Capital.

REQUIREMENTS

Personnel Services decreases are attributed to the FTE changes previously mentioned.

Materials and Services is increasing \$162,000 and is attributed to the following primary reasons:

- (1) Gasoline increase of \$6,000 - additional field work performed by staff.
- (2) Public works services increase of \$154,000 for the department's internal allocation for administrative, accounting and safety services provided to other programs within the department.
- (3) Professional licenses increase of \$7,000 for electrical, plumbing and mechanical certifications.
- (4) Training decrease of \$6,000 based on current needs for staff training.

No Capital Outlay is planned for FY 2020-21.

MARION COUNTY FY 2020-21 BUDGET

BY DEPARTMENT

PUBLIC WORKS

KEY DEPARTMENT ACCOMPLISHMENTS

- Building and Planning Division completed the adoption of the Accela online state-wide building permit program and issued 7,524 building permits in 2019, 54% of which were submitted, paid for, processed and issued through Accela. The On-Site Wastewater team eliminated the backlog of septic permit applications and expired permits in 2019, decreasing the average process time for septic permits while issuing 365 septic permits for the year, a 12% increase over 2018. The Land Use Planning Program coordinated with three cities in the development of their urban growth boundary expansions: (1) 87.6 acres for residential and public land in Donald, (2) 10.3 acres for park land in Sublimity, and (3) 0.53 acres for residential land in Gervais. The Land Use Planning Program also completed the adoption of new FEMA floodplain maps for the city of Turner and successfully completed its 5-year FEMA Community Rating System audit, retaining the county's Class 6 flood insurance premium discount rate resulting in approximately \$50,000 in flood insurance premium savings for county residents.
- Completed a 103-mile pavement preservation program in 2019, resurfacing approximately 9% of the county's paved roads. The work consisted of (1) 37.8 miles of asphalt concrete overlays, (2) 9.4 miles of slurry seal, and (3) 65 miles of chip seal resurfacing. The Department continued its multi-agency slurry seal pavement treatment program and completed 4.5 miles and 1.3 miles of slurry sealing for the cities of Salem and Stayton, respectively. The multi-agency program will expand to include asphalt concrete paving in 2020.
- Engineering Division completed six significant infrastructure improvement projects: (1) reconstructed Wintercreek Road and removed intersection sight obstructions to enhance corridor safety, (2) completed urban improvements on Delaney Road in Turner, (3) completed emergency landslide repairs on South River Road between Salem and Independence, (4) constructed a new fueling station at Brown's Island landfill, (5) installed centerline rumble strips and profiled durable pavement striping to enhance safety on McKay, Yergen, Ehlen, Butteville, River, Howell Prairie, Cordon, Vitae Springs and Orville Roads, and Cascade Highway, and (6) completed All Roads Transportation Improvements (ARTS).
- Survey Program recorded: (1) 20 subdivision plats, including 8 subdivision plats within the city of Salem, (2) 80 property line adjustments, including 17 property line adjustments within the city of Salem, (3) 2 condominium plats, and (4) 105 records of survey. The Survey Program also completed the right-of-way vacation of Phipps Lane, created legal descriptions defining the jurisdictional boundary of the proposed North Santiam Sewer Project district, and prepared boundary surveys for Scotts Mills and Salmon Falls Parks.
- Land Development and Engineering Permits (LDEP) section issued 1,115 permits for work within the public right-of-way: (1) 830 utility permits, (2) 67 work-in-right-of-way permits, (3) 20 stormwater detention permits, (4) 2 erosion control permits, (5) 9 major construction permits, (6) 140 driveway permits, (7) 17 road closure permits, and (8) 30 special event permits, an increase of about 7% over 2018. LDEP issued 21,087 Motor Carrier permits and 15 removal agreements, also increases over last year.
- Environmental Services Division continued to see record municipal solid waste volumes processed at North Marion Recycling & Transfer Station and county-wide; a 15% increase over last year. Waste reduction events directly contacted over 4,500 people through training and outreach events, including 3 Master Recycler classes, the EarthWise program, the Waste Matters radio show, and Marion County Fair. Environmental Services negotiated a new 20-year franchise agreement with Marion Resource Recovery Facility (MRRF) and developed a new, secondary leachate disposal process involving Covanta Marion to reduce the average cost per gallon of leachate transportation and disposal.
- Marion County Parks Program completed the construction of several new park amenities throughout the county-wide park system, including: (1) two new picnic shelters at Scotts Mills Park, (2) a new picnic shelter at Labish Village Park, (3) slurry seal preservation and restriping of the parking lot pavement at Spong's Landing Park, (4) a new water treatment system at Bear Creek Campground, and (5) the replacement of worn and weathered park entry signs and kiosks. Marion County Parks located in the North Fork Road corridor hosted an estimated 17,486 visitors in 2019 based on day-use parking pass sales of 4,996, and camping occupancy increased by 27.5% over last year at Bear Creek Campground. Parks also acquired and outfitted a new landscaping trailer, resulting in improved efficiency and lower costs to maintain the grounds at all seventeen county parks.

MARION COUNTY FY 2020-21 BUDGET

BY DEPARTMENT

PUBLIC WORKS

- Stormwater Program constructed a new storm water system on Draper Street to relieve neighborhood flooding, implemented a non-destructive stormwater pipe inspection system using a new pipe camera system, and completed vegetation removal and channel maintenance on over ten miles of East Salem Service District (ESSD) ditch channel.
- Communications Program completed 632 work order requests for mobile and portable radio repair, primary programming and reprogramming of county radios, outfitting of 15 county vehicles with new radios, and general electronic repair. Communications Program constructed a new primary power generator and propane fuel system with up to 12 months of fuel storage at the remote House Mountain radio site to ensure uninterrupted operation of the county's public safety radio system. Communications also completed the installation of microwave upgrades between House Mountain and the Stayton 911 call center, and installed a tower grounding system and replaced the 2,500 pound DC backup power battery bank at the Lower Prospect radio site.
- Emergency Management established the Local Emergency Planning Committee (LEPC) for Marion County and administered \$190,472 in state and federal grants: (1) \$158,472 in Emergency Management Performance Grant (EMPG) funds to support Emergency Management staffing costs, (2) \$12,000 in Hazardous Materials Emergency Preparedness (HMEP) funds to develop Tier II plans for extremely hazardous substance facilities throughout the county, and (3) \$20,000 in State Preparedness and Incident Response Equipment (SPIRE) funds to outfit first responder districts with trailers, water purification systems, and portable generators. Emergency Management executed ten emergency preparedness exercises, including (1) Great Oregon ShakeOut, (2) Planning P Emergency Operations Center exercises, (3) quarterly Op Center drills with Oregon Emergency Management, (4) ORWARN exercises, (5) EOP declaration table-top exercises, and many others.

MARION COUNTY FY 2020-21 BUDGET

BY DEPARTMENT

PUBLIC WORKS

KEY INDICATORS

1: Cost per mile for surface treatments on county roads

Definition and Purpose

The cost per mile of surface treatment.

To review annually the cost of surface treatments by treatment type to set up the annual program covering contract and in-house work. For this specific indicator, cost for resurfacing is being used.

Significance

Road fund revenues for general maintenance have not been increasing at the same rate as costs for materials, labor, and fuel. As buying power decreases, we cannot afford to do the maintenance and construction work our aging transportation infrastructure needs to counteract accelerating deterioration and to avoid drastically higher reconstruction costs in the future. Although additional revenues have been applied to the resurfacing program over the past year, we continue to fall behind the deterioration curve for our roads and bridges. We are working on a plan to help address this deterioration issue over the near term and hopefully extend positive results well into the future.

This key indicator supports Marion County Strategic Goal #2: Provide a safe, efficient and reliable transportation system and maintain vital infrastructure in the best condition available resources allow.

Data Units Fiscal Year

For a two inch overlay, the industry standard is \$175,000 per mile for 10-15 year life.

FY 16-17 Actual	FY 17-18 Actual	FY 18-19 Actual	FY 19-20 Estimate	FY 20-21 Estimate
\$161,928	\$173,736	\$166,172	\$160,000	\$170,000

Explanation of Trends and Changes

The cost for road oil has been on the decline over the past couple years, which has allowed for additional surface treatments, particularly chip seals. The other component involves the timing of the request for bids. Usually a bid earlier in the calendar year will generate lower prices. For this reason, the resurfacing package is to be put out as early in the calendar year as possible, preferably in February, in order to entice the best bids possible.

2: Miles of road resurfaced by treatment type

Definition and Purpose

The number of miles of road receiving some type of treatment each year.

To review the miles of road receiving treatments versus the miles that should receive treatment in order to satisfactorily preserve the entire system, thereby determining the true deficit in treatments. For this indicator specifically, we are tracking the number of miles resurfaced each year. This would compare with an average need of 47 miles each year.

MARION COUNTY FY 2020-21 BUDGET

BY DEPARTMENT

PUBLIC WORKS

Significance

Public Works maintains 932 miles of roads. Assuming a 20-year life for asphalt overlays, PW should overlay 47 miles per year on average. This has been achieved only a few times in the last 25 years. Chip seals and slurry seals performed at appropriate times can significantly extend the life of an overlay at a much lower cost per mile.

This key indicator supports Marion County Strategic Goal #2: Provide a safe, efficient and reliable transportation system and maintain vital infrastructure in the best condition available resources allow.

Data Units Calendar Year

Asphalt overlay miles per year.

CY 2017 Actual	CY 2018 Actual	CY 2019 Actual	CY 2020 Estimate	CY 2021 Estimate
17.39	21.62	28.44	27.00	24.00

Explanation of Trends and Changes

The surface management program strives to put down the best possible treatment on any given road and to get the best value out of each treatment performed. This is balanced between resurfacing and various sealing techniques every year as the pavement condition index is monitored, but funds are still limited so getting the best overall value is very important. The State of Oregon transportation bill passed in 2017 has increased the gas tax revenue available for road resurfacing. The trend in miles being treated, including resurfacing miles, is currently increasing, but will be monitored annually.

3: Pavement Condition Index (PCI)

Definition and Purpose

A measure of the condition of the overall road system infrastructure.

To track the ongoing condition of the infrastructure and use it to target the annual surface treatment program by treatment type.

Significance

An optimum road system's pavement condition should be in the low 80's. As this number drops, the cost of maintenance increases and the types of maintenance available becomes narrower. This index is one of the most important indicators for where our limited resources should be focused.

This key indicator supports Marion County Strategic Goal #2: Provide a safe, efficient and reliable transportation system and maintain vital infrastructure in the best condition available resources allow.

Data Units Calendar Year

PCI per year.

CY 2017 Actual	CY 2018 Actual	CY 2019 Actual	CY 2020 Estimate	CY 2021 Estimate
67	66	72	73	73

Explanation of Trends and Changes

We have been applying a variety of road treatments with the goal of getting the best value for each treatment applied due in part to the use of our pavement management system. Through these efforts we have been able to effectively stabilize the PCI making the trend for the past several years flat. Through continued close management of the treatments performed, our objective is to return to a PCI in the 70's.

MARION COUNTY FY 2020-21 BUDGET

BY DEPARTMENT

PUBLIC WORKS

4: Bridge Sufficiency Rating

Definition and Purpose

A measure of the condition of an individual bridge and of the overall bridge system infrastructure.

To track bridge conditions by bridge for determining rehabilitation and replacement time frames and view at a glance the condition of the overall bridge system infrastructure.

Significance

The county's 140 bridges are vital links in the county road system. The Oregon Department of Transportation consultants inspect the bridges every two years and each bridge receives a sufficiency rating between 0-100 based on a number of inspection criteria. Public Works' bridge crew performs general maintenance on our bridges, but few if any bridge replacements or major rehabilitations can be done without federal funds. Under the federal highway bridge program, bridges with sufficiency ratings less than 50 are eligible for replacement; those between 50 and 80 are eligible for rehabilitation. Sufficiency ratings are therefore an indicator of the health of each bridge and the system as a whole, as well as serving as critical benchmarks in determining which projects can compete for the limited available federal funds.

This key indicator supports Marion County Strategic Goal #2: Provide a safe, efficient and reliable transportation system and maintain vital infrastructure in the best condition available resources allow.

Data Units Fiscal Year

Systemwide Sufficiency Index

FY 16-17 Actual	FY 17-18 Actual	FY 18-19 Actual	FY 19-20 Estimate	FY 20-21 Estimate
74	74	74	74	74

Explanation of Trends and Changes

The state will continue to systematically inspect the bridges. As additional federal funding becomes available, Public Works will actively pursue a larger piece of the available funds and replace bridges on a strategic basis. Without replacing a bridge or performing significant maintenance, the trend in the index will naturally trend down. We are replacing two bridges over the next several years including the Little Pudding River Bridge on Silverton Road and the River Road South bridge which should have a positive impact on our bridge sufficiency rating.

5: Number of permits issued by type

Definition and Purpose

The number of permits of all types issued by the department. Specifically for this indicator we are focusing on building and motor carrier permits.

To track workload, economic trends, and general activity in the county right-of-way.

Significance

The volumes of various permits we issue reflect economic trends such as housing starts, commercial buildings, other development activity and freight movement.

This key indicator supports Marion County Strategic Goal #5: Demonstrate a supportive attitude toward employers, business, and property owners that promotes economic development and high standards of livability in Marion County.

MARION COUNTY FY 2020-21 BUDGET

BY DEPARTMENT

PUBLIC WORKS

Data Units Calendar Year

Number of permits issued.

CY 2017 Actual	CY 2018 Actual	CY 2019 Actual	CY 2020 Estimate	CY 2021 Estimate
Building = 7,796 Motor carrier = 21,087	Building = 8,061 Motor carrier = 20,167	Building = 7,931 Motor carrier = 21,087	Building = 7,773 Motor carrier = 21,200	Building = 7,614 Motor carrier = 21,250

Explanation of Trends and Changes

There is a slight downward trend for building permits indicating the economy is slowing down. Motor carrier permits are trending up and expected to slightly increase in future years, as online applications reduce the county involvement for permits.

6: Recycling rate

Definition and Purpose

The percentage of solid waste captured in the waste stream and recycled.

To track how much waste is being recycled and use the information to build better programs to increase the rate of capture.

Significance

The Solid Waste Management Plan update, approved by the board of commissioners on January 20, 2010, makes continued progress at waste reduction as a high priority. Recycling plays an important role in reducing the tonnage of municipal solid waste incinerated at the energy-from-waste facility in Brooks. Reducing the amount of waste being discarded in the first place is also a key component of the updated plan.

This key indicator supports Marion County Strategic Goal #2: Provide a safe, efficient and reliable transportation system and maintain vital infrastructure in the best condition available resources allow.

Data Units Calendar Year

Marion County's recycling rate.

CY 2017 Actual	CY 2018 Actual	CY 2019 Actual	CY 2020 Estimate	CY 2021 Estimate
49.49%	49.1%	49.7%	50.3%	51.0%

Explanation of Trends and Changes

Marion County has been a leader in Oregon's recycling rate for many years, which is due to our large focus on program management. The recovery rate has been relatively flat for the last couple of years. Continued improvement in economic growth within Marion County has increased waste generation. Recycling volumes continue to increase, but on par with total waste generation. Recycle markets continue to be impacted by the changes in China, but are anticipating a slight increase in recovery rate over the next couple of years.

7: Volunteer Hours Served

Definition and Purpose

To improve the county's emergency preparedness, we actively work with stakeholders, outside organizations, and volunteers from our community. This indicator will track the annual number of Marion County Emergency Management volunteer hours worked preparing for and assisting during emergencies.

MARION COUNTY FY 2020-21 BUDGET

BY DEPARTMENT

PUBLIC WORKS

Significance

Volunteer hours reflect the increasing community outreach being done and the subsequent increase in community support. This also reflects the increase in overall preparedness in case of emergencies.

This key indicator supports Marion County Strategic Goal #4: Proactively plan, review, maintain a comprehensive Emergency Management Program.

Data Units Calendar Year

Volunteer Hours Served

CY 2017 Actual	CY 2018 Actual	CY 2019 Actual	CY 2020 Estimate	CY 2021 Estimate
Community Emergency Response Team - 17,060 hours	Community Emergency Response Team - 17,250 hours	Community Emergency Response Team - 4,244 hours	Community Emergency Response Team - 5,000 hours	Community Emergency Response Team - 6,000 hours
Medical Reserve Corps - 3,356 hours	Medical Reserve Corps - 3,425 hours	Medical Reserve Corps - 737 hours	Medical Reserve Corps - 1,000 hours	Medical Reserve Corps - 1,500 hours
Amateur Radio emergency Services - 3,509 hours	Amateur Radio Emergency Services - 3,568 hours	Amateur Radio Emergency Services - 4,395 hours	Amateur Radio Emergency Services - 4,500 hours	Amateur Radio Emergency Services - 5,000 hours

Explanation of Trends and Changes

In CY 2019, the new emergency manager evaluated the process used to track Community Emergency Response Team (CERT) volunteer hours. The decrease in volunteer hours can be attributed to a new methodology of tracking data. In the upcoming fiscal year, the Emergency Management Program will focus on increasing volunteer hours and updating volunteer tracking data bases.

8: Transfer Station Trends

Definition and Purpose

This indicator will be used to track the level of waste material Marion County handles annually.

Significance

The reviewing of the number of tons, cubic yards and customers is a way to measure overall waste generation handling by our facilities. A high visitation number will assist in defining future waste management goals.

This key indicator supports Marion County Strategic Goal #2: Provide a safe, efficient and reliable transportation system and maintain vital infrastructure in the best condition available resources allow.

Data Units Calendar Year

Transfer stations number of customers

CY 2017 Actual	CY 2018 Actual	CY 2019 Actual	CY 2020 Estimate	CY 2021 Estimate
155,164 customers	171,297 customers	182,355 customers	189,649 customers	197,235 customers

Transfer stations tonnage

CY 2017 Actual	CY 2018 Actual	CY 2019 Actual	CY 2020 Estimate	CY 2021 Estimate
62,685 tons	69,942 tons	73,616 tons	74,352 tons	75,096 tons

MARION COUNTY FY 2020-21 BUDGET
BY DEPARTMENT
PUBLIC WORKS

Brown's Island cubic yards

CY 2017 Actual	CY 2018 Actual	CY 2019 Actual	CY 2020 Estimate	CY 2021 Estimate
63,550 cubic yards	51,941 cubic yards	41,286 cubic yards	39,222 cubic yards	37,261 cubic yards

Explanation of Trends and Changes

Increasing growth in Marion County is increasing waste generation. The forecast is continued growth. Changes in China's waste policies is impacting the quantity and quality of waste delivered to our transfer stations. The reduction in material received at Brown's Island landfill is the result of increased recovery of drywall at a third party location and organic materials are going into compost at Brown's Island.

9: Stormwater community outreach, streets swept and catch basins cleaned

Definition and Purpose

The purpose of this indicator is to track and improve the number of community members in education outreach, the number of street miles swept and the number of catch basins cleaned. This aids in improving water quality and meeting the minimum requirements for the Oregon Department of Environmental Quality.

Significance

Stormwater management will allow for community growth and improved quality of life by reducing stormwater quantity and stormwater pollutants. This will also create a longer lasting public stormwater infrastructure.

This key indicator supports Marion County Strategic Goal #2: Provide a safe, efficient and reliable transportation system and maintain vital infrastructure in the best condition available resources allow.

Data Units Fiscal Year

FY 16-17 Actual	FY 17-18 Actual	FY 18-19 Actual	FY 19-20 Estimate	FY 20-21 Estimate
Community webpage visits: 11,260	Community webpage visits: 5,809	Community webpage visits: 7,383	Community webpage visits: 6,000	Community webpage visits: 7,000
Miles swept: 1,288	Miles swept: 1,198	Miles swept: 983	Miles swept: 875	Miles swept: 1,000
Catch basins cleaned: 1058	Catch basins cleaned: 1,325	Catch basins cleaned: 1,094	Catch basins cleaned: 1,000	Catch basins cleaned: 1,000

Explanation of Trends and Changes

The Stormwater Management Program started in FY 2015-16. All areas of activity for community outreach, street sweeping and catch basin cleaning are expected to increase as the organization becomes familiar with the needs of the community.

MARION COUNTY FY 2020-21 BUDGET

BY DEPARTMENT

PUBLIC WORKS

Resources by Fund Detail						
130 - Public Works	Actual FY 17-18	Actual FY 18-19	Budget FY 19-20	Proposed FY 20-21	Approved FY 20-21	Adopted FY 20-21
Licenses and Permits						
323020 Construction Plan Reviews	17,550	47,177	30,000	30,000	30,000	30,000
324010 Driveway Permits	13,144	14,612	12,000	12,000	12,000	12,000
324020 Right Of Way Permits	24,864	27,492	18,000	18,000	18,000	18,000
324060 Removal Agreements	2,184	2,372	1,000	1,500	1,500	1,500
324070 Road Closure Permits	300	1,800	750	500	500	500
324080 Event and Film Permits	4,800	3,800	2,500	2,500	2,500	2,500
324100 Transportation Permits	512	1,920	500	630	630	630
324110 Single Trip Permits	25,528	31,824	25,000	22,500	22,500	22,500
324120 COVP Transp Permits County	47,800	43,418	50,000	45,000	45,000	45,000
324130 COVP Transp Permits Other	64,925	75,545	50,000	45,000	45,000	45,000
324140 Non COVP State Permits	745	845	750	675	675	675
Licenses and Permits Total	202,350	250,805	190,500	178,305	178,305	178,305
Intergovernmental Federal						
331001 Payment in Lieu of Taxes	12,520	14,348	12,520	14,348	14,348	14,348
331010 Secure Rural Schools Title I	717,771	781,784	0	705,561	705,561	705,561
331015 USDA Forest Service	161,070	0	176,000	175,964	175,964	175,964
331030 US Dept of Transportation	86,754	0	875,500	1,212,000	1,212,000	1,212,000
331211 Oregon State Police	8,346	16,480	13,000	12,000	12,000	12,000
331212 Oregon Health Authority	36,044	6,722	0	17,000	17,000	17,000
331227 Emergency Management Grant	181,712	169,974	160,000	160,000	160,000	160,000
331228 Oregon Military Department	116,295	35,170	35,605	28,250	28,250	28,250
331229 Oregon Dept of Transportation	1,097,892	844,471	8,112,750	5,836,173	5,836,173	5,836,173
Intergovernmental Federal Total	2,418,404	1,868,948	9,385,375	8,161,296	8,161,296	8,161,296
Intergovernmental State						
332013 Gas Tax	21,541,933	25,012,199	24,191,000	22,981,000	22,981,000	22,981,000
332050 Oregon Emergency Management	0	1,065	0	0	0	0
332090 ODOT STP Exchange Revenues	1,175,000	822,500	788,000	815,865	815,865	815,865
332091 Oregon Dept of Transportation	528,504	2,075,082	808,750	1,875,250	1,875,250	1,875,250
332990 Other State Revenues	132,590	14,685	0	0	0	0
Intergovernmental State Total	23,378,027	27,925,531	25,787,750	25,672,115	25,672,115	25,672,115
Charges for Services						
341120 Road Vacation Fees	0	0	5,000	2,500	2,500	2,500
341290 Site Plan Review Fees	4,408	7,524	7,000	7,000	7,000	7,000
341430 Copy Machine Fees	84	21	145	100	100	100
341460 Fax Fees	10	1	10	10	10	10
341520 System Development Charges	485,895	642,458	510,000	375,000	375,000	375,000
341670 Surveyor Fees	7,500	0	0	0	0	0

MARION COUNTY FY 2020-21 BUDGET

BY DEPARTMENT

PUBLIC WORKS

130 - Public Works	Actual FY 17-18	Actual FY 18-19	Budget FY 19-20	Proposed FY 20-21	Approved FY 20-21	Adopted FY 20-21
Charges for Services						
341950 Retail Sales	3,711	3,058	3,500	3,500	3,500	3,500
341999 Other Fees	0	713	0	0	0	0
342100 Building Rentals	179,590	171,751	172,494	155,056	155,056	155,056
342200 Property Leases	2,464	2,518	28,196	28,265	28,265	28,265
342310 Parking Permits	12,755	14,780	16,000	15,000	15,000	15,000
342510 Wheatland Ferry Tolls	603,811	569,105	615,000	553,500	553,500	553,500
342520 Buena Vista Ferry Tolls	86,840	81,564	82,000	69,300	69,300	69,300
342910 Public Records Request Charges	630	0	0	500	500	500
344300 Restitution	1,420	1,180	0	0	0	0
344999 Other Reimbursements	48,472	3,415	2,800	3,800	3,800	3,800
345100 Sale of Capital Assets	21,869	4,869	17,000	17,500	17,500	17,500
345300 Surplus Property Sales	723	0	0	0	0	0
347001 PW Services to Counties	106,294	129,528	131,000	159,369	159,369	159,369
347002 PW Services to Cities	653,439	588,542	681,500	844,755	844,755	844,755
347003 PW Services to Svc Districts	227,695	67,211	27,000	24,000	24,000	24,000
347004 PW Services to Other Agencies	53,982	40,318	70,000	0	0	0
347005 PW Services to County Depts	861,542	897,714	814,000	1,551,747	1,551,747	1,551,747
Charges for Services Total	3,363,135	3,226,267	3,182,645	3,810,902	3,810,902	3,810,902
Fines and Forfeitures						
351500 Weighmaster Fines	11,937	11,332	15,000	15,000	15,000	15,000
Fines and Forfeitures Total	11,937	11,332	15,000	15,000	15,000	15,000
Interest						
361000 Investment Earnings	250,077	395,376	277,300	342,000	342,000	342,000
364100 Interfund Loan Interest	8,370	11,414	5,131	0	0	0
Interest Total	258,447	406,790	282,431	342,000	342,000	342,000
Other Revenues						
371000 Miscellaneous Income	(20,613)	15,496	7,500	7,500	7,500	7,500
371100 Recoveries from Collections	385	385	0	0	0	0
372000 Over and Short	431	448	0	0	0	0
373100 Special Program Donations	4,071	3,158	5,000	0	0	0
374300 Interfund Loan Principal	102,143	102,143	357,143	0	0	0
Other Revenues Total	86,417	121,629	369,643	7,500	7,500	7,500
General Fund Transfers						
381100 Transfer from General Fund	149,786	145,534	401,761	210,936	210,936	210,936
General Fund Transfers Total	149,786	145,534	401,761	210,936	210,936	210,936
Other Fund Transfers						
381190 Transfer from Health	6,044	0	47,033	29,500	29,500	29,500
381480 Xfr from Capital Impr Projects	16,834	2,832	137,255	95,750	95,750	95,750
Other Fund Transfers Total	22,878	2,832	184,288	125,250	125,250	125,250

MARION COUNTY FY 2020-21 BUDGET

BY DEPARTMENT

PUBLIC WORKS

130 - Public Works	Actual FY 17-18	Actual FY 18-19	Budget FY 19-20	Proposed FY 20-21	Approved FY 20-21	Adopted FY 20-21
Settlements						
382100 Settlements	31,218	72,942	0	0	0	0
Settlements Total	31,218	72,942	0	0	0	0
Net Working Capital						
392000 Net Working Capital Unrestr	26,447,099	28,192,966	31,165,726	25,756,482	25,756,482	25,756,482
Net Working Capital Total	26,447,099	28,192,966	31,165,726	25,756,482	25,756,482	25,756,482
Public Works Total	56,369,697	62,225,576	70,965,119	64,279,786	64,279,786	64,279,786
305 - Land Use Planning	Actual FY 17-18	Actual FY 18-19	Budget FY 19-20	Proposed FY 20-21	Approved FY 20-21	Adopted FY 20-21
Charges for Services						
341140 Planning Fees	320,108	323,152	325,000	260,000	260,000	260,000
Charges for Services Total	320,108	323,152	325,000	260,000	260,000	260,000
Interest						
361000 Investment Earnings	1,816	2,068	1,150	1,000	1,000	1,000
Interest Total	1,816	2,068	1,150	1,000	1,000	1,000
General Fund Transfers						
381100 Transfer from General Fund	305,647	376,495	572,089	536,580	536,580	536,580
General Fund Transfers Total	305,647	376,495	572,089	536,580	536,580	536,580
Other Fund Transfers						
381165 Xfr from Lottery and Econ Dev	324,000	324,000	324,000	324,000	324,000	324,000
Other Fund Transfers Total	324,000	324,000	324,000	324,000	324,000	324,000
Net Working Capital						
391000 Net Working Capital Restricted	1,090	0	0	0	0	0
392000 Net Working Capital Unrestr	(1,090)	0	0	0	0	0
Net Working Capital Total	0	0	0	0	0	0
Land Use Planning Total	951,570	1,025,715	1,222,239	1,121,580	1,121,580	1,121,580
310 - Parks	Actual FY 17-18	Actual FY 18-19	Budget FY 19-20	Proposed FY 20-21	Approved FY 20-21	Adopted FY 20-21
Intergovernmental Federal						
331990 Other Federal Revenues	(3,000)	0	0	0	0	0
Intergovernmental Federal Total	(3,000)	0	0	0	0	0
Intergovernmental State						
332018 RV Parks Apportionment	311,992	307,269	295,000	308,000	308,000	308,000
Intergovernmental State Total	311,992	307,269	295,000	308,000	308,000	308,000
Charges for Services						
341520 System Development Charges	25,191	25,955	29,000	25,000	25,000	25,000
341580 Camping Fees	9,112	11,293	10,500	12,000	12,000	12,000
342310 Parking Permits	26,662	32,706	31,000	32,000	32,000	32,000
345100 Sale of Capital Assets	960	0	0	0	0	0
345300 Surplus Property Sales	243	0	0	0	0	0
347003 PW Services to Svc Districts	0	330	0	0	0	0

MARION COUNTY FY 2020-21 BUDGET

BY DEPARTMENT

PUBLIC WORKS

310 - Parks	Actual FY 17-18	Actual FY 18-19	Budget FY 19-20	Proposed FY 20-21	Approved FY 20-21	Adopted FY 20-21
Charges for Services						
347005 PW Services to County Depts	9,494	15,356	10,000	15,000	15,000	15,000
Charges for Services Total	71,663	85,640	80,500	84,000	84,000	84,000
Interest						
361000 Investment Earnings	3,806	5,181	4,000	9,000	9,000	9,000
Interest Total	3,806	5,181	4,000	9,000	9,000	9,000
Other Revenues						
372000 Over and Short	480	169	0	0	0	0
373100 Special Program Donations	0	1,628	0	0	0	0
Other Revenues Total	480	1,797	0	0	0	0
General Fund Transfers						
381100 Transfer from General Fund	214,397	221,595	200,409	161,789	161,789	161,789
General Fund Transfers Total	214,397	221,595	200,409	161,789	161,789	161,789
Other Fund Transfers						
381515 Xfr from Stormwater Management	0	0	14,455	0	0	0
Other Fund Transfers Total	0	0	14,455	0	0	0
Settlements						
382100 Settlements	0	1,518	0	0	0	0
Settlements Total	0	1,518	0	0	0	0
Net Working Capital						
392000 Net Working Capital Unrestr	433,438	456,117	435,575	663,196	663,196	663,196
Net Working Capital Total	433,438	456,117	435,575	663,196	663,196	663,196
Parks Total	1,032,777	1,079,117	1,029,939	1,225,985	1,225,985	1,225,985
320 - Surveyor	Actual FY 17-18	Actual FY 18-19	Budget FY 19-20	Proposed FY 20-21	Approved FY 20-21	Adopted FY 20-21
Charges for Services						
341110 Corner Restoration Record Fees	454,224	414,656	400,000	500,000	500,000	500,000
341430 Copy Machine Fees	384	356	350	150	150	150
341670 Surveyor Fees	125,830	132,681	120,000	140,000	140,000	140,000
347005 PW Services to County Depts	22,226	33,139	12,000	30,000	30,000	30,000
Charges for Services Total	602,663	580,832	532,350	670,150	670,150	670,150
Interest						
361000 Investment Earnings	22,337	36,815	25,000	40,000	40,000	40,000
Interest Total	22,337	36,815	25,000	40,000	40,000	40,000
General Fund Transfers						
381100 Transfer from General Fund	101,659	101,659	101,659	101,659	101,659	101,659
General Fund Transfers Total	101,659	101,659	101,659	101,659	101,659	101,659
Net Working Capital						
392000 Net Working Capital Unrestr	1,828,137	2,108,134	2,341,620	2,592,906	2,592,906	2,592,906
Net Working Capital Total	1,828,137	2,108,134	2,341,620	2,592,906	2,592,906	2,592,906
Surveyor Total	2,554,796	2,827,440	3,000,629	3,404,715	3,404,715	3,404,715

MARION COUNTY FY 2020-21 BUDGET

BY DEPARTMENT

PUBLIC WORKS

330 - Building Inspection	Actual FY 17-18	Actual FY 18-19	Budget FY 19-20	Proposed FY 20-21	Approved FY 20-21	Adopted FY 20-21
Licenses and Permits						
323010 Structural Permits	3,229,389	3,942,108	3,200,000	3,500,000	3,500,000	3,500,000
Licenses and Permits Total	3,229,389	3,942,108	3,200,000	3,500,000	3,500,000	3,500,000
Intergovernmental State						
332990 Other State Revenues	0	3,039	0	0	0	0
Intergovernmental State Total	0	3,039	0	0	0	0
Interest						
361000 Investment Earnings	32,934	59,688	40,000	66,000	66,000	66,000
Interest Total	32,934	59,688	40,000	66,000	66,000	66,000
Other Revenues						
372000 Over and Short	0	50	0	0	0	0
Other Revenues Total	0	50	0	0	0	0
Net Working Capital						
392000 Net Working Capital Unrestr	2,737,300	3,381,385	4,531,629	4,417,659	4,417,659	4,417,659
Net Working Capital Total	2,737,300	3,381,385	4,531,629	4,417,659	4,417,659	4,417,659
Building Inspection Total	5,999,623	7,386,271	7,771,629	7,983,659	7,983,659	7,983,659
510 - Environmental Services	Actual FY 17-18	Actual FY 18-19	Budget FY 19-20	Proposed FY 20-21	Approved FY 20-21	Adopted FY 20-21
Taxes						
312110 Franchise Fees Trash Collect	389,749	414,299	400,000	400,000	400,000	400,000
Taxes Total	389,749	414,299	400,000	400,000	400,000	400,000
Intergovernmental State						
332087 OR Dept Environmental Quality	51,746	0	57,200	57,200	57,200	57,200
332990 Other State Revenues	11,001	5,500	0	0	0	0
Intergovernmental State Total	62,747	5,500	57,200	57,200	57,200	57,200
Charges for Services						
341490 Ferrous Metal Fees	667,817	519,929	390,600	295,029	295,029	295,029
341500 Electricity Generation Fees	1,610,854	1,152,429	1,600,000	1,600,000	1,600,000	1,600,000
341999 Other Fees	750	2,100	0	0	0	0
342200 Property Leases	36,924	36,978	36,978	36,978	36,978	36,978
342610 Browns Island Tipping Fees	788,809	563,446	576,158	434,277	434,277	434,277
342620 Waste to Energy Tipping Fees	12,335,331	12,398,518	12,843,669	12,695,866	12,695,866	12,695,866
342640 N Marion Tipping Fees	1,934,634	2,371,674	2,471,488	2,532,854	2,532,854	2,532,854
342645 Appliance Metal Recovery Fees	6,639	22,838	0	0	0	0
342650 SKRTS Tipping Fees	5,741,828	6,155,656	6,609,116	6,587,133	6,587,133	6,587,133
342660 Browns Island Composting Fees	84,941	67,958	67,812	70,685	70,685	70,685
342672 Medical Waste Blue Bin Fees	1,083,135	1,286,385	1,079,838	1,772,031	1,772,031	1,772,031
342673 Medical Waste Gray Bin Fees	840,144	906,760	795,089	1,337,875	1,337,875	1,337,875
342674 WTEF Supplemental Waste Fees	205,433	207,945	181,916	582,900	582,900	582,900

MARION COUNTY FY 2020-21 BUDGET

BY DEPARTMENT

PUBLIC WORKS

510 - Environmental Services	Actual FY 17-18	Actual FY 18-19	Budget FY 19-20	Proposed FY 20-21	Approved FY 20-21	Adopted FY 20-21
Charges for Services						
342675 WTEF Suppl Waste Environ Fees	15,494	23,052	14,553	0	0	0
342690 Other Tipping Fees	131,079	102,398	0	0	0	0
344999 Other Reimbursements	139,429	197,670	97,500	120,000	120,000	120,000
345100 Sale of Capital Assets	0	253,269	0	0	0	0
347003 PW Services to Svc Districts	325	182,362	175,000	175,000	175,000	175,000
347005 PW Services to County Depts	14,607	44,813	12,000	5,000	5,000	5,000
Charges for Services Total	25,638,173	26,496,179	26,951,717	28,245,628	28,245,628	28,245,628
Interest						
361000 Investment Earnings	139,913	253,934	170,000	297,000	297,000	297,000
Interest Total	139,913	253,934	170,000	297,000	297,000	297,000
Other Revenues						
371100 Recoveries from Collections	244	4,334	350	0	0	0
372000 Over and Short	0	(1,127)	0	0	0	0
Other Revenues Total	244	3,207	350	0	0	0
Other Fund Transfers						
381310 Transfer from Parks	0	0	15,511	0	0	0
Other Fund Transfers Total	0	0	15,511	0	0	0
Net Working Capital						
392000 Net Working Capital Unrestr	10,809,805	14,593,905	16,759,430	20,003,878	20,003,878	20,003,878
Net Working Capital Total	10,809,805	14,593,905	16,759,430	20,003,878	20,003,878	20,003,878
Environmental Services Total	37,040,631	41,767,024	44,354,208	49,003,706	49,003,706	49,003,706
515 - Stormwater Management	Actual FY 17-18	Actual FY 18-19	Budget FY 19-20	Proposed FY 20-21	Approved FY 20-21	Adopted FY 20-21
Charges for Services						
342551 Stormwater Commercial Fees	158,454	159,222	0	0	0	0
342552 Stormwater Fees	376,831	377,159	634,577	634,577	634,577	634,577
342553 Stormwater MF Residential Fees	94,472	94,554	0	0	0	0
347002 PW Services to Cities	228	3,116	0	0	0	0
347003 PW Services to Svc Districts	76,231	67,060	90,117	72,739	72,739	72,739
347005 PW Services to County Depts	235,548	282,881	366,172	375,326	375,326	375,326
Charges for Services Total	941,766	983,991	1,090,866	1,082,642	1,082,642	1,082,642
Interest						
361000 Investment Earnings	8,685	15,766	10,500	16,000	16,000	16,000
Interest Total	8,685	15,766	10,500	16,000	16,000	16,000
Net Working Capital						
392000 Net Working Capital Unrestr	779,032	967,688	1,073,880	1,237,811	1,237,811	1,237,811
Net Working Capital Total	779,032	967,688	1,073,880	1,237,811	1,237,811	1,237,811
Stormwater Management Total	1,729,482	1,967,445	2,175,246	2,336,453	2,336,453	2,336,453

MARION COUNTY FY 2020-21 BUDGET

BY DEPARTMENT

PUBLIC WORKS

595 - Fleet Management	Actual FY 17-18	Actual FY 18-19	Budget FY 19-20	Proposed FY 20-21	Approved FY 20-21	Adopted FY 20-21
Charges for Services						
342200 Property Leases	11,280	0	0	0	0	0
342400 Fleet Rentals	1,606,681	1,582,479	1,512,462	1,677,559	1,677,559	1,677,559
342410 Motor Pool Mileage Charges	45,132	43,740	46,750	46,750	46,750	46,750
344999 Other Reimbursements	(25,024)	(14,620)	0	0	0	0
345100 Sale of Capital Assets	222,899	329,973	143,000	364,000	364,000	364,000
347004 PW Services to Other Agencies	1,808	5,347	1,500	1,000	1,000	1,000
Charges for Services Total	1,862,776	1,946,920	1,703,712	2,089,309	2,089,309	2,089,309
General Fund Transfers						
381100 Transfer from General Fund	0	56,346	0	32,700	32,700	32,700
General Fund Transfers Total	0	56,346	0	32,700	32,700	32,700
Other Fund Transfers						
381125 Transfer from Juvenile Grants	0	19,773	0	0	0	0
381130 Transfer from Public Works	0	32,628	86,266	70,875	70,875	70,875
381190 Transfer from Health	0	86,834	25,000	42,000	42,000	42,000
381245 Xfr from Public Safety ESSD	0	126,888	108,006	0	0	0
381330 Transfer from Building Insp	0	27,351	0	0	0	0
381510 Transfer from Env Services	0	0	51,260	0	0	0
381515 Xfr from Stormwater Management	0	0	55,000	0	0	0
Other Fund Transfers Total	0	293,473	325,532	112,875	112,875	112,875
Settlements						
382100 Settlements	0	40,743	0	0	0	0
Settlements Total	0	40,743	0	0	0	0
Net Working Capital						
392000 Net Working Capital Unrestr	1,686,593	1,640,441	2,196,864	940,367	940,367	940,367
Net Working Capital Total	1,686,593	1,640,441	2,196,864	940,367	940,367	940,367
Fleet Management Total	3,549,369	3,977,923	4,226,108	3,175,251	3,175,251	3,175,251
Public Works Grand Total	109,227,946	122,256,509	134,745,117	132,531,135	132,531,135	132,531,135

MARION COUNTY FY 2020-21 BUDGET

BY DEPARTMENT

PUBLIC WORKS

Requirements by Fund Detail

130 - Public Works	Actual FY 17-18	Actual FY 18-19	Budget FY 19-20	Proposed FY 20-21	Approved FY 20-21	Adopted FY 20-21
Personnel Services						
Salaries and Wages						
511020 Salaries and Wages Budget Only	0	0	(48,788)	0	0	0
511110 Regular Wages	5,779,548	6,125,659	8,770,366	9,312,671	9,312,671	9,312,671
511120 Temporary Wages	471,045	362,783	712,795	698,571	698,571	698,571
511130 Vacation Pay	381,149	393,725	0	0	0	0
511140 Sick Pay	271,703	268,461	0	0	0	0
511150 Holiday Pay	316,252	359,872	0	0	0	0
511160 Comp Time Pay	114,442	115,234	450	1,000	1,000	1,000
511180 Differential Pay	3,119	3,618	0	0	0	0
511210 Compensation Credits	172,596	156,804	143,530	122,030	122,030	122,030
511220 Pager Pay	37,605	38,855	39,000	39,000	39,000	39,000
511240 Leave Payoff	60,315	117,074	0	1,000	1,000	1,000
511270 Leadworker Pay	554	189	0	0	0	0
511290 Health Insurance Waiver Pay	11,521	13,135	14,400	22,008	22,008	22,008
511420 Premium Pay	108,142	100,055	143,800	158,828	158,828	158,828
511450 Premium Pay Temps	12,693	9,932	20,280	11,705	11,705	11,705
Salaries and Wages Total	7,740,682	8,065,398	9,795,833	10,366,813	10,366,813	10,366,813
Fringe Benefits						
512010 Fringe Benefits Budget Only	0	0	25,927	63,056	63,056	63,056
512110 PERS	1,342,394	1,337,041	2,049,044	2,330,639	2,330,639	2,330,639
512120 401K	49,516	48,910	55,376	62,530	62,530	62,530
512130 PERS Debt Service	403,051	510,675	473,202	505,922	505,922	505,922
512200 FICA	583,492	608,916	736,717	774,875	774,875	774,875
512310 Medical Insurance	1,813,831	1,958,597	2,358,788	2,429,462	2,429,462	2,429,462
512320 Dental Insurance	167,475	175,329	234,481	204,216	204,216	204,216
512330 Group Term Life Insurance	12,428	12,971	16,466	17,512	17,512	17,512
512340 Long Term Disability Insurance	25,294	26,567	36,947	39,227	39,227	39,227
512400 Unemployment Insurance	24,828	24,340	33,036	28,366	28,366	28,366
512520 Workers Comp Insurance	3,456	3,275	5,293	5,351	5,351	5,351
512600 Wellness Program	4,815	5,054	6,075	6,239	6,239	6,239
512610 Employee Assistance Program	3,561	4,066	5,156	5,298	5,298	5,298
512700 County HSA Contributions	10,726	10,296	7,150	1,950	1,950	1,950
Fringe Benefits Total	4,444,868	4,726,037	6,043,658	6,474,643	6,474,643	6,474,643
Personnel Services Total	12,185,550	12,791,435	15,839,491	16,841,456	16,841,456	16,841,456
Materials and Services						
Supplies						
521010 Office Supplies	12,618	12,311	13,992	15,585	15,585	15,585
521030 Field Supplies	61,002	64,427	65,333	60,822	60,822	60,822

MARION COUNTY FY 2020-21 BUDGET

BY DEPARTMENT

PUBLIC WORKS

130 - Public Works	Actual FY 17-18	Actual FY 18-19	Budget FY 19-20	Proposed FY 20-21	Approved FY 20-21	Adopted FY 20-21
Materials and Services						
521050 Janitorial Supplies	439	6,519	1,450	2,425	2,425	2,425
521060 Electrical Supplies	12,445	11,654	23,400	18,750	18,750	18,750
521070 Departmental Supplies	27,554	16,760	38,058	21,500	21,500	21,500
521080 Food Supplies	1,524	1,632	1,950	1,950	1,950	1,950
521090 Uniforms and Clothing	359	315	500	8,500	8,500	8,500
521100 Medical Supplies	1,600	0	0	0	0	0
521110 First Aid Supplies	130	738	1,200	1,200	1,200	1,200
521190 Publications	2,410	1,927	2,290	2,590	2,590	2,590
521210 Gasoline	165,443	118,644	100,719	122,307	122,307	122,307
521220 Diesel	224,318	297,565	274,000	232,000	232,000	232,000
521230 Propane	1,575	1,165	11,250	8,850	8,850	8,850
521240 Automotive Supplies	7,232	7,094	4,550	5,450	5,450	5,450
521241 Oil and Lubricants	11,223	15,337	19,200	14,100	14,100	14,100
521300 Safety Clothing	24,388	23,512	39,290	45,542	45,542	45,542
521310 Safety Equipment	18,984	37,429	20,300	40,000	40,000	40,000
Supplies Total	573,245	617,029	617,482	601,571	601,571	601,571
Materials						
522010 Liquid Asphalt	1,170,990	1,025,885	1,202,400	1,233,934	1,233,934	1,233,934
522020 Crushed Rock	522,928	601,131	794,000	754,440	754,440	754,440
522030 Pipe	15,961	3,017	16,900	31,100	31,100	31,100
522050 Bridge Materials	23,796	14,205	30,000	37,880	37,880	37,880
522060 Sign Materials	129,651	122,705	100,400	92,975	92,975	92,975
522070 Paint	643,706	678,689	700,000	1,045,401	1,045,401	1,045,401
522080 Building Materials	8,508	2,623	5,300	6,700	6,700	6,700
522090 Chemical Sprays	60,273	35,397	75,000	75,000	75,000	75,000
522100 Parts	242,887	376,335	237,700	229,500	229,500	229,500
522110 Batteries	19,823	15,175	21,650	13,500	13,500	13,500
522120 Tires and Accessories	27,098	37,253	75,500	65,000	65,000	65,000
522140 Small Tools	22,810	18,880	33,750	25,450	25,450	25,450
522150 Small Office Equipment	5,941	13,421	18,782	22,770	22,770	22,770
522160 Small Departmental Equipment	42,666	44,652	32,350	71,560	71,560	71,560
522170 Computers Non Capital	7,205	31,774	49,845	22,230	22,230	22,230
522180 Software	19,139	6,772	17,420	22,100	22,100	22,100
522190 Asphalt Concrete	535,694	530,253	600,000	574,575	574,575	574,575
522240 Deicer	9,194	23,162	15,000	15,000	15,000	15,000
Materials Total	3,508,269	3,581,330	4,025,997	4,339,115	4,339,115	4,339,115
Communications						
523010 Telephone Equipment	0	58	304	612	612	612
523020 Phone and Communication Svcs	23,853	23,549	32,150	32,800	32,800	32,800
523040 Data Connections	16,715	20,389	25,500	27,140	27,140	27,140
523050 Postage	0	70	20	70	70	70

MARION COUNTY FY 2020-21 BUDGET

BY DEPARTMENT

PUBLIC WORKS

130 - Public Works	Actual FY 17-18	Actual FY 18-19	Budget FY 19-20	Proposed FY 20-21	Approved FY 20-21	Adopted FY 20-21
Materials and Services						
523060 Cellular Phones	18,809	21,970	24,270	20,000	20,000	20,000
523090 Long Distance Charges	1,063	883	650	875	875	875
523100 Radios and Accessories	15,138	50,077	430,100	422,000	422,000	422,000
Communications Total	75,577	116,995	512,994	503,497	503,497	503,497
Utilities						
524010 Electricity	162,902	162,372	181,100	176,700	176,700	176,700
524020 City Operations and St Lights	28,720	20,342	32,601	15,601	15,601	15,601
524030 Traffic Signal Electricity	28,654	29,105	32,100	32,000	32,000	32,000
524040 Natural Gas	29,296	30,173	35,000	35,000	35,000	35,000
524050 Water	651	1,489	1,675	1,475	1,475	1,475
524070 Sewer	567	1,873	1,971	2,096	2,096	2,096
524090 Garbage Disposal and Recycling	14,564	14,880	28,292	29,620	29,620	29,620
Utilities Total	265,354	260,234	312,739	292,492	292,492	292,492
Contracted Services						
525110 Consulting Services	21,742	51,914	150,000	200,000	200,000	200,000
525155 Credit Card Fees	7,363	7,400	9,800	9,800	9,800	9,800
525158 Armored Car Services	8,929	8,617	9,600	9,600	9,600	9,600
525175 Temporary Staffing	0	16,672	0	0	0	0
525235 Laboratory Services	11,320	11,397	19,320	27,470	27,470	27,470
525310 Laundry Services	2,060	2,340	2,500	0	0	0
525320 Food Services	0	679	800	800	800	800
525355 Engineering Services	28,198	86,555	632,500	900,000	900,000	900,000
525360 Public Works Services	58,040	73,083	13,500	27,500	27,500	27,500
525365 Striping Services	30,064	62,993	75,000	75,000	75,000	75,000
525370 Stormwater Services	113,504	137,167	136,000	136,000	136,000	136,000
525405 Code Enforcement Services	45,318	49,948	51,481	53,512	53,512	53,512
525410 Dispatch Services	36,388	38,025	40,000	40,000	40,000	40,000
525450 Subscription Services	36	27,107	9,915	59,721	59,721	59,721
525555 Security Services	240	575	400	0	0	0
525710 Printing Services	2,320	4,631	7,200	10,750	10,750	10,750
525715 Advertising	5,487	9,256	2,300	1,800	1,800	1,800
525735 Mail Services	9,407	8,507	9,450	10,500	10,500	10,500
525740 Document Disposal Services	270	324	480	325	325	325
525862 Tire Hauling Services	270	328	450	450	450	450
525870 Hazardous Waste Disposal	41,715	16,883	50,000	48,000	48,000	48,000
525999 Other Contracted Services	642,884	508,082	971,235	965,345	965,345	965,345
Contracted Services Total	1,065,554	1,122,483	2,191,931	2,576,573	2,576,573	2,576,573
Repairs and Maintenance						
526011 Dept Equipment Maintenance	13,419	20,503	21,075	21,100	21,100	21,100
526012 Vehicle Maintenance	154,515	157,875	156,370	135,000	135,000	135,000
526013 Ferry Maintenance	8,249	1,179	30,000	30,000	30,000	30,000

MARION COUNTY FY 2020-21 BUDGET

BY DEPARTMENT

PUBLIC WORKS

130 - Public Works	Actual FY 17-18	Actual FY 18-19	Budget FY 19-20	Proposed FY 20-21	Approved FY 20-21	Adopted FY 20-21
Materials and Services						
526014 Radio Maintenance	3,947	466	2,800	5,800	5,800	5,800
526020 Computer Hardware Maintenance	5,235	5,130	3,200	3,200	3,200	3,200
526021 Computer Software Maintenance	37,975	38,743	38,385	27,300	27,300	27,300
526030 Building Maintenance	71,317	29,637	60,000	55,000	55,000	55,000
526032 Roof Maintenance	0	23	5,000	5,000	5,000	5,000
526040 Remodels and Site Improvements	13,041	2,194	4,500	4,500	4,500	4,500
526050 Grounds Maintenance	2,486	2,899	15,000	10,000	10,000	10,000
526060 Traffic Signal Maintenance	32,450	46,694	34,000	30,200	30,200	30,200
526062 Sewer Maintenance	0	875	5,000	5,000	5,000	5,000
Repairs and Maintenance Total	342,634	306,218	375,330	332,100	332,100	332,100
Rentals						
527100 Vehicle Rental	0	188	325	825	825	825
527110 Fleet Leases	272,936	242,896	239,883	256,063	256,063	256,063
527120 Motor Pool Mileage	6,971	4,223	6,700	7,350	7,350	7,350
527130 Parking	30	66	0	200	200	200
527140 County Parking	660	660	660	660	660	660
527200 Building Rental County	13,060	12,482	19,814	18,095	18,095	18,095
527210 Building Rental Private	70	0	0	0	0	0
527300 Equipment Rental	53,426	43,121	60,411	64,480	64,480	64,480
Rentals Total	347,153	303,636	327,793	347,673	347,673	347,673
Insurance						
528110 Liability Insurance Premiums	33,477	33,477	34,000	34,680	34,680	34,680
528415 Auto Claims	4,721	3,803	500	500	500	500
Insurance Total	38,198	37,280	34,500	35,180	35,180	35,180
Miscellaneous						
529110 Mileage Reimbursement	2,398	2,614	3,252	3,352	3,352	3,352
529120 Commercial Travel	831	1,506	6,950	5,700	5,700	5,700
529130 Meals	16,764	7,528	10,835	11,056	11,056	11,056
529140 Lodging	12,652	10,253	21,063	18,954	18,954	18,954
529210 Meetings	1,798	842	3,400	3,700	3,700	3,700
529220 Conferences	10,457	12,014	21,059	24,624	24,624	24,624
529230 Training	12,572	12,367	112,705	70,396	70,396	70,396
529300 Dues and Memberships	10,221	10,606	14,030	17,922	17,922	17,922
529650 Pre Employment Costs	11,051	9,163	6,250	8,900	8,900	8,900
529740 Fairs and Shows	209	101	100	500	500	500
529820 Vehicle Registration	496	0	244	250	250	250
529840 Professional Licenses	3,960	2,569	2,000	10,675	10,675	10,675
529850 Device Licenses	0	34,300	0	0	0	0
529860 Permits	11,591	2,758	11,250	12,350	12,350	12,350
529880 Recording Charges	1,879	2,242	1,600	4,400	4,400	4,400

MARION COUNTY FY 2020-21 BUDGET

BY DEPARTMENT

PUBLIC WORKS

130 - Public Works	Actual FY 17-18	Actual FY 18-19	Budget FY 19-20	Proposed FY 20-21	Approved FY 20-21	Adopted FY 20-21
Materials and Services						
529910 Awards and Recognition	3,203	0	7,500	10,000	10,000	10,000
529999 Miscellaneous Expense	300	3	0	0	0	0
Miscellaneous Total	100,382	108,867	222,238	202,779	202,779	202,779
Materials and Services Total	6,316,366	6,454,071	8,621,004	9,230,980	9,230,980	9,230,980
Administrative Charges						
611100 County Admin Allocation	198,392	226,640	269,222	246,095	246,095	246,095
611210 Facilities Mgt Allocation	175,645	284,357	329,711	331,596	331,596	331,596
611220 Custodial Allocation	152,514	154,032	183,645	194,002	194,002	194,002
611230 Courier Allocation	7,223	6,807	7,592	8,512	8,512	8,512
611250 Risk Management Allocation	59,592	53,935	75,569	76,713	76,713	76,713
611255 Benefits Allocation	41,892	46,810	49,715	0	0	0
611260 Human Resources Allocation	151,024	178,637	215,109	284,013	284,013	284,013
611300 Legal Services Allocation	46,020	41,777	57,988	47,723	47,723	47,723
611400 Information Tech Allocation	365,137	395,367	469,272	476,427	476,427	476,427
611410 FIMS Allocation	270,111	293,190	287,855	255,314	255,314	255,314
611420 Telecommunications Allocation	29,892	27,259	35,301	35,464	35,464	35,464
611430 Info Tech Direct Charges	305,541	318,828	435,354	397,669	397,669	397,669
611600 Finance Allocation	266,357	302,454	337,933	361,984	361,984	361,984
611800 MCBEE Allocation	4,580	4,641	12,971	34,927	34,927	34,927
612100 IT Equipment Use Charges	39,877	72,862	47,263	84,995	84,995	84,995
614100 Liability Insurance Allocation	117,399	164,700	166,100	151,401	151,401	151,401
614200 WC Insurance Allocation	126,400	96,200	90,800	99,004	99,004	99,004
Administrative Charges Total	2,357,595	2,668,496	3,071,400	3,085,839	3,085,839	3,085,839
Capital Outlay						
531300 Departmental Equipment Capital	22,913	72,450	393,518	116,466	116,466	116,466
531600 Computer Hardware Capital	8,774	0	0	0	0	0
531700 Computer Software Capital	0	0	27,035	0	0	0
532100 Automobiles	0	0	0	157,500	157,500	157,500
532200 Pickups and Trucks	0	43,174	0	0	0	0
532400 Off Road Vehicles	18,759	199,634	249,200	123,500	123,500	123,500
532500 Road Maintenance Vehicles	1,069,165	491,161	825,200	651,100	651,100	651,100
532600 Ferries	32,498	51,476	835,725	426,250	426,250	426,250
533110 Road Resurfacing	3,482,512	5,304,888	4,454,750	4,460,000	4,460,000	4,460,000
533170 Road Construction	1,485,770	665,383	5,955,000	7,720,000	7,720,000	7,720,000
533180 Safety Improvements	111,139	859,830	486,500	1,603,000	1,603,000	1,603,000
533200 Traffic Signals	92,564	72,214	2,123,225	1,310,750	1,310,750	1,310,750
533500 Bridge Construction	495,595	1,157,227	3,194,600	2,042,821	2,042,821	2,042,821
534100 Building Construction	0	0	1,650,000	0	0	0
534600 Site Improvements	478,169	41,416	426,928	385,000	385,000	385,000
535110 Right of Way	9,361	102,376	0	0	0	0
Capital Outlay Total	7,307,219	9,061,229	20,621,681	18,996,387	18,996,387	18,996,387

MARION COUNTY FY 2020-21 BUDGET

BY DEPARTMENT

PUBLIC WORKS

130 - Public Works	Actual FY 17-18	Actual FY 18-19	Budget FY 19-20	Proposed FY 20-21	Approved FY 20-21	Adopted FY 20-21
Transfers Out						
561480 Xfer to Capital Impr Projects	10,000	51,991	0	0	0	0
561595 Transfer to Fleet Management	0	32,628	86,266	70,875	70,875	70,875
Transfers Out Total	10,000	84,619	86,266	70,875	70,875	70,875
Contingency						
571010 Contingency	0	0	4,497,178	5,025,815	5,025,815	5,025,815
Contingency Total	0	0	4,497,178	5,025,815	5,025,815	5,025,815
Ending Fund Balance						
573010 Unapprop Ending Fund Balance	0	0	18,228,099	11,028,434	11,028,434	11,028,434
Ending Fund Balance Total	0	0	18,228,099	11,028,434	11,028,434	11,028,434
Public Works Total	28,176,731	31,059,850	70,965,119	64,279,786	64,279,786	64,279,786
305 - Land Use Planning	Actual FY 17-18	Actual FY 18-19	Budget FY 19-20	Proposed FY 20-21	Approved FY 20-21	Adopted FY 20-21
Personnel Services						
Salaries and Wages						
511020 Salaries and Wages Budget Only	0	0	(38,023)	0	0	0
511110 Regular Wages	315,416	344,337	482,839	395,088	395,088	395,088
511130 Vacation Pay	27,984	40,637	0	0	0	0
511140 Sick Pay	30,913	15,808	0	0	0	0
511150 Holiday Pay	18,114	18,461	0	0	0	0
511160 Comp Time Pay	1,904	355	0	0	0	0
511210 Compensation Credits	16,598	17,467	18,112	11,220	11,220	11,220
511240 Leave Payoff	45	3,675	0	1,800	1,800	1,800
511290 Health Insurance Waiver Pay	0	0	0	2,400	2,400	2,400
511420 Premium Pay	32	13	0	0	0	0
Salaries and Wages Total	411,005	440,753	462,928	410,508	410,508	410,508
Fringe Benefits						
512110 PERS	92,656	96,991	114,968	93,798	93,798	93,798
512120 401K	1,465	5,250	5,735	3,767	3,767	3,767
512130 PERS Debt Service	5,433	9,493	26,551	21,867	21,867	21,867
512200 FICA	31,084	33,698	38,312	31,266	31,266	31,266
512310 Medical Insurance	88,649	90,012	104,983	74,520	74,520	74,520
512320 Dental Insurance	8,444	8,322	10,436	6,264	6,264	6,264
512330 Group Term Life Insurance	745	776	909	743	743	743
512340 Long Term Disability Insurance	1,516	1,585	2,039	1,669	1,669	1,669
512400 Unemployment Insurance	1,338	1,349	1,855	1,227	1,227	1,227
512520 Workers Comp Insurance	130	122	193	165	165	165
512600 Wellness Program	231	226	260	220	220	220
512610 Employee Assistance Program	171	182	221	187	187	187

MARION COUNTY FY 2020-21 BUDGET

BY DEPARTMENT

PUBLIC WORKS

305 - Land Use Planning	Actual FY 17-18	Actual FY 18-19	Budget FY 19-20	Proposed FY 20-21	Approved FY 20-21	Adopted FY 20-21
Personnel Services						
512700 County HSA Contributions	2,600	3,088	2,600	2,600	2,600	2,600
Fringe Benefits Total	234,459	251,094	309,062	238,293	238,293	238,293
Personnel Services Total	645,464	691,847	771,990	648,801	648,801	648,801
Materials and Services						
Supplies						
521010 Office Supplies	1,227	2,025	2,924	3,100	3,100	3,100
521190 Publications	50	50	50	75	75	75
Supplies Total	1,277	2,075	2,974	3,175	3,175	3,175
Materials						
522150 Small Office Equipment	289	0	500	1,000	1,000	1,000
522170 Computers Non Capital	0	0	5,500	1,500	1,500	1,500
Materials Total	289	0	6,000	2,500	2,500	2,500
Communications						
523060 Cellular Phones	0	0	600	800	800	800
523090 Long Distance Charges	174	170	200	200	200	200
Communications Total	174	170	800	1,000	1,000	1,000
Contracted Services						
525110 Consulting Services	10,650	13,400	13,200	15,000	15,000	15,000
525155 Credit Card Fees	0	0	3,600	8,000	8,000	8,000
525360 Public Works Services	207	340	300	41,546	41,546	41,546
525405 Code Enforcement Services	28,597	24,356	23,973	24,919	24,919	24,919
525710 Printing Services	474	23	300	300	300	300
525715 Advertising	2,993	4,549	6,000	3,500	3,500	3,500
525735 Mail Services	10,388	3,000	2,700	4,000	4,000	4,000
525740 Document Disposal Services	12	0	20	20	20	20
Contracted Services Total	53,320	45,668	50,093	97,285	97,285	97,285
Repairs and Maintenance						
526030 Building Maintenance	0	0	10,000	750	750	750
Repairs and Maintenance Total	0	0	10,000	750	750	750
Rentals						
527120 Motor Pool Mileage	700	710	700	800	800	800
527200 Building Rental County	16,064	15,353	11,678	12,226	12,226	12,226
527300 Equipment Rental	3,666	3,641	3,777	3,980	3,980	3,980
Rentals Total	20,431	19,704	16,155	17,006	17,006	17,006
Miscellaneous						
529110 Mileage Reimbursement	159	0	600	500	500	500
529230 Training	0	0	7,073	5,500	5,500	5,500
529300 Dues and Memberships	794	644	3,700	3,500	3,500	3,500
529840 Professional Licenses	0	0	1,000	700	700	700
529880 Recording Charges	91	457	200	500	500	500

MARION COUNTY FY 2020-21 BUDGET

BY DEPARTMENT

PUBLIC WORKS

305 - Land Use Planning	Actual FY 17-18	Actual FY 18-19	Budget FY 19-20	Proposed FY 20-21	Approved FY 20-21	Adopted FY 20-21
Materials and Services						
529999 Miscellaneous Expense	0	25	0	0	0	0
Miscellaneous Total	1,044	1,126	12,573	10,700	10,700	10,700
Materials and Services Total	76,534	68,742	98,595	132,416	132,416	132,416
Administrative Charges						
611100 County Admin Allocation	9,823	9,893	9,501	8,932	8,932	8,932
611230 Courier Allocation	443	345	279	309	309	309
611250 Risk Management Allocation	1,100	992	1,824	2,543	2,543	2,543
611255 Benefits Allocation	2,570	2,376	1,832	0	0	0
611260 Human Resources Allocation	9,264	9,068	7,927	10,309	10,309	10,309
611300 Legal Services Allocation	155,489	189,221	272,597	255,705	255,705	255,705
611400 Information Tech Allocation	13,994	14,483	16,012	17,348	17,348	17,348
611410 FIMS Allocation	10,281	10,725	9,710	9,266	9,266	9,266
611420 Telecommunications Allocation	1,145	1,010	1,197	1,288	1,288	1,288
611430 Info Tech Direct Charges	11,736	11,652	14,784	14,450	14,450	14,450
611600 Finance Allocation	7,522	7,737	7,739	7,531	7,531	7,531
611800 MCBEE Allocation	175	170	437	1,267	1,267	1,267
612100 IT Equipment Use Charges	1,530	2,653	1,615	3,115	3,115	3,115
614100 Liability Insurance Allocation	2,600	3,000	4,500	6,700	6,700	6,700
614200 WC Insurance Allocation	1,900	1,800	1,700	1,600	1,600	1,600
Administrative Charges Total	229,572	265,125	351,654	340,363	340,363	340,363
Land Use Planning Total	951,570	1,025,715	1,222,239	1,121,580	1,121,580	1,121,580
310 - Parks	Actual FY 17-18	Actual FY 18-19	Budget FY 19-20	Proposed FY 20-21	Approved FY 20-21	Adopted FY 20-21
Personnel Services						
Salaries and Wages						
511020 Salaries and Wages Budget Only	0	0	(15,000)	0	0	0
511110 Regular Wages	51,330	87,692	119,715	118,656	118,656	118,656
511120 Temporary Wages	76,827	80,804	130,568	49,899	49,899	49,899
511130 Vacation Pay	2,595	5,869	0	0	0	0
511140 Sick Pay	2,574	2,874	0	0	0	0
511150 Holiday Pay	3,422	5,978	0	0	0	0
511160 Comp Time Pay	107	0	0	0	0	0
511210 Compensation Credits	2,282	4,426	4,514	4,564	4,564	4,564
511420 Premium Pay	0	1	780	828	828	828
511450 Premium Pay Temps	1,751	2,792	4,610	4,608	4,608	4,608
Salaries and Wages Total	140,888	190,436	245,187	178,555	178,555	178,555
Fringe Benefits						
512010 Fringe Benefits Budget Only	0	0	1,835	2,011	2,011	2,011
512110 PERS	11,322	21,889	28,511	39,730	39,730	39,730
512120 401K	0	55	59	0	0	0

MARION COUNTY FY 2020-21 BUDGET

BY DEPARTMENT

PUBLIC WORKS

310 - Parks	Actual FY 17-18	Actual FY 18-19	Budget FY 19-20	Proposed FY 20-21	Approved FY 20-21	Adopted FY 20-21
Personnel Services						
512130 PERS Debt Service	7,376	9,317	6,583	6,592	6,592	6,592
512200 FICA	10,688	14,467	19,495	13,243	13,243	13,243
512310 Medical Insurance	15,836	29,204	33,322	33,120	33,120	33,120
512320 Dental Insurance	1,364	2,564	3,312	2,784	2,784	2,784
512330 Group Term Life Insurance	110	192	225	223	223	223
512340 Long Term Disability Insurance	227	395	505	500	500	500
512400 Unemployment Insurance	449	571	460	370	370	370
512520 Workers Comp Insurance	96	111	302	150	150	150
512600 Wellness Program	40	72	82	80	80	80
512610 Employee Assistance Program	29	58	70	68	68	68
Fringe Benefits Total	47,536	78,896	94,761	98,871	98,871	98,871
Personnel Services Total	188,424	269,332	339,948	277,426	277,426	277,426
Materials and Services						
Supplies						
521010 Office Supplies	139	210	202	55	55	55
521030 Field Supplies	3,359	2,104	4,245	3,395	3,395	3,395
521050 Janitorial Supplies	1,374	682	2,350	2,450	2,450	2,450
521060 Electrical Supplies	5	0	0	0	0	0
521090 Uniforms and Clothing	0	0	0	1,180	1,180	1,180
521210 Gasoline	10,491	15,108	16,500	17,000	17,000	17,000
521240 Automotive Supplies	206	0	250	200	200	200
521241 Oil and Lubricants	34	0	200	200	200	200
521300 Safety Clothing	3,147	1,389	4,000	1,725	1,725	1,725
521310 Safety Equipment	1,174	0	1,000	500	500	500
Supplies Total	19,928	19,492	28,747	26,705	26,705	26,705
Materials						
522060 Sign Materials	1,113	2,679	1,000	1,000	1,000	1,000
522070 Paint	0	141	750	1,000	1,000	1,000
522100 Parts	110	667	0	0	0	0
522110 Batteries	0	12	0	0	0	0
522120 Tires and Accessories	0	156	0	0	0	0
522140 Small Tools	958	162	500	500	500	500
522150 Small Office Equipment	0	201	0	0	0	0
522160 Small Departmental Equipment	1,039	317	1,500	2,000	2,000	2,000
Materials Total	3,220	4,334	3,750	4,500	4,500	4,500
Communications						
523020 Phone and Communication Svcs	0	153	700	700	700	700
523060 Cellular Phones	284	865	850	1,000	1,000	1,000
523090 Long Distance Charges	13	14	10	10	10	10

MARION COUNTY FY 2020-21 BUDGET

BY DEPARTMENT

PUBLIC WORKS

310 - Parks	Actual FY 17-18	Actual FY 18-19	Budget FY 19-20	Proposed FY 20-21	Approved FY 20-21	Adopted FY 20-21
Materials and Services						
523100 Radios and Accessories	3,567	0	3,600	0	0	0
Communications Total	3,864	1,032	5,160	1,710	1,710	1,710
Utilities						
524010 Electricity	1,184	1,539	1,500	1,600	1,600	1,600
524020 City Operations and St Lights	2,346	2,254	2,400	2,000	2,000	2,000
524090 Garbage Disposal and Recycling	5,791	5,213	9,500	7,700	7,700	7,700
Utilities Total	9,321	9,006	13,400	11,300	11,300	11,300
Contracted Services						
525110 Consulting Services	0	0	10,000	15,000	15,000	15,000
525235 Laboratory Services	260	675	750	250	250	250
525360 Public Works Services	59,719	45,201	50,500	103,489	103,489	103,489
525450 Subscription Services	0	0	230	0	0	0
525555 Security Services	12,480	18,460	24,000	24,600	24,600	24,600
525710 Printing Services	3,199	4,468	3,000	4,000	4,000	4,000
525715 Advertising	0	225	5,000	2,000	2,000	2,000
525735 Mail Services	62	67	0	100	100	100
525999 Other Contracted Services	5,226	6,973	6,850	27,850	27,850	27,850
Contracted Services Total	80,946	76,069	100,330	177,289	177,289	177,289
Repairs and Maintenance						
526011 Dept Equipment Maintenance	919	2,490	2,000	2,150	2,150	2,150
526012 Vehicle Maintenance	1,459	2,866	500	500	500	500
526030 Building Maintenance	8,909	3,872	11,000	7,000	7,000	7,000
526055 Park Maintenance	59,490	63,269	59,000	39,000	39,000	39,000
Repairs and Maintenance Total	70,777	72,496	72,500	48,650	48,650	48,650
Rentals						
527110 Fleet Leases	16,218	16,021	15,636	17,808	17,808	17,808
527120 Motor Pool Mileage	36	20	0	100	100	100
527200 Building Rental County	3,141	3,002	2,284	2,437	2,437	2,437
527300 Equipment Rental	183	371	1,894	869	869	869
Rentals Total	19,577	19,414	19,814	21,214	21,214	21,214
Insurance						
528415 Auto Claims	0	300	0	0	0	0
Insurance Total	0	300	0	0	0	0
Miscellaneous						
529110 Mileage Reimbursement	71	0	150	300	300	300
529130 Meals	11	0	200	400	400	400
529140 Lodging	327	0	500	1,900	1,900	1,900
529210 Meetings	312	746	840	840	840	840
529220 Conferences	0	345	600	700	700	700
529230 Training	595	0	650	1,000	1,000	1,000

MARION COUNTY FY 2020-21 BUDGET

BY DEPARTMENT

PUBLIC WORKS

310 - Parks	Actual FY 17-18	Actual FY 18-19	Budget FY 19-20	Proposed FY 20-21	Approved FY 20-21	Adopted FY 20-21
Materials and Services						
529300 Dues and Memberships	99	99	500	900	900	900
529650 Pre Employment Costs	0	0	750	750	750	750
529840 Professional Licenses	0	0	0	500	500	500
529860 Permits	150	150	150	150	150	150
Miscellaneous Total	1,565	1,340	4,340	7,440	7,440	7,440
Materials and Services Total	209,198	203,486	248,041	298,808	298,808	298,808
Administrative Charges						
611100 County Admin Allocation	2,345	3,657	6,029	6,059	6,059	6,059
611230 Courier Allocation	66	97	178	211	211	211
611250 Risk Management Allocation	465	496	853	1,195	1,195	1,195
611255 Benefits Allocation	381	668	1,162	0	0	0
611260 Human Resources Allocation	1,374	2,548	5,025	7,024	7,024	7,024
611300 Legal Services Allocation	3,253	2,194	1,589	1,689	1,689	1,689
611400 Information Tech Allocation	5,216	7,100	10,029	11,566	11,566	11,566
611410 FIMS Allocation	3,906	5,278	6,168	6,258	6,258	6,258
611420 Telecommunications Allocation	424	505	731	859	859	859
611430 Info Tech Direct Charges	4,530	5,702	9,437	9,826	9,826	9,826
611600 Finance Allocation	3,898	5,179	6,744	7,992	7,992	7,992
611800 MCBEE Allocation	66	84	278	856	856	856
612100 IT Equipment Use Charges	569	1,293	998	2,047	2,047	2,047
614100 Liability Insurance Allocation	1,600	1,900	2,000	1,800	1,800	1,800
614200 WC Insurance Allocation	300	500	900	2,100	2,100	2,100
Administrative Charges Total	28,393	37,201	52,121	59,482	59,482	59,482
Capital Outlay						
531300 Departmental Equipment Capital	0	0	21,000	0	0	0
534300 Special Construction	5,596	0	0	0	0	0
534600 Site Improvements	145,048	133,522	165,358	99,876	99,876	99,876
Capital Outlay Total	150,644	133,522	186,358	99,876	99,876	99,876
Transfers Out						
561510 Transfer to Environmental Svcs	0	0	15,511	0	0	0
Transfers Out Total	0	0	15,511	0	0	0
Contingency						
571010 Contingency	0	0	47,968	122,000	122,000	122,000
Contingency Total	0	0	47,968	122,000	122,000	122,000
Ending Fund Balance						
573010 Unapprop Ending Fund Balance	0	0	139,992	368,393	368,393	368,393
Ending Fund Balance Total	0	0	139,992	368,393	368,393	368,393
Parks Total	576,659	643,541	1,029,939	1,225,985	1,225,985	1,225,985

MARION COUNTY FY 2020-21 BUDGET

BY DEPARTMENT

PUBLIC WORKS

320 - Surveyor	Actual FY 17-18	Actual FY 18-19	Budget FY 19-20	Proposed FY 20-21	Approved FY 20-21	Adopted FY 20-21
Personnel Services						
Salaries and Wages						
511110 Regular Wages	178,738	202,337	292,468	277,820	277,820	277,820
511130 Vacation Pay	12,585	15,473	0	0	0	0
511140 Sick Pay	9,525	9,880	0	0	0	0
511150 Holiday Pay	9,900	10,291	0	0	0	0
511160 Comp Time Pay	776	791	0	0	0	0
511210 Compensation Credits	7,384	3,872	3,870	3,532	3,532	3,532
511240 Leave Payoff	7,802	2,151	0	0	0	0
511290 Health Insurance Waiver Pay	0	0	0	1,992	1,992	1,992
511420 Premium Pay	0	8	0	0	0	0
Salaries and Wages Total	226,710	244,803	296,338	283,344	283,344	283,344
Fringe Benefits						
512110 PERS	41,906	43,792	68,008	65,030	65,030	65,030
512120 401K	356	789	1,614	1,688	1,688	1,688
512130 PERS Debt Service	13,586	18,029	15,707	15,159	15,159	15,159
512200 FICA	17,145	18,480	22,668	21,675	21,675	21,675
512310 Medical Insurance	53,229	56,944	68,589	53,159	53,159	53,159
512320 Dental Insurance	4,987	5,120	6,816	4,470	4,470	4,470
512330 Group Term Life Insurance	388	433	552	523	523	523
512340 Long Term Disability Insurance	801	895	1,236	1,172	1,172	1,172
512400 Unemployment Insurance	729	735	1,100	849	849	849
512520 Workers Comp Insurance	84	81	128	121	121	121
512600 Wellness Program	135	140	169	160	160	160
512610 Employee Assistance Program	100	113	143	136	136	136
Fringe Benefits Total	133,444	145,552	186,730	164,142	164,142	164,142
Personnel Services Total	360,154	390,356	483,068	447,486	447,486	447,486
Materials and Services						
Supplies						
521010 Office Supplies	400	708	352	252	252	252
521030 Field Supplies	494	370	2,087	3,478	3,478	3,478
521070 Departmental Supplies	0	0	143	0	0	0
521210 Gasoline	2,914	3,227	2,031	3,048	3,048	3,048
521300 Safety Clothing	38	404	210	700	700	700
521310 Safety Equipment	342	0	0	0	0	0
Supplies Total	4,189	4,710	4,823	7,478	7,478	7,478
Materials						
522100 Parts	0	12	3,500	0	0	0
522150 Small Office Equipment	0	291	600	600	600	600
522160 Small Departmental Equipment	0	510	0	8,640	8,640	8,640
522170 Computers Non Capital	0	289	375	0	0	0

MARION COUNTY FY 2020-21 BUDGET

BY DEPARTMENT

PUBLIC WORKS

320 - Surveyor	Actual FY 17-18	Actual FY 18-19	Budget FY 19-20	Proposed FY 20-21	Approved FY 20-21	Adopted FY 20-21
Materials and Services						
522180 Software	0	600	0	0	0	0
Materials Total	0	1,702	4,475	9,240	9,240	9,240
Communications						
523040 Data Connections	760	777	840	1,260	1,260	1,260
523060 Cellular Phones	960	1,162	980	840	840	840
523090 Long Distance Charges	60	62	100	60	60	60
Communications Total	1,779	2,002	1,920	2,160	2,160	2,160
Contracted Services						
525235 Laboratory Services	0	0	100	100	100	100
525360 Public Works Services	0	0	0	32,822	32,822	32,822
525450 Subscription Services	0	0	8,000	8,400	8,400	8,400
525710 Printing Services	0	64	50	50	50	50
525715 Advertising	795	1,733	0	0	0	0
525999 Other Contracted Services	0	0	1,750	1,500	1,500	1,500
Contracted Services Total	795	1,797	9,900	42,872	42,872	42,872
Repairs and Maintenance						
526011 Dept Equipment Maintenance	0	134	176	100	100	100
526021 Computer Software Maintenance	1,099	4,097	7,050	5,500	5,500	5,500
Repairs and Maintenance Total	1,099	4,231	7,226	5,600	5,600	5,600
Rentals						
527110 Fleet Leases	7,788	7,500	7,245	7,371	7,371	7,371
527120 Motor Pool Mileage	67	35	0	0	0	0
527200 Building Rental County	17,779	16,991	16,845	17,643	17,643	17,643
527300 Equipment Rental	257	500	653	643	643	643
Rentals Total	25,891	25,026	24,743	25,657	25,657	25,657
Miscellaneous						
529110 Mileage Reimbursement	0	0	198	198	198	198
529130 Meals	0	0	85	114	114	114
529140 Lodging	0	0	792	396	396	396
529220 Conferences	0	870	867	751	751	751
529230 Training	1,895	0	750	0	0	0
529300 Dues and Memberships	340	210	660	528	528	528
529650 Pre Employment Costs	0	0	50	25	25	25
529860 Permits	0	25	0	0	0	0
529880 Recording Charges	101	0	0	0	0	0
Miscellaneous Total	2,336	1,105	3,402	2,012	2,012	2,012
Materials and Services Total	36,089	40,572	56,489	95,019	95,019	95,019
Administrative Charges						
611100 County Admin Allocation	6,407	6,951	7,811	7,281	7,281	7,281

MARION COUNTY FY 2020-21 BUDGET

BY DEPARTMENT

PUBLIC WORKS

320 - Surveyor	Actual FY 17-18	Actual FY 18-19	Budget FY 19-20	Proposed FY 20-21	Approved FY 20-21	Adopted FY 20-21
Administrative Charges						
611230 Courier Allocation	298	263	285	314	314	314
611250 Risk Management Allocation	733	662	824	827	827	827
611255 Benefits Allocation	1,732	1,805	1,863	0	0	0
611260 Human Resources Allocation	6,246	6,887	8,061	10,484	10,484	10,484
611300 Legal Services Allocation	3,637	5,167	5,749	6,849	6,849	6,849
611400 Information Tech Allocation	8,526	8,857	9,502	10,446	10,446	10,446
611410 FIMS Allocation	6,350	6,694	5,919	5,620	5,620	5,620
611420 Telecommunications Allocation	721	617	731	797	797	797
611430 Info Tech Direct Charges	7,206	7,190	9,122	8,670	8,670	8,670
611600 Finance Allocation	4,532	4,860	5,385	5,862	5,862	5,862
611800 MCBEE Allocation	107	106	267	769	769	769
612100 IT Equipment Use Charges	925	1,633	950	1,869	1,869	1,869
614100 Liability Insurance Allocation	1,900	2,100	1,800	1,800	1,800	1,800
614200 WC Insurance Allocation	1,100	1,100	1,000	900	900	900
Administrative Charges Total	50,420	54,892	59,269	62,488	62,488	62,488
Contingency						
571010 Contingency	0	0	46,500	338,294	338,294	338,294
Contingency Total	0	0	46,500	338,294	338,294	338,294
Ending Fund Balance						
573010 Unapprop Ending Fund Balance	0	0	2,355,303	2,461,428	2,461,428	2,461,428
Ending Fund Balance Total	0	0	2,355,303	2,461,428	2,461,428	2,461,428
Surveyor Total	446,662	485,819	3,000,629	3,404,715	3,404,715	3,404,715
330 - Building Inspection						
	Actual FY 17-18	Actual FY 18-19	Budget FY 19-20	Proposed FY 20-21	Approved FY 20-21	Adopted FY 20-21
Personnel Services						
Salaries and Wages						
511110 Regular Wages	1,049,702	1,163,200	1,719,085	1,705,932	1,705,932	1,705,932
511120 Temporary Wages	22,455	31,901	26,094	19,457	19,457	19,457
511130 Vacation Pay	72,307	80,769	0	0	0	0
511140 Sick Pay	47,291	54,373	0	0	0	0
511150 Holiday Pay	55,851	63,853	0	0	0	0
511160 Comp Time Pay	11,470	12,066	0	0	0	0
511210 Compensation Credits	26,325	14,702	15,302	18,819	18,819	18,819
511240 Leave Payoff	25,108	12,232	0	0	0	0
511290 Health Insurance Waiver Pay	0	707	0	2,400	2,400	2,400
511420 Premium Pay	25,330	16,540	29,600	26,632	26,632	26,632
511450 Premium Pay Temps	13	13	0	0	0	0
Salaries and Wages Total	1,335,853	1,450,355	1,790,081	1,773,240	1,773,240	1,773,240
Fringe Benefits						
512010 Fringe Benefits Budget Only	0	0	10,050	9,849	9,849	9,849

MARION COUNTY FY 2020-21 BUDGET

BY DEPARTMENT

PUBLIC WORKS

330 - Building Inspection	Actual FY 17-18	Actual FY 18-19	Budget FY 19-20	Proposed FY 20-21	Approved FY 20-21	Adopted FY 20-21
Personnel Services						
512110 PERS	231,123	238,018	398,041	399,426	399,426	399,426
512120 401K	3,066	3,694	5,993	3,551	3,551	3,551
512130 PERS Debt Service	84,075	95,999	91,925	92,399	92,399	92,399
512200 FICA	101,485	110,050	134,377	133,249	133,249	133,249
512310 Medical Insurance	304,086	325,385	400,141	372,600	372,600	372,600
512320 Dental Insurance	27,534	28,593	39,776	31,320	31,320	31,320
512330 Group Term Life Insurance	2,179	2,408	3,150	3,122	3,122	3,122
512340 Long Term Disability Insurance	4,468	4,940	7,065	6,996	6,996	6,996
512400 Unemployment Insurance	4,301	4,402	6,415	5,180	5,180	5,180
512520 Workers Comp Insurance	506	501	837	759	759	759
512600 Wellness Program	774	819	1,003	940	940	940
512610 Employee Assistance Program	572	659	852	799	799	799
512700 County HSA Contributions	2,600	4,822	4,550	5,486	5,486	5,486
Fringe Benefits Total	766,769	820,291	1,104,175	1,065,676	1,065,676	1,065,676
Personnel Services Total	2,102,623	2,270,646	2,894,256	2,838,916	2,838,916	2,838,916
Materials and Services						
Supplies						
521010 Office Supplies	5,429	4,967	3,221	4,124	4,124	4,124
521030 Field Supplies	2,002	1,985	1,500	2,000	2,000	2,000
521090 Uniforms and Clothing	1,461	954	1,200	2,000	2,000	2,000
521190 Publications	10,319	3,231	15,025	10,000	10,000	10,000
521210 Gasoline	18,151	19,692	19,000	25,000	25,000	25,000
521220 Diesel	0	87	0	0	0	0
521240 Automotive Supplies	13	6	0	0	0	0
521300 Safety Clothing	441	41	1,200	6,700	6,700	6,700
Supplies Total	37,815	30,962	41,146	49,824	49,824	49,824
Materials						
522110 Batteries	2	0	0	0	0	0
522150 Small Office Equipment	0	0	9,000	1,500	1,500	1,500
522160 Small Departmental Equipment	0	32	0	0	0	0
522170 Computers Non Capital	3,342	4,266	4,000	4,500	4,500	4,500
522180 Software	860	1,832	4,000	6,000	6,000	6,000
Materials Total	4,204	6,130	17,000	12,000	12,000	12,000
Communications						
523010 Telephone Equipment	228	0	0	0	0	0
523040 Data Connections	8,389	6,607	8,500	4,500	4,500	4,500
523050 Postage	12	130	0	0	0	0
523060 Cellular Phones	7,112	11,552	10,500	16,500	16,500	16,500
523090 Long Distance Charges	765	648	700	800	800	800
Communications Total	16,506	18,937	19,700	21,800	21,800	21,800

MARION COUNTY FY 2020-21 BUDGET

BY DEPARTMENT

PUBLIC WORKS

330 - Building Inspection	Actual FY 17-18	Actual FY 18-19	Budget FY 19-20	Proposed FY 20-21	Approved FY 20-21	Adopted FY 20-21
Materials and Services						
Contracted Services						
525110 Consulting Services	2,894	0	0	0	0	0
525155 Credit Card Fees	50,113	61,508	65,000	61,000	61,000	61,000
525235 Laboratory Services	0	0	0	50	50	50
525360 Public Works Services	1,468	17,245	32,000	185,870	185,870	185,870
525405 Code Enforcement Services	5,934	5,978	11,380	11,828	11,828	11,828
525450 Subscription Services	1,346	0	0	1,500	1,500	1,500
525710 Printing Services	327	340	700	500	500	500
525715 Advertising	268	845	300	300	300	300
525735 Mail Services	6,127	6,218	6,000	6,000	6,000	6,000
525999 Other Contracted Services	33,383	5,557	30,000	30,000	30,000	30,000
Contracted Services Total	101,859	97,690	145,380	297,048	297,048	297,048
Repairs and Maintenance						
526012 Vehicle Maintenance	239	503	300	500	500	500
526030 Building Maintenance	421	90	0	150	150	150
Repairs and Maintenance Total	660	593	300	650	650	650
Rentals						
527110 Fleet Leases	48,169	54,543	56,952	57,144	57,144	57,144
527120 Motor Pool Mileage	1,222	1,124	1,500	1,500	1,500	1,500
527200 Building Rental County	45,438	43,426	36,459	42,440	42,440	42,440
527300 Equipment Rental	8,601	7,734	9,283	8,164	8,164	8,164
Rentals Total	103,429	106,827	104,194	109,248	109,248	109,248
Miscellaneous						
529110 Mileage Reimbursement	547	983	1,200	1,200	1,200	1,200
529120 Commercial Travel	33	765	1,200	1,000	1,000	1,000
529130 Meals	466	543	500	500	500	500
529140 Lodging	842	2,797	3,000	3,200	3,200	3,200
529210 Meetings	272	351	200	400	400	400
529220 Conferences	725	780	800	800	800	800
529230 Training	9,852	9,375	16,437	10,000	10,000	10,000
529300 Dues and Memberships	2,585	2,649	3,790	3,500	3,500	3,500
529650 Pre Employment Costs	98	257	0	0	0	0
529840 Professional Licenses	710	0	0	6,500	6,500	6,500
Miscellaneous Total	16,131	18,500	27,127	27,100	27,100	27,100
Materials and Services Total	280,604	279,640	354,847	517,670	517,670	517,670
Administrative Charges						
611100 County Admin Allocation	26,630	30,043	35,365	34,865	34,865	34,865
611230 Courier Allocation	1,099	975	1,098	1,267	1,267	1,267
611250 Risk Management Allocation	3,837	3,886	4,736	5,208	5,208	5,208
611255 Benefits Allocation	6,372	6,702	7,191	0	0	0
611260 Human Resources Allocation	22,973	25,575	31,115	42,268	42,268	42,268
611300 Legal Services Allocation	18,033	19,461	16,842	12,042	12,042	12,042
611400 Information Tech Allocation	42,619	48,261	55,250	63,797	63,797	63,797

MARION COUNTY FY 2020-21 BUDGET

BY DEPARTMENT

PUBLIC WORKS

330 - Building Inspection	Actual FY 17-18	Actual FY 18-19	Budget FY 19-20	Proposed FY 20-21	Approved FY 20-21	Adopted FY 20-21
Administrative Charges						
611410 FIMS Allocation	31,576	35,774	33,993	34,286	34,286	34,286
611420 Telecommunications Allocation	3,477	3,309	4,188	4,786	4,786	4,786
611430 Info Tech Direct Charges	35,825	38,924	51,273	53,465	53,465	53,465
611600 Finance Allocation	21,675	26,151	32,204	36,347	36,347	36,347
611800 MCBEE Allocation	536	567	1,532	4,690	4,690	4,690
612100 IT Equipment Use Charges	4,660	8,912	5,558	11,392	11,392	11,392
614100 Liability Insurance Allocation	10,200	13,200	10,500	11,300	11,300	11,300
614200 WC Insurance Allocation	5,500	5,600	5,600	5,700	5,700	5,700
Administrative Charges Total	235,012	267,340	296,445	321,413	321,413	321,413
Capital Outlay						
531300 Departmental Equipment Capital	0	9,663	0	0	0	0
Capital Outlay Total	0	9,663	0	0	0	0
Transfers Out						
561595 Transfer to Fleet Management	0	27,351	0	0	0	0
Transfers Out Total	0	27,351	0	0	0	0
Contingency						
571010 Contingency	0	0	313,067	790,000	790,000	790,000
Contingency Total	0	0	313,067	790,000	790,000	790,000
Ending Fund Balance						
573010 Unapprop Ending Fund Balance	0	0	3,913,014	3,515,660	3,515,660	3,515,660
Ending Fund Balance Total	0	0	3,913,014	3,515,660	3,515,660	3,515,660
Building Inspection Total	2,618,239	2,854,640	7,771,629	7,983,659	7,983,659	7,983,659
510 - Environmental Services	Actual FY 17-18	Actual FY 18-19	Budget FY 19-20	Proposed FY 20-21	Approved FY 20-21	Adopted FY 20-21
Personnel Services						
Salaries and Wages						
511020 Salaries and Wages Budget Only	0	0	48,788	0	0	0
511110 Regular Wages	1,109,569	1,348,765	1,629,797	1,466,592	1,466,592	1,466,592
511120 Temporary Wages	6,555	29,138	46,613	62,852	62,852	62,852
511130 Vacation Pay	69,492	96,843	0	0	0	0
511140 Sick Pay	49,439	47,173	0	0	0	0
511150 Holiday Pay	65,702	81,273	0	0	0	0
511160 Comp Time Pay	27,582	28,847	0	0	0	0
511210 Compensation Credits	28,811	28,386	19,855	15,239	15,239	15,239
511220 Pager Pay	250	1,000	0	0	0	0
511240 Leave Payoff	12,978	11,295	0	0	0	0
511290 Health Insurance Waiver Pay	2,407	5,528	7,200	4,800	4,800	4,800
511420 Premium Pay	51,950	47,337	62,650	74,260	74,260	74,260

MARION COUNTY FY 2020-21 BUDGET

BY DEPARTMENT

PUBLIC WORKS

510 - Environmental Services	Actual FY 17-18	Actual FY 18-19	Budget FY 19-20	Proposed FY 20-21	Approved FY 20-21	Adopted FY 20-21
Personnel Services						
511450 Premium Pay Temps	1,189	1,005	0	0	0	0
Salaries and Wages Total	1,425,924	1,726,589	1,814,903	1,623,743	1,623,743	1,623,743
Fringe Benefits						
512010 Fringe Benefits Budget Only	0	0	48,933	27,462	27,462	27,462
512110 PERS	260,529	290,341	374,430	355,606	355,606	355,606
512120 401K	8,127	8,428	8,364	6,033	6,033	6,033
512130 PERS Debt Service	75,866	105,357	86,469	79,536	79,536	79,536
512200 FICA	104,457	128,305	128,752	118,056	118,056	118,056
512310 Medical Insurance	352,678	417,077	444,515	422,280	422,280	422,280
512320 Dental Insurance	32,750	37,778	44,188	35,496	35,496	35,496
512330 Group Term Life Insurance	2,379	2,918	3,005	2,756	2,756	2,756
512340 Long Term Disability Insurance	4,814	5,917	6,742	6,174	6,174	6,174
512400 Unemployment Insurance	4,550	5,195	6,037	4,463	4,463	4,463
512520 Workers Comp Insurance	607	700	952	945	945	945
512600 Wellness Program	936	1,145	1,109	1,100	1,100	1,100
512610 Employee Assistance Program	692	922	943	935	935	935
512700 County HSA Contributions	2,086	5,200	5,200	0	0	0
Fringe Benefits Total	850,474	1,009,283	1,159,639	1,060,842	1,060,842	1,060,842
Personnel Services Total	2,276,398	2,735,872	2,974,542	2,684,585	2,684,585	2,684,585
Materials and Services						
Supplies						
521010 Office Supplies	6,561	6,609	6,584	3,415	3,415	3,415
521030 Field Supplies	22,616	25,163	24,150	20,600	20,600	20,600
521050 Janitorial Supplies	0	26	0	2,000	2,000	2,000
521060 Electrical Supplies	91	0	0	0	0	0
521070 Departmental Supplies	1,946	3,892	2,200	1,700	1,700	1,700
521080 Food Supplies	103	330	0	0	0	0
521190 Publications	73	0	0	32	32	32
521210 Gasoline	6,251	8,266	8,500	9,250	9,250	9,250
521220 Diesel	35,408	39,770	47,000	51,200	51,200	51,200
521230 Propane	1,522	1,443	2,000	1,800	1,800	1,800
521240 Automotive Supplies	377	129	0	50	50	50
521241 Oil and Lubricants	130	6,000	6,550	5,550	5,550	5,550
521300 Safety Clothing	1,657	2,362	5,200	9,450	9,450	9,450
521310 Safety Equipment	1,061	557	1,000	4,000	4,000	4,000
Supplies Total	77,798	94,545	103,184	109,047	109,047	109,047
Materials						
522020 Crushed Rock	16,978	15,273	30,000	25,000	25,000	25,000
522030 Pipe	0	0	0	500	500	500
522060 Sign Materials	2,515	1,579	9,000	5,500	5,500	5,500

MARION COUNTY FY 2020-21 BUDGET

BY DEPARTMENT

PUBLIC WORKS

510 - Environmental Services	Actual FY 17-18	Actual FY 18-19	Budget FY 19-20	Proposed FY 20-21	Approved FY 20-21	Adopted FY 20-21
Materials and Services						
522070 Paint	0	69	0	0	0	0
522080 Building Materials	89	0	0	0	0	0
522090 Chemical Sprays	0	0	75	0	0	0
522100 Parts	4,785	4,074	0	4,000	4,000	4,000
522110 Batteries	133	38	0	0	0	0
522120 Tires and Accessories	0	0	9,900	9,500	9,500	9,500
522140 Small Tools	333	1,312	1,500	1,500	1,500	1,500
522150 Small Office Equipment	5,264	7,575	11,800	3,700	3,700	3,700
522160 Small Departmental Equipment	5,815	4,599	6,300	3,000	3,000	3,000
522170 Computers Non Capital	875	179	4,200	2,800	2,800	2,800
522180 Software	1,387	1,570	2,750	2,650	2,650	2,650
522500 Materials for Resale	9,864	0	0	0	0	0
Materials Total	48,040	36,268	75,525	58,150	58,150	58,150
Communications						
523020 Phone and Communication Svcs	12,240	12,648	13,000	13,000	13,000	13,000
523040 Data Connections	0	0	480	480	480	480
523050 Postage	71	45	0	0	0	0
523060 Cellular Phones	795	2,657	4,500	5,520	5,520	5,520
523090 Long Distance Charges	124	126	150	150	150	150
Communications Total	13,231	15,476	18,130	19,150	19,150	19,150
Utilities						
524010 Electricity	29,701	27,997	30,000	25,000	25,000	25,000
524040 Natural Gas	255	222	250	0	0	0
524090 Garbage Disposal and Recycling	7,842	12,578	22,100	22,100	22,100	22,100
Utilities Total	37,798	40,798	52,350	47,100	47,100	47,100
Contracted Services						
525110 Consulting Services	94,513	115,501	123,981	116,456	116,456	116,456
525155 Credit Card Fees	95,678	108,734	127,000	130,070	130,070	130,070
525158 Armored Car Services	13,467	12,447	13,750	13,750	13,750	13,750
525185 Community Education Services	7,226	8,488	133,550	108,000	108,000	108,000
525235 Laboratory Services	3,112	4,917	7,200	8,200	8,200	8,200
525360 Public Works Services	28,967	48,381	58,500	631,896	631,896	631,896
525370 Stormwater Services	120,503	147,662	253,768	257,362	257,362	257,362
525405 Code Enforcement Services	80,685	79,648	73,633	76,537	76,537	76,537
525450 Subscription Services	451	1,560	1,775	13,725	13,725	13,725
525510 Legal Services	18,186	3,123	30,000	30,000	30,000	30,000
525555 Security Services	2,205	1,705	3,305	3,705	3,705	3,705
525710 Printing Services	19,485	17,214	42,575	39,175	39,175	39,175
525715 Advertising	194,019	188,662	258,000	258,000	258,000	258,000
525735 Mail Services	23,079	3,571	22,500	22,100	22,100	22,100

MARION COUNTY FY 2020-21 BUDGET

BY DEPARTMENT

PUBLIC WORKS

510 - Environmental Services	Actual FY 17-18	Actual FY 18-19	Budget FY 19-20	Proposed FY 20-21	Approved FY 20-21	Adopted FY 20-21
Materials and Services						
525810 Waste to Energy Contract	10,311,387	10,295,730	10,588,083	10,360,855	10,360,855	10,360,855
525830 Transfer Station Contracts	4,846,280	6,170,262	6,701,492	6,579,093	6,579,093	6,579,093
525840 Solid Waste Hauling Services	2,853	0	0	0	0	0
525841 Leachate Disposal	716,798	893,829	701,673	723,360	723,360	723,360
525850 Litter Patrol Services	5,950	6,701	7,500	7,500	7,500	7,500
525861 Ash Hauling Services	820,283	793,888	871,425	963,285	963,285	963,285
525862 Tire Hauling Services	57,803	57,301	62,200	62,968	62,968	62,968
525864 Appliance Hauling Services	7,040	0	0	0	0	0
525870 Hazardous Waste Disposal	292,190	462,592	378,800	520,000	520,000	520,000
525871 Battery Recycling	57,833	38,470	88,400	71,136	71,136	71,136
525999 Other Contracted Services	188,640	139,950	379,500	375,500	375,500	375,500
Contracted Services Total	18,008,632	19,600,337	20,928,610	21,372,673	21,372,673	21,372,673
Repairs and Maintenance						
526011 Dept Equipment Maintenance	15,134	27,973	74,600	56,500	56,500	56,500
526012 Vehicle Maintenance	96,709	160,209	130,000	130,000	130,000	130,000
526014 Radio Maintenance	0	655	500	500	500	500
526030 Building Maintenance	12,225	28,911	20,000	17,000	17,000	17,000
526040 Remodels and Site Improvements	229	734	4,000	4,500	4,500	4,500
526050 Grounds Maintenance	68,802	66,563	110,000	99,700	99,700	99,700
Repairs and Maintenance Total	193,100	285,043	339,100	308,200	308,200	308,200
Rentals						
527100 Vehicle Rental	0	540	200	0	0	0
527110 Fleet Leases	29,568	27,559	35,736	34,296	34,296	34,296
527120 Motor Pool Mileage	2,491	2,197	1,150	1,550	1,550	1,550
527130 Parking	0	3	25	75	75	75
527200 Building Rental County	33,875	32,375	39,412	39,380	39,380	39,380
527210 Building Rental Private	0	70	0	0	0	0
527300 Equipment Rental	4,446	4,489	4,090	4,847	4,847	4,847
Rentals Total	70,380	67,233	80,613	80,148	80,148	80,148
Insurance						
528415 Auto Claims	0	2,847	0	0	0	0
Insurance Total	0	2,847	0	0	0	0
Miscellaneous						
529110 Mileage Reimbursement	277	754	200	1,650	1,650	1,650
529120 Commercial Travel	0	0	1,500	3,750	3,750	3,750
529130 Meals	0	80	900	1,420	1,420	1,420
529140 Lodging	652	2,560	4,210	4,550	4,550	4,550
529210 Meetings	1,710	2,478	7,400	11,200	11,200	11,200
529220 Conferences	2,331	3,780	7,320	4,255	4,255	4,255
529230 Training	2,935	3,291	5,285	21,500	21,500	21,500
529300 Dues and Memberships	1,746	2,313	3,050	3,147	3,147	3,147

MARION COUNTY FY 2020-21 BUDGET

BY DEPARTMENT

PUBLIC WORKS

510 - Environmental Services	Actual FY 17-18	Actual FY 18-19	Budget FY 19-20	Proposed FY 20-21	Approved FY 20-21	Adopted FY 20-21
Materials and Services						
529590 Special Programs Other	42,015	540	2,500	1,500	1,500	1,500
529650 Pre Employment Costs	987	1,733	575	575	575	575
529740 Fairs and Shows	38,449	37,207	41,250	45,050	45,050	45,050
529850 Device Licenses	2,325	0	1,438	1,513	1,513	1,513
529860 Permits	2,377	1,934	5,100	5,300	5,300	5,300
529870 DEQ Tonnage Assessment	338,942	327,619	365,959	397,899	397,899	397,899
529910 Awards and Recognition	2,783	2,341	10,000	10,500	10,500	10,500
529999 Miscellaneous Expense	2,717	0	0	0	0	0
Miscellaneous Total	440,246	386,628	456,687	513,809	513,809	513,809
Materials and Services Total	18,889,224	20,529,177	22,054,199	22,508,277	22,508,277	22,508,277
Administrative Charges						
611100 County Admin Allocation	119,427	127,473	164,150	147,415	147,415	147,415
611230 Courier Allocation	1,535	1,295	1,492	1,712	1,712	1,712
611250 Risk Management Allocation	18,870	5,127	6,795	7,169	7,169	7,169
611255 Benefits Allocation	8,901	8,901	9,766	0	0	0
611260 Human Resources Allocation	32,091	33,966	42,253	57,138	57,138	57,138
611300 Legal Services Allocation	34,635	26,960	28,411	30,025	30,025	30,025
611400 Information Tech Allocation	164,756	180,284	267,100	270,858	270,858	270,858
611410 FIMS Allocation	264,561	273,382	294,275	257,870	257,870	257,870
611420 Telecommunications Allocation	13,483	12,395	20,143	20,186	20,186	20,186
611430 Info Tech Direct Charges	137,740	145,530	248,189	226,288	226,288	226,288
611600 Finance Allocation	290,524	320,210	382,032	402,470	402,470	402,470
611800 MCBEE Allocation	4,487	4,328	13,260	35,275	35,275	35,275
612100 IT Equipment Use Charges	18,000	33,200	26,885	48,327	48,327	48,327
614100 Liability Insurance Allocation	54,100	16,200	15,900	17,000	17,000	17,000
614200 WC Insurance Allocation	23,100	8,600	7,200	6,400	6,400	6,400
Administrative Charges Total	1,186,210	1,197,851	1,527,851	1,528,133	1,528,133	1,528,133
Capital Outlay						
531300 Departmental Equipment Capital	0	17,514	51,000	154,125	154,125	154,125
531700 Computer Software Capital	0	0	122,100	122,100	122,100	122,100
532400 Off Road Vehicles	0	91,758	0	0	0	0
534600 Site Improvements	3,264	299,877	1,100,000	248,180	248,180	248,180
535200 Purchased Land	0	0	0	2,625,000	2,625,000	2,625,000
Capital Outlay Total	3,264	409,148	1,273,100	3,149,405	3,149,405	3,149,405
Debt Service Principal						
541100 Principal Payments	85,000	85,000	340,000	0	0	0
Debt Service Principal Total	85,000	85,000	340,000	0	0	0
Debt Service Interest						
542100 Interest Payments	6,630	9,563	3,202	0	0	0
Debt Service Interest Total	6,630	9,563	3,202	0	0	0

MARION COUNTY FY 2020-21 BUDGET

BY DEPARTMENT

PUBLIC WORKS

510 - Environmental Services	Actual FY 17-18	Actual FY 18-19	Budget FY 19-20	Proposed FY 20-21	Approved FY 20-21	Adopted FY 20-21
Special Payments						
551100 Interfund Loan Disbursements	0	40,984	0	0	0	0
Special Payments Total	0	40,984	0	0	0	0
Transfers Out						
561595 Transfer to Fleet Management	0	0	51,260	0	0	0
Transfers Out Total	0	0	51,260	0	0	0
Contingency						
571010 Contingency	0	0	6,973,344	4,891,000	4,891,000	4,891,000
Contingency Total	0	0	6,973,344	4,891,000	4,891,000	4,891,000
Ending Fund Balance						
573010 Unapprop Ending Fund Balance	0	0	0	4,856,678	4,856,678	4,856,678
573020 Capital Improvement Reserves	0	0	9,156,710	9,385,628	9,385,628	9,385,628
Ending Fund Balance Total	0	0	9,156,710	14,242,306	14,242,306	14,242,306
Environmental Services Total	22,446,726	25,007,594	44,354,208	49,003,706	49,003,706	49,003,706
515 - Stormwater Management	Actual FY 17-18	Actual FY 18-19	Budget FY 19-20	Proposed FY 20-21	Approved FY 20-21	Adopted FY 20-21
Personnel Services						
Salaries and Wages						
511020 Salaries and Wages Budget Only	0	0	(25,000)	0	0	0
511110 Regular Wages	210,838	233,987	350,536	340,318	340,318	340,318
511120 Temporary Wages	0	0	17,874	0	0	0
511130 Vacation Pay	12,532	14,799	0	0	0	0
511140 Sick Pay	7,327	6,046	0	0	0	0
511150 Holiday Pay	11,529	11,693	0	0	0	0
511160 Comp Time Pay	170	289	0	0	0	0
511210 Compensation Credits	4,470	4,626	4,821	4,957	4,957	4,957
511240 Leave Payoff	1,166	1,986	0	0	0	0
511290 Health Insurance Waiver Pay	0	0	0	2,400	2,400	2,400
511420 Premium Pay	305	534	5,625	3,838	3,838	3,838
Salaries and Wages Total	248,336	273,960	353,856	351,513	351,513	351,513
Fringe Benefits						
512010 Fringe Benefits Budget Only	0	0	1,925	1,419	1,419	1,419
512110 PERS	42,393	43,425	81,555	79,791	79,791	79,791
512120 401K	974	1,092	1,148	1,161	1,161	1,161
512130 PERS Debt Service	18,755	20,989	18,832	18,601	18,601	18,601
512200 FICA	18,757	20,672	28,520	26,562	26,562	26,562
512310 Medical Insurance	74,036	76,228	106,600	91,080	91,080	91,080
512320 Dental Insurance	7,062	7,055	10,596	7,656	7,656	7,656
512330 Group Term Life Insurance	455	469	659	642	642	642

MARION COUNTY FY 2020-21 BUDGET

BY DEPARTMENT

PUBLIC WORKS

515 - Stormwater Management	Actual FY 17-18	Actual FY 18-19	Budget FY 19-20	Proposed FY 20-21	Approved FY 20-21	Adopted FY 20-21
Personnel Services						
512340 Long Term Disability Insurance	940	972	1,481	1,438	1,438	1,438
512400 Unemployment Insurance	800	823	1,315	1,042	1,042	1,042
512520 Workers Comp Insurance	118	120	288	195	195	195
512600 Wellness Program	189	190	263	260	260	260
512610 Employee Assistance Program	140	152	224	221	221	221
512700 County HSA Contributions	786	1,300	1,300	0	0	0
Fringe Benefits Total	165,405	173,485	254,706	230,068	230,068	230,068
Personnel Services Total	413,741	447,445	608,562	581,581	581,581	581,581
Materials and Services						
Supplies						
521010 Office Supplies	594	378	540	37	37	37
521030 Field Supplies	3,353	6,998	5,000	5,000	5,000	5,000
521060 Electrical Supplies	24	54	0	0	0	0
521070 Departmental Supplies	12	0	0	0	0	0
521080 Food Supplies	74	0	0	0	0	0
521210 Gasoline	2,513	3,127	4,000	4,000	4,000	4,000
521220 Diesel	4,343	4,202	6,000	3,000	3,000	3,000
521240 Automotive Supplies	24	84	200	100	100	100
521241 Oil and Lubricants	364	951	600	600	600	600
521300 Safety Clothing	816	1,144	1,800	4,475	4,475	4,475
521310 Safety Equipment	0	195	1,400	4,800	4,800	4,800
Supplies Total	12,116	17,133	19,540	22,012	22,012	22,012
Materials						
522020 Crushed Rock	1,170	841	1,500	2,500	2,500	2,500
522030 Pipe	1,028	475	2,000	3,000	3,000	3,000
522060 Sign Materials	1,083	692	1,700	1,000	1,000	1,000
522080 Building Materials	682	0	0	1,500	1,500	1,500
522090 Chemical Sprays	0	0	150	2,650	2,650	2,650
522100 Parts	1,533	6,454	1,500	3,000	3,000	3,000
522110 Batteries	3	15	50	50	50	50
522140 Small Tools	599	1,694	500	500	500	500
522150 Small Office Equipment	0	923	500	800	800	800
522160 Small Departmental Equipment	2,422	3,638	3,000	3,000	3,000	3,000
522170 Computers Non Capital	0	3,800	0	1,200	1,200	1,200
522180 Software	0	1,397	2,500	3,400	3,400	3,400
Materials Total	8,520	19,929	13,400	22,600	22,600	22,600
Communications						
523040 Data Connections	0	0	0	500	500	500
523060 Cellular Phones	1,069	1,657	2,400	2,000	2,000	2,000
Communications Total	1,069	1,657	2,400	2,500	2,500	2,500

MARION COUNTY FY 2020-21 BUDGET

BY DEPARTMENT

PUBLIC WORKS

515 - Stormwater Management	Actual FY 17-18	Actual FY 18-19	Budget FY 19-20	Proposed FY 20-21	Approved FY 20-21	Adopted FY 20-21
Materials and Services						
Utilities						
524090 Garbage Disposal and Recycling	6,145	17,107	20,000	5,000	5,000	5,000
Utilities Total	6,145	17,107	20,000	5,000	5,000	5,000
Contracted Services						
525110 Consulting Services	1,000	0	0	250,000	250,000	250,000
525185 Community Education Services	36,670	2,727	5,700	5,500	5,500	5,500
525235 Laboratory Services	50	194	500	500	500	500
525360 Public Works Services	84,554	64,549	105,000	94,638	94,638	94,638
525450 Subscription Services	0	0	0	100	100	100
525710 Printing Services	0	214	75	0	0	0
525715 Advertising	5,000	50,953	30,000	30,000	30,000	30,000
525999 Other Contracted Services	39,375	41,974	64,400	173,400	173,400	173,400
Contracted Services Total	166,649	160,611	205,675	554,138	554,138	554,138
Repairs and Maintenance						
526011 Dept Equipment Maintenance	0	1,326	0	1,500	1,500	1,500
526012 Vehicle Maintenance	12,025	31,078	18,133	18,000	18,000	18,000
526050 Grounds Maintenance	0	324	0	0	0	0
Repairs and Maintenance Total	12,025	32,728	18,133	19,500	19,500	19,500
Rentals						
527110 Fleet Leases	6,978	6,552	8,181	17,604	17,604	17,604
527120 Motor Pool Mileage	0	225	200	200	200	200
527130 Parking	14	0	50	50	50	50
527200 Building Rental County	4,044	3,865	10,597	8,913	8,913	8,913
527300 Equipment Rental	459	853	1,531	1,746	1,746	1,746
Rentals Total	11,494	11,495	20,559	28,513	28,513	28,513
Insurance						
528415 Auto Claims	1,743	0	0	0	0	0
Insurance Total	1,743	0	0	0	0	0
Miscellaneous						
529110 Mileage Reimbursement	0	113	0	500	500	500
529130 Meals	30	0	200	200	200	200
529140 Lodging	1,355	0	1,500	1,500	1,500	1,500
529210 Meetings	35	89	500	500	500	500
529220 Conferences	250	560	1,500	1,510	1,510	1,510
529230 Training	1,743	2,323	1,750	1,750	1,750	1,750
529300 Dues and Memberships	600	630	600	630	630	630
529840 Professional Licenses	50	50	0	50	50	50
529860 Permits	1,133	2,500	2,130	2,700	2,700	2,700

MARION COUNTY FY 2020-21 BUDGET

BY DEPARTMENT

PUBLIC WORKS

515 - Stormwater Management	Actual FY 17-18	Actual FY 18-19	Budget FY 19-20	Proposed FY 20-21	Approved FY 20-21	Adopted FY 20-21
Materials and Services						
529999 Miscellaneous Expense	0	116	0	0	0	0
Miscellaneous Total	5,197	6,381	8,180	9,340	9,340	9,340
Materials and Services Total	224,957	267,042	307,887	663,603	663,603	663,603
Administrative Charges						
611100 County Admin Allocation	2,301	3,850	8,427	7,910	7,910	7,910
611230 Courier Allocation	0	0	190	224	224	224
611250 Risk Management Allocation	171	765	1,324	1,133	1,133	1,133
611255 Benefits Allocation	0	0	1,242	0	0	0
611260 Human Resources Allocation	0	0	5,374	7,461	7,461	7,461
611300 Legal Services Allocation	17	16	20	0	0	0
611400 Information Tech Allocation	8,395	13,287	17,420	18,468	18,468	18,468
611410 FIMS Allocation	6,169	9,932	10,828	9,754	9,754	9,754
611420 Telecommunications Allocation	679	897	1,330	1,350	1,350	1,350
611430 Info Tech Direct Charges	7,000	10,909	16,357	15,318	15,318	15,318
611600 Finance Allocation	12,295	12,717	16,359	17,380	17,380	17,380
611800 MCBEE Allocation	104	157	488	1,334	1,334	1,334
612100 IT Equipment Use Charges	925	2,449	1,758	3,293	3,293	3,293
614100 Liability Insurance Allocation	400	2,500	3,100	2,500	2,500	2,500
614200 WC Insurance Allocation	300	1,200	1,400	1,200	1,200	1,200
Administrative Charges Total	38,756	58,679	85,617	87,325	87,325	87,325
Capital Outlay						
531300 Departmental Equipment Capital	0	80,600	0	0	0	0
532200 Pickups and Trucks	0	12,187	0	0	0	0
534600 Site Improvements	84,340	26,612	235,750	408,634	408,634	408,634
Capital Outlay Total	84,340	119,399	235,750	408,634	408,634	408,634
Transfers Out						
561250 Transfer to Sheriff Grants	0	1,000	0	0	0	0
561310 Transfer to Parks	0	0	14,455	0	0	0
561595 Transfer to Fleet Management	0	0	55,000	0	0	0
Transfers Out Total	0	1,000	69,455	0	0	0
Contingency						
571010 Contingency	0	0	113,545	230,000	230,000	230,000
Contingency Total	0	0	113,545	230,000	230,000	230,000
Ending Fund Balance						
573010 Unapprop Ending Fund Balance	0	0	754,430	365,310	365,310	365,310
Ending Fund Balance Total	0	0	754,430	365,310	365,310	365,310
Stormwater Management Total	761,794	893,564	2,175,246	2,336,453	2,336,453	2,336,453

MARION COUNTY FY 2020-21 BUDGET

BY DEPARTMENT

PUBLIC WORKS

595 - Fleet Management	Actual FY 17-18	Actual FY 18-19	Budget FY 19-20	Proposed FY 20-21	Approved FY 20-21	Adopted FY 20-21
Materials and Services						
Supplies						
521210 Gasoline	11,351	12,037	13,500	13,500	13,500	13,500
521220 Diesel	0	35	0	0	0	0
521240 Automotive Supplies	12	11	0	0	0	0
521241 Oil and Lubricants	3	0	0	0	0	0
521300 Safety Clothing	19	18	0	0	0	0
521310 Safety Equipment	17	10	0	0	0	0
Supplies Total	11,402	12,111	13,500	13,500	13,500	13,500
Materials						
522100 Parts	27	256	0	0	0	0
Materials Total	27	256	0	0	0	0
Communications						
523100 Radios and Accessories	39,787	29,542	226,250	37,100	37,100	37,100
Communications Total	39,787	29,542	226,250	37,100	37,100	37,100
Contracted Services						
525360 Public Works Services	47,272	53,808	75,000	77,500	77,500	77,500
Contracted Services Total	47,272	53,808	75,000	77,500	77,500	77,500
Repairs and Maintenance						
526011 Dept Equipment Maintenance	446	0	0	0	0	0
526012 Vehicle Maintenance	360,286	405,772	433,300	435,000	435,000	435,000
526014 Radio Maintenance	21,070	26,777	25,000	27,500	27,500	27,500
Repairs and Maintenance Total	381,802	432,550	458,300	462,500	462,500	462,500
Rentals						
527140 County Parking	3,300	3,300	3,300	2,640	2,640	2,640
Rentals Total	3,300	3,300	3,300	2,640	2,640	2,640
Insurance						
528415 Auto Claims	1,030	584	0	0	0	0
Insurance Total	1,030	584	0	0	0	0
Miscellaneous						
529820 Vehicle Registration	5,674	4,762	5,500	5,500	5,500	5,500
Miscellaneous Total	5,674	4,762	5,500	5,500	5,500	5,500
Materials and Services Total	490,293	536,912	781,850	598,740	598,740	598,740
Administrative Charges						
611100 County Admin Allocation	3,394	2,152	2,848	3,945	3,945	3,945
611230 Courier Allocation	100	0	0	0	0	0
611250 Risk Management Allocation	1,834	1,695	2,854	551	551	551
611255 Benefits Allocation	577	0	0	0	0	0
611260 Human Resources Allocation	2,082	0	0	0	0	0
611400 Information Tech Allocation	7,507	7,381	9,854	15,484	15,484	15,484
611410 FIMS Allocation	5,490	5,551	6,085	8,321	8,321	8,321
611420 Telecommunications Allocation	594	505	731	1,165	1,165	1,165

MARION COUNTY FY 2020-21 BUDGET

BY DEPARTMENT

PUBLIC WORKS

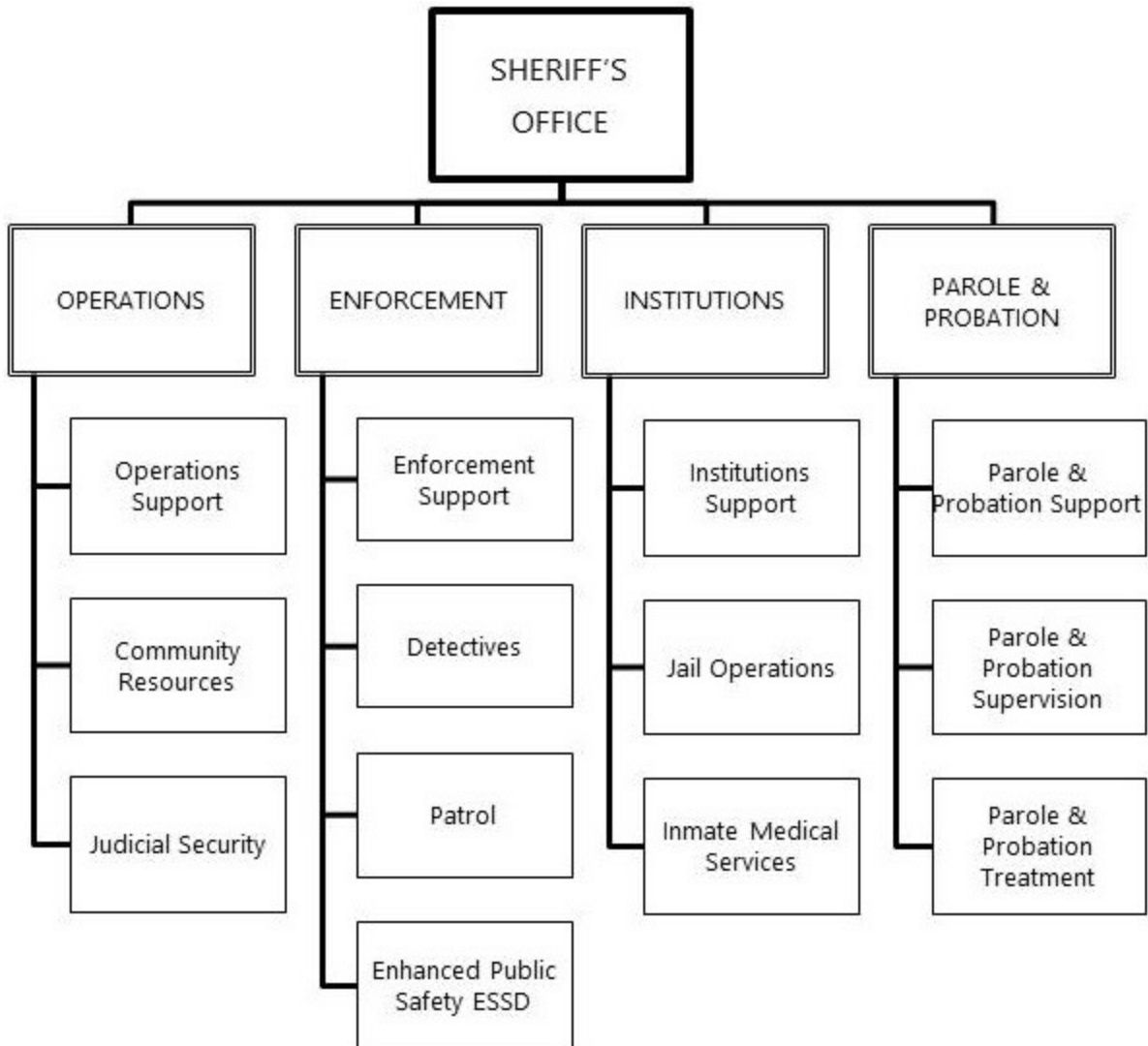
595 - Fleet Management	Actual FY 17-18	Actual FY 18-19	Budget FY 19-20	Proposed FY 20-21	Approved FY 20-21	Adopted FY 20-21
Administrative Charges						
611430 Info Tech Direct Charges	6,177	5,950	9,122	13,005	13,005	13,005
611600 Finance Allocation	7,011	6,897	7,878	13,434	13,434	13,434
611800 MCBEE Allocation	93	88	274	1,138	1,138	1,138
612100 IT Equipment Use Charges	818	1,361	998	2,759	2,759	2,759
614100 Liability Insurance Allocation	7,300	8,000	9,500	1,800	1,800	1,800
614200 WC Insurance Allocation	200	200	200	0	0	0
Administrative Charges Total	43,177	39,780	50,344	61,602	61,602	61,602
Capital Outlay						
532100 Automobiles	868,995	410,860	2,393,055	1,609,338	1,609,338	1,609,338
532200 Pickups and Trucks	506,463	793,507	0	0	0	0
Capital Outlay Total	1,375,458	1,204,367	2,393,055	1,609,338	1,609,338	1,609,338
Contingency						
571010 Contingency	0	0	322,430	317,500	317,500	317,500
Contingency Total	0	0	322,430	317,500	317,500	317,500
Ending Fund Balance						
573010 Unapprop Ending Fund Balance	0	0	678,429	588,071	588,071	588,071
Ending Fund Balance Total	0	0	678,429	588,071	588,071	588,071
Fleet Management Total	1,908,928	1,781,058	4,226,108	3,175,251	3,175,251	3,175,251
Public Works Grand Total	57,887,310	63,751,782	134,745,117	132,531,135	132,531,135	132,531,135

MARION COUNTY FY 2020-21 BUDGET

BY DEPARTMENT

SHERIFF'S OFFICE

SHERIFF'S OFFICE



MISSION STATEMENT

The Marion County Sheriff's Office will provide the highest level of public safety services in partnership with our communities. The Sheriff's Office provides this through the foundational character traits of Integrity, Courage, Discipline, Loyalty, Diligence, Humility, Optimism, and Conviction.

GOALS AND OBJECTIVES

- Goal 1 To have goals and objectives that align with the county strategic priorities and the services provided under County Goal #3 of Public Safety. While the goals and objectives stay consistent for the Sheriff's Office, the approach to how they are accomplished changes over time with the introduction of new technology, new case law, results of applicable studies and surveys, and other related factors.

MARION COUNTY FY 2020-21 BUDGET

BY DEPARTMENT

SHERIFF'S OFFICE

- Goal 2 To keep our community safe through maintaining a safe and secure jail and transition center, patrolling and conducting criminal investigations, providing civil process, supervising offenders through Parole and Probation, providing search and rescue response, and keeping our courts safe and accessible to the public through judicial security.
- Objective 1 To develop strategies aligned with the county's short and long term priorities on public safety with an emphasis on reducing recidivism, reducing prison admissions, and diverting mentally ill persons from the criminal justice system while enhancing public safety in the community.
- Goal 3 To continue to work collaboratively with our community and public safety partners with an emphasis on the prevention of crime, problem solving, and being responsive to the community's needs for public safety.
- Objective 1 The Sheriff's Office has an overall philosophy of problem solving with community members, leaders, businesses, and other public safety organizations to develop strategies that address livability concerns. This is accomplished through engagement, education, analysis, implementation, and follow through.
- Goal 4 To continue to seek and retain professional and competent staff as well as continue the professional development of all employees.
- Objective 1 To recruit, train and retain competent, professional employees who are prepared for the modern day public safety challenges put before them.
- Goal 5 To be fiscally responsible and maximize the public's resources we are entrusted with. This goal is accomplished by continued efforts to utilize the dollars allocated and make the best choices with those dollars.
- Objective 1 To strive to be an organization that is fiscally responsible, showing a good return on the tax payers' financial investment through sound public safety strategies, priorities, and best practices.

MARION COUNTY FY 2020-21 BUDGET

BY DEPARTMENT

SHERIFF'S OFFICE

DEPARTMENT OVERVIEW

The Marion County Sheriff's Office is a public safety organization that provides services to all residents within the county. These services are delivered through four divisions; Operations, Enforcement, Institutions, and Parole and Probation.

Operations provides judicial security (court security), civil process/service, criminal records entry, concealed handgun permits, code enforcement, crime prevention, and public information/social media management. Operations staff also carry out administrative functions including but not limited to: payroll, human resources, recruitment, training, accounting, program analysis, certification, budget management, purchasing, contracts, grant management, property control, and professional standards.

Enforcement serves a population base of approximately 344,035 (2018 Population Research Center) of which approximately 98,931 are residents who live in rural areas, unincorporated cities (census designated places such as Brooks, Labish Village, etc.), another 9,646 in contract cities, and those without local police protection. The services provided include patrol, traffic safety, criminal investigations, drug investigations, search and rescue, marine patrol, and law enforcement contracts.

Institutions operates the jail, with a budgeted capacity of 415 beds, and a transition center currently at a budgeted capacity of 144 beds. The division fingerprints, photographs, and processes all offenders who are arrested and brought to the jail by law enforcement agencies operating within Marion County. In 2019, there were 15,251 offenders booked into the jail. In 2018, there were 15,574 (as compared to 16,417 in 2017) offenders booked into the jail.

The jail facility houses pretrial, sanctioned, and sentenced adults in custody; and has two major functions: intake (booking/release) and housing. Intake provides the services of property inventory, identification (photographs and fingerprints), and records. Housing utilizes both the jail and transition center to house offenders that range in level from unclassified to maximum security. The jail provides services to adults in custody with special needs such as medical, mental health, Americans with Disabilities Act (ADA), and disciplinary issues.

The transition center provides housing for minimum custody adults who are serving sanctions imposed by their probation/parole deputy, or offenders sentenced by the judicial system. Most adults in custody at the transition center facility participate in community work crews or projects. There were 2,026 total adults housed at the transition center in 2019, a decrease of 50 from 2018. Work crews completed 43,579 hours of work and 2,668 additional hours of donated labor to the benefit of the community. The transition center plays a significant role in holding offenders accountable while preparing them to transition back into the community through services and programs including pre-release reach-ins, transition planning, motivational and cognitive programming, education/employment services, and referrals for treatment, housing, and transportation in the community post-release. Staff also help guide adults in custody to additional services provided on site by the De Muniz Resource Center.

Parole and Probation supervises and works to reintegrate clients located within county boundaries. Marion County currently supervises 3,195 clients, with an additional 1,924 clients who are on abscond status. Parole and Probation provides supervision, sanctions, contracted drug and alcohol treatment, contracted sex offender treatment, cognitive classes, employment coordination, and victim services. The primary goals of Parole and Probation are to reduce recidivism, reduce prison population, enhance public safety, and provide client accountability.

MARION COUNTY FY 2020-21 BUDGET

BY DEPARTMENT

SHERIFF'S OFFICE

RESOURCE AND REQUIREMENT SUMMARY

Sheriff's Office	FY 17-18 ACTUAL	FY 18-19 ACTUAL	FY 19-20 BUDGET	FY 20-21 ADOPTED	+/- %
RESOURCES					
Licenses and Permits	58,160	56,324	56,420	56,380	-0.1%
Intergovernmental Federal	592,328	464,496	1,006,024	868,331	-13.7%
Intergovernmental State	16,631,003	16,876,965	16,057,641	15,782,843	-1.7%
Charges for Services	3,476,820	5,359,292	5,071,070	5,197,196	2.5%
Fines and Forfeitures	2,181,742	2,194,528	2,100,010	2,102,391	0.1%
Interest	52,758	127,493	42,394	81,754	92.8%
Other Revenues	92,932	36,402	15,500	15,000	-3.2%
General Fund Transfers	34,220,887	35,907,613	39,152,686	40,202,672	2.7%
Other Fund Transfers	4,420,345	4,662,780	4,597,408	4,620,938	0.5%
Settlements	977	0	0	0	n.a.
Net Working Capital	2,906,788	3,362,929	5,315,204	5,585,322	5.1%
TOTAL RESOURCES	64,634,739	69,048,821	73,414,357	74,512,827	1.5%
REQUIREMENTS					
Personnel Services					
Salaries and Wages	26,139,155	26,602,849	28,952,960	29,350,180	1.4%
Fringe Benefits	14,489,825	14,990,143	17,545,138	18,065,855	3.0%
Total Personnel Services	40,628,980	41,592,992	46,498,098	47,416,035	2.0%
Materials and Services					
Supplies	1,174,937	1,337,984	1,513,835	1,444,204	-4.6%
Materials	221,344	235,657	336,277	371,593	10.5%
Communications	325,673	319,135	421,162	365,198	-13.3%
Utilities	757,101	743,272	727,967	741,272	1.8%
Contracted Services	5,598,255	5,662,416	5,889,839	5,369,760	-8.8%
Repairs and Maintenance	306,976	311,055	326,661	413,178	26.5%
Rentals	1,187,507	1,102,786	1,288,927	1,336,006	3.7%
Insurance	13,363	19,203	10,806	10,857	0.5%
Miscellaneous	289,311	345,377	393,887	451,860	14.7%
Total Materials and Services	9,874,467	10,076,883	10,909,361	10,503,928	-3.7%
Administrative Charges	6,425,068	7,359,818	8,191,679	8,402,336	2.6%
Capital Outlay	37,819	95,349	142,623	16,727	-88.3%
Transfers Out	4,305,476	4,608,577	4,548,248	4,469,378	-1.7%
Contingency	0	0	1,314,400	1,330,716	1.2%
Ending Fund Balance	0	0	1,809,948	2,373,707	31.1%
TOTAL REQUIREMENTS	61,271,810	63,733,620	73,414,357	74,512,827	1.5%
FTE	349.50	362.50	356.50	356.50	0.0%

MARION COUNTY FY 2020-21 BUDGET

BY DEPARTMENT

SHERIFF'S OFFICE

FUNDS

Fund Name	FY 17-18 ACTUAL	FY 18-19 ACTUAL	FY 19-20 BUDGET	FY 20-21 ADOPTED	% of Total
RESOURCES					
FND 100 General Fund	39,656,320	41,710,727	44,448,815	45,532,674	61.1%
FND 180 Community Corrections	17,195,119	17,946,007	17,258,152	17,025,201	22.8%
FND 245 Enhanced Public Safety ESSD	0	1,653,942	2,914,326	3,299,206	4.4%
FND 250 Sheriff Grants	4,145,317	3,975,676	4,897,220	4,503,460	6.0%
FND 255 Traffic Safety Team	3,049,454	3,032,377	3,143,760	3,104,290	4.2%
FND 290 Inmate Welfare	588,529	730,092	752,084	1,047,996	1.4%
TOTAL RESOURCES	64,634,739	69,048,822	73,414,357	74,512,827	100.0%
REQUIREMENTS					
FND 100 General Fund	39,656,320	41,710,727	44,448,815	45,532,674	61.1%
FND 180 Community Corrections	16,122,213	16,414,695	17,258,152	17,025,201	22.8%
FND 245 Enhanced Public Safety ESSD	0	358,378	2,914,326	3,299,206	4.4%
FND 250 Sheriff Grants	3,308,075	3,149,021	4,897,220	4,503,460	6.0%
FND 255 Traffic Safety Team	2,014,913	1,893,026	3,143,760	3,104,290	4.2%
FND 290 Inmate Welfare	170,289	207,773	752,084	1,047,996	1.4%
TOTAL REQUIREMENTS	61,271,810	63,733,620	73,414,357	74,512,827	100.0%

PROGRAMS

	FY 17-18 ACTUAL	FY 18-19 ACTUAL	FY 19-20 BUDGET	FY 20-21 ADOPTED	+/- %
RESOURCES					
SO Operations Support	6,238,182	6,519,852	7,318,938	7,373,479	0.7%
Community Resource Unit	1,850,391	1,876,530	2,064,821	2,016,328	-2.3%
Judicial Security	2,714,577	2,910,576	3,100,403	3,002,542	-3.2%
Enforcement Support	922,064	1,055,320	1,017,669	1,029,954	1.2%
Detectives	1,966,227	1,985,343	2,362,658	2,411,508	2.1%
Patrol	11,598,705	12,036,514	12,874,684	12,718,948	-1.2%
Enhanced Public Safety ESSD	0	1,653,942	2,914,326	3,299,206	13.2%
Institutions Support	3,581,849	3,535,110	3,855,397	3,940,773	2.2%
Jail Operations	16,608,237	17,337,723	18,718,617	19,720,855	5.4%
Inmate Medical Services	2,812,164	3,113,495	2,904,664	2,979,834	2.6%
Parole and Probation Support	7,509,357	8,250,017	7,255,810	7,053,859	-2.8%
Parole and Probation Supervsn	8,257,159	8,230,316	8,447,513	8,376,505	-0.8%
Parole and Probation Treatment	575,826	544,086	578,857	589,036	1.8%
TOTAL RESOURCES	64,634,739	69,048,822	73,414,357	74,512,827	1.5%
REQUIREMENTS					
SO Operations Support	5,902,454	6,181,947	7,318,938	7,373,479	0.7%
Community Resource Unit	1,723,458	1,754,430	2,064,821	2,016,328	-2.3%
Judicial Security	2,663,622	2,791,128	3,100,403	3,002,542	-3.2%
Enforcement Support	922,064	1,055,320	1,017,669	1,029,954	1.2%
Detectives	1,842,582	1,920,832	2,362,658	2,411,508	2.1%
Patrol	10,402,033	10,775,195	12,874,684	12,718,948	-1.2%
Enhanced Public Safety ESSD	0	358,378	2,914,326	3,299,206	13.2%
Institutions Support	3,581,849	3,535,110	3,855,397	3,940,773	2.2%
Jail Operations	16,152,147	16,754,681	18,718,617	19,720,855	5.4%
Inmate Medical Services	2,812,164	3,113,495	2,904,664	2,979,834	2.6%
Parole and Probation Support	6,886,633	6,912,799	7,255,810	7,053,859	-2.8%
Parole and Probation Supervsn	7,816,977	8,036,221	8,447,513	8,376,505	-0.8%
Parole and Probation Treatment	565,826	544,086	578,857	589,036	1.8%
TOTAL REQUIREMENTS	61,271,810	63,733,620	73,414,357	74,512,827	1.5%

MARION COUNTY FY 2020-21 BUDGET

BY DEPARTMENT

SHERIFF'S OFFICE

SO Operations Support Program

- Responsible for all administrative functions to include payroll, human resources, recruitment, training, accounting, program analysis, certification, budget management, purchasing, contracts, grant management, and property control.
- Processes and records all data generated by calls for service and investigations conducted by enforcement deputies including public information disclosure for records requests.
- Processes and serves all civil action/papers, completes court ordered property foreclosure sales, issues concealed handgun permits, and manages vehicle impound.
- Responsible for training and certification maintenance, policy/procedure management, and accreditation management.
- Provides public information through social media platforms including current events and information impacting the community.

Program Summary

Sheriff's Office

Program: SO Operations Support

	FY 17-18 ACTUAL	FY 18-19 ACTUAL	FY 19-20 BUDGET	FY 20-21 ADOPTED	+/- %
RESOURCES					
Intergovernmental Federal	27,873	21,661	28,000	28,000	0.0%
Intergovernmental State	873,940	907,614	953,738	984,279	3.2%
Charges for Services	541,489	455,410	502,648	438,225	-12.8%
Other Revenues	36	105	0	0	n.a.
General Fund Transfers	4,445,728	4,765,720	5,406,601	5,460,501	1.0%
Other Fund Transfers	33,234	33,612	0	0	n.a.
Settlements	977	0	0	0	n.a.
Net Working Capital	314,906	335,728	427,951	462,474	8.1%
TOTAL RESOURCES	6,238,182	6,519,851	7,318,938	7,373,479	0.7%
REQUIREMENTS					
Personnel Services	3,415,998	3,515,670	3,722,524	3,794,451	1.9%
Materials and Services	1,815,122	1,898,047	2,399,238	2,263,890	-5.6%
Administrative Charges	663,643	768,230	836,405	945,821	13.1%
Capital Outlay	7,692	0	0	0	n.a.
Contingency	0	0	254,774	254,774	0.0%
Ending Fund Balance	0	0	105,997	114,543	8.1%
TOTAL REQUIREMENTS	5,902,454	6,181,947	7,318,938	7,373,479	0.7%
FTE	30.60	30.60	30.60	30.60	0.0%

FTE By Position Title By Program

Program: SO Operations Support	
Position Title	FTE
Accounting Specialist	1.00
Administrative Assistant	3.00
Administrative Services Manager Sr	1.00
Budget Analyst 1	1.00
Budget Analyst 2	1.00
Chief Civil Supervisor	1.00

MARION COUNTY FY 2020-21 BUDGET
BY DEPARTMENT
SHERIFF'S OFFICE

Program: SO Operations Support	
Position Title	FTE
Contracts Specialist	1.00
Deputy Sheriff - Enforcement	3.00
Deputy Sheriff - Enforcement (Bilingual)	1.00
Division Commander	1.00
Lieutenant	1.00
Management Analyst 1 (Confidential)	1.00
Management Analyst 2	1.00
Sheriff	1.00
Sheriffs Office Property Specialist	1.00
SO Office Specialist 2 (Bilingual)	1.60
Support Services Technician	8.00
Support Services Technician (Bilingual)	1.00
Undersheriff	1.00
Program SO Operations Support FTE Total:	30.60

- There are 0.41 FTE in temporary deputies in this program.

SO Operations Support Program Budget Justification

RESOURCES

Charges for Service decreased due to a reduction in the number of real property writs, and due to fewer anticipated Concealed Handgun License renewals.

General Fund Transfers increased due to increases in Requirements.

REQUIREMENTS

Personnel Services increases are attributed to step increases, fringe benefit cost increases, and a COLA for represented and unrepresented employees.

Materials and Services increased primarily due to increases in radio program repairs, field supplies, fleet leases and training associated with an office-wide training plan. In addition, software costs increased due to several software subscriptions moving from the IT department to the Sheriff's Office.

MARION COUNTY FY 2020-21 BUDGET

BY DEPARTMENT

SHERIFF'S OFFICE

Community Resource Unit Program

- Participates in Neighborhood Watch programs and provides resources for citizens who want to organize efforts to prevent crime in their neighborhoods.
- Provides crisis outreach resources and mobile response to residents experiencing mental health issues.
- Manages alarm permits including education to residents, business owners, and security vendors regarding Marion County's Alarm Ordinance.
- Provides school resource officer services to the Salem-Keizer School District and the Chemawa Indian School, in coordination with the Enforcement division.
- Provides Code Enforcement by responding to complaints and concerns, and by initiating cases for violations regarding county ordinances; i.e., graffiti, tall grass and weeds, building code violations, abandoned vehicles, illegal dumping, etc.

Program Summary

Sheriff's Office

Program: Community Resource Unit

	FY 17-18 ACTUAL	FY 18-19 ACTUAL	FY 19-20 BUDGET	FY 20-21 ADOPTED	+/- %
RESOURCES					
Licenses and Permits	58,160	56,324	56,420	56,380	-0.1%
Intergovernmental Federal	457,000	356,374	356,374	341,256	-4.2%
Charges for Services	478,649	538,918	546,838	504,548	-7.7%
Other Revenues	195	6,393	500	0	-100.0%
General Fund Transfers	710,972	782,837	982,589	1,008,281	2.6%
Other Fund Transfers	8,227	8,751	0	30,954	n.a.
Net Working Capital	137,188	126,933	122,100	74,909	-38.6%
TOTAL RESOURCES	1,850,391	1,876,530	2,064,821	2,016,328	-2.3%
REQUIREMENTS					
Personnel Services	1,324,045	1,294,730	1,422,434	1,448,770	1.9%
Materials and Services	204,194	218,136	259,583	230,214	-11.3%
Administrative Charges	195,219	241,564	278,694	280,456	0.6%
Contingency	0	0	104,110	56,888	-45.4%
TOTAL REQUIREMENTS	1,723,458	1,754,430	2,064,821	2,016,328	-2.3%
FTE	12.85	11.35	11.35	11.35	0.0%

FTE By Position Title By Program

Program: Community Resource Unit	
Position Title	FTE
Code Enforcement Officer	3.00
Deputy Sheriff - Enforcement	5.50
Sergeant	1.45
SO Office Specialist 2 (Bilingual)	0.40
SO Office Specialist 3	1.00
Program Community Resource Unit FTE Total:	11.35

- There are 0.66 FTE temporary employees in this program.

FTE Changes

There are no FTE changes for this program.

MARION COUNTY FY 2020-21 BUDGET

BY DEPARTMENT

SHERIFF'S OFFICE

Community Resource Unit Program Budget Justification

RESOURCES

Intergovernmental Federal decreased due to personnel changes in the contract with Chemawa Indian School.

Charges for Services includes alarm fees, code enforcement services, Mobile Crisis Team, and the Salem Keizer Schools contract; and is decreased due to a reduction in the Intergovernmental Agreement with Health and Human Services Department for Mobile Crisis services.

The increase in General Fund Transfer is due to increases in Requirements.

REQUIREMENTS

Personnel Services increases are attributed to step increases, fringe benefit cost increases, and a COLA for represented and unrepresented employees.

Materials and Services decreased primarily due to reductions in one-time purchases made in the prior fiscal year for department computers and office furniture. In addition, expenses in this program decreased due to dispatch services moving to the Enhanced Public Safety East Salem Service District (ESSD) program.

The reduction in Contingency reflects the reduction in Resources, and is budgeted for unanticipated program expenditures.

MARION COUNTY FY 2020-21 BUDGET

BY DEPARTMENT

SHERIFF'S OFFICE

Judicial Security Program

- Provides courtroom and judicial security for 19 courtrooms within the county including approximately 45,000 criminal hearings and 10,000 civil and domestic relations hearings annually. Services are provided at Circuit Court facilities located in the Marion County Courthouse, the Jail Annex, and the Marion County Juvenile facility.
- Provides over 300 prisoner transports each year between multiple correctional facilities including the Oregon State Hospital (OSH) and Oregon Youth Authority. Through a contract with OSH, provides over 700 transports for OSH patients to medical appointments annually.
- Provides security for pretrial and sentenced individuals involved in medical emergencies during court proceedings.
- Provides adult and juvenile threat assessment services for partner agencies throughout the county. Also provides security audits and safety plans for county buildings.

Program Summary

Sheriff's Office

Program: Judicial Security

	FY 17-18 ACTUAL	FY 18-19 ACTUAL	FY 19-20 BUDGET	FY 20-21 ADOPTED	+/- %
RESOURCES					
Intergovernmental State	511,365	523,160	632,322	452,475	-28.4%
Charges for Services	6,535	1,576	0	0	n.a.
General Fund Transfers	2,218,549	2,334,885	2,348,633	2,430,619	3.5%
Other Fund Transfers	(33,347)	0	0	0	n.a.
Net Working Capital	11,475	50,955	119,448	119,448	0.0%
TOTAL RESOURCES	2,714,577	2,910,576	3,100,403	3,002,542	-3.2%
REQUIREMENTS					
Personnel Services	2,321,160	2,386,548	2,520,281	2,406,202	-4.5%
Materials and Services	76,487	90,711	123,955	130,255	5.1%
Administrative Charges	265,975	313,868	336,719	357,220	6.1%
Contingency	0	0	106,820	85,418	-20.0%
Ending Fund Balance	0	0	12,628	23,447	85.7%
TOTAL REQUIREMENTS	2,663,622	2,791,128	3,100,403	3,002,542	-3.2%
FTE	16.00	16.00	16.00	16.00	0.0%

FTE By Position Title By Program

Program: Judicial Security	
Position Title	FTE
Deputy Sheriff - Enforcement	3.00
Deputy Sheriff - Enforcement (Bilingual)	1.00
Deputy Sheriff - Institutions	11.00
Sergeant	1.00
Program Judicial Security FTE Total:	16.00

- There are 2.26 FTE in temporary deputies in this program.

FTE Changes

There are no FTE changes for this program.

MARION COUNTY FY 2020-21 BUDGET

BY DEPARTMENT

SHERIFF'S OFFICE

Judicial Security Program Budget Justification

RESOURCES

Intergovernmental State decreased due to Personnel Services decreases in the Oregon State Hospital contract for transport services.

General Fund Transfers increased due to increases in Requirements.

REQUIREMENTS

Personnel Services increases are attributed to step increases, fringe benefit cost increases, and a COLA for represented and unrepresented employees.

Materials and Services increased due to one-time purchases for tablets and docking stations, consulting services related to the judicial security unit site improvements.

Contingency is budgeted for unanticipated program expenditures.

MARION COUNTY FY 2020-21 BUDGET

BY DEPARTMENT

SHERIFF'S OFFICE

Enforcement Support Program

- Provides oversight of Enforcement division functions.
- Ensures compliance with Oregon Accreditation Alliance in regard to enforcement policy and procedures.
- Conducts professional standards investigations and inquiries as necessary.

Program Summary

Sheriff's Office

Program: Enforcement Support

	FY 17-18 ACTUAL	FY 18-19 ACTUAL	FY 19-20 BUDGET	FY 20-21 ADOPTED	+/- %
RESOURCES					
Charges for Services	939	25	0	0	n.a.
Other Revenues	616	0	0	0	n.a.
General Fund Transfers	920,509	1,055,295	1,017,669	1,029,954	1.2%
TOTAL RESOURCES	922,064	1,055,320	1,017,669	1,029,954	1.2%
REQUIREMENTS					
Personnel Services	676,076	745,951	734,752	736,899	0.3%
Materials and Services	148,716	196,145	159,711	166,430	4.2%
Administrative Charges	97,273	113,223	123,206	126,625	2.8%
TOTAL REQUIREMENTS	922,064	1,055,320	1,017,669	1,029,954	1.2%
FTE	3.90	3.90	3.90	3.90	0.0%

FTE By Position Title By Program

Program: Enforcement Support	
Position Title	FTE
Division Commander	1.00
Lieutenant	1.90
Sergeant	1.00
Program Enforcement Support FTE Total:	3.90

FTE Changes

There are no FTE changes for this program.

Enforcement Support Program Budget Justification

RESOURCES

General Fund Transfers increased due to increases in Requirements.

REQUIREMENTS

Personnel Services costs saw minimal net increases due to staffing changes, partially offset by increases in fringe benefits and a COLA for unrepresented employees.

Materials and Services increased due to radio and landline communications, data connections, and cell phone purchases for Sheriff's Office Enforcement staff. These increases were offset partially by a reduction in department supplies and computers.

MARION COUNTY FY 2020-21 BUDGET

BY DEPARTMENT

SHERIFF'S OFFICE

Detectives Program

- Provides investigative services in the areas of computer forensics, homicides, serious assaults, missing persons, sex offenses, organized crime, and robberies.
- Investigates incidents that result in injury or death to an officer. As mandated by Senate Bill 111, investigates incidents where officers/deputies are involved in the use of deadly force.
- Provides specially trained investigators in polygraph examinations, domestic violence, and crimes against children.
- Provides technical assistance and serves as a resource to agencies and investigative units within Marion County.
- A reinstated Street Crimes Unit will focus on community livability concerns.

Program Summary

Sheriff's Office

Program: Detectives

	FY 17-18 ACTUAL	FY 18-19 ACTUAL	FY 19-20 BUDGET	FY 20-21 ADOPTED	+/- %
RESOURCES					
Intergovernmental Federal	0	1,925	18,374	0	-100.0%
Intergovernmental State	22,590	25,798	27,234	26,522	-2.6%
Charges for Services	2,455	1,300	0	0	n.a.
General Fund Transfers	1,801,345	1,832,676	2,252,539	2,336,267	3.7%
Other Fund Transfers	1,984	0	0	0	n.a.
Net Working Capital	137,853	123,644	64,511	48,719	-24.5%
TOTAL RESOURCES	1,966,227	1,985,343	2,362,658	2,411,508	2.1%
REQUIREMENTS					
Personnel Services	1,479,977	1,418,797	1,870,302	1,919,520	2.6%
Materials and Services	106,214	143,959	161,212	154,404	-4.2%
Administrative Charges	244,791	344,925	311,708	318,855	2.3%
Capital Outlay	11,601	13,150	0	0	n.a.
Contingency	0	0	19,436	18,729	-3.6%
TOTAL REQUIREMENTS	1,842,582	1,920,832	2,362,658	2,411,508	2.1%
FTE	14.00	14.00	14.00	14.00	0.0%

FTE By Position Title By Program

Program: Detectives	
Position Title	FTE
Administrative Specialist Detective Section	1.00
Deputy Sheriff - Enforcement	8.00
Deputy Sheriff - Enforcement (Bilingual)	2.00
Evidence Officer	2.00
Sergeant	1.00
Program Detectives FTE Total:	14.00

FTE Changes

There are no FTE changes for this program.

MARION COUNTY FY 2020-21 BUDGET

BY DEPARTMENT

SHERIFF'S OFFICE

Detectives Program Budget Justification

RESOURCES

Intergovernmental Federal decreased due to the end of the Drug Enforcement Administration (DEA) Task Force Contract.

General Fund Transfer increased due to increases in Requirements.

REQUIREMENTS

Personnel Services increases are attributed to step increases and fringe benefit cost increases, and a COLA for represented and unrepresented employees.

Materials and Services decreased primarily because of one-time Federal Forfeiture expenditures made during the prior fiscal year. The decrease is offset by increases for staff laptop computers and accessories to assist the Street Crimes Unit, and supplies and other items for the Investigations unit.

Contingency is budgeted for unanticipated program expenditures.

MARION COUNTY FY 2020-21 BUDGET

BY DEPARTMENT

SHERIFF'S OFFICE

Patrol Program

- Provides criminal and traffic law enforcement services 24 hours a day, seven days a week for 98,931 residents in rural areas, unincorporated communities, and cities without dedicated police coverage or less than 24-hour law enforcement response services.
- Supports and assists various police agencies within Marion County on calls for service or investigations when requested.
- Provides Search and Rescue, Canine Teams, Reserve Program, Marine Patrol, and Special Weapons and Tactics Team (SWAT).
- Reduces motor vehicle crashes, injuries and fatalities through enforcement, education, and engineering efforts by the self-funded Traffic Safety Team, in collaboration with agency partners.
- Utilizes specialized investigators to reconstruct and investigate serious person crimes and/or fatal motor vehicle crashes.
- Provides contracted law enforcement services for cities, and other public/private entities for special events.

Program Summary

Sheriff's Office

Program: Patrol

	FY 17-18 ACTUAL	FY 18-19 ACTUAL	FY 19-20 BUDGET	FY 20-21 ADOPTED	+/- %
RESOURCES					
Intergovernmental Federal	84,255	46,654	603,276	499,075	-17.3%
Intergovernmental State	176,070	209,023	233,965	183,771	-21.5%
Charges for Services	830,165	828,085	847,826	850,801	0.4%
Fines and Forfeitures	2,181,742	2,194,528	2,100,010	2,102,391	0.1%
Interest	17,893	25,960	15,399	17,711	15.0%
Other Revenues	92,086	29,540	15,000	15,000	0.0%
General Fund Transfers	7,081,540	7,521,592	7,661,997	7,638,714	-0.3%
Other Fund Transfers	35,118	(15,539)	225,936	215,238	-4.7%
Net Working Capital	1,099,836	1,196,672	1,171,275	1,196,247	2.1%
TOTAL RESOURCES	11,598,705	12,036,514	12,874,684	12,718,948	-1.2%
REQUIREMENTS					
Personnel Services	7,635,362	7,864,569	8,537,807	8,541,918	0.0%
Materials and Services	1,424,185	1,477,548	2,074,758	1,925,932	-7.2%
Administrative Charges	1,068,348	1,280,064	1,453,850	1,427,987	-1.8%
Capital Outlay	18,527	53,013	100,951	16,727	-83.4%
Transfers Out	255,610	100,000	275,000	305,954	11.3%
Contingency	0	0	317,383	350,130	10.3%
Ending Fund Balance	0	0	114,935	150,300	30.8%
TOTAL REQUIREMENTS	10,402,033	10,775,195	12,874,684	12,718,948	-1.2%
FTE	57.65	60.15	60.15	60.15	0.0%

FTE By Position Title By Program

Program: Patrol	
Position Title	FTE
Deputy Sheriff - Enforcement	49.50
Deputy Sheriff - Enforcement (Bilingual)	2.00
Lieutenant	0.10

MARION COUNTY FY 2020-21 BUDGET
 BY DEPARTMENT
 SHERIFF'S OFFICE

Program: Patrol	
Position Title	FTE
Program Coordinator 2	1.00
Sergeant	6.55
Support Services Technician (Bilingual)	1.00
Program Patrol FTE Total:	60.15

- There are 0.44 FTE in temporary employees in this program for Marine Patrol.

FTE Changes

There are no FTE changes for this program.

Patrol Program Budget Justification

RESOURCES

Intergovernmental Federal decreased due to anticipated spending for two federal Bureau of Justice Assistance grants, which fund enhancements to Law Enforcement Assisted Diversion (LEAD).

There were minimal increases to Charges for Services, which mostly comprise of patrol contracts with cities.

Fines and Forfeitures for traffic fines are anticipated to remain consistent with prior years.

REQUIREMENTS

Personnel Services costs remained consistent with prior year due to staffing changes, partially offset by increases in fringe benefits and a COLA for represented and unrepresented employees.

Materials and Services decreased due primarily to the following: 1) a reduction in one-time purchases for Search and Rescue during the prior fiscal year, 2) a reduction in services for the LEAD grant agreement with the Health and Human Services Department, a 3) a reduction in motorcycle maintenance costs due to the elimination of motorcycles from the Traffic Safety Team (TST). Partially offsetting the decreases, remodeling and site improvements at the TST office, social and mentor services related to the LEAD grant, and upgraded radios for fleet increased.

Contingency increased to address unanticipated program needs.

MARION COUNTY FY 2020-21 BUDGET

BY DEPARTMENT

SHERIFF'S OFFICE

Enhanced Public Safety ESSD Program

- Provides criminal and traffic law enforcement services 24 hours a day, seven days a week for the newly established Enhanced Public Safety East Salem Service District (ESSD).
- Supports and assists various police agencies within Marion County on calls for service or investigations when requested.
- Provides traffic enforcement and conducts community awareness/education presentations to reduce motor vehicle crashes, injuries, and fatalities.
- Utilizes specialized investigators to reconstruct and investigate serious person crimes and/or fatal motor vehicle crashes.

Program Summary

Sheriff's Office

Program: Enhanced Public Safety ESSD

	FY 17-18 ACTUAL	FY 18-19 ACTUAL	FY 19-20 BUDGET	FY 20-21 ADOPTED	+/- %
RESOURCES					
Charges for Services	0	1,639,269	1,591,766	1,614,000	1.4%
Interest	0	14,673	26,995	28,577	5.9%
Net Working Capital	0	0	1,295,565	1,656,629	27.9%
TOTAL RESOURCES	0	1,653,942	2,914,326	3,299,206	13.2%
REQUIREMENTS					
Personnel Services	0	218,272	1,294,712	1,247,173	-3.7%
Materials and Services	0	10,224	224,966	312,359	38.8%
Administrative Charges	0	0	82,663	148,169	79.2%
Capital Outlay	0	2,994	11,600	0	-100.0%
Transfers Out	0	126,888	108,006	0	-100.0%
Contingency	0	0	200,891	329,921	64.2%
Ending Fund Balance	0	0	991,488	1,261,584	27.2%
TOTAL REQUIREMENTS	0	358,378	2,914,326	3,299,206	13.2%
FTE	0.00	10.00	10.00	10.00	0.0%

FTE By Position Title By Program

Program: Enhanced Public Safety ESSD	
Position Title	FTE
Deputy Sheriff - Enforcement	10.00
Program Enhanced Public Safety ESSD FTE Total:	10.00

FTE Changes

There are no FTE changes for this program.

Enhanced Public Safety ESSD Program Budget Justification

RESOURCES

Charges for Services are fee assessments to dwellings and properties for public safety services specific to the communities of Hayesville and Four Corners.

REQUIREMENTS

Personnel Services decreased due to new staff hiring that came in at lower pay steps than originally anticipated.

MARION COUNTY FY 2020-21 BUDGET

BY DEPARTMENT

SHERIFF'S OFFICE

The increase in Materials and Services is primarily due to increases in dispatch services provided by Willamette Valley Communications Center. In addition, fleet leases increased due to the installation of new radios for the Enhanced Public Safety ESSD vehicles.

Contingency increased to address unanticipated program needs.

MARION COUNTY FY 2020-21 BUDGET

BY DEPARTMENT

SHERIFF'S OFFICE

Institutions Support Program

- Provides overall support to the jail facility including records and warrants services, court desk services, and administrative support.
- Manages and performs all records functions associated with lodging and releasing over 15,200 adults in custody on an annual basis. Services include data entry when people are booked into the jail and transition center, and tracking sentenced adults in custody.
- Enters and maintains warrants, no contact orders, and all restraining orders.
- Determines release dates and arranges for transports to and from correctional facilities throughout the Northwest region.

Program Summary

Sheriff's Office	Program: Institutions Support				
	FY 17-18 ACTUAL	FY 18-19 ACTUAL	FY 19-20 BUDGET	FY 20-21 ADOPTED	+/- %
RESOURCES					
Charges for Services	835	145	0	0	n.a.
General Fund Transfers	3,488,193	3,442,143	3,762,575	3,847,951	2.3%
Other Fund Transfers	92,822	92,822	92,822	92,822	0.0%
TOTAL RESOURCES	3,581,849	3,535,110	3,855,397	3,940,773	2.2%
REQUIREMENTS					
Personnel Services	2,340,535	2,343,935	2,603,657	2,718,811	4.4%
Materials and Services	803,585	681,669	697,311	715,469	2.6%
Administrative Charges	437,730	509,505	554,429	506,493	-8.6%
TOTAL REQUIREMENTS	3,581,849	3,535,110	3,855,397	3,940,773	2.2%
FTE	23.00	23.00	23.00	23.00	0.0%

FTE By Position Title By Program

Program: Institutions Support	
Position Title	FTE
Division Commander - Institution	1.00
Lieutenant	4.00
Office Manager Sr	1.00
Sheriff's Office Records Specialist	3.00
SO Office Specialist 2	2.00
Support Services Technician	9.00
Support Services Technician (Bilingual)	3.00
Program Institutions Support FTE Total:	23.00

FTE Changes

There are no FTE changes for this program.

Institutions Support Program Budget Justification

RESOURCES

General Fund Transfers increased due to increases in Requirements.

Other Fund Transfers from Community Corrections remain consistent with the prior year.

MARION COUNTY FY 2020-21 BUDGET

BY DEPARTMENT

SHERIFF'S OFFICE

REQUIREMENTS

Personnel Services increases are attributed to step increases and fringe benefit cost increases, and a COLA for represented and unrepresented employees.

Materials and Services increased for the purchase of new signage to comply with the Americans with Disabilities Act, a one-time purchase for automated door lock system at the jail visiting area, video surveillance equipment, and fleet lease increases.

MARION COUNTY FY 2020-21 BUDGET

BY DEPARTMENT

SHERIFF'S OFFICE

Jail Operations Program

- Processes and lodges arrestees who are brought to the Marion County Jail by law enforcement agencies throughout the county.
- Provides 24-hour supervision and monitors all adults in custody (AIC) in all classification levels in custody at the jail facility. The facility typically operates at a 415 bed capacity year round.
- Provides drug detection canine, classification, training, AIC worker supervision, purchasing services, search and rescue assistance, SWAT participants, a Security Threat Group, and a Cell Extraction Team.
- Provides support to the law library and educational programs.
- Operates and manages the transport hub for the entire state.
- Operates a 144 bed transition center including utilizing four deputy-supervised work crews.
- Monitors pretrial defendants selected utilizing actuarially-based risk assessments and judicial referrals, allowing for higher risk individuals to remain in custody, and ensuring those released are monitored according to their risk and return to report for court hearings. A total of 420 pretrial defendants were referred for services in 2019.
- Provides AIC labor to public entities through contracts and intergovernmental agreements throughout Marion County.
- Transition center operations support county departments including Business Services - Facilities Management, Public Works - Road Crews, and Community Services - dog kennel; by providing work crews to perform general labor.
- Transition center operations facilitate reentry into the community by providing a structured environment and work crew participation as well as opportunities to learn new job skills.
- Operates reentry program which provides drug and alcohol treatment and employment services for adults released from jail.
- Hosts the De Muniz Resource Center providing transitional assistance and services to individuals currently serving a sanction or sentence at the transition center, for those who have recently been released from incarceration, or community corrections offenders currently boarding at the transition center.

Program Summary

Sheriff's Office

Program: Jail Operations

	FY 17-18 ACTUAL	FY 18-19 ACTUAL	FY 19-20 BUDGET	FY 20-21 ADOPTED	+/- %
RESOURCES					
Intergovernmental Federal	23,200	37,882	0	0	n.a.
Intergovernmental State	463,061	463,061	482,968	499,643	3.5%
Charges for Services	679,711	942,750	696,515	896,931	28.8%
Interest	4,086	6,447	0	12,157	n.a.
Other Revenues	0	308	0	0	n.a.
General Fund Transfers	10,779,788	11,097,599	12,845,596	13,506,242	5.1%
Other Fund Transfers	4,094,387	4,333,585	4,110,496	4,111,224	0.0%
Net Working Capital	564,004	456,090	583,042	694,658	19.1%
TOTAL RESOURCES	16,608,237	17,337,723	18,718,617	19,720,855	5.4%
REQUIREMENTS					
Personnel Services	12,326,540	12,873,374	13,878,156	14,451,568	4.1%
Materials and Services	1,764,955	1,595,779	1,756,080	1,754,596	-0.1%
Administrative Charges	2,046,489	2,259,336	2,453,923	2,586,058	5.4%
Capital Outlay	0	26,192	30,072	0	-100.0%

MARION COUNTY FY 2020-21 BUDGET

BY DEPARTMENT

SHERIFF'S OFFICE

	FY 17-18 ACTUAL	FY 18-19 ACTUAL	FY 19-20 BUDGET	FY 20-21 ADOPTED	+/- %
Transfers Out	14,162	0	0	0	n.a.
Contingency	0	0	15,486	104,800	576.7%
Ending Fund Balance	0	0	584,900	823,833	40.9%
TOTAL REQUIREMENTS	16,152,147	16,754,681	18,718,617	19,720,855	5.4%
FTE	106.00	108.00	107.00	107.00	0.0%

FTE By Position Title By Program

Program: Jail Operations	
Position Title	FTE
Case Aide	2.00
Deputy Sheriff - Institutions	57.00
Deputy Sheriff - Institutions (Bilingual)	5.00
Deputy Sheriff - Institutions (MSR)	23.00
Deputy Sheriff - Institutions (MSR) (Bilingual)	2.00
Facility Security Aide 1	1.00
Facility Security Aide 2	5.00
Facility Security Aide 2 (Bilingual)	1.00
Sergeant	10.00
Support Services Technician	1.00
Program Jail Operations FTE Total:	107.00

FTE Changes

There are no FTE changes for this program.

Jail Operations Program Budget Justification

RESOURCES

Intergovernmental State increased for position increases for the Justice Reinvestment Initiative.

Charges for Services increase includes Felony DUII Reimbursement revenue through Senate Bill 395 based on prior years' revenue trends, Work Crew Fees, and revenue from inmate vending/telephone services.

The increase in General Fund Transfers is due to increases in Requirements.

REQUIREMENTS

Personnel Services increases are attributed to step increases and fringe benefit cost increases, and a COLA for represented and unrepresented employees.

Materials and Services had offsetting increases and decreases that resulted in no net increase. Fleet leases, contracted services for GPS monitoring, and food services costs decreased. The increases include new safety materials for Adults in Custody (AIC), programming materials for the Transition from Jail to Community project, and one-time expenditures for recreation and sports materials.

Contingency increased to address unanticipated program needs.

MARION COUNTY FY 2020-21 BUDGET

BY DEPARTMENT

SHERIFF'S OFFICE

Inmate Medical Services Program

- Provides medical services to all adults who are incarcerated in the Marion County Jail.
- Provides health screening and services ranging from basic first aid to more serious management of medical conditions and needs; including medication, prenatal care, dental care and mental health care.
- Facilitates and arranges transports for emergencies and medical appointments outside of the facility.

Program Summary

Sheriff's Office

Program: Inmate Medical Services

	FY 17-18 ACTUAL	FY 18-19 ACTUAL	FY 19-20 BUDGET	FY 20-21 ADOPTED	+/- %
RESOURCES					
Charges for Services	37,901	38,628	30,177	35,691	18.3%
General Fund Transfers	2,774,263	3,074,867	2,874,487	2,944,143	2.4%
TOTAL RESOURCES	2,812,164	3,113,495	2,904,664	2,979,834	2.6%
REQUIREMENTS					
Personnel Services	1,558,581	1,614,897	1,760,550	1,821,980	3.5%
Materials and Services	913,127	1,102,318	712,892	714,672	0.2%
Administrative Charges	340,456	396,280	431,222	443,182	2.8%
TOTAL REQUIREMENTS	2,812,163	3,113,495	2,904,664	2,979,834	2.6%
FTE	13.50	13.50	13.50	13.50	0.0%

FTE By Position Title By Program

Program: Inmate Medical Services	
Position Title	FTE
Corrections Health Prgm Supervisor	1.00
Corrections Nurse	5.00
Corrections Nurse (Bilingual)	1.00
Corrections Nurse (LPN)	4.00
Deputy Sheriff - Institutions	1.00
SO Office Specialist 2	0.50
SO Office Specialist 2 (Bilingual)	1.00
Program Inmate Medical Services FTE Total:	13.50

FTE Changes

There are no FTE changes for this program.

Inmate Medical Services Program Budget Justification

RESOURCES

Charges for Services are hygiene kits for adults in custody, which are anticipated to increase.

General Fund Transfers increased due to increases in Requirements.

REQUIREMENTS

Personnel Services increases are attributed to step increases, fringe benefit cost increases, and a COLA for represented and unrepresented employees.

MARION COUNTY FY 2020-21 BUDGET

BY DEPARTMENT

SHERIFF'S OFFICE

Materials and Services saw offsetting increases and decreases that resulted in minimal net increases. Medical supplies, medical services, and lab services increased to reflect the needs of the current jail population. Contracted nursing services decreased because of the addition of the Corrections Nurse LPN positions, eliminating the need for contracted nurses. Psychiatric services and dental services decreased based on the decrease in average usage.

MARION COUNTY FY 2020-21 BUDGET

BY DEPARTMENT

SHERIFF'S OFFICE

Parole and Probation Support Program

- A division commander and two lieutenants provide overall administrative support to the division including supervisory oversight, resource allocation, and contract monitoring.
- Administrative staff complete data entry; including judgments, amendments, and sanctions. Additionally, staff process reports, collect supervision fees, and greet the public and clients.

Program Summary

Sheriff's Office

Program: Parole and Probation Support

	FY 17-18 ACTUAL	FY 18-19 ACTUAL	FY 19-20 BUDGET	FY 20-21 ADOPTED	+/- %
RESOURCES					
Intergovernmental State	6,683,138	7,188,364	5,918,593	5,807,606	-1.9%
Interest	0	0	0	23,309	n.a.
Other Fund Transfers	284,615	438,928	0	0	n.a.
Net Working Capital	541,603	622,724	1,337,217	1,222,944	-8.5%
TOTAL RESOURCES	7,509,357	8,250,017	7,255,810	7,053,859	-2.8%
REQUIREMENTS					
Personnel Services	1,601,285	1,368,301	1,545,015	1,565,412	1.3%
Materials and Services	733,784	663,822	636,158	650,289	2.2%
Administrative Charges	515,860	500,794	643,448	550,216	-14.5%
Transfers Out	4,035,704	4,379,882	4,164,111	4,163,424	0.0%
Contingency	0	0	267,078	124,518	-53.4%
TOTAL REQUIREMENTS	6,886,633	6,912,799	7,255,810	7,053,859	-2.8%
FTE	16.00	16.00	14.00	14.00	0.0%

FTE By Position Title By Program

Program: Parole and Probation Support	
Position Title	FTE
Division Commander	1.00
Lieutenant	2.00
Office Manager Sr	1.00
Office Specialist 2	2.00
Office Specialist 3	7.00
Office Specialist 3 (Bilingual)	1.00
Program Parole and Probation Support FTE Total:	14.00

FTE Changes

There are no FTE changes for this program.

Parole and Probation Support Program Budget Justification

RESOURCES

Intergovernmental State is Community Corrections funding with an anticipated decrease in the second year of the biennium.

REQUIREMENTS

Personnel Services increases are attributed to step increases, fringe benefit cost increases, and a COLA for represented and unrepresented employees.

MARION COUNTY FY 2020-21 BUDGET

BY DEPARTMENT

SHERIFF'S OFFICE

Materials and Services increased primarily due to replacing radios, and building rental increases at the North District Office.

Contingency decreased due to the reduction in Resources.

MARION COUNTY FY 2020-21 BUDGET

BY DEPARTMENT

SHERIFF'S OFFICE

Parole and Probation Supervsn Program

- Manages parole and probation offenders located within county boundaries; supervises 3,195 offenders, with an additional 1,924 who are on abscond status.
- Provides offender supervision, sanctions, alcohol and drug treatment programs, sex offender programs, cognitive classes, employment coordination, victim restitution, and community service work.
- Uses evidence-based practices and Effective Practices in Community Supervision (EPICS) as guiding philosophies that cover the delivery of supervision services to the offender population. Key evidence-based practices are the use of assessments, case plans, skill building, and the utilization of sanctions and services that reduce risk and promote offender change.
- Manages field supervision caseloads which are divided and organized by offense type, risk level and geographic regions within the county, facilitating community partnerships, and familiarity with the community. There are also specialized caseloads for transitional release offenders, sex offenders, high-risk offenders, mental health offenders, and domestic violence cases.

Program Summary

Sheriff's Office

Program: Parole and Probation Supervsn

	FY 17-18 ACTUAL	FY 18-19 ACTUAL	FY 19-20 BUDGET	FY 20-21 ADOPTED	+/- %
RESOURCES					
Intergovernmental State	7,330,047	7,026,040	7,229,964	7,239,511	0.1%
Charges for Services	896,581	911,720	855,300	857,000	0.2%
Interest	30,779	80,413	0	0	n.a.
Other Revenues	0	56	0	0	n.a.
Other Fund Transfers	(99,322)	(228,095)	168,154	170,700	1.5%
Net Working Capital	99,074	440,181	194,095	109,294	-43.7%
TOTAL RESOURCES	8,257,159	8,230,316	8,447,513	8,376,505	-0.8%
REQUIREMENTS					
Personnel Services	5,491,989	5,468,513	6,101,015	6,244,004	2.3%
Materials and Services	1,820,543	1,969,647	1,673,497	1,455,968	-13.0%
Administrative Charges	504,445	596,254	643,448	670,995	4.3%
Transfers Out	0	1,807	1,131	0	-100.0%
Contingency	0	0	28,422	5,538	-80.5%
TOTAL REQUIREMENTS	7,816,977	8,036,221	8,447,513	8,376,505	-0.8%
FTE	51.50	51.50	48.50	48.50	0.0%

FTE By Position Title By Program

Program: Parole and Probation Supervsn	
Position Title	FTE
Case Aide	2.00
Case Aide (Bilingual)	1.00
Community Corrections Educator	1.00
Deputy Sheriff - P & P - Advanced	36.00
Deputy Sheriff - P & P - Advanced (Bilingual)	3.00
Program Coordinator 2	0.50
Sergeant	4.00

MARION COUNTY FY 2020-21 BUDGET
 BY DEPARTMENT
 SHERIFF'S OFFICE

Program: Parole and Probation Supervsn	
Position Title	FTE
Victim Assistance Program Coordinator	1.00
Program Parole and Probation Supervsn FTE Total:	48.50

FTE Changes

There are no FTE changes for this program.

Parole and Probation Supervsn Program Budget Justification

RESOURCES

The primary Resource for the Parole and Supervision Program is Intergovernmental State, which comprises Community Corrections funding.

REQUIREMENTS

Personnel Services increases are attributed to step increases, fringe benefit cost increases, and a COLA for represented and unrepresented employees.

Materials and Services decreased due to printing cognitive programming and employment journals in-house. In addition, there was a reduction in state housing subsidies and contracting for GPS monitoring.

Contingency is budgeted for unanticipated program needs.

MARION COUNTY FY 2020-21 BUDGET

BY DEPARTMENT

SHERIFF'S OFFICE

Parole and Probation Treatment Program

- Dedicates efforts to focus treatment resources towards the highest risk offenders, promoting positive change through a cognitive-based curriculum, enhanced motivation, offender accountability, and collaborative case management strategies.
- Manages efforts at stemming drug use, domestic violence, and sex offenses.
- Utilizes supplemental state funding to partner with the community and create innovative transitional wraparound programming such as SOAR (Student Opportunity for Achieving Results), prison diversion programs, the De Muniz Resource Center, and motivation/cognitive programming.
- Collaborates with private and public entities to focus on reducing victimization of citizens and recidivism among offenders.
- Works continuously on quality improvement standards as established by the state.
- Uses innovative means of partnering with the community and reducing barriers to successful reintegration through the Marion County Reentry Initiative, the Marion County Justice Reinvestment Council, and continued collaborative efforts with contracted private not-for-profit service agencies.
- Collaborate continuously with criminal justice partners involved in the Mental Health Court, Veteran's Court and Drug Court.

Program Summary

Sheriff's Office

Program: Parole and Probation Treatment

	FY 17-18 ACTUAL	FY 18-19 ACTUAL	FY 19-20 BUDGET	FY 20-21 ADOPTED	+/- %
RESOURCES					
Intergovernmental State	570,791	533,905	578,857	589,036	1.8%
Charges for Services	1,560	1,465	0	0	n.a.
Other Fund Transfers	2,627	(1,284)	0	0	n.a.
Net Working Capital	848	10,000	0	0	n.a.
TOTAL RESOURCES	575,826	544,086	578,857	589,036	1.8%
REQUIREMENTS					
Personnel Services	457,432	479,434	506,893	519,327	2.5%
Materials and Services	63,555	28,876	30,000	29,450	-1.8%
Administrative Charges	44,840	35,776	41,964	40,259	-4.1%
TOTAL REQUIREMENTS	565,826	544,086	578,857	589,036	1.8%
FTE	4.50	4.50	4.50	4.50	0.0%

FTE By Position Title By Program

Program: Parole and Probation Treatment	
Position Title	FTE
Deputy Sheriff - P & P - Advanced	1.00
Deputy Sheriff - P & P - Advanced (Bilingual)	1.00
Mental Health and Evaluation Specialist	1.00
Program Coordinator 1	1.00
Program Coordinator 2	0.50
Program Parole and Probation Treatment FTE Total:	4.50

FTE Changes

There are no FTE changes for this program.

MARION COUNTY FY 2020-21 BUDGET

BY DEPARTMENT

SHERIFF'S OFFICE

Parole and Probation Treatment Program Budget Justification

RESOURCES

Intergovernmental State is Community Corrections funding with an anticipated increase in the second year of the biennium for increases in Personnel Services.

REQUIREMENTS

Personnel Services increases are attributed to step increases and fringe benefit cost increases, and a COLA for represented employees.

Materials and Services decreased including food supplies and medical services for reduced funding availability, and Laboratory Services to offset an increase in assistance for clients.

MARION COUNTY FY 2020-21 BUDGET

BY DEPARTMENT

SHERIFF'S OFFICE

KEY DEPARTMENT ACCOMPLISHMENTS

- As of February 2020, the Enhanced Public Safety East Salem Service District (ESSD) was fully staffed with 10.0 FTE Deputy positions. The ESSD was established to enhance patrol coverage 24 hours a day, seven days a week to East Salem in the communities of Four Corners and Hayesville. This enhancement allows deputies to focus on community and livability concerns affecting the citizens of Marion County.
- In collaboration with the Oregon Social Learning Center and Linn County Parole and Probation, our Parole and Probation division entered into a first-of-its-kind Contingency Management pilot program designed to increase the delivery of effective interventions for substance use and prevent Opioid Use Disorder in justice involved young adults (ages 18 - 30).
- The Sheriff's Office was awarded two Bureau of Justice Assistance Grants to expand Law Enforcement Assisted Diversion (LEAD) in targeted neighborhoods through a phased approach in partnership with Marion County Health and Human Services, as well as emergency medical providers and first responders. The LEAD program has continued to expand with the addition of two navigators and a program coordinator. These FTE provide additional resources to a population that is interacting on a repeated basis with the Criminal Justice System. The intent of the program is to divert clients from jail to recovery services.
- In collaboration with Oregon's Third Judicial District, District Attorney's Office, and our public defense consortiums, the Sheriff's Office developed and implemented an evidence-based pretrial monitoring program which is designed to identify a segment of the jail's pretrial population utilizing actuarially-based risk assessments and judicial referrals to ensure those released are monitored according to their risk and return and report for court hearings. Two Case Aide positions monitor a minimum of 120 pretrial defendants who otherwise would be held in custody in the jail, allowing for higher risk individuals to remain in custody.
- Community Corrections has launched the Transition from Jail to Community (TJC) program. The TJC program is housed at the Marion County Transition Center (TC) and utilizes the TJC model developed by the National Institute of Corrections. The goal of this program is to reduce the number of individuals returning to jail by providing targeted transition planning and pre-release services, including cognitive skills classes, to adults in custody at the TC. Services provided include, pre-release reach-ins, transition planning, motivation and cognitive programming, education and employment services, referrals for treatment, housing and transportation in the community, and guidance to the on-site De Muniz Resource Center.
- In October 2019, Marion County Sheriff's Office Work Crews collaborated with City of Aumsville to reduce the risk of flooding by clearing the Highberger drainage ditch. This area has been a concern for community members in Aumsville for several years due to over growth which contributed to flooding in neighborhoods during periods of heavy rain. Work crews from the Sheriff's Office spent a total of 8 days over a two week period clearing wood debris, blackberries and other overgrown vegetation. Aumsville Public Works officials believe these clean-up efforts will greatly improve the ability for storm water to flow through the drainage with fewer backups which can lead to flooding. It is estimated approximately 20,000 pounds of debris were removed and taken to a wood waste recycling plant during this project.
- Oregon State Sheriffs' Association (OSSA) awarded Deputy Theresa Plinski the Parole and Probation Deputy of the Year, Support Services Technician Tina Gushard the Concealed Handgun License Support Staff of the Year, and both Deputy Garrett Olson and Deputy Mark Ferron received a distinguished service award at the OSSA Annual Awards Banquet. OSSA also awarded Lieutenant Nick Hunter two awards for his work on the Tactical Command Council.
- The Operations Division implemented the LexisNexis and Community Crime Mapping system, a research tool which provides data and analysis for Sheriff's Office staff, and connects law enforcement with the community to reduce crime and improve public safety. A public crime mapping tool will be made available on the Marion County Sheriff's Office website.

MARION COUNTY FY 2020-21 BUDGET

BY DEPARTMENT

SHERIFF'S OFFICE

- The Sheriff's office hiring team reconfigured the hiring process by conducting testing, initial screening interviews, and full panel interviews in one day; saving approximately three weeks in the full hiring process. The Sheriff's Office multi-discipline recruitment team facilitates this one-day hiring process by assisting applicants through each stage, and providing applicants information to facilitate the background process, saving approximately one week in the hiring process. Administrative Assistant Peggy Lowery was instrumental in identifying stages of hiring process to streamline, reducing the time necessary to on-board a sworn deputy by 25%; and filling vacant positions in ESSD, the jail, and multiple promotional processes over the last year.
- Marion County Sheriff's Office donated 50 bicycles to The Northwest Hub, a local non-profit organization in Salem. These bicycles had been accumulated by the Sheriff's Office after they were not claimed by their owners or were turned in as found property from locations throughout Marion County. Items such as bicycles often go unclaimed and take up valuable space in our evidence warehouse. The bicycles will be refurbished or used for parts and donated to people in need through community partners.

MARION COUNTY FY 2020-21 BUDGET

BY DEPARTMENT

SHERIFF'S OFFICE

KEY INDICATORS

1: Community Resource Unit Outreach (Crime Prevention)

Definition and Purpose

The Community Resource Unit (CRU) coordinates an office-wide approach to intelligence-led policing. CRU uses a global approach to creating positive change in our community through crime prevention and environmental design.

CRU utilizes several progressive models in an effort to promote crime prevention while trying to reduce the overall occurrence. One of these models is Problem-Oriented Policing (POP). POP focuses on a strategy that involves the identification and analysis of specific crime and disorder problems in order to develop effective response strategies.

The Community Resource Unit tracks the number of community events (National Night Out, neighborhood watch, job fairs, and community events) and the number of public service announcements as part of our community education outreach.

The Crisis Outreach Response Team (CORT) tracks the number of outreach contacts it has during each fiscal year. CORT is a partnership between the Marion County Sheriff's Office, Marion County Health and Human Services, and neighboring law enforcement agencies including City of Salem Police Department, Woodburn Police Department and Polk County Sheriff's Office. CORT responds to requests for post crisis follow up, consultation or assistance requests from mental health probation officers, mental health court or those providing services to individuals with a mental health need who are involved in the criminal justice system, and a field response to incidents where an individual(s) may be experiencing a mental health crisis.

Significance

The main focus of the Community Resource Unit is to increase community awareness through personal and electronic outreach. Through education and collaboration with our community, this unit strives to reduce criminal activity and/or safety concerns within the county. In addition, the Community Resource Unit encourages and promotes collaboration with our residents and stakeholders to address public safety concerns as a community. This key indicator aligns with Marion County Strategic Plan Goal #1: Public Safety - Pursue a safe and secure community by protecting the people, property, and economy of Marion County.

The Community Resource Unit continues to perfect its community outreach through social media sites, face to face interactions, community meetings and civic groups. The primary focus is to enhance citizen involvement within neighborhoods and in the business community to reduce crime and enhance livability.

The Communications Team focuses on electronic dissemination of information including public announcements, videos and educational messages to better inform and promote collaborative working relationships with the citizens of Marion County.

The Nextdoor.com subscriber base increased by over 45% from 2018.

Data Units Calendar Year

Nextdoor.com (Residents/Neighborhoods)

CY 2016 Actual	CY 2017 Actual	CY 2018 Actual	CY 2019 Actual	CY 2020 Estimate
17,400/174	28,898/209	35,000/230	51,777/273	60,000/300

Community Events

CY 2016 Actual	CY 2017 Actual	CY 2018 Actual	CY 2019 Actual	CY 2020 Estimate
159	190	203	206	205

MARION COUNTY FY 2020-21 BUDGET

BY DEPARTMENT

SHERIFF'S OFFICE

Crisis Outreach Response Team Field Contacts

CY 2016 Actual	CY 2017 Actual	CY 2018 Actual	CY 2019 Actual	CY 2020 Estimate
503	250	615	679	700

Explanation of Trends and Changes

The Sheriff's Office continues to focus on the type of events rather than the number of events in order to leverage the most positive impact for the community. National crime data and intelligence led law enforcement activities continue to show a dramatic reduction of crime in areas where a cooperative effort is taken up by law enforcement and the community.

For 2019, CORT followed up on 700 police reports, up from 615 in 2018. The increased number is due to program development.

2: Intelligence Led Public Safety Services

Definition and Purpose

Intelligence-led policing is a business model and managerial philosophy. Data analysis and crime intelligence are critical to a decision making framework that facilitates a focus on crime reduction, disruption, and prevention through both strategic management and public safety strategies that target serious problems and issues within a community (Ratcliffe 2008: 89).

The Enforcement Division uses LexisNexis Citizen View to reduce crime, crashes and traffic violations in Marion County. LexisNexis Citizen View integrates location-based crime and traffic crash data to determine the most effective methods for deploying personnel and resources.

Significance

Using evidence-based practices, this indicator supports Goal #1: Public Safety - Pursue a safe and secure community by protecting the people, property, and economy of Marion County. The use of a central data collection point enhances our ability to most effectively deploy personnel and resources. In addition to using a data-driven model for patrol activities, a data-driven approach allows the Enforcement Division to work collaboratively with the CORT (Crisis Outreach Response Team) and MCRT (Mobile Crisis Response Team) (Key Indicator #3), the Community Resources Unit (Key Indicator #1) and the Traffic Safety Team (TST) (Key Indicator #4).

The Enforcement Division has been using crime, crash, and criminal activity data to conduct focused enforcement operations.

Data Units Calendar Year

Top 10 Calls for Service

CY 2016 Actual	CY 2017 Actual	CY 2018 Actual	CY 2019 Actual	Data Value 1
1,817	2,373	2,338	2,409	Asst Agency
1,549	1,779	1,878	1,693	Theft
1,442	1,765	2,098	2,104	Susp Activity
1,036	1,527	1,754	1,601	Citizen Contact
1,537	1,456	1,465	1,366	Dom Disturb
1,293	1,405	1,462	1,625	Check Welfare
1,187	1,039	1,021	1,119	Crash
1,347	968	951	949	Driv Comp
729	765	***	***	Audible Alarm
819	734	1,089	1,116	Susp Vehicle
***	***	1,005	1,017	Emot Dist Pers

MARION COUNTY FY 2020-21 BUDGET

BY DEPARTMENT

SHERIFF'S OFFICE

Explanation of Trends and Changes

The Enforcement division responded to approximately 78,771 calls for service drawing 31,371 case numbers during the 2019 calendar year. On average, Patrol Deputies responded to 85.9 calls per day. Over the course of the preceding three years, the Enforcement division has seen an increase in the total number of calls for service. Of the four patrol districts, Central District continues to account for approximately 55% of the total calls for service. The populated areas of Hayesville and Four Corners, while only six square miles, continues to require a high degree of attention.

In FY 2018-19, the Marion County Board of Commissioners established a public safety fee within the East Salem Service District. The ESSD fee dedicates public safety resources to the Hayesville and Four Corners areas, with the addition of ten Patrol Deputies assigned to those areas. The ten deputy positions provide for two deputies 24 hours per day, seven days per week within the district. All 10 ESSD deputies are assigned and actively working within the Hayesville and Four Corners areas. An increase in case numbers is anticipated due to the increased patrol activity as well as current trends would suggest an overall increase in call for service.

3: Mental Illness and Incarceration

Definition and Purpose

The mitigation of mentally ill persons entering the correctional facility is directly related to Marion County's public safety strategic plan. Many mentally ill persons are arrested and either initially booked and/or lodged at the jail facility. Most of these individuals are arrested for low level crimes which were committed due to their self-medication (i.e., drug use) or the lack of medication at all. The individuals would be better served in community medical or mental health facilities which are more capable of providing appropriate services.

Significance

This key indicator ties to one of the county's strategic goals, County Goal #1: Public Safety - Pursue a safe and secure community by protecting the people, property, and economy of Marion County. This includes a myriad of issues. One significant issue that crosses all boundaries of the public safety system is mental illness. The Sheriff's Office has participated in five jail studies in 2005, 2007, 2011, 2015, and 2018. The goal with the most recent study was to determine whether the population of adults in custody with a mental health condition has stabilized or continues to trend up or down based on the resources and procedures put in place since 2011.

In terms of significance these individuals and their mental health conditions present a notable financial impact on the budget both in Personnel Services and in Materials and Services.

Data Units Fiscal Year

Number of Adults in Custody Receiving Psychotropic Medication

FY 15-16 Actual	FY 16-17 Actual	FY 17-18 Actual	FY 18-19 Actual	FY 19-20 Estimate
1,312	1,263	1,294	1,272	1,845

Dollar Amount Spent on Psychotropic Medications

FY 15-16 Actual	FY 16-17 Actual	FY 17-18 Actual	FY 18-19 Actual	FY 19-20 Estimate
\$140,370	\$115,235	\$122,135	\$141,616	\$114,473

Explanation of Trends and Changes

Psychotropic medications for FY 2018-19 increased compared to the prior fiscal year. The number of patients have been about 1,300 each year over the past few years. The unique number of patients receiving psychotropic medications had decreased by 22 patients from the prior fiscal year.

MARION COUNTY FY 2020-21 BUDGET

BY DEPARTMENT

SHERIFF'S OFFICE

The number of clients receiving psychotropic medications has decreased by nearly 1.7 % from FY 2017-18 to 2018-19. The monthly psychotropic medication cost for FY 2017-18 averaged \$10,177; and for FY 2018-19 they averaged \$11,801. The costs are anticipated to increase for FY 2019-20 this change is largely a result of an increased medication costs for mentally ill persons entering the jail.

4: Traffic Safety Team Education and Enforcement

Definition and Purpose

Marion County's Traffic Safety Team is designed with three primary objectives: education, engineering (analysis) and enforcement. Through community outreach via public safety announcements, safety fairs, neighborhood watch, National Night Out, and presentations in local schools, the Traffic Safety Team has continued to deliver a proactive message focusing on safety for all motorists that share Marion County streets and roadways. Through education, engineering and enforcement efforts, the team's mission is to reduce serious injury and/or fatal crashes.

In partnership with the vision of 2016 Oregon Transportation Safety Action Plan (TSAP), the Sheriff's Office is committed to achieving no death or life-changing injuries on our roadways by 2035.

Significance

This key indicator ties to County Goal #1: Public Safety - Pursue a safe and secure community by protecting the people, property, and economy of Marion County. The National Safety Council estimates the economic impact due to motor vehicle crashes in Oregon between 2009 and 2013 was close to \$6 billion or roughly \$300 per Oregon resident per year. The Council calculated the cost per person of a disabling injury motor vehicle collision to be approximately \$75,000.

The reduction of traffic crashes and fatalities are of utmost importance to the Sheriff's Office and the community. The calculation of life and lost value of a person to this community and the state cannot be overstated. Traffic crashes, serious injuries and fatalities cross economic and personal boundaries, influence both personal and property insurance factors and result in potential educational or business related losses to the community. Each serious injury or fatal crash results in severe emotional damage (which cannot be measured) to the community.

Data Units Calendar Year

Fatal Traffic Crashes

CY 2015 Actual	CY 2016 Actual	CY 2017 Actual	CY 2018 Actual	CY 2019 Actual
7	14	11	13	23

Community Education Events

CY 2016 Actual	CY 2017 Actual	CY 2018 Actual	CY 2019 Actual	CY 2020 Estimate
38	41	51	40	30

MARION COUNTY FY 2020-21 BUDGET

BY DEPARTMENT

SHERIFF'S OFFICE

Explanation of Trends and Changes

For the third year in a row, deaths resulting from fatal motor vehicle crashes were elevated in relation to years 2013, 2014 and 2015. The unincorporated area of Marion County remained virtually unchanged after 13 fatal motor vehicle crashes resulting in 15 deaths. In a shift from 2017, the largest percentage of fatal crashes occurred south of Brook Lake Road NE. These ten fatal crashes account for 76.9% of all fatal crashes reported in Marion County.

Education / Engineering: The Traffic Safety Team participated in 40 community events. These events focused on educating drivers surrounding safety seat belt awareness, distracted driving, driving under the influence of intoxicants (DUII) and other driving behaviors that often result in serious physical injury or death on our roadways. Many of these education campaigns are in collaboration with our community partners at the Oregon Department of Transportation (ODOT), Chemeketa Community College, area schools, and local media. The Traffic Safety Team has been involved and will continue to be involved in the Traffic Safety Corridor Project planning and implementation for McKay Road.

A key component to education is communication; that is why member of TST regularly attend community meetings including the French Prairie Forum, North County Community Traffic, Marion County Traffic Engineers and the Positive Aurora Airport Management meetings. These meetings serve as an opportunity for TST to discuss traffic safety concerns with residents and community leaders.

Enforcement: In addition to their daily activities, the Traffic Safety Team participated in several grant funded focused operations. The operations targeted driving behaviors such as speeding, distracted driving, seatbelt usage and DUII. With a 360 degree approach to traffic safety the Marion County Sheriff's Office is striving to reach a goal of zero fatalities and fewer injuries as the norm.

5: Recidivism

Definition and Purpose

As a measure of public safety, recidivism is defined as a new felony conviction within three years of beginning supervision (probation or post-prison supervision).

Significance

This key indicator supports County Goal #1: Pursue a safe and secure community by protecting the people, property, and economy of Marion County. The Parole and Probation division of the Sheriff's Office assesses the risk of recidivism (which also determines the level of supervision) and targets programs, services, and interventions to reduce key criminogenic risk factors. The best available research (driven by evidence-based practices) indicates by lowering criminogenic risk factors, recidivism rates should also decrease.

Data Units Fiscal Year

Recidivism Rates for Department of Corrections (Marion = M, Clackamas = C, Jackson = J, Lane = L)

FY 15-16 Actual	FY 16-17 Actual	FY 17-18 Actual	FY 18-19 Actual	FY 19-20 Estimate
21.0% M	28.9% M	22.1% M	21.5% M	22.1% M
21.2% C	22.0% C	25.0% C	23.1% C	25.0% C
27.1% J	21.9% J	42.6% J	38.2% J	46.0% J
25.9% L	30.7% L	27.4% L	24.7% L	25.5% L

MARION COUNTY FY 2020-21 BUDGET

BY DEPARTMENT

SHERIFF'S OFFICE

Recidivism Rates for Local Control (Marion = M, Clackamas = C, Jackson = J, Lane = L)

FY 15-16 Actual	FY 16-17 Actual	FY 17-18 Actual	FY 18-19 Actual	FY 19-20 Estimate
32.2% M	36.8% M	33.1% M	38.7% M	39.2% M
41.7% C	38.7% C	46.7% C	47.8% C	50.3% C
57.1% J	52.0% J	55.2% J	72.9% J	72.0% J
57.1% L	32.3% L	44.4% L	42.3% L	36.0% L

Recidivism Rates for Department of Corrections/Local Control Combined (Marion = M, Clackamas = C, Jackson = J, Lane = L)

FY 15-16 Actual	FY 16-17 Actual	FY 17-18 Actual	FY 18-19 Actual	FY 19-20 Estimate
25.4% M	32.0% M	25.9% M	28.1% M	28.4% M
24.7% C	31.3% C	38.2% C	37.2% C	44.0% C
33.5% J	35.1% J	50.7% J	54.3% J	62.9% J
26.0% L	31.2% L	32.6% L	30.2% L	33.5% L

Recidivism Rates for Probation (Marion = M, Clackamas = C, Jackson = J, Lane = L)

FY 15-16 Actual	FY 16-17 Actual	FY 17-18 Actual	FY 18-19 Actual	FY 19-20 Estimate
21.3% M	29.2% M	24.7% M	23.6% M	25.3% M
22.9% C	27.9% C	24.1% C	26.1% C	26.7% C
29.8% J	36.6% J	39.7% J	34.7% J	39.7% J
22.0% L	23.9% L	26.6% L	36.3% L	38.6% L

Explanation of Trends and Changes

Demographic data and outcome measures are tracked through a web-based repository created by the Oregon State Department of Corrections called Corrections Management Information System (CMIS). This database helps track information related to offenders for both state institutions and community corrections.

As part of a focused effort on evidence-based principles, the data tracked by the state is related to Employment, Positive Case closures, Restitution, Treatment and Recidivism. The database provides outcome data for recidivism rates at 12, 24 and 36 month intervals. In FY 2018-19, the recidivism rates were reflected at 28.1% for Department of Corrections/Local Control combined and 23.6% for probation. Marion County recidivism rates as a whole have been consistent over the last few years, but have trended down significantly over the last ten years. This is a result of changes in our supervision practices and treatment modalities.

The Parole and Probation division continues to utilize supervision and treatment methods consistent with evidence-based practices, specifically the use of EPICS (Effective Practices in Community Supervision), and continues collaborative efforts through the Marion County Reentry Initiative (MCRI), the Marion County Justice Reinvestment Council, and with our contracted private not-for-profit service agencies. The continued support of these resources is proving to have an overall positive impact in reducing recidivism in Marion County.

MARION COUNTY FY 2020-21 BUDGET

BY DEPARTMENT

SHERIFF'S OFFICE

6: Code Enforcement Response

Definition and Purpose

The Code Enforcement Unit responds to complaints of possible violation of various ordinances throughout areas of the county. In addition to a reactive response, the Code Enforcement team is proactively enforcing codes within the urban growth boundary as well as unincorporated areas of the county. This is a dedicated effort, working cooperatively with other county departments, community stakeholders, and residents to decrease crime and improve livability. The Code Enforcement Unit tracks contacts and responses. This allows the Sheriff's Office to analyze data and inform the community on the compliance of ordinances related to community livability issues.

Significance

Educating our community members and encouraging compliance with ordinance and code requirements is one of the more visible services code enforcement performs and aligns with Goal #1: Public Safety - Pursue a safe and secure community by protecting the people, property, and economy of Marion County. Code enforcement has been successful collaborating with other agencies and residents on complex cases involving drug related crimes, neighbor disputes, noxious odors and other issues that detract from the overall livability of our communities. The number of cases processed is a good indicator of code enforcement's workload. The number of cases closed gives us feedback on the effectiveness of our efforts and helps us to know where to focus resources on the community's behalf.

Data Units Calendar Year

Number of cases processed.

CY 2016 Actual	CY 2017 Actual	CY 2018 Actual	CY 2019 Actual	CY 2020 Estimate
1,633	1,466	1,585	1,087	1,150

Number of cases closed.

CY 2016 Actual	CY 2017 Actual	CY 2018 Actual	CY 2019 Actual	CY 2020 Estimate
1,542	1,442	1,454	1,077	1,150

Explanation of Trends and Changes

The Code Enforcement team is focused on proactively addressing livability issues in the community before they become significant complaints. During this last year the Code Enforcement team has balanced a significant case load with the transition to a new case management system hosted by the State of Oregon which allows improved information sharing between the team and Marion County Public Works. As a result of the migration to a new system, the methods in which cases are tracked has changed, leading to the appearance fewer cases are being investigated by Code Enforcement. The new system adds increased efficiency to case tracking, enabling the Code Enforcement team to more effectively manage case load. Additionally, the existing Enforcement Aide position was changed to an Enforcement Officer position. The Code Enforcement team is now comprised of three Enforcement Officers. As part of a strategic plan, the Code Enforcement team will work to bring resolutions to several multi-year enforcement cases which require extensive coordination and collaboration with multiple county departments and community stakeholders. Prolific offender enforcement cases, while very resource intensive, have significant community impact through improved livability in the affected neighborhoods and contribute to a reduction in law enforcement calls for service.

MARION COUNTY FY 2020-21 BUDGET

BY DEPARTMENT

SHERIFF'S OFFICE

Resources by Fund Detail						
100 - General Fund	Actual FY 17-18	Actual FY 18-19	Budget FY 19-20	Proposed FY 20-21	Approved FY 20-21	Adopted FY 20-21
Intergovernmental Federal						
331223 Oregon Dept of Justice	27,873	21,661	28,000	28,000	28,000	28,000
331990 Other Federal Revenues	23,200	14,600	0	0	0	0
Intergovernmental Federal Total	51,073	36,261	28,000	28,000	28,000	28,000
Intergovernmental State						
332990 Other State Revenues	0	823	0	0	0	0
Intergovernmental State Total	0	823	0	0	0	0
Charges for Services						
341150 Sheriff Service Fees	243,163	220,147	226,900	180,000	180,000	180,000
341170 Witness Fees	474	501	0	0	0	0
341180 Crime Report Fees	20,755	22,175	20,000	21,000	21,000	21,000
341280 Detention Fees	2,370	3,481	0	0	0	0
341430 Copy Machine Fees	0	2	0	0	0	0
341630 Service Charges	1,396	1,460	0	0	0	0
341840 Work Crew Fees	364,950	364,970	366,750	405,750	405,750	405,750
341999 Other Fees	38,221	38,654	30,177	35,691	35,691	35,691
342910 Public Records Request Charges	0	17	0	0	0	0
344300 Restitution	960	1,275	0	0	0	0
344701 Felony DUUI Reimbursemt SB395	115,811	268,113	100,000	150,000	150,000	150,000
344999 Other Reimbursements	50,597	20,849	0	0	0	0
345100 Sale of Capital Assets	5,060	0	0	0	0	0
347202 Code Enforcement Services	160,534	159,930	160,467	166,796	166,796	166,796
Charges for Services Total	1,004,291	1,101,574	904,294	959,237	959,237	959,237
Fines and Forfeitures						
351200 Traffic Fines	227,482	261,086	215,000	217,383	217,383	217,383
Fines and Forfeitures Total	227,482	261,086	215,000	217,383	217,383	217,383
Other Revenues						
371000 Miscellaneous Income	616	5,495	0	0	0	0
372000 Over and Short	(13)	0	0	0	0	0
373100 Special Program Donations	0	343	0	0	0	0
Other Revenues Total	603	5,838	0	0	0	0
General Fund Transfers						
381100 Transfer from General Fund	34,184,686	35,880,545	39,100,021	40,124,008	40,124,008	40,124,008
General Fund Transfers Total	34,184,686	35,880,545	39,100,021	40,124,008	40,124,008	40,124,008
Other Fund Transfers						
381180 Transfer from Comm Corrections	4,035,704	4,249,804	4,033,346	4,033,346	4,033,346	4,033,346
381185 Transfer from Criminal Justice	151,505	174,796	168,154	170,700	170,700	170,700
Other Fund Transfers Total	4,187,209	4,424,600	4,201,500	4,204,046	4,204,046	4,204,046

MARION COUNTY FY 2020-21 BUDGET

BY DEPARTMENT

SHERIFF'S OFFICE

100 - General Fund	Actual FY 17-18	Actual FY 18-19	Budget FY 19-20	Proposed FY 20-21	Approved FY 20-21	Adopted FY 20-21
Settlements						
382100 Settlements	977	0	0	0	0	0
Settlements Total	977	0	0	0	0	0
General Fund Total	39,656,320	41,710,728	44,448,815	45,532,674	45,532,674	45,532,674
180 - Community Corrections	Actual FY 17-18	Actual FY 18-19	Budget FY 19-20	Proposed FY 20-21	Approved FY 20-21	Adopted FY 20-21
Intergovernmental State						
332070 Community Corrections SB 1145	12,870,395	12,870,394	12,214,859	12,214,859	12,214,859	12,214,859
332071 Community Corrections Subsidy	35,176	35,178	35,316	0	0	0
332072 OR CJC Justice Reinvestment	1,456,900	1,456,900	1,677,823	1,677,822	1,677,822	1,677,822
332074 Oregon Dept of Corrections	0	689,430	769,513	749,273	749,273	749,273
332990 Other State Revenues	1,096,536	617,997	5,875	0	0	0
Intergovernmental State Total	15,459,007	15,669,898	14,703,386	14,641,954	14,641,954	14,641,954
Charges for Services						
341170 Witness Fees	0	10	0	0	0	0
341220 Supervision Fees	875,690	891,785	854,000	854,000	854,000	854,000
341230 Client Fees	6,399	5,024	0	0	0	0
341380 Workshop Fees	1,560	1,465	0	0	0	0
341430 Copy Machine Fees	420	0	0	0	0	0
341999 Other Fees	14,010	9,180	1,300	3,000	3,000	3,000
342910 Public Records Request Charges	62	171	0	0	0	0
344999 Other Reimbursements	0	5,551	0	0	0	0
Charges for Services Total	898,141	913,185	855,300	857,000	857,000	857,000
Interest						
361000 Investment Earnings	30,779	80,413	0	23,309	23,309	23,309
Interest Total	30,779	80,413	0	23,309	23,309	23,309
Other Revenues						
372000 Over and Short	0	56	0	0	0	0
Other Revenues Total	0	56	0	0	0	0
Other Fund Transfers						
381160 Xfr from Community Svcs Grants	0	34,753	0	0	0	0
381185 Transfer from Criminal Justice	151,505	174,796	168,154	170,700	170,700	170,700
381250 Transfer from Sheriff Grants	14,162	0	0	0	0	0
Other Fund Transfers Total	165,667	209,549	168,154	170,700	170,700	170,700
Net Working Capital						
392000 Net Working Capital Unrestr	641,525	1,072,906	1,531,312	1,332,238	1,332,238	1,332,238
Net Working Capital Total	641,525	1,072,906	1,531,312	1,332,238	1,332,238	1,332,238
Community Corrections Total	17,195,119	17,946,007	17,258,152	17,025,201	17,025,201	17,025,201

MARION COUNTY FY 2020-21 BUDGET

BY DEPARTMENT

SHERIFF'S OFFICE

245 - Enhanced Public Safety ESSD	Actual FY 17-18	Actual FY 18-19	Budget FY 19-20	Proposed FY 20-21	Approved FY 20-21	Adopted FY 20-21
Charges for Services						
347201 SO Enforcement Services	0	1,639,269	1,591,766	1,614,000	1,614,000	1,614,000
Charges for Services Total	0	1,639,269	1,591,766	1,614,000	1,614,000	1,614,000
Interest						
361000 Investment Earnings	0	14,673	26,995	28,577	28,577	28,577
Interest Total	0	14,673	26,995	28,577	28,577	28,577
Net Working Capital						
392000 Net Working Capital Unrestr	0	0	1,295,565	1,656,629	1,656,629	1,656,629
Net Working Capital Total	0	0	1,295,565	1,656,629	1,656,629	1,656,629
Enhanced Public Safety ESSD Total	0	1,653,942	2,914,326	3,299,206	3,299,206	3,299,206
250 - Sheriff Grants	Actual FY 17-18	Actual FY 18-19	Budget FY 19-20	Proposed FY 20-21	Approved FY 20-21	Adopted FY 20-21
Licenses and Permits						
325010 Alarm Permits	58,160	56,324	56,420	56,380	56,380	56,380
Licenses and Permits Total	58,160	56,324	56,420	56,380	56,380	56,380
Intergovernmental Federal						
331024 US Dept of Justice DEA	0	0	17,374	0	0	0
331026 US Dept of Justice	0	0	521,352	470,983	470,983	470,983
331211 Oregon State Police	0	23,282	0	0	0	0
331301 BIA Chemawa School Contract	457,000	356,374	356,374	341,256	341,256	341,256
331990 Other Federal Revenues	15,540	13,601	28,924	28,092	28,092	28,092
Intergovernmental Federal Total	472,540	393,257	924,024	840,331	840,331	840,331
Intergovernmental State						
332040 Marine Board	149,813	168,086	138,155	147,639	147,639	147,639
332068 Oregon Health Authority	0	523,160	632,322	452,475	452,475	452,475
332072 OR CJC Justice Reinvestment	463,061	463,061	482,968	499,643	499,643	499,643
332088 OR Parks and Recreation Dept	0	32,092	37,540	36,132	36,132	36,132
332990 Other State Revenues	552,069	15,296	13,270	5,000	5,000	5,000
Intergovernmental State Total	1,164,943	1,201,693	1,304,255	1,140,889	1,140,889	1,140,889
Charges for Services						
341160 Gun Permit Fees	264,250	206,335	255,748	237,225	237,225	237,225
341200 Towing Fees	28,540	22,800	20,640	21,640	21,640	21,640
341210 False Alarm Fees	13,930	16,550	15,000	15,000	15,000	15,000
345300 Surplus Property Sales	0	0	19,685	0	0	0
347201 SO Enforcement Services	1,069,718	1,148,345	1,178,872	1,151,913	1,151,913	1,151,913
Charges for Services Total	1,376,438	1,394,030	1,489,945	1,425,778	1,425,778	1,425,778
Interest						
361000 Investment Earnings	5,070	7,721	0	0	0	0
Interest Total	5,070	7,721	0	0	0	0
Other Revenues						
371000 Miscellaneous Income	0	4,097	0	0	0	0

MARION COUNTY FY 2020-21 BUDGET

BY DEPARTMENT

SHERIFF'S OFFICE

250 - Sheriff Grants	Actual FY 17-18	Actual FY 18-19	Budget FY 19-20	Proposed FY 20-21	Approved FY 20-21	Adopted FY 20-21
Other Revenues						
372000 Over and Short	48	105	0	0	0	0
373100 Special Program Donations	17,489	25,508	15,500	15,000	15,000	15,000
373500 Private Foundation Grants	74,792	0	0	0	0	0
Other Revenues Total	92,329	29,710	15,500	15,000	15,000	15,000
General Fund Transfers						
381100 Transfer from General Fund	36,201	27,067	52,665	78,664	78,664	78,664
General Fund Transfers Total	36,201	27,067	52,665	78,664	78,664	78,664
Other Fund Transfers						
381115 Transfer from Non Dept Grants	59,554	17,073	225,936	215,238	215,238	215,238
381180 Transfer from Comm Corrections	0	1,807	1,818	0	0	0
381190 Transfer from Health	7,915	8,751	0	0	0	0
381255 Xfr from Traffic Safety Team	0	0	0	30,954	30,954	30,954
381515 Xfr from Stormwater Management	0	1,000	0	0	0	0
Other Fund Transfers Total	67,469	28,631	227,754	246,192	246,192	246,192
Net Working Capital						
391000 Net Working Capital Restricted	0	39,657	0	0	0	0
392000 Net Working Capital Unrestr	872,166	797,585	826,657	700,226	700,226	700,226
Net Working Capital Total	872,166	837,242	826,657	700,226	700,226	700,226
Sheriff Grants Total	4,145,317	3,975,676	4,897,220	4,503,460	4,503,460	4,503,460
255 - Traffic Safety Team	Actual FY 17-18	Actual FY 18-19	Budget FY 19-20	Proposed FY 20-21	Approved FY 20-21	Adopted FY 20-21
Intergovernmental Federal						
331225 Oregon State Sheriffs Assn	27,165	11,217	54,000	0	0	0
331229 Oregon Dept of Transportation	41,550	23,761	0	0	0	0
Intergovernmental Federal Total	68,715	34,978	54,000	0	0	0
Intergovernmental State						
332091 Oregon Dept of Transportation	7,053	4,550	50,000	0	0	0
Intergovernmental State Total	7,053	4,550	50,000	0	0	0
Charges for Services						
344999 Other Reimbursements	1,102	222	0	0	0	0
345300 Surplus Property Sales	0	4,800	0	0	0	0
347201 SO Enforcement Services	1,229	1,115	0	0	0	0
Charges for Services Total	2,331	6,137	0	0	0	0
Fines and Forfeitures						
351200 Traffic Fines	1,954,260	1,933,443	1,885,010	1,885,008	1,885,008	1,885,008
Fines and Forfeitures Total	1,954,260	1,933,443	1,885,010	1,885,008	1,885,008	1,885,008

MARION COUNTY FY 2020-21 BUDGET

BY DEPARTMENT

SHERIFF'S OFFICE

255 - Traffic Safety Team	Actual FY 17-18	Actual FY 18-19	Budget FY 19-20	Proposed FY 20-21	Approved FY 20-21	Adopted FY 20-21
Interest						
361000 Investment Earnings	12,823	18,238	15,399	17,711	17,711	17,711
Interest Total	12,823	18,238	15,399	17,711	17,711	17,711
Other Revenues						
371000 Miscellaneous Income	0	490	0	0	0	0
Other Revenues Total	0	490	0	0	0	0
Net Working Capital						
391000 Net Working Capital Restricted	0	52	0	0	0	0
392000 Net Working Capital Unrestr	1,004,272	1,034,489	1,139,351	1,201,571	1,201,571	1,201,571
Net Working Capital Total	1,004,272	1,034,542	1,139,351	1,201,571	1,201,571	1,201,571
Traffic Safety Team Total	3,049,454	3,032,377	3,143,760	3,104,290	3,104,290	3,104,290
290 - Inmate Welfare	Actual FY 17-18	Actual FY 18-19	Budget FY 19-20	Proposed FY 20-21	Approved FY 20-21	Adopted FY 20-21
Charges for Services						
341440 Vending Machine Fees	127,325	132,699	112,036	133,507	133,507	133,507
341450 Pay Telephone Fees	67,141	171,204	117,729	207,674	207,674	207,674
341999 Other Fees	1,153	1,194	0	0	0	0
Charges for Services Total	195,619	305,096	229,765	341,181	341,181	341,181
Interest						
361000 Investment Earnings	4,086	6,447	0	12,157	12,157	12,157
Interest Total	4,086	6,447	0	12,157	12,157	12,157
Other Revenues						
371000 Miscellaneous Income	0	308	0	0	0	0
Other Revenues Total	0	308	0	0	0	0
Net Working Capital						
392000 Net Working Capital Unrestr	388,824	418,241	522,319	694,658	694,658	694,658
Net Working Capital Total	388,824	418,241	522,319	694,658	694,658	694,658
Inmate Welfare Total	588,529	730,092	752,084	1,047,996	1,047,996	1,047,996
Sheriff's Office Grand Total	64,634,739	69,048,822	73,414,357	74,512,827	74,512,827	74,512,827

MARION COUNTY FY 2020-21 BUDGET

BY DEPARTMENT

SHERIFF'S OFFICE

Requirements by Fund Detail

100 - General Fund	Actual FY 17-18	Actual FY 18-19	Budget FY 19-20	Proposed FY 20-21	Approved FY 20-21	Adopted FY 20-21
Personnel Services						
Salaries and Wages						
511020 Salaries and Wages Budget Only	0	0	193,391	0	0	0
511110 Regular Wages	13,550,973	13,996,056	17,661,946	18,403,140	18,403,140	18,403,140
511120 Temporary Wages	240,232	222,560	182,016	191,002	191,002	191,002
511130 Vacation Pay	919,066	955,323	0	0	0	0
511140 Sick Pay	623,119	528,345	0	0	0	0
511150 Holiday Pay	829,634	888,182	0	0	0	0
511160 Comp Time Pay	180,749	186,441	0	0	0	0
511180 Differential Pay	8,519	9,582	14,239	29,255	29,255	29,255
511210 Compensation Credits	540,057	520,683	523,773	498,680	498,680	498,680
511220 Pager Pay	19,039	20,256	19,248	19,717	19,717	19,717
511240 Leave Payoff	128,935	122,981	0	0	0	0
511250 Training Pay	0	0	35,932	30,851	30,851	30,851
511270 Leadworker Pay	1,562	760	0	400	400	400
511280 Cell Phone Pay	2,851	1,423	0	0	0	0
511290 Health Insurance Waiver Pay	3,514	3,514	4,800	2,400	2,400	2,400
511410 Straight Pay	77,093	101,846	61,538	61,538	61,538	61,538
511420 Premium Pay	1,403,609	1,567,498	984,199	1,026,508	1,026,508	1,026,508
511430 Court Time	59,444	66,193	61,936	65,878	65,878	65,878
511450 Premium Pay Temps	2,634	180	0	0	0	0
511470 Extra Duty Contract Pay	4,820	(1,626)	0	0	0	0
511930 Clothing Allowance	6,800	6,333	8,200	8,200	8,200	8,200
Salaries and Wages Total	18,602,648	19,196,530	19,751,218	20,337,569	20,337,569	20,337,569
Fringe Benefits						
512010 Fringe Benefits Budget Only	0	0	503,259	452,225	452,225	452,225
512110 PERS	3,722,293	3,920,842	4,174,742	4,382,351	4,382,351	4,382,351
512120 401K	100,448	107,425	107,324	108,075	108,075	108,075
512130 PERS Debt Service	634,201	848,005	964,102	1,011,375	1,011,375	1,011,375
512200 FICA	1,397,685	1,451,880	1,399,888	1,453,920	1,453,920	1,453,920
512310 Medical Insurance	3,832,521	3,875,930	4,266,653	4,552,100	4,552,100	4,552,100
512320 Dental Insurance	379,136	371,949	424,093	380,263	380,263	380,263
512330 Group Term Life Insurance	27,835	28,196	32,811	33,523	33,523	33,523
512340 Long Term Disability Insurance	56,691	57,129	73,600	75,111	75,111	75,111
512400 Unemployment Insurance	59,524	58,017	67,309	56,709	56,709	56,709
512520 Workers Comp Insurance	6,354	5,810	7,526	7,541	7,541	7,541
512600 Wellness Program	9,133	8,975	9,790	9,790	9,790	9,790
512610 Employee Assistance Program	6,753	7,214	8,324	8,324	8,324	8,324

MARION COUNTY FY 2020-21 BUDGET

BY DEPARTMENT

SHERIFF'S OFFICE

100 - General Fund	Actual FY 17-18	Actual FY 18-19	Budget FY 19-20	Proposed FY 20-21	Approved FY 20-21	Adopted FY 20-21
Personnel Services						
512700 County HSA Contributions	12,986	13,774	13,774	11,733	11,733	11,733
Fringe Benefits Total	10,245,559	10,755,147	12,053,195	12,543,040	12,543,040	12,543,040
Personnel Services Total	28,848,208	29,951,677	31,804,413	32,880,609	32,880,609	32,880,609
Materials and Services						
Supplies						
521010 Office Supplies	35,502	36,854	36,735	34,910	34,910	34,910
521030 Field Supplies	66,129	56,276	79,853	61,390	61,390	61,390
521040 Institutional Supplies	181,082	187,937	161,964	181,663	181,663	181,663
521050 Janitorial Supplies	35,948	30,955	22,514	22,514	22,514	22,514
521060 Electrical Supplies	0	26	0	0	0	0
521070 Departmental Supplies	68,432	63,728	74,476	77,393	77,393	77,393
521080 Food Supplies	2,142	2,136	6,700	6,644	6,644	6,644
521090 Uniforms and Clothing	95,080	120,796	149,317	153,647	153,647	153,647
521100 Medical Supplies	26,992	47,969	25,000	47,271	47,271	47,271
521110 First Aid Supplies	3,962	1,859	3,150	3,450	3,450	3,450
521120 Drugs	225,479	275,895	230,000	236,852	236,852	236,852
521170 Educational Supplies	3,038	277	4,600	4,600	4,600	4,600
521190 Publications	1,029	1,063	1,334	2,424	2,424	2,424
521210 Gasoline	219,624	232,762	323,379	239,736	239,736	239,736
521220 Diesel	776	1,313	1,058	2,115	2,115	2,115
521230 Propane	160	201	0	0	0	0
521241 Oil and Lubricants	11	0	0	0	0	0
521300 Safety Clothing	8,933	10,966	15,058	18,510	18,510	18,510
521310 Safety Equipment	0	222	9,118	330	330	330
Supplies Total	974,319	1,071,236	1,144,256	1,093,449	1,093,449	1,093,449
Materials						
522020 Crushed Rock	237	0	0	0	0	0
522060 Sign Materials	717	76	2,200	3,200	3,200	3,200
522100 Parts	0	6	0	0	0	0
522110 Batteries	0	71	0	0	0	0
522150 Small Office Equipment	39,260	36,071	31,119	19,781	19,781	19,781
522160 Small Departmental Equipment	60,214	51,131	51,549	126,677	126,677	126,677
522170 Computers Non Capital	31,142	23,040	44,352	40,083	40,083	40,083
522180 Software	10,817	1,646	22,400	17,221	17,221	17,221
Materials Total	142,387	112,042	151,620	206,962	206,962	206,962
Communications						
523010 Telephone Equipment	1,420	1,496	3,098	1,150	1,150	1,150
523020 Phone and Communication Svcs	44,970	45,319	45,992	44,457	44,457	44,457
523040 Data Connections	50,494	50,545	45,234	48,135	48,135	48,135

MARION COUNTY FY 2020-21 BUDGET

BY DEPARTMENT

SHERIFF'S OFFICE

100 - General Fund	Actual FY 17-18	Actual FY 18-19	Budget FY 19-20	Proposed FY 20-21	Approved FY 20-21	Adopted FY 20-21
Materials and Services						
523050 Postage	13,265	12,543	11,051	10,179	10,179	10,179
523060 Cellular Phones	56,959	60,425	59,903	71,608	71,608	71,608
523090 Long Distance Charges	2,477	2,423	2,270	2,270	2,270	2,270
523100 Radios and Accessories	33,710	22,250	124,939	20,886	20,886	20,886
Communications Total	203,294	195,001	292,487	198,685	198,685	198,685
Utilities						
524010 Electricity	311,712	344,994	342,980	339,304	339,304	339,304
524020 City Operations and St Lights	187	165	169	171	171	171
524040 Natural Gas	83,458	83,989	83,964	88,643	88,643	88,643
524050 Water	107,634	81,363	90,080	89,803	89,803	89,803
524070 Sewer	213,345	157,986	160,243	176,678	176,678	176,678
524090 Garbage Disposal and Recycling	22,789	22,838	21,765	19,124	19,124	19,124
Utilities Total	739,125	691,334	699,201	713,723	713,723	713,723
Contracted Services						
525110 Consulting Services	0	0	200,000	0	0	0
525210 Medical Services	184,303	210,568	162,935	191,571	191,571	191,571
525211 Psychiatric Services	15,645	17,632	19,488	10,990	10,990	10,990
525215 Dental Services	40,430	43,832	58,680	45,283	45,283	45,283
525220 Hospital Services	193,331	340,445	152,420	131,328	131,328	131,328
525225 Ambulance Services	5,397	11,148	15,000	15,000	15,000	15,000
525235 Laboratory Services	23,075	15,364	18,080	16,850	16,850	16,850
525240 XRay Services	22,577	21,937	15,500	11,000	11,000	11,000
525246 Transcription Services	0	358	0	0	0	0
525261 Social Services	0	29	0	0	0	0
525310 Laundry Services	23,347	20,502	23,600	23,500	23,500	23,500
525320 Food Services	1,041,812	992,232	1,090,346	1,063,414	1,063,414	1,063,414
525330 Transportation Services	352	452	250	250	250	250
525350 Janitorial Services	902	556	525	545	545	545
525360 Public Works Services	1,418	1,635	0	0	0	0
525400 Public Safety Program Services	7,886	8,203	9,657	10,058	10,058	10,058
525410 Dispatch Services	975,871	1,044,707	1,110,853	1,055,020	1,055,020	1,055,020
525420 Regional Area Info Network	16,636	14,972	10,932	10,932	10,932	10,932
525450 Subscription Services	5,986	16,829	15,356	20,441	20,441	20,441
525510 Legal Services	3,065	2,570	2,400	2,400	2,400	2,400
525555 Security Services	901	1,185	1,056	1,211	1,211	1,211
525710 Printing Services	14,192	11,683	19,951	17,451	17,451	17,451
525715 Advertising	1,309	560	1,000	1,000	1,000	1,000
525735 Mail Services	1,906	2,081	1,394	1,471	1,471	1,471
525740 Document Disposal Services	6,043	7,910	7,036	9,116	9,116	9,116
525770 Interpreters and Translators	170	0	500	600	600	600
525870 Hazardous Waste Disposal	6,056	6,765	5,550	5,550	5,550	5,550

MARION COUNTY FY 2020-21 BUDGET

BY DEPARTMENT

SHERIFF'S OFFICE

100 - General Fund	Actual FY 17-18	Actual FY 18-19	Budget FY 19-20	Proposed FY 20-21	Approved FY 20-21	Adopted FY 20-21
Materials and Services						
525930 Fair Events and Activities	70	35	0	0	0	0
525999 Other Contracted Services	191,978	140,685	25,990	12,490	12,490	12,490
Contracted Services Total	2,784,659	2,934,875	2,968,499	2,657,471	2,657,471	2,657,471
Repairs and Maintenance						
526010 Office Equipment Maintenance	88,721	81,565	107,742	91,413	91,413	91,413
526011 Dept Equipment Maintenance	11,662	3,553	4,300	5,200	5,200	5,200
526012 Vehicle Maintenance	22,587	21,125	24,545	24,994	24,994	24,994
526014 Radio Maintenance	326	3,939	3,200	99,700	99,700	99,700
526020 Computer Hardware Maintenance	3,701	500	5,500	5,500	5,500	5,500
526021 Computer Software Maintenance	1,827	12,140	1,300	22,501	22,501	22,501
526022 Telephone Maintenance	0	0	1,200	1,200	1,200	1,200
526030 Building Maintenance	74,251	75,275	38,500	47,200	47,200	47,200
526040 Remodels and Site Improvements	8,252	6,618	6,800	3,800	3,800	3,800
Repairs and Maintenance Total	211,328	204,717	193,087	301,508	301,508	301,508
Rentals						
527100 Vehicle Rental	2,581	1,066	3,920	4,525	4,525	4,525
527110 Fleet Leases	663,440	659,071	771,444	808,680	808,680	808,680
527120 Motor Pool Mileage	1,926	1,118	900	800	800	800
527130 Parking	1,445	894	220	220	220	220
527140 County Parking	14,520	14,520	14,520	14,520	14,520	14,520
527210 Building Rental Private	16,866	17,863	19,470	20,092	20,092	20,092
527300 Equipment Rental	6,587	6,952	7,326	7,569	7,569	7,569
Rentals Total	707,366	701,484	817,800	856,406	856,406	856,406
Insurance						
528140 Malpractice Insurance Premiums	0	9,597	10,000	10,000	10,000	10,000
528220 Notary Bonds	360	327	626	677	677	677
528415 Auto Claims	12,083	7,738	0	0	0	0
Insurance Total	12,443	17,663	10,626	10,677	10,677	10,677
Miscellaneous						
529110 Mileage Reimbursement	0	129	0	0	0	0
529120 Commercial Travel	9,269	8,627	14,400	15,123	15,123	15,123
529130 Meals	19,509	17,840	24,842	29,793	29,793	29,793
529140 Lodging	33,878	29,851	26,204	41,306	41,306	41,306
529210 Meetings	1,734	1,674	3,450	3,750	3,750	3,750
529220 Conferences	0	125	0	0	0	0
529230 Training	53,023	40,483	83,239	140,320	140,320	140,320
529300 Dues and Memberships	6,084	6,933	8,686	8,044	8,044	8,044
529610 Homicide Investigations	7,089	1,440	7,000	7,000	7,000	7,000

MARION COUNTY FY 2020-21 BUDGET

BY DEPARTMENT

SHERIFF'S OFFICE

100 - General Fund	Actual FY 17-18	Actual FY 18-19	Budget FY 19-20	Proposed FY 20-21	Approved FY 20-21	Adopted FY 20-21
Materials and Services						
529650 Pre Employment Costs	24,430	51,975	25,000	25,000	25,000	25,000
529690 Other Investigations	3,462	3,311	4,000	4,000	4,000	4,000
529740 Fairs and Shows	2,296	717	1,800	1,800	1,800	1,800
529830 Dog Licenses	96	96	140	140	140	140
529840 Professional Licenses	125	305	550	550	550	550
529850 Device Licenses	140	0	505	505	505	505
529860 Permits	88	88	0	0	0	0
529910 Awards and Recognition	6,480	4,948	6,690	4,690	4,690	4,690
529999 Miscellaneous Expense	1,710	1,133	0	0	0	0
Miscellaneous Total	169,412	169,675	206,506	282,021	282,021	282,021
Materials and Services Total	5,944,333	6,098,027	6,484,082	6,320,902	6,320,902	6,320,902
Administrative Charges						
611100 County Admin Allocation	340,244	364,766	428,228	380,499	380,499	380,499
611210 Facilities Mgt Allocation	937,020	999,443	1,158,853	1,169,894	1,169,894	1,169,894
611220 Custodial Allocation	164,450	201,556	238,404	253,856	253,856	253,856
611230 Courier Allocation	12,514	11,009	12,131	12,919	12,919	12,919
611250 Risk Management Allocation	163,569	190,353	243,184	232,067	232,067	232,067
611255 Benefits Allocation	72,577	75,709	79,401	0	0	0
611260 Human Resources Allocation	261,652	288,928	343,547	431,084	431,084	431,084
611300 Legal Services Allocation	333,642	377,335	407,654	410,260	410,260	410,260
611400 Information Tech Allocation	694,457	834,152	881,649	965,840	965,840	965,840
611410 FIMS Allocation	458,661	469,557	456,002	402,216	402,216	402,216
611420 Telecommunications Allocation	74,201	106,625	113,548	111,362	111,362	111,362
611430 Info Tech Direct Charges	272,187	317,092	463,348	544,769	544,769	544,769
611600 Finance Allocation	335,463	364,417	401,338	440,027	440,027	440,027
611800 MCBEE Allocation	7,778	7,433	20,548	55,021	55,021	55,021
612100 IT Equipment Use Charges	66,165	131,848	85,785	163,849	163,849	163,849
614100 Liability Insurance Allocation	477,900	714,300	578,600	570,700	570,700	570,700
614200 WC Insurance Allocation	191,300	206,500	248,100	186,800	186,800	186,800
Administrative Charges Total	4,863,780	5,661,023	6,160,320	6,331,163	6,331,163	6,331,163
General Fund Total	39,656,320	41,710,727	44,448,815	45,532,674	45,532,674	45,532,674
180 - Community Corrections						
	Actual FY 17-18	Actual FY 18-19	Budget FY 19-20	Proposed FY 20-21	Approved FY 20-21	Adopted FY 20-21
Personnel Services						
Salaries and Wages						
511020 Salaries and Wages Budget Only	0	0	142,235	0	0	0
511110 Regular Wages	4,195,978	4,108,448	5,144,711	5,379,546	5,379,546	5,379,546
511120 Temporary Wages	13,703	2,106	0	0	0	0
511130 Vacation Pay	329,672	321,826	0	0	0	0
511140 Sick Pay	183,442	149,750	0	0	0	0
511150 Holiday Pay	250,038	242,895	0	0	0	0

MARION COUNTY FY 2020-21 BUDGET

BY DEPARTMENT

SHERIFF'S OFFICE

180 - Community Corrections	Actual FY 17-18	Actual FY 18-19	Budget FY 19-20	Proposed FY 20-21	Approved FY 20-21	Adopted FY 20-21
Personnel Services						
511160 Comp Time Pay	14,589	15,496	0	0	0	0
511210 Compensation Credits	137,737	131,233	129,892	125,516	125,516	125,516
511220 Pager Pay	20,856	20,856	20,800	20,800	20,800	20,800
511240 Leave Payoff	13,225	15,896	0	0	0	0
511250 Training Pay	0	0	8,027	11,944	11,944	11,944
511270 Leadworker Pay	42	0	0	0	0	0
511280 Cell Phone Pay	2,325	2,453	0	0	0	0
511290 Health Insurance Waiver Pay	4,021	2,407	2,400	0	0	0
511420 Premium Pay	40,086	34,269	43,808	55,193	55,193	55,193
511430 Court Time	0	40	0	0	0	0
511450 Premium Pay Temps	73	0	0	0	0	0
Salaries and Wages Total	5,205,787	5,047,676	5,491,873	5,592,999	5,592,999	5,592,999
Fringe Benefits						
512010 Fringe Benefits Budget Only	0	0	79,274	32,511	32,511	32,511
512110 PERS	1,065,664	1,051,965	1,211,071	1,263,414	1,263,414	1,263,414
512120 401K	29,747	30,073	31,599	30,521	30,521	30,521
512130 PERS Debt Service	200,295	233,907	279,684	294,523	294,523	294,523
512200 FICA	392,784	381,753	401,672	418,950	418,950	418,950
512310 Medical Insurance	1,170,533	1,131,300	1,228,646	1,298,439	1,298,439	1,298,439
512320 Dental Insurance	107,932	100,832	121,685	109,318	109,318	109,318
512330 Group Term Life Insurance	9,003	8,802	9,698	9,957	9,957	9,957
512340 Long Term Disability Insurance	18,269	17,731	21,719	22,325	22,325	22,325
512400 Unemployment Insurance	16,660	15,205	19,522	16,515	16,515	16,515
512520 Workers Comp Insurance	1,870	1,584	2,193	2,193	2,193	2,193
512600 Wellness Program	2,983	2,755	2,926	2,926	2,926	2,926
512610 Employee Assistance Program	2,205	2,211	2,486	2,486	2,486	2,486
512700 County HSA Contributions	10,556	9,984	8,684	11,050	11,050	11,050
Fringe Benefits Total	3,028,502	2,988,100	3,420,859	3,515,128	3,515,128	3,515,128
Personnel Services Total	8,234,289	8,035,776	8,912,732	9,108,127	9,108,127	9,108,127
Materials and Services						
Supplies						
521010 Office Supplies	14,594	8,707	14,500	10,500	10,500	10,500
521030 Field Supplies	0	9,865	10,917	9,762	9,762	9,762
521050 Janitorial Supplies	333	0	0	0	0	0
521070 Departmental Supplies	1,555	981	1,600	1,000	1,000	1,000
521080 Food Supplies	1,833	1,678	1,500	1,200	1,200	1,200
521090 Uniforms and Clothing	5,163	7,138	18,744	14,018	14,018	14,018
521100 Medical Supplies	1,399	0	1,000	1,000	1,000	1,000
521110 First Aid Supplies	42	0	1,000	500	500	500
521120 Drugs	42	0	500	250	250	250
521170 Educational Supplies	2,757	194	800	0	0	0

MARION COUNTY FY 2020-21 BUDGET

BY DEPARTMENT

SHERIFF'S OFFICE

180 - Community Corrections	Actual FY 17-18	Actual FY 18-19	Budget FY 19-20	Proposed FY 20-21	Approved FY 20-21	Adopted FY 20-21
Materials and Services						
521210 Gasoline	15,321	17,368	20,021	17,591	17,591	17,591
Supplies Total	43,038	45,931	70,582	55,821	55,821	55,821
Materials						
522150 Small Office Equipment	1,517	5,864	3,500	2,500	2,500	2,500
522160 Small Departmental Equipment	740	6,276	3,156	5,691	5,691	5,691
522170 Computers Non Capital	2,344	2,266	5,792	7,129	7,129	7,129
522180 Software	4,320	4,087	5,280	4,320	4,320	4,320
Materials Total	8,921	18,492	17,728	19,640	19,640	19,640
Communications						
523010 Telephone Equipment	79	559	300	300	300	300
523020 Phone and Communication Svcs	4,038	4,193	4,179	4,341	4,341	4,341
523040 Data Connections	19,810	19,849	19,065	21,058	21,058	21,058
523050 Postage	23,751	21,482	29,250	26,937	26,937	26,937
523060 Cellular Phones	25,779	24,385	23,227	24,025	24,025	24,025
523090 Long Distance Charges	749	910	750	750	750	750
523100 Radios and Accessories	8,941	8,941	0	37,260	37,260	37,260
Communications Total	83,146	80,317	76,771	114,671	114,671	114,671
Utilities						
524010 Electricity	16,795	24,557	19,846	17,806	17,806	17,806
524020 City Operations and St Lights	0	12	12	12	12	12
524040 Natural Gas	557	4,415	2,456	5,684	5,684	5,684
524050 Water	0	7,456	943	993	993	993
524070 Sewer	0	14,637	2,614	2,654	2,654	2,654
524090 Garbage Disposal and Recycling	332	429	2,484	0	0	0
Utilities Total	17,685	51,505	28,355	27,149	27,149	27,149
Contracted Services						
525110 Consulting Services	0	9,518	0	0	0	0
525155 Credit Card Fees	2,909	2,960	2,880	3,138	3,138	3,138
525210 Medical Services	868	77	2,200	2,200	2,200	2,200
525235 Laboratory Services	15,158	30,684	25,000	15,000	15,000	15,000
525261 Social Services	1,284,312	1,627,489	1,254,061	1,193,711	1,193,711	1,193,711
525310 Laundry Services	941	1,249	1,134	1,800	1,800	1,800
525330 Transportation Services	14,619	11,705	14,926	12,875	12,875	12,875
525335 Housing Subsidies	94,276	141,180	183,321	58,962	58,962	58,962
525350 Janitorial Services	13,223	4,632	3,000	3,000	3,000	3,000
525400 Public Safety Program Services	95,579	115,755	134,862	122,681	122,681	122,681
525410 Dispatch Services	93,180	98,502	103,688	102,153	102,153	102,153
525420 Regional Area Info Network	5,253	4,728	3,452	3,452	3,452	3,452
525440 Client Assistance	1,196	409	1,500	11,000	11,000	11,000

MARION COUNTY FY 2020-21 BUDGET

BY DEPARTMENT

SHERIFF'S OFFICE

180 - Community Corrections	Actual FY 17-18	Actual FY 18-19	Budget FY 19-20	Proposed FY 20-21	Approved FY 20-21	Adopted FY 20-21
Materials and Services						
525450 Subscription Services	0	1,000	1,000	1,000	1,000	1,000
525510 Legal Services	7,432	1,200	1,200	1,200	1,200	1,200
525710 Printing Services	3,406	3,308	13,000	7,000	7,000	7,000
525735 Mail Services	3,550	3,746	4,181	4,412	4,412	4,412
525740 Document Disposal Services	3,660	4,192	5,779	4,000	4,000	4,000
525770 Interpreters and Translators	2,714	1,800	2,000	2,000	2,000	2,000
525870 Hazardous Waste Disposal	407	140	100	100	100	100
525999 Other Contracted Services	623,109	248,069	324,699	305,699	305,699	305,699
Contracted Services Total	2,265,792	2,312,343	2,081,983	1,855,383	1,855,383	1,855,383
Repairs and Maintenance						
526010 Office Equipment Maintenance	29,264	23,698	20,030	20,220	20,220	20,220
526014 Radio Maintenance	0	0	1,000	1,000	1,000	1,000
526021 Computer Software Maintenance	1,000	0	0	0	0	0
526030 Building Maintenance	374	488	0	0	0	0
Repairs and Maintenance Total	30,637	24,187	21,030	21,220	21,220	21,220
Rentals						
527110 Fleet Leases	100,970	111,903	124,452	119,688	119,688	119,688
527130 Parking	16	16	0	0	0	0
527210 Building Rental Private	149,848	55,555	22,779	23,762	23,762	23,762
Rentals Total	250,834	167,474	147,231	143,450	143,450	143,450
Insurance						
528220 Notary Bonds	200	40	180	180	180	180
528415 Auto Claims	511	0	0	0	0	0
Insurance Total	711	40	180	180	180	180
Miscellaneous						
529120 Commercial Travel	0	979	0	0	0	0
529130 Meals	4,132	5,056	8,640	10,110	10,110	10,110
529140 Lodging	9,901	9,003	9,500	10,900	10,900	10,900
529210 Meetings	407	725	2,150	2,150	2,150	2,150
529230 Training	7,549	73,316	9,565	8,769	8,769	8,769
529300 Dues and Memberships	6,180	7,056	7,162	7,162	7,162	7,162
529590 Special Programs Other	0	0	1,000	1,000	1,000	1,000
529650 Pre Employment Costs	552	5,908	2,000	2,000	2,000	2,000
529910 Awards and Recognition	1,520	2,451	2,000	2,000	2,000	2,000
529999 Miscellaneous Expense	10	0	0	0	0	0
Miscellaneous Total	30,251	104,494	42,017	44,091	44,091	44,091
Materials and Services Total	2,731,015	2,804,783	2,485,877	2,281,605	2,281,605	2,281,605
Administrative Charges						
611100 County Admin Allocation	104,525	109,596	129,685	108,316	108,316	108,316
611210 Facilities Mgt Allocation	49,459	84,517	97,997	98,961	98,961	98,961
611220 Custodial Allocation	35,505	58,516	69,213	73,768	73,768	73,768

MARION COUNTY FY 2020-21 BUDGET

BY DEPARTMENT

SHERIFF'S OFFICE

180 - Community Corrections	Actual FY 17-18	Actual FY 18-19	Budget FY 19-20	Proposed FY 20-21	Approved FY 20-21	Adopted FY 20-21
Administrative Charges						
611230 Courier Allocation	3,565	3,105	3,377	3,556	3,556	3,556
611250 Risk Management Allocation	33,634	15,732	32,417	26,959	26,959	26,959
611255 Benefits Allocation	20,673	21,353	22,099	0	0	0
611260 Human Resources Allocation	74,528	81,489	95,617	118,644	118,644	118,644
611300 Legal Services Allocation	20,460	19,112	30,405	29,233	29,233	29,233
611400 Information Tech Allocation	228,933	266,075	288,545	283,819	283,819	283,819
611410 FIMS Allocation	151,048	149,760	149,349	118,280	118,280	118,280
611420 Telecommunications Allocation	24,423	34,046	37,162	32,764	32,764	32,764
611430 Info Tech Direct Charges	89,562	101,152	151,933	160,107	160,107	160,107
611600 Finance Allocation	122,922	127,480	145,999	135,253	135,253	135,253
611800 MCBEE Allocation	2,562	2,371	6,730	16,180	16,180	16,180
612100 IT Equipment Use Charges	21,806	42,044	28,073	48,149	48,149	48,149
614100 Liability Insurance Allocation	88,100	38,700	67,800	48,500	48,500	48,500
614200 WC Insurance Allocation	49,500	37,400	42,400	39,500	39,500	39,500
Administrative Charges Total	1,121,205	1,192,448	1,398,801	1,341,989	1,341,989	1,341,989
Transfers Out						
561100 Transfer to General Fund	4,035,704	4,249,804	4,033,346	4,033,346	4,033,346	4,033,346
561160 Xfer to Community Svcs Grants	0	1,000	1,000	1,000	1,000	1,000
561250 Transfer to Sheriff Grants	0	1,807	1,818	0	0	0
561410 Transfer to Debt Service	0	129,078	129,078	129,078	129,078	129,078
Transfers Out Total	4,035,704	4,381,689	4,165,242	4,163,424	4,163,424	4,163,424
Contingency						
571010 Contingency	0	0	295,500	130,056	130,056	130,056
Contingency Total	0	0	295,500	130,056	130,056	130,056
Community Corrections Total	16,122,213	16,414,695	17,258,152	17,025,201	17,025,201	17,025,201
245 - Enhanced Public Safety ESSD						
	Actual FY 17-18	Actual FY 18-19	Budget FY 19-20	Proposed FY 20-21	Approved FY 20-21	Adopted FY 20-21
Personnel Services						
Salaries and Wages						
511020 Salaries and Wages Budget Only	0	0	13,835	0	0	0
511110 Regular Wages	0	133,005	692,650	674,823	674,823	674,823
511130 Vacation Pay	0	1,451	0	0	0	0
511140 Sick Pay	0	747	0	0	0	0
511150 Holiday Pay	0	3,592	0	0	0	0
511210 Compensation Credits	0	0	20,169	6,207	6,207	6,207
511420 Premium Pay	0	4,423	60,335	63,201	63,201	63,201
511430 Court Time	0	0	14,663	15,359	15,359	15,359
Salaries and Wages Total	0	143,219	801,652	759,590	759,590	759,590

MARION COUNTY FY 2020-21 BUDGET

BY DEPARTMENT

SHERIFF'S OFFICE

245 - Enhanced Public Safety ESSD	Actual FY 17-18	Actual FY 18-19	Budget FY 19-20	Proposed FY 20-21	Approved FY 20-21	Adopted FY 20-21
Personnel Services						
Fringe Benefits						
512010 Fringe Benefits Budget Only	0	0	32,758	28,412	28,412	28,412
512110 PERS	0	14,490	163,591	156,297	156,297	156,297
512130 PERS Debt Service	0	2,045	37,780	36,435	36,435	36,435
512200 FICA	0	10,802	54,531	52,098	52,098	52,098
512310 Medical Insurance	0	42,061	178,680	191,280	191,280	191,280
512320 Dental Insurance	0	4,217	17,760	15,960	15,960	15,960
512330 Group Term Life Insurance	0	252	1,321	1,241	1,241	1,241
512340 Long Term Disability Insurance	0	519	2,964	2,777	2,777	2,777
512400 Unemployment Insurance	0	430	2,635	2,043	2,043	2,043
512520 Workers Comp Insurance	0	61	300	300	300	300
512600 Wellness Program	0	96	400	400	400	400
512610 Employee Assistance Program	0	81	340	340	340	340
Fringe Benefits Total	0	75,053	493,060	487,583	487,583	487,583
Personnel Services Total	0	218,272	1,294,712	1,247,173	1,247,173	1,247,173
Materials and Services						
Supplies						
521010 Office Supplies	0	0	940	940	940	940
521030 Field Supplies	0	0	6,650	6,650	6,650	6,650
521070 Departmental Supplies	0	0	1,540	1,540	1,540	1,540
521090 Uniforms and Clothing	0	1,065	5,620	5,620	5,620	5,620
521210 Gasoline	0	1,692	46,510	40,136	40,136	40,136
Supplies Total	0	2,757	61,260	54,886	54,886	54,886
Materials						
522150 Small Office Equipment	0	120	0	0	0	0
522160 Small Departmental Equipment	0	0	0	6,260	6,260	6,260
522180 Software	0	1,387	0	0	0	0
Materials Total	0	1,507	0	6,260	6,260	6,260
Communications						
523040 Data Connections	0	0	4,800	4,800	4,800	4,800
523050 Postage	0	0	1,330	1,330	1,330	1,330
523060 Cellular Phones	0	0	5,400	5,400	5,400	5,400
Communications Total	0	0	11,530	11,530	11,530	11,530
Contracted Services						
525310 Laundry Services	0	0	1,340	1,340	1,340	1,340
525400 Public Safety Program Services	0	0	2,110	2,110	2,110	2,110
525410 Dispatch Services	0	0	75,106	159,613	159,613	159,613
525710 Printing Services	0	0	470	470	470	470
Contracted Services Total	0	0	79,026	163,533	163,533	163,533

MARION COUNTY FY 2020-21 BUDGET

BY DEPARTMENT

SHERIFF'S OFFICE

245 - Enhanced Public Safety ESSD	Actual FY 17-18	Actual FY 18-19	Budget FY 19-20	Proposed FY 20-21	Approved FY 20-21	Adopted FY 20-21
Materials and Services						
Repairs and Maintenance						
526010 Office Equipment Maintenance	0	0	1,800	1,800	1,800	1,800
Repairs and Maintenance Total	0	0	1,800	1,800	1,800	1,800
Rentals						
527110 Fleet Leases	0	5,960	69,120	72,120	72,120	72,120
Rentals Total	0	5,960	69,120	72,120	72,120	72,120
Miscellaneous						
529230 Training	0	0	2,230	2,230	2,230	2,230
Miscellaneous Total	0	0	2,230	2,230	2,230	2,230
Materials and Services Total	0	10,224	224,966	312,359	312,359	312,359
Administrative Charges						
611100 County Admin Allocation	0	0	9,706	15,193	15,193	15,193
611230 Courier Allocation	0	0	258	519	519	519
611250 Risk Management Allocation	0	0	1,089	2,267	2,267	2,267
611255 Benefits Allocation	0	0	1,686	0	0	0
611260 Human Resources Allocation	0	0	7,296	17,333	17,333	17,333
611400 Information Tech Allocation	0	0	21,114	38,253	38,253	38,253
611410 FIMS Allocation	0	0	10,993	15,949	15,949	15,949
611420 Telecommunications Allocation	0	0	2,725	4,418	4,418	4,418
611430 Info Tech Direct Charges	0	0	11,010	21,675	21,675	21,675
611600 Finance Allocation	0	0	10,548	16,483	16,483	16,483
611800 MCBEE Allocation	0	0	495	2,182	2,182	2,182
612100 IT Equipment Use Charges	0	0	2,043	6,497	6,497	6,497
614100 Liability Insurance Allocation	0	0	2,200	4,900	4,900	4,900
614200 WC Insurance Allocation	0	0	1,500	2,500	2,500	2,500
Administrative Charges Total	0	0	82,663	148,169	148,169	148,169
Capital Outlay						
531600 Computer Hardware Capital	0	2,994	11,600	0	0	0
Capital Outlay Total	0	2,994	11,600	0	0	0
Transfers Out						
561595 Transfer to Fleet Management	0	126,888	108,006	0	0	0
Transfers Out Total	0	126,888	108,006	0	0	0
Contingency						
571010 Contingency	0	0	200,891	329,921	329,921	329,921
Contingency Total	0	0	200,891	329,921	329,921	329,921
Ending Fund Balance						
573010 Unapprop Ending Fund Balance	0	0	991,488	1,261,584	1,261,584	1,261,584
Ending Fund Balance Total	0	0	991,488	1,261,584	1,261,584	1,261,584
Enhanced Public Safety ESSD Total	0	358,378	2,914,326	3,299,206	3,299,206	3,299,206

MARION COUNTY FY 2020-21 BUDGET

BY DEPARTMENT

SHERIFF'S OFFICE

250 - Sheriff Grants	Actual FY 17-18	Actual FY 18-19	Budget FY 19-20	Proposed FY 20-21	Approved FY 20-21	Adopted FY 20-21
Personnel Services						
Salaries and Wages						
511020 Salaries and Wages Budget Only	0	0	181,334	0	0	0
511110 Regular Wages	1,001,349	955,231	1,272,357	1,328,588	1,328,588	1,328,588
511120 Temporary Wages	13,739	28,764	22,387	3,648	3,648	3,648
511130 Vacation Pay	67,665	53,840	0	0	0	0
511140 Sick Pay	36,846	35,321	0	0	0	0
511150 Holiday Pay	63,614	59,746	0	0	0	0
511160 Comp Time Pay	7,555	14,755	0	0	0	0
511180 Differential Pay	7	0	0	0	0	0
511210 Compensation Credits	37,050	29,932	27,890	23,583	23,583	23,583
511220 Pager Pay	28,156	29,363	0	0	0	0
511240 Leave Payoff	1,792	5,594	0	0	0	0
511280 Cell Phone Pay	25	0	0	0	0	0
511290 Health Insurance Waiver Pay	0	0	0	2,400	2,400	2,400
511410 Straight Pay	5,775	1,844	0	0	0	0
511420 Premium Pay	230,566	191,881	373,037	330,068	330,068	330,068
511430 Court Time	2,215	2,603	0	0	0	0
511450 Premium Pay Temps	614	2,219	0	0	0	0
511470 Extra Duty Contract Pay	28,807	19,579	5,000	0	0	0
Salaries and Wages Total	1,525,774	1,430,671	1,882,005	1,688,287	1,688,287	1,688,287
Fringe Benefits						
512010 Fringe Benefits Budget Only	0	0	149,260	77,937	77,937	77,937
512110 PERS	319,619	280,431	298,410	311,711	311,711	311,711
512120 401K	2,374	1,335	1,108	1,145	1,145	1,145
512130 PERS Debt Service	44,090	58,062	68,916	72,471	72,471	72,471
512200 FICA	112,008	102,981	100,869	102,985	102,985	102,985
512310 Medical Insurance	270,329	270,505	325,424	330,715	330,715	330,715
512320 Dental Insurance	28,410	26,392	32,346	27,598	27,598	27,598
512330 Group Term Life Insurance	2,005	1,909	2,371	2,423	2,423	2,423
512340 Long Term Disability Insurance	4,151	3,943	5,321	5,423	5,423	5,423
512400 Unemployment Insurance	4,833	4,048	4,813	4,066	4,066	4,066
512520 Workers Comp Insurance	470	437	597	582	582	582
512600 Wellness Program	650	605	734	734	734	734
512610 Employee Assistance Program	481	486	626	626	626	626
512700 County HSA Contributions	293	293	293	0	0	0
Fringe Benefits Total	789,713	751,426	991,088	938,416	938,416	938,416
Personnel Services Total	2,315,486	2,182,097	2,873,093	2,626,703	2,626,703	2,626,703
Materials and Services						
Supplies						
521010 Office Supplies	2,355	4,246	4,943	4,843	4,843	4,843

MARION COUNTY FY 2020-21 BUDGET

BY DEPARTMENT

SHERIFF'S OFFICE

250 - Sheriff Grants	Actual FY 17-18	Actual FY 18-19	Budget FY 19-20	Proposed FY 20-21	Approved FY 20-21	Adopted FY 20-21
Materials and Services						
521030 Field Supplies	2,430	2,294	3,445	3,166	3,166	3,166
521040 Institutional Supplies	19,010	21,309	20,656	20,656	20,656	20,656
521050 Janitorial Supplies	5,662	5,806	8,325	7,637	7,637	7,637
521070 Departmental Supplies	6,592	5,905	5,654	4,651	4,651	4,651
521080 Food Supplies	901	1,203	800	900	900	900
521090 Uniforms and Clothing	5,134	13,135	14,899	10,877	10,877	10,877
521100 Medical Supplies	635	632	0	0	0	0
521110 First Aid Supplies	0	79	0	0	0	0
521120 Drugs	4,169	4,169	0	0	0	0
521170 Educational Supplies	1,327	0	7,805	7,805	7,805	7,805
521190 Publications	539	4,129	0	0	0	0
521210 Gasoline	38,752	48,478	57,757	57,743	57,743	57,743
521220 Diesel	682	393	595	595	595	595
521300 Safety Clothing	1,800	12,191	6,000	7,000	7,000	7,000
Supplies Total	89,988	123,969	130,879	125,873	125,873	125,873
Materials						
522060 Sign Materials	0	195	0	0	0	0
522100 Parts	1,731	365	1,350	4,500	4,500	4,500
522150 Small Office Equipment	50	83	4,045	6,965	6,965	6,965
522160 Small Departmental Equipment	11,098	29,378	30,143	28,550	28,550	28,550
522170 Computers Non Capital	66	1,500	10,937	7,088	7,088	7,088
522180 Software	704	943	1,660	6,020	6,020	6,020
Materials Total	13,649	32,463	48,135	53,123	53,123	53,123
Communications						
523010 Telephone Equipment	4	0	0	0	0	0
523040 Data Connections	3,177	2,616	4,646	4,646	4,646	4,646
523050 Postage	8,018	7,290	11,026	10,255	10,255	10,255
523060 Cellular Phones	5,676	5,856	6,113	6,517	6,517	6,517
523090 Long Distance Charges	16	28	25	25	25	25
523100 Radios and Accessories	735	0	0	0	0	0
Communications Total	17,627	15,789	21,810	21,443	21,443	21,443
Contracted Services						
525210 Medical Services	1,969	1,969	13,265	13,265	13,265	13,265
525211 Psychiatric Services	0	848	0	0	0	0
525215 Dental Services	786	116	0	0	0	0
525220 Hospital Services	4,868	4,868	0	0	0	0
525225 Ambulance Services	625	625	0	0	0	0
525261 Social Services	165,555	10,166	22,774	42,294	42,294	42,294
525310 Laundry Services	881	971	1,340	1,340	1,340	1,340
525320 Food Services	15,967	15,967	16,602	16,602	16,602	16,602
525330 Transportation Services	0	58	0	0	0	0
525360 Public Works Services	648	0	0	0	0	0

MARION COUNTY FY 2020-21 BUDGET

BY DEPARTMENT

SHERIFF'S OFFICE

250 - Sheriff Grants	Actual FY 17-18	Actual FY 18-19	Budget FY 19-20	Proposed FY 20-21	Approved FY 20-21	Adopted FY 20-21
Materials and Services						
525400 Public Safety Program Services	1,076	1,841	2,540	2,540	2,540	2,540
525410 Dispatch Services	149,914	146,822	152,863	149,090	149,090	149,090
525710 Printing Services	1,577	1,193	2,636	2,636	2,636	2,636
525735 Mail Services	1,118	1,110	1,393	1,470	1,470	1,470
525999 Other Contracted Services	36,252	35,112	353,818	269,502	269,502	269,502
Contracted Services Total	381,237	221,666	567,231	498,739	498,739	498,739
Repairs and Maintenance						
526010 Office Equipment Maintenance	2,908	3,842	5,409	3,599	3,599	3,599
526011 Dept Equipment Maintenance	1,195	0	1,500	923	923	923
526012 Vehicle Maintenance	3,771	4,933	1,749	3,495	3,495	3,495
526021 Computer Software Maintenance	9,825	9,825	9,825	9,825	9,825	9,825
526030 Building Maintenance	388	29	0	0	0	0
Repairs and Maintenance Total	18,087	18,628	18,483	17,842	17,842	17,842
Rentals						
527100 Vehicle Rental	4,644	4,524	32,172	28,200	28,200	28,200
527110 Fleet Leases	113,522	107,638	96,540	109,676	109,676	109,676
527120 Motor Pool Mileage	0	118	0	0	0	0
527130 Parking	0	48	0	0	0	0
Rentals Total	118,166	112,327	128,712	137,876	137,876	137,876
Insurance						
528415 Auto Claims	0	1,500	0	0	0	0
Insurance Total	0	1,500	0	0	0	0
Miscellaneous						
529120 Commercial Travel	25	2,567	0	0	0	0
529130 Meals	2,742	3,595	4,198	4,710	4,710	4,710
529140 Lodging	6,270	4,997	2,446	3,130	3,130	3,130
529230 Training	6,742	21,898	47,060	27,163	27,163	27,163
529300 Dues and Memberships	320	175	250	0	0	0
529690 Other Investigations	38,665	29,563	25,240	18,165	18,165	18,165
529910 Awards and Recognition	0	0	100	350	350	350
529999 Miscellaneous Expense	0	447	0	0	0	0
Miscellaneous Total	54,763	63,242	79,294	53,518	53,518	53,518
Materials and Services Total	693,517	589,584	994,544	908,414	908,414	908,414
Administrative Charges						
611100 County Admin Allocation	28,889	30,987	36,001	32,729	32,729	32,729
611230 Courier Allocation	958	894	988	1,029	1,029	1,029
611250 Risk Management Allocation	5,427	7,028	8,943	8,578	8,578	8,578
611255 Benefits Allocation	5,555	6,142	6,468	0	0	0
611260 Human Resources Allocation	20,027	23,441	27,985	34,317	34,317	34,317
611400 Information Tech Allocation	64,607	74,032	76,184	89,195	89,195	89,195

MARION COUNTY FY 2020-21 BUDGET

BY DEPARTMENT

SHERIFF'S OFFICE

250 - Sheriff Grants	Actual FY 17-18	Actual FY 18-19	Budget FY 19-20	Proposed FY 20-21	Approved FY 20-21	Adopted FY 20-21
Administrative Charges						
611410 FIMS Allocation	42,740	41,691	39,533	37,163	37,163	37,163
611420 Telecommunications Allocation	6,911	9,479	9,839	10,308	10,308	10,308
611430 Info Tech Direct Charges	25,325	28,015	40,264	50,287	50,287	50,287
611600 Finance Allocation	36,102	34,368	36,307	46,296	46,296	46,296
611800 MCBEE Allocation	724	660	1,782	5,084	5,084	5,084
612100 IT Equipment Use Charges	6,154	11,702	7,410	15,130	15,130	15,130
614100 Liability Insurance Allocation	15,200	26,000	20,700	20,900	20,900	20,900
614200 WC Insurance Allocation	7,000	8,000	9,700	7,100	7,100	7,100
Administrative Charges Total	265,618	302,439	322,104	358,116	358,116	358,116
Capital Outlay						
531300 Departmental Equipment Capital	19,292	41,661	32,681	0	0	0
531350 Canines	0	10,029	16,582	16,727	16,727	16,727
532400 Off Road Vehicles	0	23,210	25,000	0	0	0
Capital Outlay Total	19,292	74,900	74,263	16,727	16,727	16,727
Transfers Out						
561180 Transfer to Comm Corrections	14,162	0	0	0	0	0
Transfers Out Total	14,162	0	0	0	0	0
Contingency						
571010 Contingency	0	0	498,897	455,510	455,510	455,510
Contingency Total	0	0	498,897	455,510	455,510	455,510
Ending Fund Balance						
573010 Unapprop Ending Fund Balance	0	0	134,319	137,990	137,990	137,990
Ending Fund Balance Total	0	0	134,319	137,990	137,990	137,990
Sheriff Grants Total	3,308,075	3,149,021	4,897,220	4,503,460	4,503,460	4,503,460
255 - Traffic Safety Team	Actual FY 17-18	Actual FY 18-19	Budget FY 19-20	Proposed FY 20-21	Approved FY 20-21	Adopted FY 20-21
Personnel Services						
Salaries and Wages						
511020 Salaries and Wages Budget Only	0	0	14,222	0	0	0
511110 Regular Wages	408,945	400,927	789,561	833,691	833,691	833,691
511130 Vacation Pay	46,597	39,612	0	0	0	0
511140 Sick Pay	19,991	12,296	0	0	0	0
511150 Holiday Pay	26,763	27,351	0	0	0	0
511160 Comp Time Pay	33,076	57,280	0	0	0	0
511180 Differential Pay	2,414	2,204	0	0	0	0
511210 Compensation Credits	24,287	18,725	25,794	14,924	14,924	14,924
511270 Leadworker Pay	23	0	0	0	0	0
511410 Straight Pay	18,059	22,128	0	0	0	0

MARION COUNTY FY 2020-21 BUDGET

BY DEPARTMENT

SHERIFF'S OFFICE

255 - Traffic Safety Team	Actual FY 17-18	Actual FY 18-19	Budget FY 19-20	Proposed FY 20-21	Approved FY 20-21	Adopted FY 20-21
Personnel Services						
511420 Premium Pay	126,400	110,191	185,950	111,927	111,927	111,927
511430 Court Time	3,494	5,799	10,685	11,193	11,193	11,193
511470 Extra Duty Contract Pay	25,366	11,274	0	0	0	0
Salaries and Wages Total	735,416	707,787	1,026,212	971,735	971,735	971,735
Fringe Benefits						
512010 Fringe Benefits Budget Only	0	0	73,545	45,530	45,530	45,530
512110 PERS	156,570	149,438	187,124	194,758	194,758	194,758
512120 401K	3,634	3,376	2,611	2,618	2,618	2,618
512130 PERS Debt Service	21,528	27,549	43,215	45,403	45,403	45,403
512200 FICA	54,658	51,994	62,259	64,766	64,766	64,766
512310 Medical Insurance	131,170	123,680	190,389	203,058	203,058	203,058
512320 Dental Insurance	11,875	10,933	18,924	16,953	16,953	16,953
512330 Group Term Life Insurance	922	861	1,461	1,522	1,522	1,522
512340 Long Term Disability Insurance	1,905	1,763	3,269	3,414	3,414	3,414
512400 Unemployment Insurance	2,345	2,094	3,018	2,545	2,545	2,545
512520 Workers Comp Insurance	208	173	324	324	324	324
512600 Wellness Program	292	264	430	430	430	430
512610 Employee Assistance Program	216	211	367	367	367	367
Fringe Benefits Total	385,322	372,335	586,936	581,688	581,688	581,688
Personnel Services Total	1,120,737	1,080,122	1,613,148	1,553,423	1,553,423	1,553,423
Materials and Services						
Supplies						
521010 Office Supplies	660	533	3,500	3,500	3,500	3,500
521030 Field Supplies	0	0	0	1,627	1,627	1,627
521050 Janitorial Supplies	0	0	500	500	500	500
521070 Departmental Supplies	3,521	2,191	5,200	5,200	5,200	5,200
521090 Uniforms and Clothing	5,153	6,254	13,440	12,000	12,000	12,000
521110 First Aid Supplies	0	0	5,500	5,500	5,500	5,500
521170 Educational Supplies	9,484	8,510	10,000	15,000	15,000	15,000
521190 Publications	294	0	200	0	0	0
521210 Gasoline	26,259	31,694	33,448	31,903	31,903	31,903
521300 Safety Clothing	35	24,988	2,500	0	0	0
Supplies Total	45,407	74,170	74,288	75,230	75,230	75,230
Materials						
522060 Sign Materials	0	487	0	0	0	0
522150 Small Office Equipment	187	0	3,000	5,048	5,048	5,048
522160 Small Departmental Equipment	40,329	56,070	35,000	30,339	30,339	30,339
522170 Computers Non Capital	7,108	4,941	17,000	7,463	7,463	7,463
522180 Software	0	829	10,000	1,750	1,750	1,750
Materials Total	47,625	62,327	65,000	44,600	44,600	44,600

MARION COUNTY FY 2020-21 BUDGET

BY DEPARTMENT

SHERIFF'S OFFICE

255 - Traffic Safety Team	Actual FY 17-18	Actual FY 18-19	Budget FY 19-20	Proposed FY 20-21	Approved FY 20-21	Adopted FY 20-21
Materials and Services						
Communications						
523010 Telephone Equipment	82	37	2,400	0	0	0
523020 Phone and Communication Svcs	1,395	1,444	1,450	1,495	1,495	1,495
523040 Data Connections	7,472	5,014	2,880	4,320	4,320	4,320
523050 Postage	788	828	0	0	0	0
523060 Cellular Phones	4,652	5,014	3,504	3,624	3,624	3,624
523090 Long Distance Charges	0	1	0	0	0	0
523100 Radios and Accessories	6,051	14,693	8,030	8,930	8,930	8,930
Communications Total	20,441	27,031	18,264	18,369	18,369	18,369
Utilities						
524090 Garbage Disposal and Recycling	291	433	411	400	400	400
Utilities Total	291	433	411	400	400	400
Contracted Services						
525155 Credit Card Fees	11,035	8,599	10,000	10,000	10,000	10,000
525310 Laundry Services	0	115	100	100	100	100
525350 Janitorial Services	2,229	2,229	2,532	2,800	2,800	2,800
525360 Public Works Services	0	42	0	0	0	0
525410 Dispatch Services	144,138	152,371	160,392	158,017	158,017	158,017
525450 Subscription Services	1,050	1,050	0	0	0	0
525555 Security Services	584	455	456	456	456	456
525710 Printing Services	1,593	0	500	500	500	500
525715 Advertising	1,376	0	10,000	5,000	5,000	5,000
525999 Other Contracted Services	0	1,500	0	0	0	0
Contracted Services Total	162,006	166,362	183,980	176,873	176,873	176,873
Repairs and Maintenance						
526010 Office Equipment Maintenance	1,980	1,292	1,850	1,436	1,436	1,436
526011 Dept Equipment Maintenance	761	0	4,000	1,000	1,000	1,000
526012 Vehicle Maintenance	19,461	17,119	21,500	1,500	1,500	1,500
526014 Radio Maintenance	0	0	1,500	1,500	1,500	1,500
526020 Computer Hardware Maintenance	2,971	0	3,000	1,000	1,000	1,000
526021 Computer Software Maintenance	15,426	40,481	53,850	48,372	48,372	48,372
526022 Telephone Maintenance	0	0	100	0	0	0
526030 Building Maintenance	0	109	300	0	0	0
526040 Remodels and Site Improvements	0	0	2,000	4,000	4,000	4,000
Repairs and Maintenance Total	40,600	59,001	88,100	58,808	58,808	58,808
Rentals						
527100 Vehicle Rental	0	0	700	700	700	700

MARION COUNTY FY 2020-21 BUDGET

BY DEPARTMENT

SHERIFF'S OFFICE

255 - Traffic Safety Team	Actual FY 17-18	Actual FY 18-19	Budget FY 19-20	Proposed FY 20-21	Approved FY 20-21	Adopted FY 20-21
Materials and Services						
527110 Fleet Leases	104,137	108,411	118,056	117,996	117,996	117,996
527210 Building Rental Private	7,005	7,130	7,308	7,458	7,458	7,458
Rentals Total	111,142	115,541	126,064	126,154	126,154	126,154
Insurance						
528415 Auto Claims	208	0	0	0	0	0
Insurance Total	208	0	0	0	0	0
Miscellaneous						
529120 Commercial Travel	0	0	8,200	8,900	8,900	8,900
529130 Meals	2,912	1,511	9,750	10,760	10,760	10,760
529140 Lodging	1,380	314	14,025	16,225	16,225	16,225
529210 Meetings	0	0	200	200	200	200
529230 Training	28,029	4,090	27,765	29,965	29,965	29,965
529300 Dues and Memberships	500	0	0	0	0	0
529590 Special Programs Other	0	0	1,000	1,000	1,000	1,000
529840 Professional Licenses	0	55	800	800	800	800
529910 Awards and Recognition	0	0	100	100	100	100
Miscellaneous Total	32,821	5,970	61,840	67,950	67,950	67,950
Materials and Services Total	460,539	510,835	617,947	568,384	568,384	568,384
Administrative Charges						
611100 County Admin Allocation	17,718	19,314	23,331	20,666	20,666	20,666
611230 Courier Allocation	593	526	592	648	648	648
611250 Risk Management Allocation	2,860	2,460	3,177	3,003	3,003	3,003
611255 Benefits Allocation	3,442	3,618	3,875	0	0	0
611260 Human Resources Allocation	12,408	13,810	16,767	21,632	21,632	21,632
611400 Information Tech Allocation	39,329	48,653	53,135	56,539	56,539	56,539
611410 FIMS Allocation	25,996	27,293	27,447	23,501	23,501	23,501
611420 Telecommunications Allocation	4,198	6,225	6,847	6,504	6,504	6,504
611430 Info Tech Direct Charges	15,442	18,346	27,996	31,790	31,790	31,790
611600 Finance Allocation	21,638	24,349	27,729	28,890	28,890	28,890
611800 MCBEE Allocation	440	432	1,236	3,215	3,215	3,215
612100 IT Equipment Use Charges	3,735	7,688	5,178	9,612	9,612	9,612
614100 Liability Insurance Allocation	8,100	8,600	7,300	6,700	6,700	6,700
614200 WC Insurance Allocation	3,600	3,300	3,500	3,100	3,100	3,100
Administrative Charges Total	159,499	184,614	208,110	215,800	215,800	215,800
Capital Outlay						
531300 Departmental Equipment Capital	18,527	17,455	26,688	0	0	0
Capital Outlay Total	18,527	17,455	26,688	0	0	0
Transfers Out						
561100 Transfer to General Fund	100,000	100,000	275,000	275,000	275,000	275,000
561250 Transfer to Sheriff Grants	0	0	0	30,954	30,954	30,954

MARION COUNTY FY 2020-21 BUDGET

BY DEPARTMENT

SHERIFF'S OFFICE

255 - Traffic Safety Team	Actual FY 17-18	Actual FY 18-19	Budget FY 19-20	Proposed FY 20-21	Approved FY 20-21	Adopted FY 20-21
Transfers Out						
561480 Xfer to Capital Impr Projects	155,610	0	0	0	0	0
Transfers Out Total	255,610	100,000	275,000	305,954	305,954	305,954
Contingency						
571010 Contingency	0	0	303,626	310,429	310,429	310,429
Contingency Total	0	0	303,626	310,429	310,429	310,429
Ending Fund Balance						
573010 Unapprop Ending Fund Balance	0	0	99,241	150,300	150,300	150,300
Ending Fund Balance Total	0	0	99,241	150,300	150,300	150,300
Traffic Safety Team Total	2,014,913	1,893,026	3,143,760	3,104,290	3,104,290	3,104,290
290 - Inmate Welfare	Actual FY 17-18	Actual FY 18-19	Budget FY 19-20	Proposed FY 20-21	Approved FY 20-21	Adopted FY 20-21
Personnel Services						
Salaries and Wages						
511110 Regular Wages	57,788	61,972	0	0	0	0
511130 Vacation Pay	2,164	4,371	0	0	0	0
511140 Sick Pay	190	2,005	0	0	0	0
511150 Holiday Pay	2,535	4,716	0	0	0	0
511160 Comp Time Pay	217	0	0	0	0	0
511210 Compensation Credits	0	2,754	0	0	0	0
511420 Premium Pay	6,638	1,148	0	0	0	0
Salaries and Wages Total	69,531	76,966	0	0	0	0
Fringe Benefits						
512110 PERS	13,997	15,206	0	0	0	0
512130 PERS Debt Service	3,445	4,397	0	0	0	0
512200 FICA	5,412	5,814	0	0	0	0
512310 Medical Insurance	15,914	20,307	0	0	0	0
512320 Dental Insurance	1,321	1,628	0	0	0	0
512330 Group Term Life Insurance	107	131	0	0	0	0
512340 Long Term Disability Insurance	222	272	0	0	0	0
512400 Unemployment Insurance	229	231	0	0	0	0
512520 Workers Comp Insurance	24	25	0	0	0	0
512600 Wellness Program	33	40	0	0	0	0
512610 Employee Assistance Program	25	32	0	0	0	0
Fringe Benefits Total	40,729	48,082	0	0	0	0
Personnel Services Total	110,260	125,048	0	0	0	0
Materials and Services						
Supplies						
521010 Office Supplies	30	318	500	500	500	500
521040 Institutional Supplies	14,155	7,329	15,000	5,000	5,000	5,000

MARION COUNTY FY 2020-21 BUDGET

BY DEPARTMENT

SHERIFF'S OFFICE

290 - Inmate Welfare	Actual FY 17-18	Actual FY 18-19	Budget FY 19-20	Proposed FY 20-21	Approved FY 20-21	Adopted FY 20-21
Materials and Services						
521070 Departmental Supplies	1,066	1,375	3,400	3,000	3,000	3,000
521100 Medical Supplies	0	0	145	145	145	145
521110 First Aid Supplies	303	143	425	300	300	300
521170 Educational Supplies	0	66	350	2,000	2,000	2,000
521190 Publications	4,855	7,031	7,000	12,000	12,000	12,000
521300 Safety Clothing	1,259	3,372	5,000	15,000	15,000	15,000
521310 Safety Equipment	516	287	750	1,000	1,000	1,000
Supplies Total	22,185	19,921	32,570	38,945	38,945	38,945
Materials						
522060 Sign Materials	0	0	0	1,000	1,000	1,000
522150 Small Office Equipment	0	394	1,150	11,205	11,205	11,205
522160 Small Departmental Equipment	8,452	8,430	51,886	28,803	28,803	28,803
522170 Computers Non Capital	310	0	758	0	0	0
Materials Total	8,762	8,824	53,794	41,008	41,008	41,008
Communications						
523010 Telephone Equipment	0	0	100	0	0	0
523050 Postage	169	212	200	500	500	500
523060 Cellular Phones	998	785	0	0	0	0
Communications Total	1,166	996	300	500	500	500
Contracted Services						
525261 Social Services	0	17,645	0	0	0	0
525320 Food Services	0	0	0	1,500	1,500	1,500
525330 Transportation Services	4,561	9,525	7,000	15,000	15,000	15,000
525450 Subscription Services	0	0	120	261	261	261
525710 Printing Services	0	0	2,000	1,000	1,000	1,000
Contracted Services Total	4,561	27,170	9,120	17,761	17,761	17,761
Repairs and Maintenance						
526010 Office Equipment Maintenance	0	0	0	1,000	1,000	1,000
526011 Dept Equipment Maintenance	4,745	1,211	4,161	3,000	3,000	3,000
526012 Vehicle Maintenance	1,579	3,312	0	0	0	0
526040 Remodels and Site Improvements	0	0	0	8,000	8,000	8,000
Repairs and Maintenance Total	6,324	4,523	4,161	12,000	12,000	12,000
Miscellaneous						
529130 Meals	60	0	0	0	0	0
529850 Device Licenses	2,004	1,996	2,000	2,050	2,050	2,050
Miscellaneous Total	2,064	1,996	2,000	2,050	2,050	2,050
Materials and Services Total	45,063	63,431	101,945	112,264	112,264	112,264
Administrative Charges						
611100 County Admin Allocation	1,542	1,797	1,986	365	365	365

MARION COUNTY FY 2020-21 BUDGET

BY DEPARTMENT

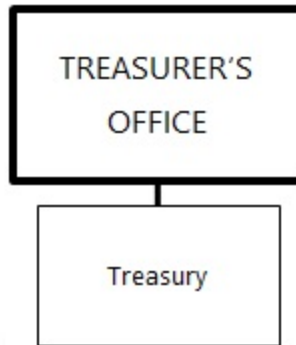
SHERIFF'S OFFICE

290 - Inmate Welfare	Actual FY 17-18	Actual FY 18-19	Budget FY 19-20	Proposed FY 20-21	Approved FY 20-21	Adopted FY 20-21
Administrative Charges						
611230 Courier Allocation	48	43	46	0	0	0
611250 Risk Management Allocation	294	351	441	0	0	0
611255 Benefits Allocation	283	298	301	0	0	0
611260 Human Resources Allocation	1,020	1,137	1,303	0	0	0
611400 Information Tech Allocation	3,702	4,851	4,926	2,052	2,052	2,052
611410 FIMS Allocation	2,366	2,783	2,501	770	770	770
611420 Telecommunications Allocation	382	617	598	245	245	245
611430 Info Tech Direct Charges	1,441	1,983	2,516	1,156	1,156	1,156
611600 Finance Allocation	2,292	2,942	2,976	2,050	2,050	2,050
611800 MCBEE Allocation	40	44	112	105	105	105
612100 IT Equipment Use Charges	356	748	475	356	356	356
614100 Liability Insurance Allocation	800	1,300	1,000	0	0	0
614200 WC Insurance Allocation	400	400	500	0	0	0
Administrative Charges Total	14,966	19,294	19,681	7,099	7,099	7,099
Capital Outlay						
531300 Departmental Equipment Capital	0	0	30,072	0	0	0
Capital Outlay Total	0	0	30,072	0	0	0
Contingency						
571010 Contingency	0	0	15,486	104,800	104,800	104,800
Contingency Total	0	0	15,486	104,800	104,800	104,800
Ending Fund Balance						
573010 Unapprop Ending Fund Balance	0	0	584,900	823,833	823,833	823,833
Ending Fund Balance Total	0	0	584,900	823,833	823,833	823,833
Inmate Welfare Total	170,289	207,773	752,084	1,047,996	1,047,996	1,047,996
Sheriff's Office Grand Total	61,271,810	63,733,620	73,414,357	74,512,827	74,512,827	74,512,827

MARION COUNTY FY 2020-21 BUDGET
BY DEPARTMENT
SHERIFF'S OFFICE

THIS PAGE HAS BEEN INTENTIONALLY LEFT BLANK

TREASURER'S OFFICE



MISSION STATEMENT

Actively and appropriately manage and safeguard the county's cash assets.

GOALS AND OBJECTIVES

Goal 1 Safeguard public funds.

- Objective 1 Invest the county's surplus funds in a manner that will provide a return while ensuring both the preservation of principal and the liquidity necessary to meet the operating requirements of the county in accordance with policy.
- Objective 2 Provide training and support for department cash handlers to ensure appropriate controls are in place.
- Objective 3 Ensure the county remains compliant with all new and ongoing payment card regulations in the most cost effective manner available.

Goal 2 Maximize the use of available banking and financial systems and processes.

- Objective 1 Utilize the county's Oracle financial system to efficiently manage the receipting and disbursement of cash in the most cost effective manner available allowing the Treasurer's Office to meet the workload demands within current staffing levels.
- Objective 2 Analyze banking systems and processes to ensure efficient and cost effective use of available products while maintaining or reducing costs.
- Objective 3 Utilize the county's point of sale system to assist departments with cash management controls and reporting.

MARION COUNTY FY 2020-21 BUDGET

BY DEPARTMENT

TREASURER'S OFFICE

DEPARTMENT OVERVIEW

Laurie Steele is the elected Marion County Treasurer. The Treasurer is the statutory cash custodian for Marion County. The Treasurer's Office works to minimize the risk to public funds through cash handler training and audits. The Treasurer manages bank accounts with various Oregon banks and the Oregon State Treasurer's Office and is responsible for the proper receipting of all monies flowing through county bank accounts.

The Treasurer has responsibility and liability for the timely distribution of taxes and the interest earned on those monies to the taxing districts of Marion County using the percentage distribution schedule created by the tax collector.

The Treasurer is the investment manager for the county, investing funds in accordance with Oregon Revised Statutes and the county's investment policy and assuring that adequate cash is available to meet the obligations of the county.

RESOURCE AND REQUIREMENT SUMMARY

Treasurer's Office	FY 17-18 ACTUAL	FY 18-19 ACTUAL	FY 19-20 BUDGET	FY 20-21 ADOPTED	+/- %
RESOURCES					
General Fund Transfers	419,265	443,435	498,059	492,944	-1.0%
TOTAL RESOURCES	419,265	443,435	498,059	492,944	-1.0%
REQUIREMENTS					
Personnel Services					
Salaries and Wages	176,679	187,861	193,049	183,560	-4.9%
Fringe Benefits	118,369	123,818	132,810	129,278	-2.7%
Total Personnel Services	295,047	311,679	325,859	312,838	-4.0%
Materials and Services					
Supplies	950	362	1,700	1,100	-35.3%
Materials	2,689	418	0	0	n.a.
Communications	284	42	200	325	62.5%
Utilities	2,729	3,015	3,085	2,841	-7.9%
Contracted Services	50,138	38,928	60,810	68,031	11.9%
Repairs and Maintenance	22	113	0	21,424	n.a.
Rentals	4,300	3,805	3,855	6,129	59.0%
Insurance	2,500	2,500	2,500	2,500	0.0%
Miscellaneous	3,411	5,029	6,150	6,650	8.1%
Total Materials and Services	67,024	54,213	78,300	109,000	39.2%
Administrative Charges	57,194	77,543	93,900	71,106	-24.3%
TOTAL REQUIREMENTS	419,265	443,435	498,059	492,944	-1.0%
FTE	2.50	2.50	2.50	2.31	-7.6%

MARION COUNTY FY 2020-21 BUDGET

BY DEPARTMENT

TREASURER'S OFFICE

FUNDS

Fund Name	FY 17-18 ACTUAL	FY 18-19 ACTUAL	FY 19-20 BUDGET	FY 20-21 ADOPTED	% of Total
RESOURCES					
FND 100 General Fund	419,265	443,435	498,059	492,944	100.0%
TOTAL RESOURCES	419,265	443,435	498,059	492,944	100.0%
REQUIREMENTS					
FND 100 General Fund	419,265	443,435	498,059	492,944	100.0%
TOTAL REQUIREMENTS	419,265	443,435	498,059	492,944	100.0%

PROGRAMS

	FY 17-18 ACTUAL	FY 18-19 ACTUAL	FY 19-20 BUDGET	FY 20-21 ADOPTED	+/- %
RESOURCES					
Treasury	419,265	443,435	498,059	492,944	-1.0%
TOTAL RESOURCES	419,265	443,435	498,059	492,944	-1.0%
REQUIREMENTS					
Treasury	419,265	443,435	498,059	492,944	-1.0%
TOTAL REQUIREMENTS	419,265	443,435	498,059	492,944	-1.0%

MARION COUNTY FY 2020-21 BUDGET

BY DEPARTMENT

TREASURER'S OFFICE

Treasury Program

- Provide statutory cash management, including collection, receipting, and depositing of funds as efficiently and accurately as possible.
- Manage banking and broker relationships to maximize quality services at competitive prices.
- Manage cash by turning receivables and float into bank balances as efficiently as possible.
- Manage and forecast liquidity in order to maximize investment returns while meeting ongoing requirements.
- Invest surplus funds as designated by Oregon Revised Statutes and county investment policy.
- Manage internal controls for county bank accounts and assist county departments with cash controls.
- Assist departments in management of cash, check and merchant card collections and deposits.
- Manage the distribution of property taxes to all of Marion County's taxing districts as directed by Oregon Revised Statutes.
- Oversee the compliance program for Marion County Departments required to meet Data Security Standards of the Payment Card Industry for merchant card accepters.

Program Summary

Treasurer's Office	Program: Treasury				
	FY 17-18 ACTUAL	FY 18-19 ACTUAL	FY 19-20 BUDGET	FY 20-21 ADOPTED	+/- %
RESOURCES					
General Fund Transfers	419,265	443,435	498,059	492,944	-1.0%
TOTAL RESOURCES	419,265	443,435	498,059	492,944	-1.0%
REQUIREMENTS					
Personnel Services	295,047	311,679	325,859	312,838	-4.0%
Materials and Services	67,024	54,213	78,300	109,000	39.2%
Administrative Charges	57,194	77,543	93,900	71,106	-24.3%
TOTAL REQUIREMENTS	419,265	443,435	498,059	492,944	-1.0%
FTE	2.50	2.50	2.50	2.31	-7.6%

FTE By Position Title By Program

Program: Treasury	
Position Title	FTE
Treasurer	1.00
Treasury Specialist	1.31
Program Treasury FTE Total:	2.31

FTE Changes

Includes a decrease of a Treasury Specialist position from 1.00 FTE to 0.81 FTE.

Treasury Program Budget Justification

RESOURCES

The Treasury Program is funded entirely by the general fund.

MARION COUNTY FY 2020-21 BUDGET

BY DEPARTMENT

TREASURER'S OFFICE

REQUIREMENTS

The increase in Materials and Services is due to a shift of software license renewals and maintenance for the countywide cash receipting system and investment tracking software from the Information Technology Department's budget to the Treasurer's budget. Overall, there is a decrease of 1% in program requirements due in part to the reduction of a Treasury Specialist position from 1.0 to .81 FTE and a decrease of 24% in Administrative Fees.

MARION COUNTY FY 2020-21 BUDGET
BY DEPARTMENT
TREASURER'S OFFICE

KEY DEPARTMENT ACCOMPLISHMENTS

- The Treasurer worked with the Tax Department to implement the county's new lockbox vendor for processing of more than 60,000 tax payments.
- The Treasurer provided ongoing Cash Handler and Merchant Security training for county employees as well as other local governments in Marion County.

MARION COUNTY FY 2020-21 BUDGET

BY DEPARTMENT

TREASURER'S OFFICE

KEY INDICATORS

1: Dollar volume and number of receipts posted

Definition and Purpose

The number and dollar volume of receipts posted into Oracle is an indicator of the amount of work that the Treasurer's Office staff perform each year.

Significance

The majority of worked performed in the Treasurer's Office is related to receipting of revenue and reconciliation. If this workload were to increase or decrease significantly, it would require staffing level changes in the Treasurer's department.

Data Units Fiscal Year

FY 16-17 Actual	FY 17-18 Actual	FY 18-19 Actual	FY 19-20 Estimate	FY 20-21 Estimate
# 11,359 - \$637,069,585	# 12,110 - \$706,358,924	# 11,680 - \$1,227,784,575	# 12,000 - \$1,250,000,000	# 12,500 - \$1,300,000,000

Explanation of Trends and Changes

This workload has remained relatively consistent for the past two years. The Treasurer's Office continues to reduce staffing as efficiencies from the implementation of the Teller cash receipting system in 2017 continues to streamline business processes. This key indicator ties to Marion County Strategic Goal #6: Provide efficient, effective, and responsive government through stewardship and accountability.

2: Investment Portfolio

Definition and Purpose

Marion County's average portfolio size during FY 2018-19 was just over \$165,000,000. The Marion County Investment Policy states that the performance of the county's portfolio shall be measured, in part, against the performance of the Oregon Local Government Investment Pool (LGIP).

Significance

It is the policy of the Marion County Treasurer's Department to invest public funds in a manner that will provide the highest investment return with the maximum security, while meeting the daily cash flow demands of Marion County. This indicator ties to Marion County Goal #6: Provide efficient, effective, and responsive government through stewardship and accountability.

Data Units Fiscal Year

FY 16-17 Actual	FY 17-18 Actual	FY 18-19 Actual	FY 19-20 Estimate	FY 20-21 Estimate
LGIP 1.29 / COUNTY 1.26	LGIP 1.76 / COUNTY 1.43	LGIP 2.56 / COUNTY 1.95	LGIP 2.25 / COUNTY 2.00	LGIP 1.95 / COUNTY 1.75

MARION COUNTY FY 2020-21 BUDGET

BY DEPARTMENT

TREASURER'S OFFICE

Explanation of Trends and Changes

In 2019, despite the economic concerns of U.S. Trade with China, global manufacturing decline and the fears that Brexit would cause a global slowdown, the year closed with the S&P hitting a record high. There were expectations of slow global growth in early 2020, picking up by mid-year, however, markets have been plunging on fears of the affects from the COVID-19 virus. It is hard to predict where interest rates will be in FY 2020-21, but the outlook at this time is not positive. Several Economists have issued dire forecasts for 2020 revenues, predicting zero growth for U.S. companies.

The State Treasurer's Office has already seen the Local Government Investment Pool rate dropping at the end of 2019, and anticipates a continued decline in rates, although they hesitate to predict a rate for 2020 at this time.

100% of the county's portfolio is in short term investments, maturing within 36 months, and reinvestment opportunities in 2020 are not expected to be good. The estimated interest rate for FY 2020-21 of 1.75% for Marion County's portfolio was forecast in November of 2019. This estimate now seems highly optimistic.

MARION COUNTY FY 2020-21 BUDGET

BY DEPARTMENT

TREASURER'S OFFICE

Resources by Fund Detail						
100 - General Fund	Actual FY 17-18	Actual FY 18-19	Budget FY 19-20	Proposed FY 20-21	Approved FY 20-21	Adopted FY 20-21
General Fund Transfers						
381100 Transfer from General Fund	419,265	443,435	498,059	492,944	492,944	492,944
General Fund Transfers Total	419,265	443,435	498,059	492,944	492,944	492,944
General Fund Total	419,265	443,435	498,059	492,944	492,944	492,944
Treasurer's Office Grand Total	419,265	443,435	498,059	492,944	492,944	492,944

MARION COUNTY FY 2020-21 BUDGET

BY DEPARTMENT

TREASURER'S OFFICE

Requirements by Fund Detail

100 - General Fund	Actual FY 17-18	Actual FY 18-19	Budget FY 19-20	Proposed FY 20-21	Approved FY 20-21	Adopted FY 20-21
Personnel Services						
Salaries and Wages						
511020 Salaries and Wages Budget Only	0	0	2,100	0	0	0
511110 Regular Wages	158,912	166,874	188,122	180,688	180,688	180,688
511130 Vacation Pay	4,782	7,332	0	0	0	0
511140 Sick Pay	2,678	4,117	0	0	0	0
511150 Holiday Pay	6,607	6,754	0	0	0	0
511160 Comp Time Pay	947	0	0	0	0	0
511210 Compensation Credits	2,150	2,183	2,227	2,272	2,272	2,272
511280 Cell Phone Pay	602	602	600	600	600	600
Salaries and Wages Total	176,679	187,861	193,049	183,560	183,560	183,560
Fringe Benefits						
512010 Fringe Benefits Budget Only	0	0	1,400	0	0	0
512110 PERS	39,490	41,522	43,686	41,989	41,989	41,989
512120 401K	6,937	7,685	7,771	7,927	7,927	7,927
512130 PERS Debt Service	4,924	6,254	10,089	9,788	9,788	9,788
512200 FICA	13,584	13,941	14,364	13,771	13,771	13,771
512310 Medical Insurance	47,294	48,355	48,528	49,680	49,680	49,680
512320 Dental Insurance	4,305	4,226	4,824	4,176	4,176	4,176
512330 Group Term Life Insurance	319	339	354	340	340	340
512340 Long Term Disability Insurance	656	657	794	762	762	762
512400 Unemployment Insurance	583	565	703	548	548	548
512520 Workers Comp Insurance	69	59	75	75	75	75
512600 Wellness Program	119	119	120	120	120	120
512610 Employee Assistance Program	88	95	102	102	102	102
Fringe Benefits Total	118,369	123,818	132,810	129,278	129,278	129,278
Personnel Services Total	295,047	311,679	325,859	312,838	312,838	312,838
Materials and Services						
Supplies						
521010 Office Supplies	445	349	1,000	1,000	1,000	1,000
521070 Departmental Supplies	505	13	500	0	0	0
521190 Publications	0	0	200	100	100	100
Supplies Total	950	362	1,700	1,100	1,100	1,100
Materials						
522150 Small Office Equipment	28	418	0	0	0	0
522170 Computers Non Capital	925	0	0	0	0	0
522180 Software	1,736	0	0	0	0	0
Materials Total	2,689	418	0	0	0	0

MARION COUNTY FY 2020-21 BUDGET

BY DEPARTMENT

TREASURER'S OFFICE

100 - General Fund	Actual FY 17-18	Actual FY 18-19	Budget FY 19-20	Proposed FY 20-21	Approved FY 20-21	Adopted FY 20-21
Materials and Services						
Communications						
523050 Postage	255	11	150	250	250	250
523090 Long Distance Charges	29	31	50	75	75	75
Communications Total	284	42	200	325	325	325
Utilities						
524010 Electricity	2,409	2,642	2,772	2,507	2,507	2,507
524020 City Operations and St Lights	2	2	2	2	2	2
524040 Natural Gas	22	23	25	27	27	27
524050 Water	46	41	42	47	47	47
524070 Sewer	101	90	92	98	98	98
524090 Garbage Disposal and Recycling	148	218	152	160	160	160
Utilities Total	2,729	3,015	3,085	2,841	2,841	2,841
Contracted Services						
525155 Credit Card Fees	0	25	0	0	0	0
525156 Bank Services	14,047	6,599	22,550	24,000	24,000	24,000
525158 Armored Car Services	33,695	32,124	38,000	38,000	38,000	38,000
525430 Programming and Data Services	2,170	0	0	0	0	0
525450 Subscription Services	0	0	0	5,871	5,871	5,871
525710 Printing Services	75	0	100	0	0	0
525740 Document Disposal Services	152	180	160	160	160	160
525999 Other Contracted Services	0	0	0	0	0	0
Contracted Services Total	50,138	38,928	60,810	68,031	68,031	68,031
Repairs and Maintenance						
526020 Computer Hardware Maintenance	0	0	0	0	0	0
526021 Computer Software Maintenance	0	0	0	21,424	21,424	21,424
526030 Building Maintenance	22	113	0	0	0	0
Repairs and Maintenance Total	22	113	0	21,424	21,424	21,424
Rentals						
527130 Parking	0	60	0	0	0	0
527240 Condo Assn Assessments	2,797	2,618	2,855	3,629	3,629	3,629
527300 Equipment Rental	1,503	1,127	1,000	2,500	2,500	2,500
Rentals Total	4,300	3,805	3,855	6,129	6,129	6,129
Insurance						
528210 Public Official Bonds	2,500	2,500	2,500	2,500	2,500	2,500
Insurance Total	2,500	2,500	2,500	2,500	2,500	2,500
Miscellaneous						
529110 Mileage Reimbursement	534	1,047	1,000	1,000	1,000	1,000
529120 Commercial Travel	0	330	0	0	0	0
529130 Meals	37	105	200	200	200	200
529140 Lodging	1,223	1,919	1,500	1,500	1,500	1,500

MARION COUNTY FY 2020-21 BUDGET

BY DEPARTMENT

TREASURER'S OFFICE

100 - General Fund	Actual FY 17-18	Actual FY 18-19	Budget FY 19-20	Proposed FY 20-21	Approved FY 20-21	Adopted FY 20-21
Materials and Services						
529210 Meetings	24	80	100	100	100	100
529220 Conferences	732	885	1,500	2,500	2,500	2,500
529230 Training	0	0	1,000	500	500	500
529300 Dues and Memberships	861	663	850	850	850	850
Miscellaneous Total	3,411	5,029	6,150	6,650	6,650	6,650
Materials and Services Total	67,024	54,213	78,300	109,000	109,000	109,000
Administrative Charges						
611100 County Admin Allocation	3,493	3,800	4,343	3,962	3,962	3,962
611210 Facilities Mgt Allocation	6,425	6,455	7,484	7,557	7,557	7,557
611220 Custodial Allocation	4,659	4,588	5,427	5,784	5,784	5,784
611230 Courier Allocation	124	109	118	131	131	131
611250 Risk Management Allocation	415	393	500	551	551	551
611255 Benefits Allocation	722	752	776	0	0	0
611260 Human Resources Allocation	2,602	2,870	3,359	4,368	4,368	4,368
611300 Legal Services Allocation	1,392	2,310	2,813	2,713	2,713	2,713
611400 Information Tech Allocation	20,333	21,757	29,214	27,020	27,020	27,020
611410 FIMS Allocation	4,852	5,119	4,793	4,302	4,302	4,302
611420 Telecommunications Allocation	636	785	665	1,902	1,902	1,902
611430 Info Tech Direct Charges	4,530	18,346	24,850	0	0	0
611600 Finance Allocation	2,917	3,991	4,459	4,821	4,821	4,821
611800 MCBEE Allocation	82	82	216	588	588	588
612100 IT Equipment Use Charges	2,312	4,286	3,183	5,607	5,607	5,607
614100 Liability Insurance Allocation	1,000	1,200	1,000	1,200	1,200	1,200
614200 WC Insurance Allocation	700	700	700	600	600	600
Administrative Charges Total	57,194	77,543	93,900	71,106	71,106	71,106
General Fund Total	419,265	443,435	498,059	492,944	492,944	492,944
Treasurer's Office Grand Total	419,265	443,435	498,059	492,944	492,944	492,944

TABLE OF CONTENTS

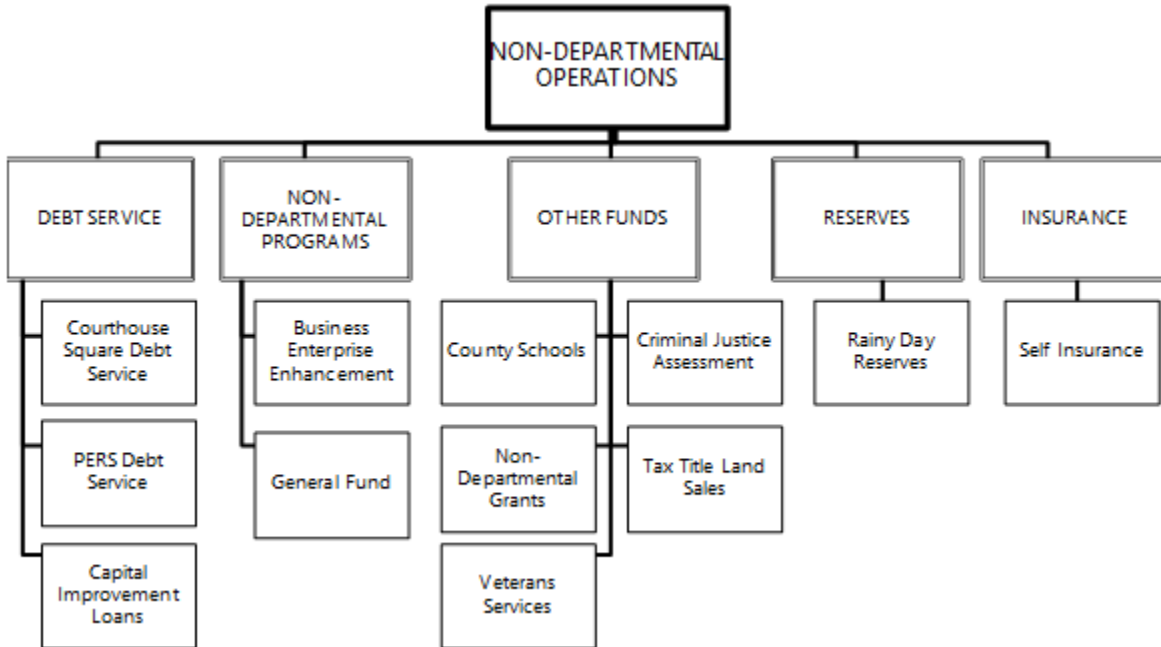
NON-DEPARTMENTAL

Non-Departmental Organization Chart	499
Non-Departmental Funds Summary	500
Program Summary.....	501
Programs	501
Courthouse Square Debt Service Program	502
PERS Debt Service Program	503
Capital Improvement Loans Program	504
MCBEE (Marion County Business Enterprise Enhancement) Program	505
General Fund Program	506
County Schools Program.....	508
Criminal Justice Assessments Program.....	509
Non-Departmental Grants Program	510
Tax Title Land Sales Program.....	511
Veterans Services Program	512
Rainy Day Reserve Program	513
Self-Insurance Program.....	514
Non-Departmental Funds Resources Detail.....	515
General Fund	515
Non-Departmental Grants Fund.....	517
Tax Title Land Sales Fund.....	517
Block Grant Fund.....	518
Criminal Justice Assessment Fund	518
County Schools Fund	518
Rainy Day Fund	519
Debt Service Fund	519
Central Service Fund	519
Self-Insurance Fund	520
Non-Departmental Funds Requirements Detail.....	521
General Fund	521
Non-Departmental Grants Fund.....	523
Tax Title Land Sales Fund.....	523
Block Grant Fund.....	526
Criminal Justice Assessment Fund	526
County Schools Fund	527
Rainy Day Fund	527
Debt Service Fund	527
Central Service Fund	527
Self-Insurance Fund	528

THIS PAGE HAS BEEN INTENTIONALLY LEFT BLANK

MARION COUNTY FY 2020-21 BUDGET
 BY NON-DEPARTMENTAL
 NON DEPARTMENTAL OPERATIONS

NON DEPARTMENTAL OPERATIONS



Non-Departmental Operations are programs and activities that are not part of any department’s specific budget, yet encompass various activities for the entire county. Non-Departmental Operations is made up of 12 currently budgeted programs and 10 funds, which are separated into the following five groups:

- 1) Debt Service accounts for repayment of debt for various capital improvement and renovation projects, as well as the payments on bonds issued to reduce Marion County’s portion of the PERS unfunded actuarial liability.
- 2) Non-Departmental Programs includes the county’s General Fund, accounting for the county’s property taxes and other general revenues and transfers to supplement budgets in other funds. Non-Departmental Programs also encompasses the MCBEE program, which is the county’s business enterprise enhancement program, to assist in standardizing business processes across the county.
- 3) Other Funds accounts for various intergovernmental revenues and grants that are transferred to specific programs and projects, such as the Non-Departmental Grants and Veterans Services Programs. Other Funds also includes revenue and expenditures for the Tax Title Land Sales Fund, which accounts for the distribution of money obtained from the sale of tax foreclosed property; Criminal Justice Assessment, including Court Security; and County Schools which distributes payments to school districts.
- 4) Reserves accounts for the Rainy Day Fund which was established by the Board of Commissioners to be used in a financial emergency.
- 5) Insurance includes the county’s Self Insurance Fund which is financed through assessments to the various departments to cover the costs of insurance premiums, claims, and reserves for future losses.

MARION COUNTY FY 2020-21 BUDGET
 BY NON-DEPARTMENTAL
 NON DEPARTMENTAL OPERATIONS

FUNDS					
Fund Name	FY 17-18 ACTUAL	FY 18-19 ACTUAL	FY 19-20 BUDGET	FY 20-21 ADOPTED	% of Total
RESOURCES					
FND 100 General Fund	31,294,743	34,694,473	27,525,252	25,665,844	29.2%
FND 115 Non Departmental Grants	1,070,462	1,278,673	1,196,014	1,144,975	1.3%
FND 155 Tax Title Land Sales	689,132	1,022,685	946,186	1,163,612	1.3%
FND 170 Block Grant	4,127	4,170	0	0	n.a
FND 185 Criminal Justice Assessment	1,627,980	1,521,630	1,464,037	1,398,139	1.6%
FND 210 County Schools	840,534	2,711,772	2,260,518	1,207,348	1.4%
FND 381 Rainy Day	2,264,231	2,299,308	2,323,408	2,331,790	2.7%
FND 410 Debt Service	9,213,950	11,359,179	11,592,524	12,270,031	14.0%
FND 580 Central Services	45,609	45,119	125,712	342,645	0.4%
FND 585 Self Insurance	37,448,609	39,253,532	42,850,287	42,312,144	48.2%
TOTAL RESOURCES	84,499,378	94,190,541	90,283,938	87,836,528	100.0%
REQUIREMENTS					
FND 100 General Fund	15,782,479	18,839,908	27,525,252	25,665,844	29.2%
FND 115 Non Departmental Grants	332,570	480,000	1,196,014	1,144,975	1.3%
FND 155 Tax Title Land Sales	195,603	320,463	946,186	1,163,612	1.3%
FND 170 Block Grant	0	4,170	0	0	n.a
FND 185 Criminal Justice Assessment	799,809	818,278	1,464,037	1,398,139	1.6%
FND 210 County Schools	421,456	1,300,254	2,260,518	1,207,348	1.4%
FND 381 Rainy Day	0	0	2,323,408	2,331,790	2.7%
FND 410 Debt Service	7,620,291	8,427,166	11,592,524	12,270,031	14.0%
FND 580 Central Services	45,609	45,119	125,712	342,645	0.4%
FND 585 Self Insurance	26,011,923	26,618,170	42,850,287	42,312,144	48.2%
TOTAL REQUIREMENTS	51,209,740	56,853,527	90,283,938	87,836,528	100.0%

MARION COUNTY FY 2020-21 BUDGET
 BY NON-DEPARTMENTAL
 NON DEPARTMENTAL OPERATIONS

PROGRAMS					
	FY 17-18 ACTUAL	FY 18-19 ACTUAL	FY 19-20 BUDGET	FY 20-21 ADOPTED	+/- %
RESOURCES					
Courthouse Square Debt Svc	1,519,825	1,550,700	1,543,100	1,544,625	0.1%
PERS Debt Service	5,995,161	7,527,225	7,768,170	8,444,152	8.7%
Capital Improvement Loans	1,698,964	2,281,254	2,281,254	2,281,254	0.0%
MCBEE	45,609	45,119	125,712	342,645	172.6%
General Fund	31,294,743	34,694,473	27,525,252	25,665,844	-6.8%
County Schools	840,534	2,711,772	2,260,518	1,207,348	-46.6%
Criminal Justice Assessments	1,627,980	1,521,630	1,464,037	1,398,139	-4.5%
Non Departmental Grants	911,790	985,635	902,585	851,546	-5.7%
Tax Title Land Sales	689,132	1,022,685	946,186	1,163,612	23.0%
Veterans Services	162,799	297,208	293,429	293,429	0.0%
Rainy Day Reserve	2,264,231	2,299,308	2,323,408	2,331,790	0.4%
Self Insurance	37,448,609	39,253,532	42,850,287	42,312,144	-1.3%
TOTAL RESOURCES	84,499,378	94,190,541	90,283,938	87,836,528	-2.7%
REQUIREMENTS					
Courthouse Square Debt Svc	1,519,825	1,550,700	1,543,100	1,544,625	0.1%
PERS Debt Service	4,401,502	4,595,212	7,768,170	8,444,152	8.7%
Capital Improvement Loans	1,698,964	2,281,254	2,281,254	2,281,254	0.0%
MCBEE	45,609	45,119	125,712	342,645	172.6%
General Fund	15,782,479	18,839,908	27,525,252	25,665,844	-6.8%
County Schools	421,456	1,300,254	2,260,518	1,207,348	-46.6%
Criminal Justice Assessments	799,809	818,278	1,464,037	1,398,139	-4.5%
Non Departmental Grants	238,309	204,668	902,585	851,546	-5.7%
Tax Title Land Sales	195,603	320,463	946,186	1,163,612	23.0%
Veterans Services	94,261	279,502	293,429	293,429	0.0%
Rainy Day Reserve	0	0	2,323,408	2,331,790	0.4%
Self Insurance	26,011,923	26,618,170	42,850,287	42,312,144	-1.3%
TOTAL REQUIREMENTS	51,209,740	56,853,527	90,283,938	87,836,528	-2.7%

MARION COUNTY FY 2020-21 BUDGET
 BY NON-DEPARTMENTAL
 NON DEPARTMENTAL OPERATIONS

Courthouse Square Debt Svc Program

- In December 1998, Marion County sold Certificates of Participation to fund a portion of the county's share of development, design and construction costs for Courthouse Square. In May 2005, the county issued Full Faith and Credit Refunding Obligations to advance refund the outstanding certificates of participation.
- The principal amount of the original certificates was \$22 million, and the outstanding principal on the refunding obligations was \$5.4 million as of June 30, 2019.
- Principal payments are due annually through June 1, 2023; interest is payable in December and June of each year.

Program Summary

Non Departmental Operations	Program: Courthouse Square Debt Svc				
	FY 17-18 ACTUAL	FY 18-19 ACTUAL	FY 19-20 BUDGET	FY 20-21 ADOPTED	+/- %
RESOURCES					
Interest	8	128	0	0	n.a.
General Fund Transfers	1,519,817	1,550,572	1,543,100	1,544,625	0.1%
TOTAL RESOURCES	1,519,825	1,550,700	1,543,100	1,544,625	0.1%
REQUIREMENTS					
Debt Service Principal	1,100,000	1,190,000	1,245,000	1,315,000	5.6%
Debt Service Interest	419,825	360,700	298,100	229,625	-23.0%
TOTAL REQUIREMENTS	1,519,825	1,550,700	1,543,100	1,544,625	0.1%

Courthouse Square Debt Svc Program Budget Justification

RESOURCES

Resources consist of General Fund Transfers to meet the expected annual debt service requirements for the Courthouse Square refunding obligations.

REQUIREMENTS

Debt service principal and interest consist of scheduled payments for FY 2020-21.

MARION COUNTY FY 2020-21 BUDGET
 BY NON-DEPARTMENTAL
 NON DEPARTMENTAL OPERATIONS

PERS Debt Service Program

- Marion County issued Limited Tax Pension Obligations in 2002 and 2004 and transferred the net proceeds to the State of Oregon Public Employees Retirement System (PERS) to provide for the county's unfunded actuarial liability.
- Outstanding principal on the bonds was \$35.4 million as of June 30, 2019, which includes \$1.2 million of deferred interest on the 2002 obligation. Outstanding principal, net of the deferred interest, is \$34.2 million.
- Principal payments are due annually through June 1, 2028; interest is payable in December and June of each year.

Program Summary

Non Departmental Operations	Program: PERS Debt Service				
	FY 17-18 ACTUAL	FY 18-19 ACTUAL	FY 19-20 BUDGET	FY 20-21 ADOPTED	+/- %
RESOURCES					
Admin Cost Recovery	4,758,866	5,906,609	4,819,557	5,226,269	8.4%
Interest	16,597	26,957	16,600	27,000	62.7%
Net Working Capital	1,219,698	1,593,659	2,932,013	3,190,883	8.8%
TOTAL RESOURCES	5,995,161	7,527,225	7,768,170	8,444,152	8.7%
REQUIREMENTS					
Debt Service Principal	2,085,000	2,320,000	2,570,000	2,840,000	10.5%
Debt Service Interest	2,316,502	2,275,212	2,227,092	2,166,924	-2.7%
Ending Fund Balance	0	0	2,971,078	3,437,228	15.7%
TOTAL REQUIREMENTS	4,401,502	4,595,212	7,768,170	8,444,152	8.7%

PERS Debt Service Program Budget Justification

RESOURCES

Resources are primarily comprised of Administrative Cost Recovery from internal assessments to departments calculated as a percentage of salaries and wages with the intent of generating sufficient resources to provide for the current year debt service.

REQUIREMENTS

The increase in the PERS debt service program budget is a result of increasing principal payments, consistent with the scheduled payments, and an increase in Ending Fund Balance, in anticipation of increasing costs over the next several years.

MARION COUNTY FY 2020-21 BUDGET
 BY NON-DEPARTMENTAL
 NON DEPARTMENTAL OPERATIONS

Capital Improvement Loans Program

- In October 2013, Marion County obtained a \$9,950,000 loan to finance major capital projects. Principal and interest payments are due quarterly through October 2028; annual payments total \$882,277.
- In July 2016, the county obtained a second bank loan of \$9,950,000 to finance additional major capital projects. Principal and interest payments are due quarterly through June 2030; annual payments total \$816,687.
- In June 2018, the county obtained another loan of \$5,000,000 to finance additional capital projects. Principal and interest payments are due semiannually through June 2028; annual payments total \$582,290.

Program Summary

Non Departmental Operations

Program: Capital Improvement Loans

	FY 17-18 ACTUAL	FY 18-19 ACTUAL	FY 19-20 BUDGET	FY 20-21 ADOPTED	+/- %
RESOURCES					
General Fund Transfers	1,330,702	1,783,914	1,783,914	1,783,914	0.0%
Other Fund Transfers	368,262	497,340	497,340	497,340	0.0%
TOTAL RESOURCES	1,698,964	2,281,254	2,281,254	2,281,254	0.0%
REQUIREMENTS					
Debt Service Principal	1,261,522	1,740,544	1,776,419	1,824,267	2.7%
Debt Service Interest	437,442	540,710	504,835	456,987	-9.5%
TOTAL REQUIREMENTS	1,698,964	2,281,254	2,281,254	2,281,254	0.0%

Capital Improvement Loans Program Budget Justification

RESOURCES

Total resources represent the amount required to meet the annual debt service payments. Resources consist of the following: 1) General Fund Transfers, 2) \$368,262 transfer from Health and Human Services Fund for their portion of the 2013 loan for the remodeling of the Health and Human Services building, and 3) \$129,078 transfer from the Community Corrections Fund for their portion of the 2016 loan for the construction of the Public Safety Building.

REQUIREMENTS

Debt service principal and interest amounts consist of scheduled payments for FY 2020-21.

MARION COUNTY FY 2020-21 BUDGET
 BY NON-DEPARTMENTAL
 NON DEPARTMENTAL OPERATIONS

MCBEE Program

- The Marion County Business Enterprise Enhancement program, also known as MCBEE, is an initiative to re-engineer and integrate county business processes and software infrastructure in order to provide meaningful information for management to make informed decisions and ensure accountability.
- Ensures that Marion County takes full advantage of its Oracle Enterprise Resource Planning software and the business practices it supports.

Program Summary

Non Departmental Operations					Program: MCBEE
	FY 17-18 ACTUAL	FY 18-19 ACTUAL	FY 19-20 BUDGET	FY 20-21 ADOPTED	+/- %
RESOURCES					
Admin Cost Recovery	45,609	45,119	125,712	342,645	172.6%
TOTAL RESOURCES	45,609	45,119	125,712	342,645	172.6%
REQUIREMENTS					
Materials and Services	42,187	38,119	120,000	340,200	183.5%
Administrative Charges	3,422	7,000	5,712	2,445	-57.2%
TOTAL REQUIREMENTS	45,609	45,119	125,712	342,645	172.6%

MCBEE Program Budget Justification

RESOURCES

Resources for the MCBEE Program are Administrative Cost Recovery in the amount of \$342,645. This is a net increase of \$216,933 from FY 2019-20. Each year, projects for the Oracle Financial Information Management System (FIMS) are identified and a funding plan is developed for those projects. These funds are allocated for projects outlined in Requirements below.

REQUIREMENTS

\$340,200 in Materials and Services is budgeted for FY 2020-21 projects related to the Oracle system: consulting services of \$75,000 to support subject matter experts during testing and implementation of the Oracle E-Business Suite upgrade to version 12.2, and consulting services of \$265,200 for conversion of reports from Reporting Workbench (RWB) to SQL Server Reporting Services (SSRS).

MARION COUNTY FY 2020-21 BUDGET
BY NON-DEPARTMENTAL
NON DEPARTMENTAL OPERATIONS

General Fund Program

- A non-departmental program that is part of the General Fund; expenditures that are not assigned to specific departments are categorized as non-departmental.
- Provides services including a contribution to the United States Department of Agriculture for the predatory animal program, contribution to the Water Master program, and consulting services for studies and plans of a broad nature benefiting multiple departments.
- Provides General Fund Transfers Out to supplement the budgets of other funds for special purposes.
- Provides funding for General Fund Contingency, Reserve for Future Expenditure, and Ending Fund Balance.

Program Summary

Non Departmental Operations	Program: General Fund				
	FY 17-18 ACTUAL	FY 18-19 ACTUAL	FY 19-20 BUDGET	FY 20-21 ADOPTED	+/- %
RESOURCES					
Taxes	69,999,101	74,642,137	76,366,878	78,843,460	3.2%
Licenses and Permits	59,275	58,700	65,000	60,000	-7.7%
Intergovernmental Federal	901,549	789,511	611,000	438,000	-28.3%
Intergovernmental State	4,508,647	6,289,765	4,729,538	4,279,632	-9.5%
Charges for Services	3,285,209	3,199,657	2,752,023	3,014,950	9.6%
Fines and Forfeitures	240	0	0	0	n.a.
Interest	875,738	1,103,005	850,000	850,000	0.0%
Other Revenues	33,850	29,357	32,000	11,000	-65.6%
General Fund Transfers	(63,247,756)	(67,034,092)	(74,010,752)	(76,774,537)	3.7%
Other Fund Transfers	147,557	104,170	275,000	275,000	0.0%
Net Working Capital	14,731,332	15,512,264	15,854,565	14,668,339	-7.5%
TOTAL RESOURCES	31,294,743	34,694,473	27,525,252	25,665,844	-6.8%
REQUIREMENTS					
Materials and Services	768,236	839,016	3,364,551	2,174,093	-35.4%
Administrative Charges	717,434	739,952	864,889	867,516	0.3%
Transfers Out	14,296,809	17,260,940	14,661,130	10,782,600	-26.5%
Contingency	0	0	1,104,154	2,226,435	101.6%
Reserve for Future Expenditure	0	0	0	2,122,230	n.a.
Ending Fund Balance	0	0	7,530,528	7,492,970	-0.5%
TOTAL REQUIREMENTS	15,782,479	18,839,908	27,525,252	25,665,844	-6.8%

General Fund Program Budget Justification

RESOURCES

Property taxes comprise of 84% of all General Fund revenues. Current property tax revenue of \$77,089,265 increased 3.6% over prior year estimate, which is lower than the prior year percentage increase due to the uncertainty in tax collections for FY 2020-21 as a result of COVID-19.

Intergovernmental Federal and State Revenues decreased due to the declining revenue projections for Secure Rural Schools and Chapter 530 Forest Distributions, respectively.

Charges for Services has increased over the prior year mainly due to the increased revenue in recording fees and work crew fees. The remaining Resources are consistent with the prior year.

MARION COUNTY FY 2020-21 BUDGET
BY NON-DEPARTMENTAL
NON DEPARTMENTAL OPERATIONS

REQUIREMENTS

Materials and Services has decreased, primarily from a reduction in consulting and contractual services. Planned activities in FY 2020-21 consist of the following: outside legal services, departmental audits, business process improvements, continuation of lobbying services, and potential costs responding to countywide emergencies. In addition, continued support for the Water Master and USDA Wildlife Services (county trapper) programs are included, as well as countywide dues and memberships, utilities for state courts and other non-departmental areas, department head and elected official training, and employee awards and recognition.

Transfers Out decreased \$3.2M, as there are no transfers planned for the Capital Improvement Projects Fund or Facility Renovation Fund for FY 2020-21. Carryover funding will be used to fund the majority of the capital projects.

Contingency is budgeted at 2.4% of adjusted Resources, which meets the county policy minimum of 1%. Reserve for Future Expenditures is new for FY 2020-21, for unanticipated expenses due to COVID-19. Ending Fund Balance is budgeted at 8% of adjusted Resources, which meets the county policy minimum of 5%.

MARION COUNTY FY 2020-21 BUDGET
 BY NON-DEPARTMENTAL
 NON DEPARTMENTAL OPERATIONS

County Schools Program

- Distributes special revenue in accordance with Oregon law, which specifies that a portion of state Chapter 530 Forest Rehabilitation revenue and certain Federal and state shared revenues are distributed to school districts in proportion to their resident average daily membership for the preceding fiscal year.

Program Summary

Non Departmental Operations	Program: County Schools				
	FY 17-18 ACTUAL	FY 18-19 ACTUAL	FY 19-20 BUDGET	FY 20-21 ADOPTED	+/- %
RESOURCES					
Intergovernmental Federal	292,950	260,595	50,000	235,000	370.0%
Intergovernmental State	345,042	2,022,822	794,000	377,303	-52.5%
Interest	3,212	9,277	5,000	7,500	50.0%
Net Working Capital	199,331	419,079	1,411,518	587,545	-58.4%
TOTAL RESOURCES	840,534	2,711,772	2,260,518	1,207,348	-46.6%
REQUIREMENTS					
Special Payments	421,456	1,300,254	2,260,518	1,207,348	-46.6%
TOTAL REQUIREMENTS	421,456	1,300,254	2,260,518	1,207,348	-46.6%

County Schools Program Budget Justification

RESOURCES

Intergovernmental Federal revenues for Secure Rural Schools are anticipated to be reauthorized for FY 2020-21 for \$235,000.

Intergovernmental State revenues comprise of State Electric Coop Tax of \$95,000, Private Rail Car Tax of \$2,750, and Chapter 530 Forest Rehabilitation for \$279,553, which is reduced by \$420,000 from the previous year in accordance with projections for FY 2020-21.

Net Working Capital reduction is due to more resources being distributed in the current year, therefore less carryover into FY 2020-21.

REQUIREMENTS

All Resources are expected to be distributed to school districts in accordance with Oregon statute.

MARION COUNTY FY 2020-21 BUDGET
BY NON-DEPARTMENTAL
NON DEPARTMENTAL OPERATIONS

Criminal Justice Assessments Program

- This program is funded by a portion of court fines and allocation from the State of Oregon in accordance with ORS 153.660.
- 60% may be used for drug and alcohol programs and for the costs of planning, operating and maintaining county juvenile and adult corrections programs and facilities, and the remaining 40% is to be used for court security services and improvements in buildings containing court facilities.

Program Summary

Non Departmental Operations

Program: Criminal Justice Assessments

	FY 17-18 ACTUAL	FY 18-19 ACTUAL	FY 19-20 BUDGET	FY 20-21 ADOPTED	+/- %
RESOURCES					
Fines and Forfeitures	704,012	681,485	747,065	759,061	1.6%
Interest	9,475	11,974	13,620	12,627	-7.3%
Net Working Capital	914,493	828,170	703,352	626,451	-10.9%
TOTAL RESOURCES	1,627,980	1,521,630	1,464,037	1,398,139	-4.5%
REQUIREMENTS					
Materials and Services	339,224	287,709	312,320	317,490	1.7%
Administrative Charges	6,070	6,180	5,332	5,241	-1.7%
Transfers Out	454,515	524,388	504,462	512,100	1.5%
Contingency	0	0	33,691	92,062	173.3%
Ending Fund Balance	0	0	608,232	471,246	-22.5%
TOTAL REQUIREMENTS	799,809	818,278	1,464,037	1,398,139	-4.5%

Criminal Justice Assessments Program Budget Justification

RESOURCES

Resources include a direct allocation from the State of Oregon, and a portion of court fines from state, county and local jurisdictions. Net Working Capital continues to decline as funds are used to cover court security costs that exceed current revenues.

REQUIREMENTS

Activities in this program include: (1) Transfers to the General Fund for Jail Operations, the Juvenile Grants Fund for Alternative Programs, and the Community Corrections Fund; and (2) Court Security. Materials and Services are primarily for security services at Juvenile, Jail and Courthouse and associated equipment maintenance.

Contingency is budgeted for unforeseen court security expenditures authorized by the Court Security Committee during the fiscal year. Ending Fund Balance for court security has reduced, as reserves are being used to maintain services and equipment.

MARION COUNTY FY 2020-21 BUDGET
BY NON-DEPARTMENTAL
NON DEPARTMENTAL OPERATIONS

Non Departmental Grants Program

- This program includes one special revenue fund that accounts for federal, state and local grants that are not granted to specific county departments.
- These grants are generally distributed to county departments and/or outside agencies and organizations that have submitted proposals for projects using the grant funds.

Program Summary

Non Departmental Operations	Program: Non Departmental Grants				
	FY 17-18 ACTUAL	FY 18-19 ACTUAL	FY 19-20 BUDGET	FY 20-21 ADOPTED	+/- %
RESOURCES					
Intergovernmental Federal	241,414	250,171	110,413	104,892	-5.0%
Intergovernmental State	50,000	50,000	0	50,000	n.a.
Interest	7,372	11,982	11,205	10,005	-10.7%
Other Revenues	400	0	0	0	n.a.
General Fund Transfers	0	0	0	10,000	n.a.
Net Working Capital	612,604	673,481	780,967	676,649	-13.4%
TOTAL RESOURCES	911,790	985,635	902,585	851,546	-5.7%
REQUIREMENTS					
Materials and Services	178,754	183,425	0	60,000	n.a.
Transfers Out	59,554	21,243	225,936	215,238	-4.7%
Contingency	0	0	67,000	79,155	18.1%
Ending Fund Balance	0	0	609,649	497,153	-18.5%
TOTAL REQUIREMENTS	238,309	204,668	902,585	851,546	-5.7%

Non Departmental Grants Program Budget Justification

RESOURCES

There is a small amount of Intergovernmental Federal revenues budgeted in Secure Rural Schools Title III funds for FY 2020-21. Intergovernmental State revenues of \$50,000 are for the Court Care program established in 2017. Interest earnings are estimated at \$10,005. General Fund Transfer of \$10,000 is for the Court Care program.

The Net Working Capital balance of \$676,649 represents the balance of reauthorized Secure Rural School Title III funds that are utilized for forest patrol and search and rescue efforts through the Sheriff's Office.

REQUIREMENTS

There are \$60,000 in Materials and Services for the Court Care Program, which is a daycare program housed with a non-profit provider for families attending court proceedings.

Transfers Out of \$215,238 include \$175,238 for forest patrol, and \$40,000 for search and rescue programs in the Sheriff's Office. Recent legislation expanded the use of reauthorized Secure Rural School Title III funds, allowing use of the funds previously dedicated to search and rescue for forest patrol and other emergency services.

Contingency of \$79,155 is for unanticipated search and rescue activities that may arise during the fiscal year. Ending Fund Balance of \$497,153 is restricted to forest patrol and search and rescue programs.

MARION COUNTY FY 2020-21 BUDGET
 BY NON-DEPARTMENTAL
 NON DEPARTMENTAL OPERATIONS

Tax Title Land Sales Program

- The program includes the Tax Title Land Sales Fund, a special revenue fund under the administration of the Finance Department.
- Coordinates management of real property held by the county as a result of tax foreclosure.
- Collects revenue through the sale of tax foreclosed properties and loan repayments from existing property loans granted on the sale of foreclosed property.
- Foreclosed property sales proceeds are distributed to the county's taxing districts annually.

Program Summary

Non Departmental Operations	Program: Tax Title Land Sales				
	FY 17-18 ACTUAL	FY 18-19 ACTUAL	FY 19-20 BUDGET	FY 20-21 ADOPTED	+/- %
RESOURCES					
Charges for Services	155,814	401,432	200,000	300,000	50.0%
Interest	27,890	23,137	17,244	97,800	467.2%
Other Revenues	291,018	104,586	26,720	103,500	287.4%
Net Working Capital	214,411	493,530	702,222	662,312	-5.7%
TOTAL RESOURCES	689,132	1,022,685	946,186	1,163,612	23.0%
REQUIREMENTS					
Materials and Services	29,010	121,644	122,300	90,955	-25.6%
Administrative Charges	9,344	9,420	21,310	22,155	4.0%
Special Payments	110,000	150,000	450,842	732,133	62.4%
Transfers Out	47,249	39,399	90,000	79,686	-11.5%
Contingency	0	0	50,000	50,000	0.0%
Ending Fund Balance	0	0	211,734	188,683	-10.9%
TOTAL REQUIREMENTS	195,603	320,463	946,186	1,163,612	23.0%

Tax Title Land Sales Program Budget Justification

RESOURCES

Charges for Services is the anticipated revenue from foreclosed property sales for FY 2020-21. Projections of loan principal and interest payments are higher due to new contracts. In addition, Net Working Capital is anticipated to be lower than in the previous year due to increased property cleanup expenditures and distributions to taxing districts.

REQUIREMENTS

Total requirements increased \$217,426 for FY 2020-21. Special Payments for distributions to taxing districts increased due to an increase in property sales compared to the prior fiscal year. Materials and Services decreased due to a reduction in cleaning and repair costs from several properties sold in the previous fiscal year. Transfers out decreased to reflect the payroll costs of the Property Coordinator.

MARION COUNTY FY 2020-21 BUDGET
 BY NON-DEPARTMENTAL
 NON DEPARTMENTAL OPERATIONS

Veterans Services Program

- The Marion County Veterans Services Program started in FY 2017-18.
- The program establishes a Veterans Services office in Marion County, administered through the Mid-Valley Community Action Agency. Services are provided to qualified veterans, spouses, and dependents residing in Marion County.

Program Summary

Non Departmental Operations	Program: Veterans Services				
	FY 17-18 ACTUAL	FY 18-19 ACTUAL	FY 19-20 BUDGET	FY 20-21 ADOPTED	+/- %
RESOURCES					
Intergovernmental State	162,799	224,470	224,709	224,709	0.0%
General Fund Transfers	0	4,200	51,014	51,014	0.0%
Net Working Capital	0	68,538	17,706	17,706	0.0%
TOTAL RESOURCES	162,799	297,208	293,429	293,429	0.0%
REQUIREMENTS					
Materials and Services	94,261	279,502	293,429	293,429	0.0%
TOTAL REQUIREMENTS	94,261	279,502	293,429	293,429	0.0%

Veterans Services Program Budget Justification

RESOURCES

Resources received for this program are a combination of state funding through an intergovernmental agreement with the Oregon Department of Veterans' Affairs, a transfer from the General Fund and Net Working Capital.

REQUIREMENTS

Materials and Services for this program represent contracted services with Mid-Willamette Valley Community Action Agency to administer the program. Estimated expenditures remain the same for FY 2020-21.

MARION COUNTY FY 2020-21 BUDGET
 BY NON-DEPARTMENTAL
 NON DEPARTMENTAL OPERATIONS

Rainy Day Reserve Program

- This program is located in the Rainy Day Fund established by the Board of Commissioners.
- Provides non-routine funding to meet the needs of the county in the event of natural or manmade disaster, labor disputes, or financial emergencies, and to stabilize increases in PERS contribution rates or otherwise reduce the county's PERS obligations.

Program Summary

Non Departmental Operations	Program: Rainy Day Reserve				
	FY 17-18 ACTUAL	FY 18-19 ACTUAL	FY 19-20 BUDGET	FY 20-21 ADOPTED	+/- %
RESOURCES					
Interest	24,117	35,077	24,100	26,100	8.3%
Net Working Capital	2,240,114	2,264,231	2,299,308	2,305,690	0.3%
TOTAL RESOURCES	2,264,231	2,299,308	2,323,408	2,331,790	0.4%
REQUIREMENTS					
Reserve for Future Expenditure	0	0	2,323,408	2,331,790	0.4%
TOTAL REQUIREMENTS	0	0	2,323,408	2,331,790	0.4%

Rainy Day Reserve Program Budget Justification

RESOURCES

Net Working Capital continues to build slightly as a small amount of interest income is added each year.

REQUIREMENTS

All resources are reserved for future use.

MARION COUNTY FY 2020-21 BUDGET
 BY NON-DEPARTMENTAL
 NON DEPARTMENTAL OPERATIONS

Self Insurance Program

- The Self Insurance Program is an internal service fund that derives its revenues through assessments to departments. The program is maintained to pay the costs of county insurance premiums and self-insured claims, including general liability, auto liability, workers compensation, medical, dental, life, long-term disability, and unemployment. Reserves are held in the fund to cover future liabilities, contingency, and catastrophic losses.
- The Self Insurance Program is managed using actuarially sound principles. An updated actuarial study was completed in September 2018. The study is used for the county's comprehensive annual financial report and as part of the mandatory filing with the Oregon State Insurance Division for the county's certificate of self-insurance.

Program Summary

Non Departmental Operations	Program: Self Insurance				
	FY 17-18 ACTUAL	FY 18-19 ACTUAL	FY 19-20 BUDGET	FY 20-21 ADOPTED	+/- %
RESOURCES					
Charges for Services	26,624,327	27,444,566	29,977,200	29,956,797	-0.1%
Interest	94,903	145,964	222,725	132,177	-40.7%
Settlements	24,855	226,316	15,000	10,000	-33.3%
Net Working Capital	10,704,524	11,436,686	12,635,362	12,213,170	-3.3%
TOTAL RESOURCES	37,448,609	39,253,532	42,850,287	42,312,144	-1.3%
REQUIREMENTS					
Materials and Services	25,829,452	26,395,180	30,497,400	30,329,420	-0.6%
Administrative Charges	157,471	222,989	200,000	169,000	-15.5%
Transfers Out	25,000	0	0	0	n.a.
Contingency	0	0	1,930,617	3,090,000	60.1%
Ending Fund Balance	0	0	10,222,270	8,723,724	-14.7%
TOTAL REQUIREMENTS	26,011,923	26,618,170	42,850,287	42,312,144	-1.3%

Self Insurance Program Budget Justification

RESOURCES

Charges for Services are charges to departments for insurance benefits. Net Working Capital is associated primarily with liability, workers' compensation, and general reserves. Unexpended funds are carried over from year-to-year, to provide sufficient resources in the event of large claims outside of normal estimated claims based on actuarial projections.

REQUIREMENTS

Requirements are expected to remain relatively similar to the prior year. Contingency increased \$1,000,000 for any unanticipated expenses in FY 2020-21 and ending fund balance was reduced to help offset the increase in Contingency.

MARION COUNTY FY 2020-21 BUDGET
BY NON-DEPARTMENTAL
NON DEPARTMENTAL OPERATIONS

Resources by Fund Detail						
100 - General Fund	Actual FY 17-18	Actual FY 18-19	Budget FY 19-20	Proposed FY 20-21	Approved FY 20-21	Adopted FY 20-21
Taxes						
311100 Property Taxes Current Year	68,409,263	71,564,386	74,410,488	77,089,265	77,089,265	77,089,265
311200 Property Taxes Prior Years	945,542	2,402,691	1,030,000	825,000	825,000	825,000
311300 Prop Tx Interest and Penalties	292,754	326,989	300,000	300,000	300,000	300,000
312200 Franchise Fees Cable TV	344,836	340,844	475,920	476,295	476,295	476,295
312201 Franchise Fees Cable PEG	0	0	142,940	142,900	142,900	142,900
312300 Severance Taxes	6,706	7,226	7,530	10,000	10,000	10,000
Taxes Total	69,999,101	74,642,137	76,366,878	78,843,460	78,843,460	78,843,460
Licenses and Permits						
321000 Marriage Licenses	59,275	58,700	65,000	60,000	60,000	60,000
Licenses and Permits Total	59,275	58,700	65,000	60,000	60,000	60,000
Intergovernmental Federal						
331001 Payment in Lieu of Taxes	419,532	411,171	85,000	85,000	85,000	85,000
331010 Secure Rural Schools Title I	196,224	375,259	498,000	350,000	350,000	350,000
331016 DOI BLM O and C Lands Act	285,785	0	0	0	0	0
331222 Oregon Housing Community Svcs	0	3,030	3,000	3,000	3,000	3,000
331990 Other Federal Revenues	8	51	25,000	0	0	0
Intergovernmental Federal Total	901,549	789,511	611,000	438,000	438,000	438,000
Intergovernmental State						
332010 Chapter 530 Forest Rehab	374,147	2,834,395	1,025,000	410,012	410,012	410,012
332011 OLCC General	1,850,771	1,956,952	2,044,325	2,201,738	2,201,738	2,201,738
332014 Cigarette Tax	286,591	270,678	280,720	280,439	280,439	280,439
332015 Electric Coop Tax	170,999	179,450	171,000	180,000	180,000	180,000
332016 Amusement Devise Tax	74,846	75,427	75,000	50,000	50,000	50,000
332017 Private Rail Car Tax	2,904	4,211	4,000	4,000	4,000	4,000
332019 County Assmt Funding CAFFA	1,032,257	960,961	1,103,493	1,103,493	1,103,493	1,103,493
332990 Other State Revenues	716,131	7,691	26,000	49,950	49,950	49,950
Intergovernmental State Total	4,508,647	6,289,765	4,729,538	4,279,632	4,279,632	4,279,632
Charges for Services						
341042 Marion Cty Justice Court Fees	544,864	482,327	500,000	500,000	500,000	500,000
341070 Filing Fees	40,287	45,993	40,000	40,000	40,000	40,000
341080 Recording Fees	1,476,846	1,420,178	1,200,000	1,500,000	1,500,000	1,500,000
341090 Passport Application Fees	140,465	146,880	100,000	125,000	125,000	125,000
341100 Assessment and Taxation Fees	32,180	29,184	30,000	30,000	30,000	30,000
341110 Corner Restoration Record Fees	0	(171)	0	0	0	0
341170 Witness Fees	0	0	500	500	500	500
341400 Tax Collector Fees	82,671	89,584	145,000	100,000	100,000	100,000

MARION COUNTY FY 2020-21 BUDGET
 BY NON-DEPARTMENTAL
 NON DEPARTMENTAL OPERATIONS

100 - General Fund	Actual FY 17-18	Actual FY 18-19	Budget FY 19-20	Proposed FY 20-21	Approved FY 20-21	Adopted FY 20-21
Charges for Services						
341420 Assessor Fees	39,563	41,094	25,000	75,000	75,000	75,000
341430 Copy Machine Fees	202,682	209,360	0	15,000	15,000	15,000
341630 Service Charges	0	0	300	500	500	500
341635 Returned Check Fees	595	550	100	100	100	100
341680 Discovery Fees	0	0	195,000	155,000	155,000	155,000
341720 Appeal Fees	2,550	1,775	5,000	2,000	2,000	2,000
341820 County Clerk Records Fees	0	(18)	0	0	0	0
341840 Work Crew Fees	0	100,393	100,000	105,000	105,000	105,000
341940 Declaration Domestic Partners	75	150	200	200	200	200
341952 Styrofoam Recycling	0	24,510	33,895	27,000	27,000	27,000
341955 Wood and Compost Sales	0	37,733	60,000	48,000	48,000	48,000
342200 Property Leases	0	0	10,378	5,000	5,000	5,000
342310 Parking Permits	247,582	247,627	226,000	226,000	226,000	226,000
342910 Public Records Request Charges	527	389	150	150	150	150
344100 Election Reimbursements	431,300	284,086	50,000	50,000	50,000	50,000
344300 Restitution	0	0	500	500	500	500
344999 Other Reimbursements	8,581	1,873	30,000	10,000	10,000	10,000
347501 Comm Svcs to Other Agencies	34,442	36,162	0	0	0	0
Charges for Services Total	3,285,209	3,199,657	2,752,023	3,014,950	3,014,950	3,014,950
Fines and Forfeitures						
351600 Liquor Control Fines	240	0	0	0	0	0
Fines and Forfeitures Total	240	0	0	0	0	0
Interest						
361000 Investment Earnings	421,217	646,414	350,000	450,000	450,000	450,000
365000 Investment Fee	454,521	456,592	500,000	400,000	400,000	400,000
Interest Total	875,738	1,103,005	850,000	850,000	850,000	850,000
Other Revenues						
371000 Miscellaneous Income	33,032	29,563	30,000	10,000	10,000	10,000
371100 Recoveries from Collections	0	93	0	0	0	0
372000 Over and Short	818	(299)	2,000	1,000	1,000	1,000
Other Revenues Total	33,850	29,357	32,000	11,000	11,000	11,000
General Fund Transfers						
381100 Transfer from General Fund	(63,247,756)	(67,034,092)	(74,010,752)	(76,774,537)	(76,774,537)	(76,774,537)
General Fund Transfers Total	(63,247,756)	(67,034,092)	(74,010,752)	(76,774,537)	(76,774,537)	(76,774,537)
Other Fund Transfers						
381170 Transfer from CD Block Grants	0	4,170	0	0	0	0
381255 Xfr from Traffic Safety Team	100,000	100,000	275,000	275,000	275,000	275,000

MARION COUNTY FY 2020-21 BUDGET
BY NON-DEPARTMENTAL
NON DEPARTMENTAL OPERATIONS

100 - General Fund	Actual FY 17-18	Actual FY 18-19	Budget FY 19-20	Proposed FY 20-21	Approved FY 20-21	Adopted FY 20-21
Other Fund Transfers						
381270 Transfer from County Fair	47,557	0	0	0	0	0
Other Fund Transfers Total	147,557	104,170	275,000	275,000	275,000	275,000
Net Working Capital						
392000 Net Working Capital Unrestr	14,731,332	15,512,264	15,854,565	14,668,339	14,668,339	14,668,339
Net Working Capital Total	14,731,332	15,512,264	15,854,565	14,668,339	14,668,339	14,668,339
General Fund Total	31,294,743	34,694,473	27,525,252	25,665,844	25,665,844	25,665,844
115 - Non Departmental Grants	Actual FY 17-18	Actual FY 18-19	Budget FY 19-20	Proposed FY 20-21	Approved FY 20-21	Adopted FY 20-21
Intergovernmental Federal						
331011 Secure Rural Schools Title II	128,754	133,425	0	0	0	0
331012 Secure Rural Schools Title III	112,660	116,747	110,413	104,892	104,892	104,892
Intergovernmental Federal Total	241,414	250,171	110,413	104,892	104,892	104,892
Intergovernmental State						
332085 Oregon Dept Veterans Affairs	162,799	219,770	221,709	221,709	221,709	221,709
332990 Other State Revenues	50,000	54,700	3,000	53,000	53,000	53,000
Intergovernmental State Total	212,799	274,470	224,709	274,709	274,709	274,709
Interest						
361000 Investment Earnings	7,332	11,939	11,205	10,005	10,005	10,005
Interest Total	7,332	11,939	11,205	10,005	10,005	10,005
General Fund Transfers						
381100 Transfer from General Fund	0	4,200	51,014	61,014	61,014	61,014
General Fund Transfers Total	0	4,200	51,014	61,014	61,014	61,014
Net Working Capital						
391000 Net Working Capital Restricted	608,917	737,892	798,673	694,355	694,355	694,355
Net Working Capital Total	608,917	737,892	798,673	694,355	694,355	694,355
Non Departmental Grants Total	1,070,462	1,278,673	1,196,014	1,144,975	1,144,975	1,144,975
155 - Tax Title Land Sales	Actual FY 17-18	Actual FY 18-19	Budget FY 19-20	Proposed FY 20-21	Approved FY 20-21	Adopted FY 20-21
Charges for Services						
341430 Copy Machine Fees	0	20	0	0	0	0
345200 Foreclosed Property Sales	155,814	401,412	200,000	300,000	300,000	300,000
Charges for Services Total	155,814	401,432	200,000	300,000	300,000	300,000
Interest						
361000 Investment Earnings	4,906	7,050	3,500	8,000	8,000	8,000
364900 Loan Repayment Interest	22,984	16,087	13,744	89,800	89,800	89,800
Interest Total	27,890	23,137	17,244	97,800	97,800	97,800
Other Revenues						
374900 Loan Repayment Principal	291,018	104,586	26,720	103,500	103,500	103,500
Other Revenues Total	291,018	104,586	26,720	103,500	103,500	103,500

MARION COUNTY FY 2020-21 BUDGET
BY NON-DEPARTMENTAL
NON DEPARTMENTAL OPERATIONS

155 - Tax Title Land Sales	Actual FY 17-18	Actual FY 18-19	Budget FY 19-20	Proposed FY 20-21	Approved FY 20-21	Adopted FY 20-21
Net Working Capital						
392000 Net Working Capital Unrestr	214,411	493,530	702,222	662,312	662,312	662,312
Net Working Capital Total	214,411	493,530	702,222	662,312	662,312	662,312
Tax Title Land Sales Total	689,132	1,022,685	946,186	1,163,612	1,163,612	1,163,612
170 - Block Grant	Actual FY 17-18	Actual FY 18-19	Budget FY 19-20	Proposed FY 20-21	Approved FY 20-21	Adopted FY 20-21
Interest						
361000 Investment Earnings	40	42	0	0	0	0
Interest Total	40	42	0	0	0	0
Other Revenues						
374100 Block Grant Loan Principal	400	0	0	0	0	0
Other Revenues Total	400	0	0	0	0	0
Net Working Capital						
392000 Net Working Capital Unrestr	3,687	4,127	0	0	0	0
Net Working Capital Total	3,687	4,127	0	0	0	0
Block Grant Total	4,127	4,170	0	0	0	0
185 - Criminal Justice Assessment	Actual FY 17-18	Actual FY 18-19	Budget FY 19-20	Proposed FY 20-21	Approved FY 20-21	Adopted FY 20-21
Fines and Forfeitures						
353100 County Assessments	510,557	439,273	504,462	512,100	512,100	512,100
353200 Court Security	193,454	242,212	242,603	246,961	246,961	246,961
Fines and Forfeitures Total	704,012	681,485	747,065	759,061	759,061	759,061
Interest						
361000 Investment Earnings	9,475	11,974	13,620	12,627	12,627	12,627
Interest Total	9,475	11,974	13,620	12,627	12,627	12,627
Net Working Capital						
392000 Net Working Capital Unrestr	914,493	828,170	703,352	626,451	626,451	626,451
Net Working Capital Total	914,493	828,170	703,352	626,451	626,451	626,451
Criminal Justice Assessment Total	1,627,980	1,521,630	1,464,037	1,398,139	1,398,139	1,398,139
210 - County Schools	Actual FY 17-18	Actual FY 18-19	Budget FY 19-20	Proposed FY 20-21	Approved FY 20-21	Adopted FY 20-21
Intergovernmental Federal						
331010 Secure Rural Schools Title I	239,257	260,595	0	235,000	235,000	235,000
331015 USDA Forest Service	53,690	0	50,000	0	0	0
331990 Other Federal Revenues	3	0	0	0	0	0
Intergovernmental Federal Total	292,950	260,595	50,000	235,000	235,000	235,000
Intergovernmental State						
332010 Chapter 530 Forest Rehab	257,742	1,930,585	701,500	279,553	279,553	279,553
332015 Electric Coop Tax	85,372	89,590	90,000	95,000	95,000	95,000
332017 Private Rail Car Tax	1,928	2,646	2,500	2,750	2,750	2,750
Intergovernmental State Total	345,042	2,022,822	794,000	377,303	377,303	377,303

MARION COUNTY FY 2020-21 BUDGET
BY NON-DEPARTMENTAL
NON DEPARTMENTAL OPERATIONS

210 - County Schools	Actual FY 17-18	Actual FY 18-19	Budget FY 19-20	Proposed FY 20-21	Approved FY 20-21	Adopted FY 20-21
Interest						
361000 Investment Earnings	3,212	9,277	5,000	7,500	7,500	7,500
Interest Total	3,212	9,277	5,000	7,500	7,500	7,500
Net Working Capital						
392000 Net Working Capital Unrestr	199,331	419,079	1,411,518	587,545	587,545	587,545
Net Working Capital Total	199,331	419,079	1,411,518	587,545	587,545	587,545
County Schools Total	840,534	2,711,772	2,260,518	1,207,348	1,207,348	1,207,348
381 - Rainy Day	Actual FY 17-18	Actual FY 18-19	Budget FY 19-20	Proposed FY 20-21	Approved FY 20-21	Adopted FY 20-21
Interest						
361000 Investment Earnings	24,117	35,077	24,100	26,100	26,100	26,100
Interest Total	24,117	35,077	24,100	26,100	26,100	26,100
Net Working Capital						
392000 Net Working Capital Unrestr	2,240,114	2,264,231	2,299,308	2,305,690	2,305,690	2,305,690
Net Working Capital Total	2,240,114	2,264,231	2,299,308	2,305,690	2,305,690	2,305,690
Rainy Day Total	2,264,231	2,299,308	2,323,408	2,331,790	2,331,790	2,331,790
410 - Debt Service	Actual FY 17-18	Actual FY 18-19	Budget FY 19-20	Proposed FY 20-21	Approved FY 20-21	Adopted FY 20-21
Admin Cost Recovery						
412100 PERS Debt Service Assessments	4,758,866	5,906,609	4,819,557	5,226,269	5,226,269	5,226,269
Admin Cost Recovery Total	4,758,866	5,906,609	4,819,557	5,226,269	5,226,269	5,226,269
Interest						
361000 Investment Earnings	16,604	27,086	16,600	27,000	27,000	27,000
Interest Total	16,604	27,086	16,600	27,000	27,000	27,000
General Fund Transfers						
381100 Transfer from General Fund	2,850,520	3,334,486	3,327,014	3,328,539	3,328,539	3,328,539
General Fund Transfers Total	2,850,520	3,334,486	3,327,014	3,328,539	3,328,539	3,328,539
Other Fund Transfers						
381180 Transfer from Comm Corrections	0	129,078	129,078	129,078	129,078	129,078
381190 Transfer from Health	368,262	368,262	368,262	368,262	368,262	368,262
Other Fund Transfers Total	368,262	497,340	497,340	497,340	497,340	497,340
Net Working Capital						
392000 Net Working Capital Unrestr	1,219,698	1,593,659	2,932,013	3,190,883	3,190,883	3,190,883
Net Working Capital Total	1,219,698	1,593,659	2,932,013	3,190,883	3,190,883	3,190,883
Debt Service Total	9,213,950	11,359,179	11,592,524	12,270,031	12,270,031	12,270,031
580 - Central Services	Actual FY 17-18	Actual FY 18-19	Budget FY 19-20	Proposed FY 20-21	Approved FY 20-21	Adopted FY 20-21
Admin Cost Recovery						
411800 MCBEE Allocation	45,609	45,119	125,712	342,645	342,645	342,645
Admin Cost Recovery Total	45,609	45,119	125,712	342,645	342,645	342,645
Central Services Total	45,609	45,119	125,712	342,645	342,645	342,645

MARION COUNTY FY 2020-21 BUDGET
 BY NON-DEPARTMENTAL
 NON DEPARTMENTAL OPERATIONS

585 - Self Insurance	Actual FY 17-18	Actual FY 18-19	Budget FY 19-20	Proposed FY 20-21	Approved FY 20-21	Adopted FY 20-21
Charges for Services						
344800 EAIP Reimbursement	104,901	138,148	75,000	75,000	75,000	75,000
344999 Other Reimbursements	0	300	0	0	0	0
348100 Liability Insurance	1,255,799	1,445,300	1,271,400	1,272,800	1,272,800	1,272,800
348200 Workers Comp Insurance	831,744	794,579	744,100	656,313	656,313	656,313
348300 Medical Insurance	21,512,350	22,120,896	24,350,600	24,743,076	24,743,076	24,743,076
348310 Dental Insurance	2,019,554	2,011,392	2,419,900	2,077,357	2,077,357	2,077,357
348320 Health Savings Accounts	126,940	154,302	108,500	175,000	175,000	175,000
348400 Group Term Life Insurance	147,008	150,958	181,500	186,345	186,345	186,345
348500 Long Term Disability Insurance	298,283	305,583	407,000	417,602	417,602	417,602
348600 Unemployment Insurance	288,296	279,901	366,600	301,204	301,204	301,204
348800 Employee Assistance Program	39,452	43,207	52,600	52,100	52,100	52,100
Charges for Services Total	26,624,327	27,444,566	29,977,200	29,956,797	29,956,797	29,956,797
Interest						
361000 Investment Earnings	94,903	145,964	222,725	132,177	132,177	132,177
Interest Total	94,903	145,964	222,725	132,177	132,177	132,177
Settlements						
382100 Settlements	24,855	226,316	15,000	10,000	10,000	10,000
Settlements Total	24,855	226,316	15,000	10,000	10,000	10,000
Net Working Capital						
391000 Net Working Capital Restricted	1,830,000	1,830,000	1,535,800	1,413,000	1,413,000	1,413,000
392000 Net Working Capital Unrestr	8,874,524	9,606,686	11,099,562	10,800,170	10,800,170	10,800,170
Net Working Capital Total	10,704,524	11,436,686	12,635,362	12,213,170	12,213,170	12,213,170
Self Insurance Total	37,448,609	39,253,532	42,850,287	42,312,144	42,312,144	42,312,144
Non Departmental Operations Grand Total	84,499,378	94,190,541	90,283,938	87,836,528	87,836,528	87,836,528

MARION COUNTY FY 2020-21 BUDGET
 BY NON-DEPARTMENTAL
 NON DEPARTMENTAL OPERATIONS

Requirements by Fund Detail						
100 - General Fund	Actual FY 17-18	Actual FY 18-19	Budget FY 19-20	Proposed FY 20-21	Approved FY 20-21	Adopted FY 20-21
Materials and Services						
Supplies						
521030 Field Supplies	6,320	0	0	0	0	0
521050 Janitorial Supplies	599	0	15,000	0	0	0
521070 Departmental Supplies	491	0	200,000	0	0	0
521090 Uniforms and Clothing	0	0	500	0	0	0
521210 Gasoline	1,180	0	0	0	0	0
521310 Safety Equipment	0	0	10,500	0	0	0
Supplies Total	8,589	0	226,000	0	0	0
Materials						
522100 Parts	441	0	0	0	0	0
522160 Small Departmental Equipment	1,459	0	15,000	0	0	0
Materials Total	1,900	0	15,000	0	0	0
Communications						
523050 Postage	0	0	500	0	0	0
523090 Long Distance Charges	0	0	1,500	0	0	0
Communications Total	0	0	2,000	0	0	0
Utilities						
524010 Electricity	139,775	160,337	163,955	147,395	147,395	147,395
524020 City Operations and St Lights	152	160	166	166	166	166
524040 Natural Gas	8,719	10,169	9,603	8,873	8,873	8,873
524050 Water	13,950	8,663	9,968	9,043	9,043	9,043
524070 Sewer	14,308	12,041	12,663	12,938	12,938	12,938
524090 Garbage Disposal and Recycling	12,911	12,237	12,997	11,862	11,862	11,862
Utilities Total	189,816	203,607	209,352	190,277	190,277	190,277
Contracted Services						
525110 Consulting Services	0	24,406	183,376	0	0	0
525153 Fiscal Agent Services	0	3,300	0	0	0	0
525175 Temporary Staffing	576	0	0	0	0	0
525415 Cable Access Services	0	0	288,860	289,100	289,100	289,100
525450 Subscription Services	0	15,000	3,400	13,367	13,367	13,367
525510 Legal Services	14,126	38,893	225,000	200,000	200,000	200,000
525630 Insurance Admin Services	5,016	8,712	8,100	10,000	10,000	10,000
525999 Other Contracted Services	288,889	246,321	1,696,931	1,164,014	1,164,014	1,164,014
Contracted Services Total	308,607	336,632	2,405,667	1,676,481	1,676,481	1,676,481
Repairs and Maintenance						
526030 Building Maintenance	0	0	200,000	0	0	0
Repairs and Maintenance Total	0	0	200,000	0	0	0

MARION COUNTY FY 2020-21 BUDGET
BY NON-DEPARTMENTAL
NON DEPARTMENTAL OPERATIONS

100 - General Fund	Actual FY 17-18	Actual FY 18-19	Budget FY 19-20	Proposed FY 20-21	Approved FY 20-21	Adopted FY 20-21
Materials and Services						
Rentals						
527240 Condo Assn Assessments	12,329	11,539	12,584	13,895	13,895	13,895
Rentals Total	12,329	11,539	12,584	13,895	13,895	13,895
Miscellaneous						
529110 Mileage Reimbursement	22	0	0	0	0	0
529130 Meals	671	0	500	0	0	0
529210 Meetings	3,214	0	500	0	0	0
529230 Training	0	0	10,000	10,000	10,000	10,000
529300 Dues and Memberships	146,989	200,415	158,965	159,457	159,457	159,457
529540 Predatory Animals	50,604	63,270	78,783	78,783	78,783	78,783
529550 Water Master	8,700	8,700	8,700	8,700	8,700	8,700
529910 Awards and Recognition	7,803	4,251	6,500	6,500	6,500	6,500
529998 Retroactive PERS Adjustments	28,989	10,603	30,000	30,000	30,000	30,000
529999 Miscellaneous Expense	2	(1)	0	0	0	0
Miscellaneous Total	246,994	287,237	293,948	293,440	293,440	293,440
Materials and Services Total	768,236	839,016	3,364,551	2,174,093	2,174,093	2,174,093
Administrative Charges						
611210 Facilities Mgt Allocation	427,688	443,309	514,017	499,995	499,995	499,995
611220 Custodial Allocation	289,746	296,643	350,872	367,521	367,521	367,521
Administrative Charges Total	717,434	739,952	864,889	867,516	867,516	867,516
Transfers Out						
561115 Transfer to Non Dept Grants	0	4,200	51,014	61,014	61,014	61,014
561125 Transfer to Juvenile Grants	983,537	80,995	0	0	0	0
561130 Transfer to Public Works	149,786	145,534	401,761	210,936	210,936	210,936
561160 Xfer to Community Svcs Grants	2,000	2,000	5,445	2,000	2,000	2,000
561190 Transfer to Health	3,730,390	3,604,588	3,914,282	3,962,080	3,962,080	3,962,080
561220 Transfer to Child Support	361,463	379,721	420,616	457,328	457,328	457,328
561230 Transfer to Dog Services	836,710	932,105	1,111,081	1,209,117	1,209,117	1,209,117
561250 Transfer to Sheriff Grants	36,201	27,067	52,665	78,664	78,664	78,664
561270 Transfer to County Fair	135,702	129,940	130,000	70,000	70,000	70,000
561300 Transfer to DA Grants	101,109	130,742	120,777	57,095	57,095	57,095
561305 Transfer to Land Use Planning	305,647	376,495	572,089	536,580	536,580	536,580
561310 Transfer to Parks	214,397	221,595	200,409	161,789	161,789	161,789
561320 Transfer to Surveyor	101,659	101,659	101,659	101,659	101,659	101,659
561410 Transfer to Debt Service	2,850,520	3,334,486	3,327,014	3,328,539	3,328,539	3,328,539
561455 Xfer to Facility Renovation	1,066,000	1,000,000	580,000	0	0	0
561480 Xfer to Capital Impr Projects	2,928,443	6,259,835	3,001,879	0	0	0
561580 Transfer to Central Services	493,246	473,632	670,439	513,099	513,099	513,099

MARION COUNTY FY 2020-21 BUDGET
BY NON-DEPARTMENTAL
NON DEPARTMENTAL OPERATIONS

100 - General Fund	Actual FY 17-18	Actual FY 18-19	Budget FY 19-20	Proposed FY 20-21	Approved FY 20-21	Adopted FY 20-21
Transfers Out						
561595 Transfer to Fleet Management	0	56,346	0	32,700	32,700	32,700
Transfers Out Total	14,296,809	17,260,940	14,661,130	10,782,600	10,782,600	10,782,600
Contingency						
571010 Contingency	0	0	1,104,154	2,226,435	2,226,435	2,226,435
Contingency Total	0	0	1,104,154	2,226,435	2,226,435	2,226,435
Reserve for Future Expenditure						
572010 Reserve for Future Expenditure	0	0	0	2,122,230	2,122,230	2,122,230
Reserve for Future Expenditure Total	0	0	0	2,122,230	2,122,230	2,122,230
Ending Fund Balance						
573010 Unapprop Ending Fund Balance	0	0	7,530,528	7,492,970	7,492,970	7,492,970
Ending Fund Balance Total	0	0	7,530,528	7,492,970	7,492,970	7,492,970
General Fund Total	15,782,479	18,839,908	27,525,252	25,665,844	25,665,844	25,665,844
115 - Non Departmental Grants	Actual FY 17-18	Actual FY 18-19	Budget FY 19-20	Proposed FY 20-21	Approved FY 20-21	Adopted FY 20-21
Materials and Services						
Contracted Services						
525153 Fiscal Agent Services	16,457	14,303	0	0	0	0
525251 Child Care Services	50,000	50,000	0	60,000	60,000	60,000
525255 Veterans Services	77,803	198,739	290,429	290,429	290,429	290,429
525999 Other Contracted Services	128,754	199,884	3,000	3,000	3,000	3,000
Contracted Services Total	273,015	462,927	293,429	353,429	353,429	353,429
Materials and Services Total	273,015	462,927	293,429	353,429	353,429	353,429
Transfers Out						
561250 Transfer to Sheriff Grants	59,554	17,073	225,936	215,238	215,238	215,238
Transfers Out Total	59,554	17,073	225,936	215,238	215,238	215,238
Contingency						
571010 Contingency	0	0	67,000	79,155	79,155	79,155
Contingency Total	0	0	67,000	79,155	79,155	79,155
Ending Fund Balance						
573010 Unapprop Ending Fund Balance	0	0	609,649	497,153	497,153	497,153
Ending Fund Balance Total	0	0	609,649	497,153	497,153	497,153
Non Departmental Grants Total	332,570	480,000	1,196,014	1,144,975	1,144,975	1,144,975
155 - Tax Title Land Sales	Actual FY 17-18	Actual FY 18-19	Budget FY 19-20	Proposed FY 20-21	Approved FY 20-21	Adopted FY 20-21
Materials and Services						
Supplies						
521010 Office Supplies	0	325	100	500	500	500

MARION COUNTY FY 2020-21 BUDGET
 BY NON-DEPARTMENTAL
 NON DEPARTMENTAL OPERATIONS

155 - Tax Title Land Sales	Actual FY 17-18	Actual FY 18-19	Budget FY 19-20	Proposed FY 20-21	Approved FY 20-21	Adopted FY 20-21
Materials and Services						
521030 Field Supplies	0	108	0	250	250	250
Supplies Total	0	433	100	750	750	750
Materials						
522060 Sign Materials	0	245	500	500	500	500
522150 Small Office Equipment	0	824	0	1,000	1,000	1,000
522160 Small Departmental Equipment	0	0	100	200	200	200
522180 Software	0	313	0	250	250	250
Materials Total	0	1,382	600	1,950	1,950	1,950
Communications						
523050 Postage	0	28	0	50	50	50
523060 Cellular Phones	0	0	0	720	720	720
523090 Long Distance Charges	0	0	0	50	50	50
Communications Total	0	28	0	820	820	820
Utilities						
524010 Electricity	0	0	150	150	150	150
524050 Water	0	714	500	500	500	500
524090 Garbage Disposal and Recycling	0	0	1,250	500	500	500
Utilities Total	0	714	1,900	1,150	1,150	1,150
Contracted Services						
525360 Public Works Services	2,207	0	0	0	0	0
525710 Printing Services	0	173	0	135	135	135
525715 Advertising	2,242	3,933	4,000	15,000	15,000	15,000
525735 Mail Services	141	253	250	500	500	500
525880 Property Cleanup Services	0	0	0	20,000	20,000	20,000
525999 Other Contracted Services	10,167	66,959	55,000	20,000	20,000	20,000
Contracted Services Total	14,757	71,319	59,250	55,635	55,635	55,635
Repairs and Maintenance						
526030 Building Maintenance	4,896	896	3,000	3,000	3,000	3,000
526040 Remodels and Site Improvements	0	4,200	0	0	0	0
526050 Grounds Maintenance	2,572	1,021	1,000	1,500	1,500	1,500
Repairs and Maintenance Total	7,468	6,117	4,000	4,500	4,500	4,500
Rentals						
527120 Motor Pool Mileage	482	495	1,500	1,500	1,500	1,500
527300 Equipment Rental	2,150	0	500	500	500	500
Rentals Total	2,632	495	2,000	2,000	2,000	2,000
Miscellaneous						
529110 Mileage Reimbursement	53	358	150	250	250	250
529130 Meals	27	17	150	150	150	150

MARION COUNTY FY 2020-21 BUDGET
BY NON-DEPARTMENTAL
NON DEPARTMENTAL OPERATIONS

155 - Tax Title Land Sales	Actual FY 17-18	Actual FY 18-19	Budget FY 19-20	Proposed FY 20-21	Approved FY 20-21	Adopted FY 20-21
Materials and Services						
529140 Lodging	452	337	500	150	150	150
529220 Conferences	250	310	500	500	500	500
529300 Dues and Memberships	50	50	100	100	100	100
529840 Professional Licenses	0	40	0	0	0	0
529860 Permits	0	980	0	0	0	0
529880 Recording Charges	663	424	500	1,000	1,000	1,000
529920 Auctions	243	0	2,550	2,000	2,000	2,000
529999 Miscellaneous Expense	2,416	38,641	50,000	20,000	20,000	20,000
Miscellaneous Total	4,154	41,156	54,450	24,150	24,150	24,150
Materials and Services Total	29,010	121,644	122,300	90,955	90,955	90,955
Administrative Charges						
611100 County Admin Allocation	405	444	1,505	1,386	1,386	1,386
611230 Courier Allocation	25	22	47	52	52	52
611255 Benefits Allocation	145	151	310	0	0	0
611260 Human Resources Allocation	520	574	1,344	1,747	1,747	1,747
611300 Legal Services Allocation	7,405	7,227	10,144	11,991	11,991	11,991
611400 Information Tech Allocation	383	457	4,222	3,735	3,735	3,735
611410 FIMS Allocation	181	209	1,421	1,302	1,302	1,302
611420 Telecommunications Allocation	0	0	199	123	123	123
611430 Info Tech Direct Charges	0	0	630	0	0	0
611600 Finance Allocation	241	265	1,044	1,107	1,107	1,107
611800 MCBEE Allocation	3	3	64	178	178	178
612100 IT Equipment Use Charges	36	68	380	534	534	534
Administrative Charges Total	9,344	9,420	21,310	22,155	22,155	22,155
Special Payments						
551300 Distributions to Tax Districts	110,000	150,000	450,842	732,133	732,133	732,133
Special Payments Total	110,000	150,000	450,842	732,133	732,133	732,133
Transfers Out						
561580 Transfer to Central Services	47,249	39,399	90,000	79,686	79,686	79,686
Transfers Out Total	47,249	39,399	90,000	79,686	79,686	79,686
Contingency						
571010 Contingency	0	0	50,000	50,000	50,000	50,000
Contingency Total	0	0	50,000	50,000	50,000	50,000
Ending Fund Balance						
573010 Unapprop Ending Fund Balance	0	0	211,734	188,683	188,683	188,683
Ending Fund Balance Total	0	0	211,734	188,683	188,683	188,683
Tax Title Land Sales Total	195,603	320,463	946,186	1,163,612	1,163,612	1,163,612

MARION COUNTY FY 2020-21 BUDGET
BY NON-DEPARTMENTAL
NON DEPARTMENTAL OPERATIONS

170 - Block Grant	Actual FY 17-18	Actual FY 18-19	Budget FY 19-20	Proposed FY 20-21	Approved FY 20-21	Adopted FY 20-21
Transfers Out						
561100 Transfer to General Fund	0	4,170	0	0	0	0
Transfers Out Total	0	4,170	0	0	0	0
Block Grant Total	0	4,170	0	0	0	0
185 - Criminal Justice Assessment	Actual FY 17-18	Actual FY 18-19	Budget FY 19-20	Proposed FY 20-21	Approved FY 20-21	Adopted FY 20-21
Materials and Services						
Supplies						
521070 Departmental Supplies	0	0	100	0	0	0
521300 Safety Clothing	0	0	100	0	0	0
Supplies Total	0	0	200	0	0	0
Communications						
523090 Long Distance Charges	8	10	20	20	20	20
Communications Total	8	10	20	20	20	20
Contracted Services						
525555 Security Services	333,048	280,021	301,100	306,470	306,470	306,470
Contracted Services Total	333,048	280,021	301,100	306,470	306,470	306,470
Repairs and Maintenance						
526011 Dept Equipment Maintenance	6,169	4,123	10,000	10,000	10,000	10,000
526030 Building Maintenance	0	3,555	1,000	1,000	1,000	1,000
Repairs and Maintenance Total	6,169	7,678	11,000	11,000	11,000	11,000
Materials and Services Total	339,224	287,709	312,320	317,490	317,490	317,490
Administrative Charges						
611410 FIMS Allocation	4,525	4,545	3,684	3,324	3,324	3,324
611600 Finance Allocation	1,469	1,564	1,482	1,463	1,463	1,463
611800 MCBEE Allocation	76	71	166	454	454	454
Administrative Charges Total	6,070	6,180	5,332	5,241	5,241	5,241
Transfers Out						
561100 Transfer to General Fund	151,505	174,796	168,154	170,700	170,700	170,700
561125 Transfer to Juvenile Grants	151,505	174,796	168,154	170,700	170,700	170,700
561180 Transfer to Comm Corrections	151,505	174,796	168,154	170,700	170,700	170,700
Transfers Out Total	454,515	524,388	504,462	512,100	512,100	512,100
Contingency						
571010 Contingency	0	0	33,691	92,062	92,062	92,062
Contingency Total	0	0	33,691	92,062	92,062	92,062
Ending Fund Balance						
573010 Unapprop Ending Fund Balance	0	0	608,232	471,246	471,246	471,246
Ending Fund Balance Total	0	0	608,232	471,246	471,246	471,246
Criminal Justice Assessment Total	799,809	818,278	1,464,037	1,398,139	1,398,139	1,398,139

MARION COUNTY FY 2020-21 BUDGET
BY NON-DEPARTMENTAL
NON DEPARTMENTAL OPERATIONS

210 - County Schools	Actual FY 17-18	Actual FY 18-19	Budget FY 19-20	Proposed FY 20-21	Approved FY 20-21	Adopted FY 20-21
Special Payments						
551200 Distributions to Schools	421,456	1,300,254	2,260,518	1,207,348	1,207,348	1,207,348
Special Payments Total	421,456	1,300,254	2,260,518	1,207,348	1,207,348	1,207,348
County Schools Total	421,456	1,300,254	2,260,518	1,207,348	1,207,348	1,207,348
381 - Rainy Day	Actual FY 17-18	Actual FY 18-19	Budget FY 19-20	Proposed FY 20-21	Approved FY 20-21	Adopted FY 20-21
Reserve for Future Expenditure						
572010 Reserve for Future Expenditure	0	0	2,323,408	2,331,790	2,331,790	2,331,790
Reserve for Future Expenditure Total	0	0	2,323,408	2,331,790	2,331,790	2,331,790
Rainy Day Total	0	0	2,323,408	2,331,790	2,331,790	2,331,790
410 - Debt Service	Actual FY 17-18	Actual FY 18-19	Budget FY 19-20	Proposed FY 20-21	Approved FY 20-21	Adopted FY 20-21
Debt Service Principal						
541100 Principal Payments	4,446,522	5,250,544	5,591,419	5,979,267	5,979,267	5,979,267
Debt Service Principal Total	4,446,522	5,250,544	5,591,419	5,979,267	5,979,267	5,979,267
Debt Service Interest						
542100 Interest Payments	3,173,770	3,176,622	3,030,027	2,853,536	2,853,536	2,853,536
Debt Service Interest Total	3,173,770	3,176,622	3,030,027	2,853,536	2,853,536	2,853,536
Ending Fund Balance						
573010 Unapprop Ending Fund Balance	0	0	2,971,078	3,437,228	3,437,228	3,437,228
Ending Fund Balance Total	0	0	2,971,078	3,437,228	3,437,228	3,437,228
Debt Service Total	7,620,291	8,427,166	11,592,524	12,270,031	12,270,031	12,270,031
580 - Central Services	Actual FY 17-18	Actual FY 18-19	Budget FY 19-20	Proposed FY 20-21	Approved FY 20-21	Adopted FY 20-21
Materials and Services						
Contracted Services						
525110 Consulting Services	10,080	0	30,000	340,200	340,200	340,200
525999 Other Contracted Services	0	0	40,000	0	0	0
Contracted Services Total	10,080	0	70,000	340,200	340,200	340,200
Miscellaneous						
529230 Training	32,107	38,119	50,000	0	0	0
Miscellaneous Total	32,107	38,119	50,000	0	0	0
Materials and Services Total	42,187	38,119	120,000	340,200	340,200	340,200
Administrative Charges						
611100 County Admin Allocation	752	1,567	1,429	606	606	606
611410 FIMS Allocation	2,016	4,042	3,054	1,277	1,277	1,277
611600 Finance Allocation	654	1,391	1,229	562	562	562
Administrative Charges Total	3,422	7,000	5,712	2,445	2,445	2,445
Central Services Total	45,609	45,119	125,712	342,645	342,645	342,645

MARION COUNTY FY 2020-21 BUDGET
BY NON-DEPARTMENTAL
NON DEPARTMENTAL OPERATIONS

585 - Self Insurance	Actual FY 17-18	Actual FY 18-19	Budget FY 19-20	Proposed FY 20-21	Approved FY 20-21	Adopted FY 20-21
Materials and Services						
Supplies						
521070 Departmental Supplies	1,091	1,474	500	500	500	500
521110 First Aid Supplies	0	1,926	2,500	2,500	2,500	2,500
521310 Safety Equipment	3,596	0	5,000	5,000	5,000	5,000
Supplies Total	4,687	3,400	8,000	8,000	8,000	8,000
Materials						
522160 Small Departmental Equipment	6,373	0	0	0	0	0
Materials Total	6,373	0	0	0	0	0
Contracted Services						
525152 Accounting Services	1,019	1,058	2,000	1,500	1,500	1,500
525450 Subscription Services	27,676	36,348	27,251	15,600	15,600	15,600
525610 Insurance Adjustors	0	0	500	500	500	500
525620 Insurance Brokers	38,406	29,523	39,000	36,900	36,900	36,900
525630 Insurance Admin Services	74,400	77,515	88,400	88,400	88,400	88,400
525999 Other Contracted Services	0	10,000	12,500	0	0	0
Contracted Services Total	141,501	154,443	169,651	142,900	142,900	142,900
Insurance						
528120 WC Insurance Premiums	125,687	137,992	90,000	82,752	82,752	82,752
528130 Property Insurance Premiums	210,137	211,609	209,000	254,044	254,044	254,044
528150 Health Insurance Premiums	21,310,552	22,036,402	24,350,600	24,743,076	24,743,076	24,743,076
528160 Dental Insurance Premiums	2,012,572	2,007,159	2,419,900	2,077,357	2,077,357	2,077,357
528170 Life Insurance Premiums	145,986	150,316	181,500	186,345	186,345	186,345
528180 Disability Insurance Premiums	296,240	304,435	407,000	417,602	417,602	417,602
528190 County HSA Contributions	126,872	154,302	108,500	175,000	175,000	175,000
528310 Excess Workers Comp Insurance	88,838	79,508	90,000	87,561	87,561	87,561
528320 Excess Liability Insurance	129,684	149,822	154,000	91,379	91,379	91,379
528410 Liability Claims	389,910	379,666	977,300	951,000	951,000	951,000
528415 Auto Claims	42,596	41,883	214,900	62,000	62,000	62,000
528430 Unemployment Claims	218,787	181,578	363,800	298,404	298,404	298,404
528460 Long Term Disability Claims	(1,000)	0	0	0	0	0
528510 Workers Comp Claims	567,351	391,485	696,500	685,000	685,000	685,000
Insurance Total	25,664,211	26,226,155	30,263,000	30,111,520	30,111,520	30,111,520
Miscellaneous						
529210 Meetings	561	0	1,500	0	0	0
529220 Conferences	0	2,545	0	3,500	3,500	3,500
529230 Training	1,407	1,245	3,044	3,500	3,500	3,500
529430 Safety Incentives EAIP	10,711	7,391	52,205	60,000	60,000	60,000
Miscellaneous Total	12,679	11,181	56,749	67,000	67,000	67,000
Materials and Services Total	25,829,452	26,395,180	30,497,400	30,329,420	30,329,420	30,329,420

MARION COUNTY FY 2020-21 BUDGET
 BY NON-DEPARTMENTAL
 NON DEPARTMENTAL OPERATIONS

585 - Self Insurance	Actual FY 17-18	Actual FY 18-19	Budget FY 19-20	Proposed FY 20-21	Approved FY 20-21	Adopted FY 20-21
Administrative Charges						
611300 Legal Services Allocation	157,471	222,989	200,000	169,000	169,000	169,000
Administrative Charges Total	157,471	222,989	200,000	169,000	169,000	169,000
Transfers Out						
561480 Xfer to Capital Impr Projects	25,000	0	0	0	0	0
Transfers Out Total	25,000	0	0	0	0	0
Contingency						
571010 Contingency	0	0	1,930,617	3,090,000	3,090,000	3,090,000
Contingency Total	0	0	1,930,617	3,090,000	3,090,000	3,090,000
Ending Fund Balance						
573010 Unapprop Ending Fund Balance	0	0	4,883,370	3,746,724	3,746,724	3,746,724
573050 Self Insurance Reserves	0	0	5,338,900	4,977,000	4,977,000	4,977,000
Ending Fund Balance Total	0	0	10,222,270	8,723,724	8,723,724	8,723,724
Self Insurance Total	26,011,923	26,618,170	42,850,287	42,312,144	42,312,144	42,312,144
Non Departmental Operations Grand Total	51,209,740	56,853,527	90,283,938	87,836,528	87,836,528	87,836,528

MARION COUNTY FY 2020-21 BUDGET
BY NON-DEPARTMENTAL
NON DEPARTMENTAL OPERATIONS

THIS PAGE HAS BEEN INTENTIONALLY LEFT BLANK

TABLE OF CONTENTS

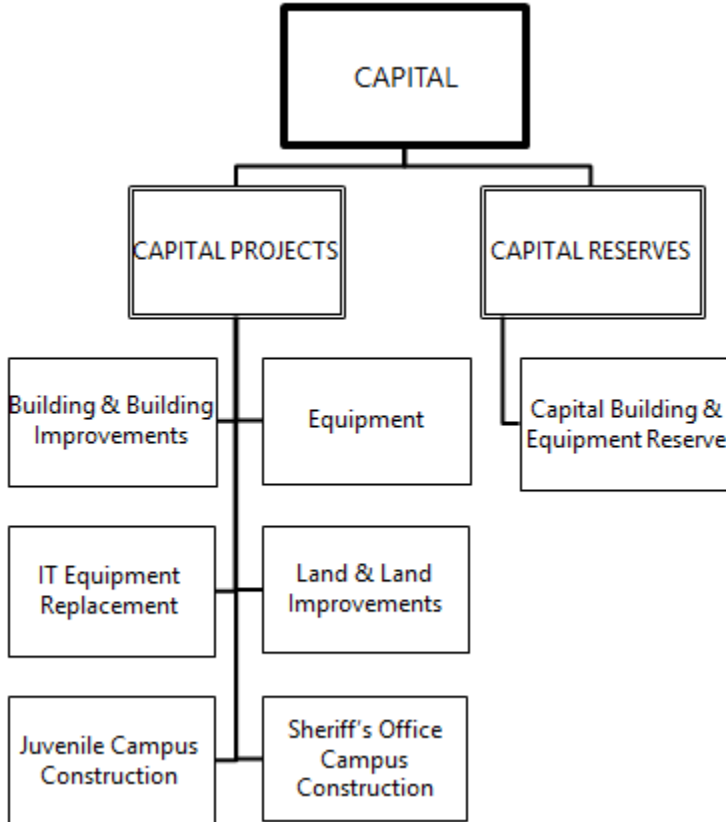
CAPITAL BUDGET

Capital Organization Chart	531
Capital Items Defined as Fixed Assets	531
Capital Funds Summary.....	532
Programs Summary.....	533
Programs	534
Buildings and Building Improvements Program	534
Equipment Program.....	535
IT Equipment Replacement Program.....	536
Land and Land Improvements Program.....	537
Juvenile Campus Construction Program	538
Sheriff's Office Campus Construction Program.....	539
Capital Building and Equipment Reserve Program.....	540
Capital Funds Resources Detail	541
Capital Funds Requirements Detail.....	543
Capital Funds and Public Works Projects	545
Summary of Countywide Capital Budget.....	545

THIS PAGE HAS BEEN INTENTIONALLY LEFT BLANK

MARION COUNTY FY 2020-21 BUDGET
 BY NON-DEPARTMENTAL
 CAPITAL

CAPITAL



Capital outlay or capital expenditures are typically purchases \$5,000 or greater, have a useful life of one or more years, and are tangible in nature. Capital budget items range from equipment purchases to repairs, remodeling and renovation, to new construction. After purchase or construction, costs of operation, maintenance, insurance, debt service and other expenditures are budgeted in operating budgets. Marion County uses a Life Cycle Costing Analysis (LCCA) methodology that links our capital expenditures with criteria that measure and score factors such as: age, condition, return on investment (ROI), and Fire/Life/Safety (FLS) needs. This methodology helps decision makers prioritize and determine the most cost effective option to repair, maintain, dispose or purchase goods or products.

Due to capital budgets being large, one-time (nonrecurring) activities, program budgets and actual expenditures vary widely from year-to-year, as do the number of funds that record capital improvement projects.

The Capital Budget is comprised of three funds and six active programs. The funds are: (1) Capital Building and Equipment Reserve; (2) Capital Improvement Projects; and (3) Facility Renovation Fund. The programs are: (1) Building and Building Improvements; (2) Equipment; (3) IT Equipment Replacement; (4) Land and Land Improvements; (5) Juvenile Campus Construction; and (6) Capital Building and Equipment Reserve. Programs showing prior year activity in the budget document have either been completed or discontinued.

The Fleet Management and Roads and Bridges Construction programs are recorded within the Public Works Department budget.

MARION COUNTY FY 2020-21 BUDGET
 BY NON-DEPARTMENTAL
 CAPITAL

FUNDS					
Fund Name	FY 17-18 ACTUAL	FY 18-19 ACTUAL	FY 19-20 BUDGET	FY 20-21 ADOPTED	% of Total
RESOURCES					
FND 383 Capital Building and Equipment	296,831	136,686	139,334	141,397	0.8%
FND 455 Facility Renovation	25,837,706	14,929,770	11,578,754	7,260,208	39.4%
FND 480 Capital Improvement Projects	7,125,891	13,380,557	16,534,325	11,022,490	59.8%
TOTAL RESOURCES	33,260,428	28,447,013	28,252,413	18,424,095	100.0%
REQUIREMENTS					
FND 383 Capital Building and Equipment	162,400	0	139,334	141,397	0.8%
FND 455 Facility Renovation	12,160,491	5,212,564	11,578,754	7,260,208	39.4%
FND 480 Capital Improvement Projects	1,196,991	2,924,726	16,534,325	11,022,490	59.8%
TOTAL REQUIREMENTS	13,519,883	8,137,289	28,252,413	18,424,095	100.0%

MARION COUNTY FY 2020-21 BUDGET
BY NON-DEPARTMENTAL
CAPITAL

PROGRAMS

	FY 17-18 ACTUAL	FY 18-19 ACTUAL	FY 19-20 BUDGET	FY 20-21 ADOPTED	+/- %
RESOURCES					
Bldgs and Bldg Improvements	9,769,689	8,623,942	9,477,215	8,837,241	-6.8%
Equipment	4,975,804	9,090,955	11,943,967	7,757,187	-35.1%
IT Equipment Replacement	410,166	470,067	948,197	1,428,740	50.7%
Land and Land Improvements	43,820	104,816	9,416	0	-100.0%
Juvenile Campus Construction	7,065,735	8,720,169	5,689,814	259,530	-95.4%
Sheriffs Office Campus Const	10,698,385	1,300,378	44,470	0	-100.0%
Capital Bldg and Eq Reserve	296,831	136,686	139,334	141,397	1.5%
TOTAL RESOURCES	33,260,428	28,447,013	28,252,413	18,424,095	-34.8%
REQUIREMENTS					
Bldgs and Bldg Improvements	1,820,517	1,411,427	9,477,215	8,837,241	-6.8%
Equipment	656,932	2,315,813	11,943,967	7,757,187	-35.1%
IT Equipment Replacement	263,827	0	948,197	1,428,740	50.7%
Land and Land Improvements	43,820	104,816	9,416	0	-100.0%
Juvenile Campus Construction	1,434,906	3,049,325	5,689,814	259,530	-95.4%
Sheriffs Office Campus Const	9,137,481	1,255,909	44,470	0	-100.0%
Capital Bldg and Eq Reserve	162,400	0	139,334	141,397	1.5%
TOTAL REQUIREMENTS	13,519,883	8,137,289	28,252,413	18,424,095	-34.8%

MARION COUNTY FY 2020-21 BUDGET
BY NON-DEPARTMENTAL
CAPITAL

Bldgs and Bldg Improvements Program

- Accounts for capital building projects including acquisition, construction, renovation, and repairs.

Program Summary

Capital	Program: Bldgs and Bldg Improvements				
	FY 17-18 ACTUAL	FY 18-19 ACTUAL	FY 19-20 BUDGET	FY 20-21 ADOPTED	+/- %
RESOURCES					
Intergovernmental State	0	67,661	0	0	n.a.
Charges for Services	41,546	1,381	0	0	n.a.
Interest	131,618	174,027	12,578	259,456	1,962.8%
General Fund Transfers	530,813	2,964,828	1,714,930	0	-100.0%
Other Fund Transfers	(8,950,545)	(2,533,126)	490,260	0	-100.0%
Financing Proceeds	5,000,000	0	0	0	n.a.
Net Working Capital	13,016,256	7,949,172	7,259,447	8,577,785	18.2%
TOTAL RESOURCES	9,769,689	8,623,942	9,477,215	8,837,241	-6.8%
REQUIREMENTS					
Capital Outlay	1,820,517	1,411,427	2,720,711	4,658,694	71.2%
Transfers Out	0	0	1,250,000	0	-100.0%
Contingency	0	0	572,733	1,068,297	86.5%
Reserve for Future Expenditure	0	0	4,933,771	3,110,250	-37.0%
TOTAL REQUIREMENTS	1,820,517	1,411,427	9,477,215	8,837,241	-6.8%

Bldgs and Bldg Improvements Program Budget Justification

RESOURCES

Resources are comprised of Interest Earnings and Net Working Capital, which increased due to unspent funds being carried forward from the previous fiscal year.

REQUIREMENTS

Capital Outlay of \$4,658,694 accounts for five continuing projects and two new projects as detailed below:

Continuing Projects - Total \$4,257,750:

1. \$2,828,549 Jail and Detention Lock Replacement
2. \$ 618,142 Jail Pave Parking Lot
3. \$ 589,504 Jail Replace Boilers
4. \$ 181,193 HR Dept Remodel
5. \$ 40,362 Jail Adm Fire Sprinkler

New Projects - Total \$400,944:

1. \$ 275,748 Marble Cleaning, Repair and Sealant at Courthouse
2. \$ 125,196 Jail F-Pod HVAC and Replacement Condensing Unit

Contingency is allocated at \$1,068,297 and Reserve for Future Expenditure is held for other future projects.

MARION COUNTY FY 2020-21 BUDGET
BY NON-DEPARTMENTAL
CAPITAL

Equipment Program

- Accounts for capital acquisition of equipment, furnishings, computer hardware, software, and telecommunications.

Program Summary

Capital	Program: Equipment				
	FY 17-18 ACTUAL	FY 18-19 ACTUAL	FY 19-20 BUDGET	FY 20-21 ADOPTED	+/- %
RESOURCES					
General Fund Transfers	2,397,631	4,295,007	1,866,949	0	-100.0%
Other Fund Transfers	254,770	477,076	3,348,808	1,338,293	-60.0%
Net Working Capital	2,323,403	4,318,871	6,728,210	6,418,894	-4.6%
TOTAL RESOURCES	4,975,804	9,090,955	11,943,967	7,757,187	-35.1%
REQUIREMENTS					
Capital Outlay	640,098	2,312,981	9,353,542	5,312,287	-43.2%
Transfers Out	16,834	2,832	137,255	95,750	-30.2%
Contingency	0	0	48,617	815,121	1,576.6%
Reserve for Future Expenditure	0	0	2,404,553	1,534,029	-36.2%
TOTAL REQUIREMENTS	656,932	2,315,813	11,943,967	7,757,187	-35.1%

Equipment Program Budget Justification

RESOURCES

Resources of \$7,757,187 consists of Net Working Capital and Other Fund Transfers from the Health and Human Services Fund.

REQUIREMENTS

Capital Outlay of \$5,312,287 accounts for nine continuing projects and nine new projects as detailed below:

Continuing Projects - Total \$4,774,568:

- | | |
|--|--|
| 1. \$ 1,338,293 Health Record Mgt Syst EHR | 6. \$ 315,454 IT Network Redesign |
| 2. \$ 800,236 IT Infrastr Upgrade | 7. \$ 296,152 Assmt and Tax Software |
| 3. \$ 658,000 Data Network Rewire | 8. \$ 200,000 Courthouse Security Cam Matrix |
| 4. \$ 642,475 Jail Video PREA Storage and Matrix | 9. \$ 11,348 Dog Kennel Grills |
| 5. \$ 512,610 Jail Mgt System RMS JMS | |

New Projects - Total \$537,719:

- | | |
|--|---|
| 1. \$ 250,800 IT Pictometry Project | 6. \$ 24,000 Jail Washer and Dryer |
| 2. \$ 71,663 Clerk Large Format Scanner | 7. \$ 19,497 Juv Detention Washer and Dryer |
| 3. \$ 58,181 Jail Refrigerator | 8. \$ 14,700 Jail Kitchen Ovens |
| 4. \$ 56,128 Juv Security Camera Project | 9. \$ 6,000 Legal Case Management System |
| 5. \$ 36,750 Jail Key Storage | |

Transfers Out is to move funding related to the fiber optics project to the Public Works Fund. Contingency and Reserve for Future Expenditure is held for other future projects.

MARION COUNTY FY 2020-21 BUDGET
BY NON-DEPARTMENTAL
CAPITAL

IT Equipment Replacement Program

- Accounts for various capital expenditures for information technology network equipment such as telecom switches and air bridges, computer system upgrades, and computer hardware that is past its life expectancy.

Program Summary

Capital	Program: IT Equipment Replacement				
	FY 17-18 ACTUAL	FY 18-19 ACTUAL	FY 19-20 BUDGET	FY 20-21 ADOPTED	+/- %
RESOURCES					
Admin Cost Recovery	355,726	680,330	475,010	890,000	87.4%
Other Fund Transfers	0	(356,602)	3,120	0	-100.0%
Net Working Capital	54,441	146,340	470,067	538,740	14.6%
TOTAL RESOURCES	410,166	470,067	948,197	1,428,740	50.7%
REQUIREMENTS					
Capital Outlay	263,827	0	538,938	783,351	45.4%
Contingency	0	0	0	142,000	n.a.
Reserve for Future Expenditure	0	0	409,259	503,389	23.0%
TOTAL REQUIREMENTS	263,827	0	948,197	1,428,740	50.7%

IT Equipment Replacement Program Budget Justification

RESOURCES

Resources of \$1,428,740 includes \$890,000 in Administrative Cost Recoveries and \$538,740 in Net Working Capital.

REQUIREMENTS

Capital Outlay of \$783,351 accounts for one continuing project and three new projects:

Continuing Projects - Total \$281,146

- \$ 281,146 End of Life Computing System Replacement Phase 3 of 3 (\$171,665 added in FY 2020-21)

New Projects - Total \$502,205

- \$ 381,405 Oracle 12.2 Upgrade Services
- \$ 100,800 Oracle Data Cloning Software
- \$ 20,000 Online Training Modules

The balance of funds available is allocated to Contingency and Reserve for Future Expenditures.

MARION COUNTY FY 2020-21 BUDGET
 BY NON-DEPARTMENTAL
 CAPITAL

Land and Land Improvements Program

- Accounts for capital acquisition of land, other land improvements, and related repairs.

Program Summary

Capital	Program: Land and Land Improvements				
	FY 17-18 ACTUAL	FY 18-19 ACTUAL	FY 19-20 BUDGET	FY 20-21 ADOPTED	+/- %
RESOURCES					
Other Fund Transfers	43,820	104,816	9,416	0	-100.0%
TOTAL RESOURCES	43,820	104,816	9,416	0	-100.0%
REQUIREMENTS					
Capital Outlay	43,820	104,816	9,416	0	-100.0%
TOTAL REQUIREMENTS	43,820	104,816	9,416	0	-100.0%

Land and Land Improvements Program Budget Justification

RESOURCES

There is no activity planned for this program in FY 2020-21.

MARION COUNTY FY 2020-21 BUDGET
BY NON-DEPARTMENTAL
CAPITAL

Juvenile Campus Construction Program

- The Juvenile Campus Construction Program was established in FY 2014-15 for the design of a Juvenile Administration Building, and a new Courtroom on the Juvenile Campus.

Program Summary

Capital	Program: Juvenile Campus Construction				
	FY 17-18 ACTUAL	FY 18-19 ACTUAL	FY 19-20 BUDGET	FY 20-21 ADOPTED	+/- %
RESOURCES					
Intergovernmental State	0	4,000	0	0	n.a.
Interest	58,704	83,168	18,969	0	-100.0%
General Fund Transfers	1,066,000	0	0	0	n.a.
Other Fund Transfers	0	3,002,172	0	0	n.a.
Net Working Capital	5,941,030	5,630,829	5,670,845	259,530	-95.4%
TOTAL RESOURCES	7,065,735	8,720,169	5,689,814	259,530	-95.4%
REQUIREMENTS					
Capital Outlay	1,434,906	3,049,325	4,218,978	259,530	-93.8%
Reserve for Future Expenditure	0	0	1,470,836	0	-100.0%
TOTAL REQUIREMENTS	1,434,906	3,049,325	5,689,814	259,530	-95.4%

Juvenile Campus Construction Program Budget Justification

RESOURCES

Resources of \$259,530 consist of Net Working Capital carried forward from the previous fiscal year.

REQUIREMENTS

The Juvenile Administration Building was initiated in FY 2016-17 and was completed in FY 2019-20. The Capital Outlay of \$259,530 is for final project closeout costs.

MARION COUNTY FY 2020-21 BUDGET
 BY NON-DEPARTMENTAL
 CAPITAL

Sheriffs Office Campus Const Program

- The Sheriff's Office Campus Construction Program was established in FY 2014-15 for the design and construction of an office building to house Parole and Probation and the Central District Office.

Program Summary

Capital	Program: Sheriffs Office Campus Const				
	FY 17-18 ACTUAL	FY 18-19 ACTUAL	FY 19-20 BUDGET	FY 20-21 ADOPTED	+/- %
RESOURCES					
Interest	13,367	14,733	0	0	n.a.
Other Fund Transfers	9,117,461	(275,258)	0	0	n.a.
Net Working Capital	1,567,556	1,560,904	44,470	0	-100.0%
TOTAL RESOURCES	10,698,385	1,300,378	44,470	0	-100.0%
REQUIREMENTS					
Capital Outlay	9,137,481	1,255,909	44,470	0	-100.0%
TOTAL REQUIREMENTS	9,137,481	1,255,909	44,470	0	-100.0%

Sheriffs Office Campus Const Program Budget Justification

REQUIREMENTS

This project was completed in FY 2018-19, with a few final close out costs in FY 2019-20.

MARION COUNTY FY 2020-21 BUDGET
 BY NON-DEPARTMENTAL
 CAPITAL

Capital Bldg and Eq Reserve Program

- This is a reserve fund established for long-term capital and equipment needs.

Program Summary

Capital	Program: Capital Bldg and Eq Reserve				
	FY 17-18 ACTUAL	FY 18-19 ACTUAL	FY 19-20 BUDGET	FY 20-21 ADOPTED	+/- %
RESOURCES					
Interest	3,162	2,255	2,648	2,397	-9.5%
Net Working Capital	293,669	134,431	136,686	139,000	1.7%
TOTAL RESOURCES	296,831	136,686	139,334	141,397	1.5%
REQUIREMENTS					
Transfers Out	162,400	0	0	0	n.a.
Reserve for Future Expenditure	0	0	139,334	141,397	1.5%
TOTAL REQUIREMENTS	162,400	0	139,334	141,397	1.5%

Capital Bldg and Eq Reserve Program Budget Justification

RESOURCES

Resources of \$141,397 consist of estimated interest earnings of \$2,397 and Net Working Capital of \$139,000.

REQUIREMENTS

Reserve for Future Expenditure of \$141,397 is held for future capital needs.

MARION COUNTY FY 2020-21 BUDGET
BY NON-DEPARTMENTAL
CAPITAL

Resources by Fund Detail						
383 - Capital Building and Equipment	Actual FY 17-18	Actual FY 18-19	Budget FY 19-20	Proposed FY 20-21	Approved FY 20-21	Adopted FY 20-21
Interest						
361000 Investment Earnings	3,162	2,255	2,648	2,397	2,397	2,397
Interest Total	3,162	2,255	2,648	2,397	2,397	2,397
Net Working Capital						
392000 Net Working Capital Unrestr	293,669	134,431	136,686	139,000	139,000	139,000
Net Working Capital Total	293,669	134,431	136,686	139,000	139,000	139,000
Capital Building and Equipment Total	296,831	136,686	139,334	141,397	141,397	141,397
455 - Facility Renovation	Actual FY 17-18	Actual FY 18-19	Budget FY 19-20	Proposed FY 20-21	Approved FY 20-21	Adopted FY 20-21
Intergovernmental State						
332990 Other State Revenues	0	71,661	0	0	0	0
Intergovernmental State Total	0	71,661	0	0	0	0
Charges for Services						
344999 Other Reimbursements	2,446	1,381	0	0	0	0
Charges for Services Total	2,446	1,381	0	0	0	0
Interest						
361000 Investment Earnings	170,165	179,514	31,547	110,329	110,329	110,329
Interest Total	170,165	179,514	31,547	110,329	110,329	110,329
General Fund Transfers						
381100 Transfer from General Fund	1,066,000	1,000,000	580,000	0	0	0
General Fund Transfers Total	1,066,000	1,000,000	580,000	0	0	0
Other Fund Transfers						
381480 Xfr from Capital Impr Projects	0	0	1,250,000	0	0	0
Other Fund Transfers Total	0	0	1,250,000	0	0	0
Financing Proceeds						
383100 Loan Proceeds	5,000,000	0	0	0	0	0
Financing Proceeds Total	5,000,000	0	0	0	0	0
Net Working Capital						
392000 Net Working Capital Unrestr	19,599,096	13,677,215	9,717,207	7,149,879	7,149,879	7,149,879
Net Working Capital Total	19,599,096	13,677,215	9,717,207	7,149,879	7,149,879	7,149,879
Facility Renovation Total	25,837,706	14,929,770	11,578,754	7,260,208	7,260,208	7,260,208
480 - Capital Improvement Projects	Actual FY 17-18	Actual FY 18-19	Budget FY 19-20	Proposed FY 20-21	Approved FY 20-21	Adopted FY 20-21
Charges for Services						
342810 CH2 Condo Fees Transit	37,600	0	0	0	0	0
344999 Other Reimbursements	1,500	0	0	0	0	0
Charges for Services Total	39,100	0	0	0	0	0
Admin Cost Recovery						
413100 IT Equipment Use Allocation	355,726	680,330	475,010	890,000	890,000	890,000
Admin Cost Recovery Total	355,726	680,330	475,010	890,000	890,000	890,000

MARION COUNTY FY 2020-21 BUDGET
BY NON-DEPARTMENTAL
CAPITAL

480 - Capital Improvement Projects	Actual FY 17-18	Actual FY 18-19	Budget FY 19-20	Proposed FY 20-21	Approved FY 20-21	Adopted FY 20-21
Interest						
361000 Investment Earnings	33,525	92,414	0	149,127	149,127	149,127
Interest Total	33,525	92,414	0	149,127	149,127	149,127
General Fund Transfers						
381100 Transfer from General Fund	2,928,443	6,259,835	3,001,879	0	0	0
General Fund Transfers Total	2,928,443	6,259,835	3,001,879	0	0	0
Other Fund Transfers						
381125 Transfer from Juvenile Grants	92,660	2,302	0	0	0	0
381130 Transfer from Public Works	10,000	51,991	0	0	0	0
381165 Xfr from Lottery and Econ Dev	19,836	15,000	0	0	0	0
381190 Transfer from Health	0	349,786	2,601,604	1,338,293	1,338,293	1,338,293
381255 Xfr from Traffic Safety Team	155,610	0	0	0	0	0
381383 Xfr from Capital Bldg and Eq	162,400	0	0	0	0	0
381585 Transfer from Self Insurance	25,000	0	0	0	0	0
Other Fund Transfers Total	465,506	419,079	2,601,604	1,338,293	1,338,293	1,338,293
Net Working Capital						
392000 Net Working Capital Unrestr	3,303,591	5,928,900	10,455,832	8,645,070	8,645,070	8,645,070
Net Working Capital Total	3,303,591	5,928,900	10,455,832	8,645,070	8,645,070	8,645,070
Capital Improvement Projects Total	7,125,891	13,380,557	16,534,325	11,022,490	11,022,490	11,022,490
Capital Grand Total	33,260,428	28,447,013	28,252,413	18,424,095	18,424,095	18,424,095

MARION COUNTY FY 2020-21 BUDGET
BY NON-DEPARTMENTAL
CAPITAL

Requirements by Fund Detail						
383 - Capital Building and Equipment	Actual FY 17-18	Actual FY 18-19	Budget FY 19-20	Proposed FY 20-21	Approved FY 20-21	Adopted FY 20-21
Transfers Out						
561480 Xfer to Capital Impr Projects	162,400	0	0	0	0	0
Transfers Out Total	162,400	0	0	0	0	0
Reserve for Future Expenditure						
572010 Reserve for Future Expenditure	0	0	139,334	141,397	141,397	141,397
Reserve for Future Expenditure Total	0	0	139,334	141,397	141,397	141,397
Capital Building and Equipment Total	162,400	0	139,334	141,397	141,397	141,397
455 - Facility Renovation	Actual FY 17-18	Actual FY 18-19	Budget FY 19-20	Proposed FY 20-21	Approved FY 20-21	Adopted FY 20-21
Capital Outlay						
531300 Departmental Equipment Capital	20,020	78,371	241,441	0	0	0
534100 Building Construction	12,046,608	4,374,742	5,325,014	3,677,583	3,677,583	3,677,583
534103 Construction Management	788	0	0	0	0	0
534300 Special Construction	93,076	759,450	0	0	0	0
534600 Site Improvements	0	0	618,142	618,142	618,142	618,142
Capital Outlay Total	12,160,491	5,212,564	6,184,597	4,295,725	4,295,725	4,295,725
Contingency						
571010 Contingency	0	0	356,933	720,000	720,000	720,000
Contingency Total	0	0	356,933	720,000	720,000	720,000
Reserve for Future Expenditure						
572010 Reserve for Future Expenditure	0	0	5,037,224	2,244,483	2,244,483	2,244,483
Reserve for Future Expenditure Total	0	0	5,037,224	2,244,483	2,244,483	2,244,483
Facility Renovation Total	12,160,491	5,212,564	11,578,754	7,260,208	7,260,208	7,260,208
480 - Capital Improvement Projects	Actual FY 17-18	Actual FY 18-19	Budget FY 19-20	Proposed FY 20-21	Approved FY 20-21	Adopted FY 20-21
Capital Outlay						
531300 Departmental Equipment Capital	233,098	451,698	1,115,103	792,267	792,267	792,267
531600 Computer Hardware Capital	375,726	1,577,253	6,528,485	3,032,862	3,032,862	3,032,862
531700 Computer Software Capital	35,239	284,029	2,248,892	2,270,509	2,270,509	2,270,509
531800 Telephone Systems	317,669	0	0	0	0	0
534100 Building Construction	128,434	377,830	769,221	622,499	622,499	622,499
534300 Special Construction	27,586	100,119	0	0	0	0
534600 Site Improvements	62,406	130,964	39,757	0	0	0
Capital Outlay Total	1,180,158	2,921,893	10,701,458	6,718,137	6,718,137	6,718,137
Transfers Out						
561130 Transfer to Public Works	16,834	2,832	137,255	95,750	95,750	95,750
561455 Xfer to Facility Renovation	0	0	1,250,000	0	0	0
Transfers Out Total	16,834	2,832	1,387,255	95,750	95,750	95,750

MARION COUNTY FY 2020-21 BUDGET
 BY NON-DEPARTMENTAL
 CAPITAL

480 - Capital Improvement Projects	Actual FY 17-18	Actual FY 18-19	Budget FY 19-20	Proposed FY 20-21	Approved FY 20-21	Adopted FY 20-21
Contingency						
571010 Contingency	0	0	264,417	1,305,418	1,305,418	1,305,418
Contingency Total	0	0	264,417	1,305,418	1,305,418	1,305,418
Reserve for Future Expenditure						
572010 Reserve for Future Expenditure	0	0	4,181,195	2,903,185	2,903,185	2,903,185
Reserve for Future Expenditure Total	0	0	4,181,195	2,903,185	2,903,185	2,903,185
Capital Improvement Projects Total	1,196,991	2,924,726	16,534,325	11,022,490	11,022,490	11,022,490
Capital Grand Total	13,519,883	8,137,289	28,252,413	18,424,095	18,424,095	18,424,095

MARION COUNTY FY 2020-21 BUDGET
BY NON-DEPARTMENTAL
CAPITAL

In addition to county capital budget funds, the Public Works Department manages capital projects within operating funds. The capital expenditures are recorded by project using cost accounting. Public Works Fund capital expenditures are primarily related to roads, bridges, and ferries. Environmental Services Fund capital expenditures are for solid waste management projects, notably site improvements. Fleet Management Fund capital expenditures are for vehicle purchases.

Also, from time-to-time departments have unique capital projects in operating funds that relate to specific activities only associated with the budgeted fund's operations. Below is a summary of all countywide capital expenditures.

SUMMARY OF COUNTYWIDE CAPITAL BUDGET

FY 2020-21

FY 17-18 Actual	FY 18-19 Actual	FUNDS	FY 19-20 Budget	FY 20-21 Adopted	Increase or (Decrease)	+/- % Prior Budget
-	-	Capital Building and Equipment	-	-	-	N/A
1,180,158	2,921,893	Capital Improvement Projects	10,701,458	6,718,137	(3,983,321)	-37.2%
12,160,491	5,212,564	Facility Renovation	6,184,597	4,295,725	(1,888,872)	-30.5%
13,340,649	8,134,457	Capital Funds Total	16,886,055	11,013,862	(5,872,193)	-34.8%
-	9,663	Building Inspection	-	-	-	N/A
3,264	409,148	Environmental Services	1,273,100	3,149,405	1,876,305	147.4%
1,375,458	1,204,367	Fleet Management	2,393,055	1,609,338	(783,717)	-32.7%
150,644	133,522	Parks	186,358	99,876	(86,482)	-46.4%
7,307,219	9,061,229	Public Works	20,621,681	18,996,387	(1,625,294)	-7.9%
84,340	119,399	Stormwater Management	235,750	408,634	172,884	73.3%
8,920,925	10,937,328	Public Works Dept Total	24,709,944	24,263,640	(446,304)	-1.8%
472,963	758,998	Health and Human Services	16,736	-	(16,736)	N/A
-	80,930	Juvenile Grants	9,010	-	(9,010)	0.0%
-	-	Inmate Welfare	30,072	-	(30,072)	0.0%
-	-	Law Library	62,240	-	(62,240)	0.0%
19,292	74,900	Sheriff Grants	74,263	16,727	(57,536)	-77.5%
18,527	17,455	Traffic Safety Team	26,688	-	(26,688)	-100.0%
-	2,994	Enhanced Public Safety ESSD	11,600	-	(11,600)	-100.0%
510,782	935,277	Other Funds Total	230,609	16,727	(213,882)	-92.7%
22,772,355	20,007,062	County Capital Total	41,826,608	35,294,229	(6,532,379)	-15.6%

MARION COUNTY FY 2020-21 BUDGET
BY NON-DEPARTMENTAL
CAPITAL

THIS PAGE HAS BEEN INTENTIONALLY LEFT BLANK

MARION COUNTY FY 2020-21 BUDGET
ACCOUNT LINE ITEM DETAIL

OVERVIEW

At the end of each department budget there are line item detail reports for all of the funds managed by that department. However, there are two funds (General Fund and Central Services Fund) that are shared by multiple departments so that the detail shown for each of these departments is only a portion of the total fund.

Countywide

All funds combined expenditure details in their entirety. Therefore the total fund information is identified in this section.

Countywide Resources detail begins on page 549.

Countywide Requirements detail begins on page 557.

General Fund

The General Fund is comprised of: (1) Assessor's Office; (2) Clerk's Office; (3) Community Services Department; (4) District Attorney's Office; (5) Justice Court; (6) Juvenile Department; (7) Sheriff's Office; (8) Treasurer; and (9) General Fund Non-Departmental Operations.

General Fund Resources detail begins on page 567.

General Fund Requirements detail begins on page 570.

Central Services Fund

The Central Services Fund is comprised of: (1) Board of Commissioners' Office; (2) Business Services Department; (3) Finance Department; (4) Human Resources Department; (5) Information Technology Department; (6) Legal Department; and (7) Central Services Non-Departmental Operations.

Central Services Fund Resources detail begins on page 577.

Central Services Fund Requirements detail begins on page 579.

MARION COUNTY FY 2020-21 BUDGET
ACCOUNT LINE ITEM DETAIL

THIS PAGE HAS BEEN INTENTIONALLY LEFT BLANK

MARION COUNTY FY 2020-21 BUDGET

ACCOUNT LINE ITEM DETAIL

COUNTYWIDE

Resources

	FY 17-18 ACTUAL	FY 18-19 ACTUAL	FY 19-20 BUDGET	FY 20-21 PROPOSED	FY 20-21 APPROVED	FY 20-21 ADOPTED
Taxes						
311100 Property Taxes Current Year	68,409,263	71,564,386	74,410,488	77,089,265	77,089,265	77,089,265
311200 Property Taxes Prior Years	945,542	2,402,691	1,030,000	825,000	825,000	825,000
311300 Prop Tx Interest and Penalties	292,754	326,989	300,000	300,000	300,000	300,000
312110 Franchise Fees Trash Collect	389,749	414,299	400,000	400,000	400,000	400,000
312200 Franchise Fees Cable TV	344,836	340,844	475,920	476,295	476,295	476,295
312201 Franchise Fees Cable PEG	0	0	142,940	142,900	142,900	142,900
312300 Severance Taxes	6,706	7,226	7,530	10,000	10,000	10,000
Total Taxes	70,388,850	75,056,435	76,766,878	79,243,460	79,243,460	79,243,460
Licenses and Permits						
321000 Marriage Licenses	59,275	58,700	65,000	60,000	60,000	60,000
322000 Dog Licenses	302,042	284,148	360,000	282,000	282,000	282,000
322020 Animal Rescue Licenses	875	1,125	500	200	200	200
323010 Structural Permits	3,229,389	3,942,108	3,200,000	3,500,000	3,500,000	3,500,000
323020 Construction Plan Reviews	17,550	47,177	30,000	30,000	30,000	30,000
324010 Driveway Permits	13,144	14,612	12,000	12,000	12,000	12,000
324020 Right Of Way Permits	24,864	27,492	18,000	18,000	18,000	18,000
324060 Removal Agreements	2,184	2,372	1,000	1,500	1,500	1,500
324070 Road Closure Permits	300	1,800	750	500	500	500
324080 Event and Film Permits	4,800	3,800	2,500	2,500	2,500	2,500
324100 Transportation Permits	512	1,920	500	630	630	630
324110 Single Trip Permits	25,528	31,824	25,000	22,500	22,500	22,500
324120 COVP Transp Permits County	47,800	43,418	50,000	45,000	45,000	45,000
324130 COVP Transp Permits Other	64,925	75,545	50,000	45,000	45,000	45,000
324140 Non COVP State Permits	745	845	750	675	675	675
325010 Alarm Permits	58,160	56,324	56,420	56,380	56,380	56,380
Total Licenses and Permits	3,852,091	4,593,210	3,872,420	4,076,885	4,076,885	4,076,885
Intergovernmental Federal						
331001 Payment in Lieu of Taxes	432,052	425,519	97,520	99,348	99,348	99,348
331010 Secure Rural Schools Title I	1,153,252	1,417,637	498,000	1,290,561	1,290,561	1,290,561
331011 Secure Rural Schools Title II	128,754	133,425	0	0	0	0
331012 Secure Rural Schools Title III	112,660	116,747	110,413	104,892	104,892	104,892
331014 US Dept of Agriculture	40,061	9,939	100,000	0	0	0
331015 USDA Forest Service	214,760	0	226,000	175,964	175,964	175,964
331016 DOI BLM O and C Lands Act	285,785	0	0	0	0	0
331024 US Dept of Justice DEA	0	0	17,374	0	0	0
331026 US Dept of Justice	0	0	521,352	470,983	470,983	470,983
331030 US Dept of Transportation	86,754	0	875,500	1,212,000	1,212,000	1,212,000
331210 Oregon Dept of Education	6,848	0	0	0	0	0
331211 Oregon State Police	8,346	39,762	13,000	12,000	12,000	12,000

MARION COUNTY FY 2020-21 BUDGET

ACCOUNT LINE ITEM DETAIL

COUNTYWIDE

Resources

	FY 17-18 ACTUAL	FY 18-19 ACTUAL	FY 19-20 BUDGET	FY 20-21 PROPOSED	FY 20-21 APPROVED	FY 20-21 ADOPTED
331212 Oregon Health Authority	36,044	6,722	0	17,000	17,000	17,000
331220 ODOJ Support Enf Incentives	0	0	0	188,211	188,211	188,211
331221 OHSU CaCoon Contract	89,950	79,647	76,175	76,175	76,175	76,175
331222 Oregon Housing Community Svcs	3,935	3,030	3,000	3,000	3,000	3,000
331223 Oregon Dept of Justice	1,584,501	1,636,627	1,901,071	1,922,106	1,922,106	1,922,106
331224 USDA Child Nutrition Cluster	83,415	76,776	0	0	0	0
331225 Oregon State Sheriffs Assn	27,165	11,217	54,000	0	0	0
331227 Emergency Management Grant	181,712	169,974	160,000	160,000	160,000	160,000
331228 Oregon Military Department	116,295	35,170	35,605	28,250	28,250	28,250
331229 Oregon Dept of Transportation	1,139,441	868,231	8,112,750	5,836,173	5,836,173	5,836,173
331231 Oregon DHS Water Contract	81,772	51,249	118,881	94,557	94,557	94,557
331232 DHS Public Health Contract	1,774,534	1,633,307	1,774,444	1,598,244	1,598,244	1,598,244
331233 DHS Mental Health Contract	1,398,401	1,562,913	1,063,520	1,189,318	1,189,318	1,189,318
331234 DHS Title IV E Reimbursement	361,954	394,287	270,400	245,360	245,360	245,360
331301 BIA Chemawa School Contract	457,000	395,634	356,374	341,256	341,256	341,256
331990 Other Federal Revenues	469,533	80,953	124,424	80,092	80,092	80,092
Total Intergovernmental Federal	10,274,928	9,148,766	16,509,803	15,145,490	15,145,490	15,145,490
Intergovernmental State						
332010 Chapter 530 Forest Rehab	631,889	4,764,981	1,726,500	689,565	689,565	689,565
332011 OLCC General	1,850,771	1,956,952	2,044,325	2,201,738	2,201,738	2,201,738
332012 OLCC Alcohol and Drug	300,162	308,272	259,000	300,000	300,000	300,000
332013 Gas Tax	21,541,933	25,012,199	24,191,000	22,981,000	22,981,000	22,981,000
332014 Cigarette Tax	286,591	270,678	280,720	280,439	280,439	280,439
332015 Electric Coop Tax	256,371	269,040	261,000	275,000	275,000	275,000
332016 Amusement Devise Tax	74,846	75,427	75,000	50,000	50,000	50,000
332017 Private Rail Car Tax	4,833	6,856	6,500	6,750	6,750	6,750
332018 RV Parks Apportionment	311,992	307,269	295,000	308,000	308,000	308,000
332019 County Assmt Funding CAFFA	1,032,257	960,961	1,103,493	1,103,493	1,103,493	1,103,493
332021 Video Lottery	1,812,714	1,765,664	1,993,993	1,431,115	1,431,115	1,431,115
332031 Oregon Department of Justice	128,718	140,665	316,634	317,358	317,358	317,358
332035 ODOJ Unitary Assessment Grant	190,660	190,660	190,660	189,789	189,789	189,789
332036 Oregon Criminal Justice Comm	0	0	773,920	773,920	773,920	773,920
332040 Marine Board	149,813	168,086	138,155	147,639	147,639	147,639
332050 Oregon Emergency Management	0	1,065	0	0	0	0
332060 Oregon DHS Health Contract	853,006	1,256,497	1,530,214	1,647,647	1,647,647	1,647,647
332061 Oregon DHS Mental Health	23,436,499	20,961,659	22,394,370	22,584,094	22,584,094	22,584,094
332062 Oregon DHS Juvenile Dependency	136,181	136,181	0	0	0	0
332063 Oregon Dept of Human Services	0	10,591	0	0	0	0
332068 Oregon Health Authority	0	897,248	1,734,039	815,652	815,652	815,652
332070 Community Corrections SB 1145	12,870,395	12,870,394	12,214,859	12,214,859	12,214,859	12,214,859
332071 Community Corrections Subsidy	35,176	35,178	35,316	0	0	0

MARION COUNTY FY 2020-21 BUDGET

ACCOUNT LINE ITEM DETAIL

COUNTYWIDE

Resources

	FY 17-18 ACTUAL	FY 18-19 ACTUAL	FY 19-20 BUDGET	FY 20-21 PROPOSED	FY 20-21 APPROVED	FY 20-21 ADOPTED
332072 OR CJC Justice Reinvestment	1,919,961	1,919,961	2,160,791	2,177,465	2,177,465	2,177,465
332074 Oregon Dept of Corrections	0	689,430	769,513	749,273	749,273	749,273
332084 Oregon Youth Authority	0	964,106	977,398	1,033,848	1,033,848	1,033,848
332085 Oregon Dept Veterans Affairs	162,799	219,770	221,709	221,709	221,709	221,709
332087 OR Dept Environmental Quality	51,746	0	57,200	57,200	57,200	57,200
332088 OR Parks and Recreation Dept	0	32,092	37,540	36,132	36,132	36,132
332089 Oregon Department of Education	0	217,082	206,910	248,360	248,360	248,360
332090 ODOT STP Exchange Revenues	1,175,000	822,500	788,000	815,865	815,865	815,865
332091 Oregon Dept of Transportation	535,557	2,079,632	858,750	1,875,250	1,875,250	1,875,250
332200 County Fair Subsidies	53,167	53,167	53,167	53,167	53,167	53,167
332990 Other State Revenues	3,999,409	914,977	48,145	107,950	107,950	107,950
Total Intergovernmental State	73,802,446	80,279,238	77,743,821	75,694,277	75,694,277	75,694,277
Intergovernmental Local						
335500 MV Behavioral Care Network	12,583,989	13,646,465	7,821,491	0	0	0
335510 MVBCN Other	115,262	47,145	22,343	0	0	0
335520 MVBCN Contracts	1,910,432	863,868	0	0	0	0
335530 MVBCN MPCHP	36,400	0	0	0	0	0
335950 Local Government Grants	0	19,829	0	0	0	0
Total Intergovernmental Local	14,646,083	14,577,308	7,843,834	0	0	0
Charges for Services						
341042 Marion Cty Justice Court Fees	544,864	482,327	500,000	500,000	500,000	500,000
341060 Law Library Fees	299,056	299,056	299,229	305,682	305,682	305,682
341070 Filing Fees	40,287	45,993	40,000	40,000	40,000	40,000
341080 Recording Fees	1,476,846	1,420,178	1,200,000	1,500,000	1,500,000	1,500,000
341090 Passport Application Fees	140,465	146,880	100,000	125,000	125,000	125,000
341100 Assessment and Taxation Fees	32,180	29,184	30,000	30,000	30,000	30,000
341110 Corner Restoration Record Fees	454,224	414,485	400,000	500,000	500,000	500,000
341120 Road Vacation Fees	0	0	5,000	2,500	2,500	2,500
341140 Planning Fees	320,108	323,152	325,000	260,000	260,000	260,000
341150 Sheriff Service Fees	243,163	220,147	226,900	180,000	180,000	180,000
341160 Gun Permit Fees	264,250	206,335	255,748	237,225	237,225	237,225
341170 Witness Fees	555	638	500	500	500	500
341180 Crime Report Fees	20,755	22,175	20,000	21,000	21,000	21,000
341200 Towing Fees	28,540	22,800	20,640	21,640	21,640	21,640
341210 False Alarm Fees	13,930	16,550	15,000	15,000	15,000	15,000
341220 Supervision Fees	875,690	891,785	854,000	854,000	854,000	854,000
341230 Client Fees	308,926	355,424	385,850	333,535	333,535	333,535
341232 Insurance Fees	208,456	204,605	220,750	247,577	247,577	247,577
341240 Food Service Fees	67,313	45,436	45,400	65,400	65,400	65,400
341280 Detention Fees	2,370	3,481	0	0	0	0
341290 Site Plan Review Fees	4,408	7,524	7,000	7,000	7,000	7,000

MARION COUNTY FY 2020-21 BUDGET

ACCOUNT LINE ITEM DETAIL

COUNTYWIDE

Resources

	FY 17-18 ACTUAL	FY 18-19 ACTUAL	FY 19-20 BUDGET	FY 20-21 PROPOSED	FY 20-21 APPROVED	FY 20-21 ADOPTED
341330 Health Inspection Fees	858,134	911,630	910,115	900,000	900,000	900,000
341350 Birth and Death Certificates	398,016	397,743	400,000	405,386	405,386	405,386
341370 Medicaid Fees	5,285,311	4,575,666	3,663,315	2,423,930	2,423,930	2,423,930
341380 Workshop Fees	1,560	1,465	0	0	0	0
341400 Tax Collector Fees	82,671	89,584	145,000	100,000	100,000	100,000
341420 Assessor Fees	39,563	41,094	25,000	75,000	75,000	75,000
341430 Copy Machine Fees	207,011	212,424	1,565	16,275	16,275	16,275
341440 Vending Machine Fees	127,325	132,699	112,036	133,507	133,507	133,507
341450 Pay Telephone Fees	67,141	171,204	117,729	207,674	207,674	207,674
341460 Fax Fees	10	1	10	10	10	10
341490 Ferrous Metal Fees	667,817	519,929	390,600	295,029	295,029	295,029
341500 Electricity Generation Fees	1,610,854	1,152,429	1,600,000	1,600,000	1,600,000	1,600,000
341520 System Development Charges	511,086	668,413	539,000	400,000	400,000	400,000
341530 Gate Receipts	76,791	58,107	67,750	60,000	60,000	60,000
341540 Food Booth Fees	43,375	37,945	35,250	35,500	35,500	35,500
341550 Commercial Space Rental Fees	23,252	15,055	22,000	15,000	15,000	15,000
341555 Sponsor Fees	84,180	83,285	70,000	75,000	75,000	75,000
341560 Carnival Fees	18,273	16,333	16,000	18,000	18,000	18,000
341565 Stall Fees	2,777	2,745	2,750	2,750	2,750	2,750
341580 Camping Fees	16,631	20,117	17,500	20,000	20,000	20,000
341590 Impound Fees	23,734	25,750	22,650	36,000	36,000	36,000
341600 Board Fees	30,217	28,707	28,500	30,000	30,000	30,000
341605 Dog Adoption Fees	47,925	84,568	55,200	100,000	100,000	100,000
341620 User Fees	280,689	262,321	182,935	209,661	209,661	209,661
341630 Service Charges	1,396	1,460	300	500	500	500
341635 Returned Check Fees	595	550	100	100	100	100
341670 Surveyor Fees	133,330	132,681	120,000	140,000	140,000	140,000
341680 Discovery Fees	0	0	195,000	155,000	155,000	155,000
341690 Attorney Fees	181,506	243,482	165,600	196,900	196,900	196,900
341700 Victim Assistance Fees	1,836	4,395	2,200	3,800	3,800	3,800
341701 Children Assistance Fees	0	8,654	11,500	10,000	10,000	10,000
341710 Juvenile Probation Fees	30,476	16,814	18,500	17,000	17,000	17,000
341711 Juvenile Probation Fees FAA	6,404	6,089	6,000	8,000	8,000	8,000
341712 Juvenile Probation Fees MIP	475	0	0	0	0	0
341720 Appeal Fees	2,550	1,775	5,000	2,000	2,000	2,000
341750 Medicare Fees	195,299	175,795	195,400	203,200	203,200	203,200
341820 County Clerk Records Fees	145,926	134,164	150,000	150,000	150,000	150,000
341840 Work Crew Fees	486,749	465,363	466,750	510,750	510,750	510,750
341860 Grand Safety Station Fees	495	195	225	200	200	200
341940 Declaration Domestic Partners	75	150	200	200	200	200
341950 Retail Sales	214,607	221,654	209,515	224,000	224,000	224,000

MARION COUNTY FY 2020-21 BUDGET

ACCOUNT LINE ITEM DETAIL

COUNTYWIDE

Resources

	FY 17-18 ACTUAL	FY 18-19 ACTUAL	FY 19-20 BUDGET	FY 20-21 PROPOSED	FY 20-21 APPROVED	FY 20-21 ADOPTED
341952 Styrofoam Recycling	0	24,510	33,895	27,000	27,000	27,000
341955 Wood and Compost Sales	55,027	37,733	60,000	48,000	48,000	48,000
341998 Dog Shelter Donation Credits	(1,778)	(1,199)	0	0	0	0
341999 Other Fees	125,558	231,902	207,477	66,537	66,537	66,537
342100 Building Rentals	179,590	171,751	172,494	155,056	155,056	155,056
342200 Property Leases	270,924	285,921	75,552	81,771	81,771	81,771
342310 Parking Permits	286,999	295,113	273,000	273,000	273,000	273,000
342400 Fleet Rentals	1,606,681	1,582,479	1,512,462	1,677,559	1,677,559	1,677,559
342410 Motor Pool Mileage Charges	45,132	43,740	46,750	46,750	46,750	46,750
342510 Wheatland Ferry Tolls	603,811	569,105	615,000	553,500	553,500	553,500
342520 Buena Vista Ferry Tolls	86,840	81,564	82,000	69,300	69,300	69,300
342551 Stormwater Commercial Fees	158,454	159,222	0	0	0	0
342552 Stormwater Fees	376,831	377,159	634,577	634,577	634,577	634,577
342553 Stormwater MF Residential Fees	94,472	94,554	0	0	0	0
342610 Browns Island Tipping Fees	788,809	563,446	576,158	434,277	434,277	434,277
342620 Waste to Energy Tipping Fees	12,335,331	12,398,518	12,843,669	12,695,866	12,695,866	12,695,866
342640 N Marion Tipping Fees	1,934,634	2,371,674	2,471,488	2,532,854	2,532,854	2,532,854
342645 Appliance Metal Recovery Fees	6,639	22,838	0	0	0	0
342650 SKRTS Tipping Fees	5,741,828	6,155,656	6,609,116	6,587,133	6,587,133	6,587,133
342660 Browns Island Composting Fees	84,941	67,958	67,812	70,685	70,685	70,685
342672 Medical Waste Blue Bin Fees	1,083,135	1,286,385	1,079,838	1,772,031	1,772,031	1,772,031
342673 Medical Waste Gray Bin Fees	840,144	906,760	795,089	1,337,875	1,337,875	1,337,875
342674 WTEF Supplemental Waste Fees	205,433	207,945	181,916	582,900	582,900	582,900
342675 WTEF Suppl Waste Environ Fees	15,494	23,052	14,553	0	0	0
342690 Other Tipping Fees	131,079	102,398	0	0	0	0
342810 CH2 Condo Fees Transit	37,600	0	0	0	0	0
342910 Public Records Request Charges	3,498	4,131	3,450	3,750	3,750	3,750
344100 Election Reimbursements	431,300	284,086	50,000	50,000	50,000	50,000
344250 Telephone Use Reimbursement	89,640	92,890	76,450	30,570	30,570	30,570
344300 Restitution	2,605	2,455	500	500	500	500
344701 Felony DUUI Reimbursemt SB395	115,811	268,113	100,000	150,000	150,000	150,000
344800 EAIP Reimbursement	107,901	142,348	78,000	76,500	76,500	76,500
344999 Other Reimbursements	304,157	221,942	76,931	84,641	84,641	84,641
345100 Sale of Capital Assets	250,787	588,111	160,000	381,500	381,500	381,500
345200 Foreclosed Property Sales	155,814	401,412	200,000	300,000	300,000	300,000
345300 Surplus Property Sales	966	4,800	19,685	250	250	250
345400 Document Fees	1,424	0	0	0	0	0
347001 PW Services to Counties	106,294	129,528	131,000	159,369	159,369	159,369
347002 PW Services to Cities	653,667	591,658	681,500	844,755	844,755	844,755
347003 PW Services to Svc Districts	304,252	316,963	292,117	271,739	271,739	271,739
347004 PW Services to Other Agencies	55,790	45,665	71,500	1,000	1,000	1,000

MARION COUNTY FY 2020-21 BUDGET

ACCOUNT LINE ITEM DETAIL

COUNTYWIDE

Resources

	FY 17-18 ACTUAL	FY 18-19 ACTUAL	FY 19-20 BUDGET	FY 20-21 PROPOSED	FY 20-21 APPROVED	FY 20-21 ADOPTED
347005 PW Services to County Depts	1,143,418	1,273,902	1,214,172	1,977,073	1,977,073	1,977,073
347006 DA Services to County Depts	157,724	185,114	185,204	190,264	190,264	190,264
347101 Central Svcs to Other Agencies	194,597	152,463	110,633	127,940	127,940	127,940
347201 SO Enforcement Services	1,070,948	2,788,729	2,770,638	2,765,913	2,765,913	2,765,913
347202 Code Enforcement Services	160,534	159,930	160,467	166,796	166,796	166,796
347401 Health Svcs to County Depts	288,507	245,900	641,741	572,630	572,630	572,630
347402 Health Svcs to Other Agencies	181,360	261,535	54,430	51,430	51,430	51,430
347403 Mental Health Services	227,365	202,841	179,630	194,130	194,130	194,130
347405 Medicaid Admin Services	104,990	112,307	110,000	120,000	120,000	120,000
347406 Drug Treatment Services	648	0	0	0	0	0
347407 Coordinated Care PMPM	0	0	6,514,525	12,703,680	12,703,680	12,703,680
347408 Coordinated Care FFS	0	0	3,235,320	6,468,911	6,468,911	6,468,911
347501 Comm Svcs to Other Agencies	34,442	36,162	0	0	0	0
348100 Liability Insurance	1,255,799	1,445,300	1,271,400	1,272,800	1,272,800	1,272,800
348200 Workers Comp Insurance	831,744	794,579	744,100	656,313	656,313	656,313
348300 Medical Insurance	21,512,350	22,120,896	24,350,600	24,743,076	24,743,076	24,743,076
348310 Dental Insurance	2,019,554	2,011,392	2,419,900	2,077,357	2,077,357	2,077,357
348320 Health Savings Accounts	126,940	154,302	108,500	175,000	175,000	175,000
348400 Group Term Life Insurance	147,008	150,958	181,500	186,345	186,345	186,345
348500 Long Term Disability Insurance	298,283	305,583	407,000	417,602	417,602	417,602
348600 Unemployment Insurance	288,296	279,901	366,600	301,204	301,204	301,204
348700 Wellness Program	53,361	53,754	45,000	45,000	45,000	45,000
348800 Employee Assistance Program	39,452	43,207	52,600	52,100	52,100	52,100
Total Charges for Services	77,067,280	80,013,629	90,340,151	101,293,240	101,293,240	101,293,240
Admin Cost Recovery						
411100 County Admin Allocation	1,979,832	2,183,265	2,453,209	2,342,735	2,342,735	2,342,735
411200 Business Services Allocation	0	0	668,613	711,330	711,330	711,330
411210 Facilities Mgt Allocation	2,643,063	2,870,532	2,991,879	3,059,633	3,059,633	3,059,633
411220 Custodial Allocation	1,316,886	1,342,498	1,321,758	1,354,411	1,354,411	1,354,411
411230 Courier Allocation	71,044	63,823	60,962	64,369	64,369	64,369
411250 Risk Management Allocation	474,172	435,011	556,750	511,599	511,599	511,599
411255 Benefits Allocation	412,044	438,903	399,031	575,049	575,049	575,049
411260 Human Resources Allocation	1,485,479	1,674,972	1,804,866	2,058,579	2,058,579	2,058,579
411300 Legal Services Allocation	1,382,376	1,392,363	1,646,854	1,634,117	1,634,117	1,634,117
411400 Information Tech Allocation	6,310,118	7,603,773	9,836,315	9,899,842	9,899,842	9,899,842
411410 FIMS Allocation	2,570,933	2,722,549	1,733,011	1,520,198	1,520,198	1,520,198
411600 Finance Allocation	2,358,378	2,600,908	2,881,398	3,070,854	3,070,854	3,070,854
411800 MCBEE Allocation	45,609	45,119	125,712	342,645	342,645	342,645
412100 PERS Debt Service Assessments	4,758,866	5,906,609	4,819,557	5,226,269	5,226,269	5,226,269
413100 IT Equipment Use Allocation	355,726	680,330	475,010	890,000	890,000	890,000
Total Admin Cost Recovery	26,164,526	29,960,654	31,774,925	33,261,630	33,261,630	33,261,630

MARION COUNTY FY 2020-21 BUDGET

ACCOUNT LINE ITEM DETAIL

COUNTYWIDE

Resources

	FY 17-18 ACTUAL	FY 18-19 ACTUAL	FY 19-20 BUDGET	FY 20-21 PROPOSED	FY 20-21 APPROVED	FY 20-21 ADOPTED
Fines and Forfeitures						
351100 Dog Fines	7,843	4,703	6,500	4,500	4,500	4,500
351200 Traffic Fines	2,181,742	2,194,528	2,100,010	2,102,391	2,102,391	2,102,391
351500 Weighmaster Fines	11,937	11,332	15,000	15,000	15,000	15,000
351600 Liquor Control Fines	240	0	0	0	0	0
352300 Civil Forfeitures	1,027	1,072	0	0	0	0
353100 County Assessments	510,557	439,273	504,462	512,100	512,100	512,100
353200 Court Security	193,454	242,212	242,603	246,961	246,961	246,961
Total Fines and Forfeitures	2,906,801	2,893,121	2,868,575	2,880,952	2,880,952	2,880,952
Interest						
361000 Investment Earnings	1,599,109	2,466,499	1,621,149	2,124,732	2,124,732	2,124,732
364100 Interfund Loan Interest	8,370	11,414	5,131	0	0	0
364900 Loan Repayment Interest	22,984	16,087	13,744	89,800	89,800	89,800
365000 Investment Fee	454,521	456,592	500,000	400,000	400,000	400,000
Total Interest	2,084,984	2,950,592	2,140,024	2,614,532	2,614,532	2,614,532
Other Revenues						
371000 Miscellaneous Income	41,554	88,032	69,750	38,000	38,000	38,000
371100 Recoveries from Collections	4,243	6,712	7,150	1,600	1,600	1,600
372000 Over and Short	1,591	(640)	2,100	1,000	1,000	1,000
373100 Special Program Donations	116,785	153,387	117,935	96,500	96,500	96,500
373200 Victims Assistance Donations	28,216	21,708	10,000	15,000	15,000	15,000
373500 Private Foundation Grants	190,119	36,882	25,000	0	0	0
374100 Block Grant Loan Principal	400	0	0	0	0	0
374300 Interfund Loan Principal	102,143	102,143	357,143	0	0	0
374900 Loan Repayment Principal	291,018	104,586	26,720	103,500	103,500	103,500
Total Other Revenues	776,070	512,809	615,798	255,600	255,600	255,600
General Fund Transfers						
381100 Transfer from General Fund	14,296,809	17,260,940	14,661,130	10,782,600	10,782,600	10,782,600
Total General Fund Transfers	14,296,809	17,260,940	14,661,130	10,782,600	10,782,600	10,782,600
Other Fund Transfers						
381115 Transfer from Non Dept Grants	59,554	17,073	225,936	215,238	215,238	215,238
381125 Transfer from Juvenile Grants	92,660	22,075	0	0	0	0
381130 Transfer from Public Works	10,000	84,619	86,266	70,875	70,875	70,875
381155 Xfr from Tax Title Land Sales	47,249	39,399	90,000	79,686	79,686	79,686
381160 Xfr from Community Svcs Grants	0	34,753	0	0	0	0
381165 Xfr from Lottery and Econ Dev	343,836	339,000	324,000	324,000	324,000	324,000
381170 Transfer from CD Block Grants	0	4,170	0	0	0	0
381180 Transfer from Comm Corrections	4,035,704	4,381,689	4,165,242	4,163,424	4,163,424	4,163,424
381185 Transfer from Criminal Justice	454,515	524,388	504,462	512,100	512,100	512,100
381190 Transfer from Health	382,221	813,633	3,041,899	1,778,055	1,778,055	1,778,055
381245 Xfr from Public Safety ESSD	0	126,888	108,006	0	0	0

MARION COUNTY FY 2020-21 BUDGET
ACCOUNT LINE ITEM DETAIL

COUNTYWIDE						
	Resources					
	FY 17-18 ACTUAL	FY 18-19 ACTUAL	FY 19-20 BUDGET	FY 20-21 PROPOSED	FY 20-21 APPROVED	FY 20-21 ADOPTED
381250 Transfer from Sheriff Grants	14,162	0	0	0	0	0
381255 Xfr from Traffic Safety Team	255,610	100,000	275,000	305,954	305,954	305,954
381270 Transfer from County Fair	47,557	0	0	0	0	0
381310 Transfer from Parks	0	0	15,511	0	0	0
381330 Transfer from Building Insp	0	27,351	0	0	0	0
381383 Xfr from Capital Bldg and Eq	162,400	0	0	0	0	0
381480 Xfr from Capital Impr Projects	16,834	2,832	1,387,255	95,750	95,750	95,750
381510 Transfer from Env Services	0	0	51,260	0	0	0
381515 Xfr from Stormwater Management	0	1,000	69,455	0	0	0
381585 Transfer from Self Insurance	25,000	0	0	0	0	0
Total Other Fund Transfers	5,947,302	6,518,869	10,344,292	7,545,082	7,545,082	7,545,082
Settlements						
382100 Settlements	307,818	462,922	15,000	10,000	10,000	10,000
Total Settlements	307,818	462,922	15,000	10,000	10,000	10,000
Financing Proceeds						
383100 Loan Proceeds	5,000,000	0	0	0	0	0
Total Financing Proceeds	5,000,000	0	0	0	0	0
Net Working Capital						
391000 Net Working Capital Restricted	18,584,487	16,339,121	11,921,409	12,425,470	12,425,470	12,425,470
392000 Net Working Capital Unrestr	109,757,171	119,861,036	131,305,741	120,781,491	120,781,491	120,781,491
Total Net Working Capital	128,341,658	136,200,157	143,227,150	133,206,961	133,206,961	133,206,961
GRAND TOTAL	435,857,645	460,428,651	478,723,801	466,010,709	466,010,709	466,010,709

MARION COUNTY FY 2020-21 BUDGET

ACCOUNT LINE ITEM DETAIL

COUNTYWIDE

Requirements

	FY 17-18 ACTUAL	FY 18-19 ACTUAL	FY 19-20 BUDGET	FY 20-21 PROPOSED	FY 20-21 APPROVED	FY 20-21 ADOPTED
Personnel Services						
Salaries and Wages						
511020 Salaries and Wages Budget Only	0	0	354,198	0	0	0
511110 Regular Wages	69,141,536	72,004,744	95,739,629	99,995,811	99,995,811	99,995,811
511120 Temporary Wages	2,389,159	2,464,222	2,415,149	2,443,564	2,443,564	2,443,564
511130 Vacation Pay	4,656,431	4,858,140	0	0	0	0
511140 Sick Pay	3,169,812	3,031,542	0	0	0	0
511150 Holiday Pay	3,859,737	4,100,749	0	0	0	0
511160 Comp Time Pay	650,875	682,057	94,860	102,381	102,381	102,381
511170 Standby Pay	12	0	0	0	0	0
511180 Differential Pay	71,177	76,881	50,914	62,433	62,433	62,433
511210 Compensation Credits	1,927,237	1,769,282	1,723,971	1,553,417	1,553,417	1,553,417
511220 Pager Pay	243,999	250,747	213,311	223,979	223,979	223,979
511240 Leave Payoff	636,148	709,504	77,036	61,977	61,977	61,977
511250 Training Pay	23,244	20,656	43,959	42,795	42,795	42,795
511260 Election Workers	33,874	38,458	60,000	60,000	60,000	60,000
511270 Leadworker Pay	4,746	4,685	2,200	3,850	3,850	3,850
511280 Cell Phone Pay	17,989	14,428	6,133	4,543	4,543	4,543
511290 Health Insurance Waiver Pay	126,422	149,372	151,200	177,600	177,600	177,600
511410 Straight Pay	152,108	169,180	96,822	71,916	71,916	71,916
511420 Premium Pay	2,336,332	2,501,319	2,271,198	2,156,438	2,156,438	2,156,438
511430 Court Time	65,153	74,635	87,284	92,430	92,430	92,430
511450 Premium Pay Temps	43,741	47,784	42,990	36,313	36,313	36,313
511470 Extra Duty Contract Pay	58,992	29,226	5,000	0	0	0
511930 Clothing Allowance	6,800	6,333	8,200	8,200	8,200	8,200
Total Salaries and Wages	89,615,524	93,003,944	103,444,054	107,097,647	107,097,647	107,097,647
Fringe Benefits						
512010 Fringe Benefits Budget Only	0	0	991,283	820,940	820,940	820,940
512110 PERS	15,973,122	16,411,543	22,396,814	23,884,990	23,884,990	23,884,990
512120 401K	649,870	675,199	727,267	751,666	751,666	751,666
512130 PERS Debt Service	4,742,425	5,906,585	5,172,279	5,465,517	5,465,517	5,465,517
512200 FICA	6,700,230	6,973,427	7,608,068	7,923,592	7,923,592	7,923,592
512310 Medical Insurance	20,303,186	21,054,599	23,930,419	24,700,296	24,700,296	24,700,296
512320 Dental Insurance	1,906,723	1,915,882	2,377,568	2,073,764	2,073,764	2,073,764
512330 Group Term Life Insurance	146,189	150,958	178,687	185,811	185,811	185,811
512340 Long Term Disability Insurance	296,670	305,583	400,636	416,410	416,410	416,410
512400 Unemployment Insurance	286,719	279,899	361,150	305,221	305,221	305,221
512520 Workers Comp Insurance	35,896	33,689	48,082	48,224	48,224	48,224
512600 Wellness Program	53,090	53,754	60,522	60,960	60,960	60,960
512610 Employee Assistance Program	39,252	43,207	51,458	51,835	51,835	51,835

MARION COUNTY FY 2020-21 BUDGET

ACCOUNT LINE ITEM DETAIL

COUNTYWIDE						
Requirements						
	FY 17-18 ACTUAL	FY 18-19 ACTUAL	FY 19-20 BUDGET	FY 20-21 PROPOSED	FY 20-21 APPROVED	FY 20-21 ADOPTED
512700 County HSA Contributions	126,940	154,302	109,797	103,669	103,669	103,669
Total Fringe Benefits	51,260,314	53,958,624	64,414,030	66,792,895	66,792,895	66,792,895
Total Personnel Services	140,875,837	146,962,568	167,858,084	173,890,542	173,890,542	173,890,542
Materials and Services						
Supplies						
521010 Office Supplies	360,613	337,792	378,218	343,863	343,863	343,863
521030 Field Supplies	197,214	194,594	223,080	200,938	200,938	200,938
521040 Institutional Supplies	238,904	237,995	216,620	226,769	226,769	226,769
521050 Janitorial Supplies	150,977	167,545	171,524	170,256	170,256	170,256
521052 Janitorial Floor Care	1,431	3,529	3,500	2,500	2,500	2,500
521060 Electrical Supplies	23,858	30,800	59,400	48,750	48,750	48,750
521070 Departmental Supplies	294,439	303,404	514,983	294,596	294,596	294,596
521080 Food Supplies	85,058	72,759	90,952	102,244	102,244	102,244
521090 Uniforms and Clothing	124,244	158,119	220,820	220,792	220,792	220,792
521100 Medical Supplies	90,263	109,475	115,934	104,646	104,646	104,646
521110 First Aid Supplies	5,903	6,037	16,010	14,810	14,810	14,810
521120 Drugs	469,916	623,015	548,118	637,254	637,254	637,254
521130 Contraceptives	59,839	61,267	60,000	0	0	0
521140 Vaccines	54,799	36,316	51,045	30,354	30,354	30,354
521170 Educational Supplies	25,191	47,491	80,582	57,873	57,873	57,873
521190 Publications	69,868	53,372	70,938	58,211	58,211	58,211
521210 Gasoline	581,772	573,079	708,888	642,751	642,751	642,751
521220 Diesel	274,809	354,651	340,153	298,910	298,910	298,910
521230 Propane	3,424	2,954	13,530	10,930	10,930	10,930
521240 Automotive Supplies	10,731	8,684	6,500	7,300	7,300	7,300
521241 Oil and Lubricants	11,765	22,287	26,550	20,450	20,450	20,450
521300 Safety Clothing	45,199	82,985	82,958	113,402	113,402	113,402
521310 Safety Equipment	32,209	41,495	52,868	61,830	61,830	61,830
Total Supplies	3,212,426	3,529,644	4,053,171	3,669,429	3,669,429	3,669,429
Materials						
522010 Liquid Asphalt	1,170,990	1,025,885	1,202,400	1,233,934	1,233,934	1,233,934
522020 Crushed Rock	542,563	618,054	826,000	782,440	782,440	782,440
522030 Pipe	16,989	3,492	18,900	34,600	34,600	34,600
522050 Bridge Materials	23,796	14,205	30,000	37,880	37,880	37,880
522060 Sign Materials	135,451	140,136	115,100	105,875	105,875	105,875
522070 Paint	644,518	679,984	701,750	1,047,401	1,047,401	1,047,401
522080 Building Materials	10,306	4,226	6,300	9,200	9,200	9,200
522090 Chemical Sprays	60,273	35,397	75,225	77,650	77,650	77,650
522100 Parts	260,577	398,469	254,050	251,000	251,000	251,000

MARION COUNTY FY 2020-21 BUDGET

ACCOUNT LINE ITEM DETAIL

COUNTYWIDE

Requirements

	FY 17-18 ACTUAL	FY 18-19 ACTUAL	FY 19-20 BUDGET	FY 20-21 PROPOSED	FY 20-21 APPROVED	FY 20-21 ADOPTED
522110 Batteries	22,907	21,221	30,280	23,900	23,900	23,900
522120 Tires and Accessories	27,117	40,655	86,400	76,000	76,000	76,000
522140 Small Tools	32,514	29,452	43,400	35,600	35,600	35,600
522150 Small Office Equipment	125,369	207,594	305,449	188,334	188,334	188,334
522160 Small Departmental Equipment	270,943	256,639	334,987	373,927	373,927	373,927
522170 Computers Non Capital	278,030	861,245	638,544	524,394	524,394	524,394
522180 Software	110,185	166,641	192,686	119,601	119,601	119,601
522190 Asphalt Concrete	535,694	530,253	600,000	574,575	574,575	574,575
522240 Deicer	9,194	23,162	15,000	15,000	15,000	15,000
522500 Materials for Resale	99,666	90,706	94,761	92,261	92,261	92,261
Total Materials	4,377,084	5,147,416	5,571,232	5,603,572	5,603,572	5,603,572
Communications						
523010 Telephone Equipment	6,033	8,260	14,326	6,362	6,362	6,362
523015 Video Security Equipment	0	86,480	85,865	85,865	85,865	85,865
523020 Phone and Communication Svcs	320,036	312,360	342,251	331,864	331,864	331,864
523030 Fax	30	47	0	0	0	0
523040 Data Connections	275,654	306,226	326,030	353,173	353,173	353,173
523050 Postage	167,323	158,009	151,433	151,906	151,906	151,906
523060 Cellular Phones	305,985	351,884	367,813	400,101	400,101	400,101
523070 Pagers	2,580	1,252	1,400	0	0	0
523090 Long Distance Charges	17,477	17,562	24,273	19,069	19,069	19,069
523100 Radios and Accessories	114,079	126,253	793,319	526,576	526,576	526,576
Total Communications	1,209,196	1,368,333	2,106,710	1,874,916	1,874,916	1,874,916
Utilities						
524010 Electricity	1,156,062	1,256,857	1,215,211	1,197,995	1,197,995	1,197,995
524020 City Operations and St Lights	34,466	26,158	38,366	21,162	21,162	21,162
524030 Traffic Signal Electricity	28,654	29,105	32,100	32,000	32,000	32,000
524040 Natural Gas	189,245	192,830	191,109	188,906	188,906	188,906
524050 Water	140,450	125,510	123,700	128,163	128,163	128,163
524070 Sewer	262,960	234,886	221,391	247,517	247,517	247,517
524090 Garbage Disposal and Recycling	125,563	143,135	164,277	142,696	142,696	142,696
Total Utilities	1,937,401	2,008,482	1,986,154	1,958,439	1,958,439	1,958,439
Contracted Services						
525110 Consulting Services	258,468	466,144	792,337	1,020,156	1,020,156	1,020,156
525150 Audit Services	90,320	93,420	116,040	113,250	113,250	113,250
525152 Accounting Services	23,162	34,734	37,925	39,700	39,700	39,700
525153 Fiscal Agent Services	18,107	18,593	0	1,000	1,000	1,000
525154 Third Party Administrators	300,925	350,228	386,865	331,978	331,978	331,978
525155 Credit Card Fees	193,765	217,148	248,005	250,798	250,798	250,798
525156 Bank Services	14,112	6,736	22,550	24,000	24,000	24,000
525158 Armored Car Services	56,145	53,188	61,600	61,600	61,600	61,600

MARION COUNTY FY 2020-21 BUDGET

ACCOUNT LINE ITEM DETAIL

COUNTYWIDE						
Requirements						
	FY 17-18 ACTUAL	FY 18-19 ACTUAL	FY 19-20 BUDGET	FY 20-21 PROPOSED	FY 20-21 APPROVED	FY 20-21 ADOPTED
525160 Wellness Services	4,855	4,159	13,340	13,340	13,340	13,340
525175 Temporary Staffing	37,846	32,596	140,500	144,000	144,000	144,000
525177 Employment Agencies	0	14,179	0	0	0	0
525185 Community Education Services	43,895	11,215	139,250	113,500	113,500	113,500
525205 Treatment Court Coordinator	0	0	277,452	277,452	277,452	277,452
525210 Medical Services	1,600,158	1,654,955	1,646,320	1,790,156	1,790,156	1,790,156
525211 Psychiatric Services	17,670	25,280	21,488	12,790	12,790	12,790
525215 Dental Services	41,216	43,948	58,680	45,283	45,283	45,283
525220 Hospital Services	198,199	345,313	156,015	132,328	132,328	132,328
525225 Ambulance Services	6,022	11,773	19,400	19,500	19,500	19,500
525235 Laboratory Services	180,230	185,402	288,205	270,570	270,570	270,570
525236 Drug Testing	0	0	138,985	138,985	138,985	138,985
525240 XRay Services	21,556	25,727	18,600	11,500	11,500	11,500
525245 Autopsy Services	0	0	0	0	0	0
525246 Transcription Services	17,034	38,593	39,750	37,700	37,700	37,700
525250 Foster Care Services	32,984	26,900	49,400	0	0	0
525251 Child Care Services	50,000	50,000	0	60,000	60,000	60,000
525255 Veterans Services	77,803	198,739	290,429	290,429	290,429	290,429
525261 Social Services	1,449,867	1,655,329	1,276,835	1,236,005	1,236,005	1,236,005
525295 Health Providers	4,136,491	4,131,289	4,060,355	3,542,946	3,542,946	3,542,946
525305 Veterinary Services	23,260	42,446	55,870	47,200	47,200	47,200
525310 Laundry Services	46,337	38,208	44,650	41,080	41,080	41,080
525320 Food Services	1,173,738	1,119,649	1,251,048	1,225,316	1,225,316	1,225,316
525330 Transportation Services	38,606	48,027	49,311	53,475	53,475	53,475
525335 Housing Subsidies	94,276	141,180	183,321	58,962	58,962	58,962
525340 Counseling and Mentoring Svcs	0	830	3,000	3,000	3,000	3,000
525345 Youth Stipends	31,691	39,814	36,000	36,000	36,000	36,000
525350 Janitorial Services	113,759	164,609	221,942	172,620	172,620	172,620
525355 Engineering Services	28,198	86,555	637,500	905,000	905,000	905,000
525360 Public Works Services	309,012	333,526	373,150	1,245,211	1,245,211	1,245,211
525365 Striping Services	30,064	62,993	75,000	75,000	75,000	75,000
525370 Stormwater Services	234,007	284,830	389,768	393,362	393,362	393,362
525400 Public Safety Program Services	104,542	125,800	149,169	137,389	137,389	137,389
525405 Code Enforcement Services	160,634	159,930	160,467	166,796	166,796	166,796
525410 Dispatch Services	1,399,491	1,480,427	1,642,902	1,663,893	1,663,893	1,663,893
525415 Cable Access Services	0	0	288,860	289,100	289,100	289,100
525420 Regional Area Info Network	21,889	19,700	14,384	14,384	14,384	14,384
525430 Programming and Data Services	173,729	192,418	219,500	224,100	224,100	224,100
525440 Client Assistance	111,839	107,620	395,792	327,120	327,120	327,120
525450 Subscription Services	246,714	320,841	443,706	663,045	663,045	663,045
525510 Legal Services	99,370	166,965	379,984	350,984	350,984	350,984

MARION COUNTY FY 2020-21 BUDGET

ACCOUNT LINE ITEM DETAIL

COUNTYWIDE

Requirements

	FY 17-18 ACTUAL	FY 18-19 ACTUAL	FY 19-20 BUDGET	FY 20-21 PROPOSED	FY 20-21 APPROVED	FY 20-21 ADOPTED
525515 Polygraph Services	12,110	11,460	10,000	10,500	10,500	10,500
525540 Witnesses	53,503	45,169	35,805	35,195	35,195	35,195
525541 Witness Mileage Reimbursement	6,646	6,409	7,799	7,709	7,709	7,709
525550 Court Services	3,535	3,296	7,750	4,780	4,780	4,780
525555 Security Services	520,988	553,744	616,729	641,092	641,092	641,092
525560 Victim Emergency Services	12,404	4,360	58,458	62,658	62,658	62,658
525610 Insurance Adjustors	0	0	500	500	500	500
525620 Insurance Brokers	129,934	133,819	131,000	134,900	134,900	134,900
525630 Insurance Admin Services	101,381	111,806	126,500	128,400	128,400	128,400
525710 Printing Services	422,988	323,785	411,766	417,104	417,104	417,104
525715 Advertising	302,337	352,439	407,162	413,802	413,802	413,802
525735 Mail Services	303,298	249,564	282,638	261,371	261,371	261,371
525740 Document Disposal Services	52,597	54,995	63,528	55,961	55,961	55,961
525770 Interpreters and Translators	81,213	96,664	114,322	107,715	107,715	107,715
525810 Waste to Energy Contract	10,311,387	10,295,730	10,588,083	10,360,855	10,360,855	10,360,855
525830 Transfer Station Contracts	4,846,280	6,170,262	6,701,492	6,579,093	6,579,093	6,579,093
525840 Solid Waste Hauling Services	2,853	0	0	0	0	0
525841 Leachate Disposal	716,798	893,829	701,673	723,360	723,360	723,360
525850 Litter Patrol Services	5,950	6,701	7,500	7,500	7,500	7,500
525861 Ash Hauling Services	820,283	793,888	871,425	963,285	963,285	963,285
525862 Tire Hauling Services	58,073	57,629	62,650	63,418	63,418	63,418
525864 Appliance Hauling Services	7,040	0	0	0	0	0
525870 Hazardous Waste Disposal	340,520	486,555	434,600	573,825	573,825	573,825
525871 Battery Recycling	57,833	38,470	88,400	71,136	71,136	71,136
525880 Property Cleanup Services	0	0	0	20,000	20,000	20,000
525910 Fair 4H Contract	8,000	11,000	12,500	11,000	11,000	11,000
525915 Fair FFA Contract	6,176	6,122	6,200	6,300	6,300	6,300
525920 Fair Open Class	247	1,383	1,150	1,450	1,450	1,450
525925 Fair Entertainers	72,260	73,410	68,650	68,000	68,000	68,000
525930 Fair Events and Activities	47,787	59,860	46,200	47,931	47,931	47,931
525940 Fair Talent Show	0	1,175	1,275	1,000	1,000	1,000
525945 Fair Clean Up	9,909	4,286	5,000	5,200	5,200	5,200
525991 Match Payments	366,577	278,434	371,000	220,000	220,000	220,000
525999 Other Contracted Services	4,303,867	4,648,224	8,857,394	6,470,479	6,470,479	6,470,479
Total Contracted Services	37,296,763	40,406,418	48,414,799	46,547,522	46,547,522	46,547,522
Repairs and Maintenance						
526010 Office Equipment Maintenance	128,997	115,651	142,431	122,158	122,158	122,158
526011 Dept Equipment Maintenance	89,296	85,994	164,462	139,073	139,073	139,073
526012 Vehicle Maintenance	691,330	827,881	804,347	767,739	767,739	767,739
526013 Ferry Maintenance	8,249	1,179	30,000	30,000	30,000	30,000
526014 Radio Maintenance	25,803	36,775	34,500	136,500	136,500	136,500

MARION COUNTY FY 2020-21 BUDGET

ACCOUNT LINE ITEM DETAIL

COUNTYWIDE

Requirements

	FY 17-18 ACTUAL	FY 18-19 ACTUAL	FY 19-20 BUDGET	FY 20-21 PROPOSED	FY 20-21 APPROVED	FY 20-21 ADOPTED
526020 Computer Hardware Maintenance	123,002	166,855	210,265	154,728	154,728	154,728
526021 Computer Software Maintenance	1,109,962	1,364,494	1,504,556	1,733,079	1,733,079	1,733,079
526022 Telephone Maintenance	8,444	70,568	53,675	63,308	63,308	63,308
526030 Building Maintenance	584,113	635,423	807,363	553,411	553,411	553,411
526031 Elevator Maintenance	20,977	21,153	24,000	24,000	24,000	24,000
526032 Roof Maintenance	5,417	1,913	10,000	10,000	10,000	10,000
526040 Remodels and Site Improvements	29,431	129,316	58,290	60,800	60,800	60,800
526050 Grounds Maintenance	183,161	178,625	181,500	199,350	199,350	199,350
526055 Park Maintenance	59,490	63,269	59,000	39,000	39,000	39,000
526060 Traffic Signal Maintenance	32,450	46,694	34,000	30,200	30,200	30,200
526062 Sewer Maintenance	0	875	5,000	5,000	5,000	5,000
526070 Road Maintenance	0	(22)	0	0	0	0
Total Repairs and Maintenance	3,100,122	3,746,644	4,123,389	4,068,346	4,068,346	4,068,346
Rentals						
527100 Vehicle Rental	145,219	162,486	145,305	125,510	125,510	125,510
527110 Fleet Leases	1,633,623	1,579,755	1,779,101	1,851,864	1,851,864	1,851,864
527120 Motor Pool Mileage	45,142	43,740	55,455	100,345	100,345	100,345
527130 Parking	11,728	7,955	5,452	4,040	4,040	4,040
527140 County Parking	44,880	44,880	44,000	41,078	41,078	41,078
527200 Building Rental County	154,603	146,032	163,605	159,710	159,710	159,710
527210 Building Rental Private	1,867,369	2,443,401	2,286,438	2,212,391	2,212,391	2,212,391
527230 Fairgrounds Rental	11,413	7,490	13,955	14,180	14,180	14,180
527231 Fairgrounds Rental in Trade	78,145	59,940	60,750	41,500	41,500	41,500
527240 Condo Assn Assessments	222,435	208,187	227,049	288,823	288,823	288,823
527300 Equipment Rental	360,935	364,991	449,445	391,674	391,674	391,674
527310 Fair Equipment Rentals	43,850	31,330	46,200	54,050	54,050	54,050
Total Rentals	4,619,342	5,100,188	5,276,755	5,285,165	5,285,165	5,285,165
Insurance						
528110 Liability Insurance Premiums	39,255	41,317	42,794	42,880	42,880	42,880
528120 WC Insurance Premiums	125,687	137,992	90,000	82,752	82,752	82,752
528130 Property Insurance Premiums	210,137	211,609	209,000	254,044	254,044	254,044
528140 Malpractice Insurance Premiums	70,433	93,779	93,670	94,500	94,500	94,500
528150 Health Insurance Premiums	21,310,552	22,036,402	24,350,600	24,743,076	24,743,076	24,743,076
528160 Dental Insurance Premiums	2,012,572	2,007,159	2,419,900	2,077,357	2,077,357	2,077,357
528170 Life Insurance Premiums	145,986	150,316	181,500	186,345	186,345	186,345
528180 Disability Insurance Premiums	296,240	304,435	407,000	417,602	417,602	417,602
528190 County HSA Contributions	126,872	154,302	108,500	175,000	175,000	175,000
528210 Public Official Bonds	5,300	5,700	6,350	5,750	5,750	5,750
528220 Notary Bonds	1,867	999	1,646	1,797	1,797	1,797
528310 Excess Workers Comp Insurance	88,838	79,508	90,000	87,561	87,561	87,561
528320 Excess Liability Insurance	129,684	149,822	154,000	91,379	91,379	91,379

MARION COUNTY FY 2020-21 BUDGET

ACCOUNT LINE ITEM DETAIL

COUNTYWIDE

Requirements

	FY 17-18 ACTUAL	FY 18-19 ACTUAL	FY 19-20 BUDGET	FY 20-21 PROPOSED	FY 20-21 APPROVED	FY 20-21 ADOPTED
528410 Liability Claims	390,221	379,666	977,300	951,000	951,000	951,000
528415 Auto Claims	64,685	68,446	215,400	62,500	62,500	62,500
528430 Unemployment Claims	218,787	181,578	363,800	298,404	298,404	298,404
528460 Long Term Disability Claims	(1,000)	0	0	0	0	0
528510 Workers Comp Claims	567,351	391,485	696,500	685,000	685,000	685,000
Total Insurance	25,803,466	26,394,514	30,407,960	30,256,947	30,256,947	30,256,947
Miscellaneous						
529110 Mileage Reimbursement	140,836	172,804	175,091	184,372	184,372	184,372
529120 Commercial Travel	42,011	46,341	79,009	80,873	80,873	80,873
529130 Meals	67,194	57,128	91,385	99,469	99,469	99,469
529140 Lodging	152,340	151,021	218,371	210,759	210,759	210,759
529210 Meetings	43,933	37,604	59,117	54,152	54,152	54,152
529220 Conferences	77,427	114,373	190,927	163,355	163,355	163,355
529230 Training	355,448	402,838	630,993	579,132	579,132	579,132
529250 Tuition Reimbursement	0	353	0	0	0	0
529300 Dues and Memberships	286,334	355,840	354,593	340,548	340,548	340,548
529430 Safety Incentives EAIP	10,711	7,391	52,205	60,000	60,000	60,000
529440 Safety Grants	4,913	2,989	6,500	6,500	6,500	6,500
529450 Wellness Grants	16,575	9,803	6,500	6,500	6,500	6,500
529540 Predatory Animals	50,604	63,270	78,783	78,783	78,783	78,783
529550 Water Master	8,700	8,700	8,700	8,700	8,700	8,700
529590 Special Programs Other	92,616	73,992	52,500	64,026	64,026	64,026
529610 Homicide Investigations	7,089	1,539	7,000	7,000	7,000	7,000
529620 Narcotics Investigations	0	0	3,596	3,596	3,596	3,596
529640 Victim Restitution	53,798	49,602	60,000	60,000	60,000	60,000
529650 Pre Employment Costs	66,644	107,973	71,640	84,695	84,695	84,695
529690 Other Investigations	48,018	36,356	30,500	22,765	22,765	22,765
529740 Fairs and Shows	43,375	40,533	46,525	52,550	52,550	52,550
529820 Vehicle Registration	6,170	4,762	5,744	5,750	5,750	5,750
529830 Dog Licenses	2,134	243	2,340	640	640	640
529840 Professional Licenses	6,630	16,208	6,155	20,705	20,705	20,705
529850 Device Licenses	7,545	37,945	11,843	7,318	7,318	7,318
529860 Permits	18,785	12,083	20,050	23,215	23,215	23,215
529870 DEQ Tonnage Assessment	338,942	327,619	365,959	397,899	397,899	397,899
529880 Recording Charges	38,298	12,896	47,472	34,200	34,200	34,200
529910 Awards and Recognition	31,986	21,722	50,693	50,810	50,810	50,810
529920 Auctions	243	0	2,550	2,000	2,000	2,000
529998 Retroactive PERS Adjustments	28,989	10,603	30,000	30,000	30,000	30,000
529999 Miscellaneous Expense	65,965	103,393	326,926	69,500	69,500	69,500
Total Miscellaneous	2,114,257	2,287,921	3,093,667	2,809,812	2,809,812	2,809,812
Total Materials and Services	83,670,056	89,989,560	105,033,837	102,074,148	102,074,148	102,074,148

MARION COUNTY FY 2020-21 BUDGET

ACCOUNT LINE ITEM DETAIL

COUNTYWIDE

Requirements

	FY 17-18 ACTUAL	FY 18-19 ACTUAL	FY 19-20 BUDGET	FY 20-21 PROPOSED	FY 20-21 APPROVED	FY 20-21 ADOPTED
Administrative Charges						
611100 County Admin Allocation	1,979,832	2,183,265	2,579,179	2,342,427	2,342,427	2,342,427
611210 Facilities Mgt Allocation	2,643,063	2,870,532	3,328,547	3,410,775	3,410,775	3,410,775
611220 Custodial Allocation	1,316,886	1,342,498	1,550,397	1,686,652	1,686,652	1,686,652
611230 Courier Allocation	71,044	63,823	70,618	78,162	78,162	78,162
611250 Risk Management Allocation	474,172	435,011	576,618	578,077	578,077	578,077
611255 Benefits Allocation	412,044	438,903	462,248	0	0	0
611260 Human Resources Allocation	1,485,479	1,674,972	2,000,035	2,657,415	2,657,415	2,657,415
611300 Legal Services Allocation	1,539,847	1,615,352	1,846,851	1,803,181	1,803,181	1,803,181
611400 Information Tech Allocation	3,828,492	4,565,169	5,271,979	5,594,467	5,594,467	5,594,467
611410 FIMS Allocation	2,570,933	2,722,549	2,660,693	2,384,455	2,384,455	2,384,455
611420 Telecommunications Allocation	423,558	560,416	664,254	612,930	612,930	612,930
611430 Info Tech Direct Charges	2,058,068	2,478,188	3,144,416	2,889,536	2,889,536	2,889,536
611600 Finance Allocation	2,358,378	2,600,908	2,910,401	3,141,079	3,141,079	3,141,079
611800 MCBEE Allocation	45,609	45,119	125,712	342,647	342,647	342,647
612100 IT Equipment Use Charges	355,726	680,330	475,009	890,000	890,000	890,000
614100 Liability Insurance Allocation	1,255,799	1,445,300	1,271,399	1,272,800	1,272,800	1,272,800
614200 WC Insurance Allocation	756,900	727,201	744,101	656,204	656,204	656,204
650120 Data Services Chargebacks	0	0	0	0	0	0
650130 Management Support Chargebacks	0	0	0	0	0	0
650150 Financial Services Chargebacks	0	0	0	0	0	0
650160 Clerical Supervision Chgbacks	0	0	0	0	0	0
650170 Contract Admin Chgbacks	0	0	0	0	0	0
Total Administrative Charges	23,575,828	26,449,536	29,682,457	30,340,807	30,340,807	30,340,807
Capital Outlay						
531100 Office Equipment Capital	21,591	8,448	0	0	0	0
531300 Departmental Equipment Capital	311,570	782,350	1,937,249	1,062,858	1,062,858	1,062,858
531350 Canines	0	10,029	16,582	16,727	16,727	16,727
531600 Computer Hardware Capital	384,500	1,593,864	6,540,085	3,032,862	3,032,862	3,032,862
531700 Computer Software Capital	51,239	284,029	2,398,027	2,392,609	2,392,609	2,392,609
531800 Telephone Systems	372,045	2,955	0	0	0	0
532100 Automobiles	868,995	410,860	2,393,055	1,766,838	1,766,838	1,766,838
532200 Pickups and Trucks	506,463	914,736	0	0	0	0
532400 Off Road Vehicles	18,759	314,602	274,200	123,500	123,500	123,500
532500 Road Maintenance Vehicles	1,069,165	491,161	825,200	651,100	651,100	651,100
532600 Ferries	32,498	51,476	835,725	426,250	426,250	426,250
533110 Road Resurfacing	3,482,512	5,304,888	4,454,750	4,460,000	4,460,000	4,460,000
533170 Road Construction	1,485,770	665,383	5,955,000	7,720,000	7,720,000	7,720,000
533180 Safety Improvements	111,139	859,830	486,500	1,603,000	1,603,000	1,603,000
533200 Traffic Signals	92,564	72,214	2,123,225	1,310,750	1,310,750	1,310,750

MARION COUNTY FY 2020-21 BUDGET

ACCOUNT LINE ITEM DETAIL

COUNTYWIDE						
Requirements						
	FY 17-18 ACTUAL	FY 18-19 ACTUAL	FY 19-20 BUDGET	FY 20-21 PROPOSED	FY 20-21 APPROVED	FY 20-21 ADOPTED
533500 Bridge Construction	495,595	1,157,227	3,194,600	2,042,821	2,042,821	2,042,821
534100 Building Construction	12,175,042	4,769,563	7,800,225	4,300,082	4,300,082	4,300,082
534101 Building Design	0	0	6,250	0	0	0
534103 Construction Management	788	0	0	0	0	0
534300 Special Construction	126,257	859,569	0	0	0	0
534600 Site Improvements	1,156,503	1,351,502	2,585,935	1,759,832	1,759,832	1,759,832
535110 Right of Way	9,361	102,376	0	0	0	0
535200 Purchased Land	0	0	0	2,625,000	2,625,000	2,625,000
Total Capital Outlay	22,772,355	20,007,061	41,826,608	35,294,229	35,294,229	35,294,229
Debt Service Principal						
541100 Principal Payments	4,802,613	5,335,544	5,931,419	5,979,267	5,979,267	5,979,267
Total Debt Service Principal	4,802,613	5,335,544	5,931,419	5,979,267	5,979,267	5,979,267
Debt Service Interest						
542100 Interest Payments	3,185,231	3,186,185	3,033,229	2,853,536	2,853,536	2,853,536
Total Debt Service Interest	3,185,231	3,186,185	3,033,229	2,853,536	2,853,536	2,853,536
Special Payments						
551100 Interfund Loan Disbursements	0	40,984	0	0	0	0
551200 Distributions to Schools	421,456	1,300,254	2,260,518	1,207,348	1,207,348	1,207,348
551300 Distributions to Tax Districts	110,000	150,000	450,842	732,133	732,133	732,133
551400 Community Support	0	0	851,500	0	0	0
Total Special Payments	531,456	1,491,237	3,562,860	1,939,481	1,939,481	1,939,481
Transfers Out						
561100 Transfer to General Fund	4,334,766	4,528,770	4,476,500	4,479,046	4,479,046	4,479,046
561115 Transfer to Non Dept Grants	0	4,200	51,014	61,014	61,014	61,014
561125 Transfer to Juvenile Grants	1,135,042	255,791	168,154	170,700	170,700	170,700
561130 Transfer to Public Works	172,664	148,366	586,049	336,186	336,186	336,186
561160 Xfer to Community Svcs Grants	2,000	3,000	6,445	3,000	3,000	3,000
561180 Transfer to Comm Corrections	165,667	209,549	168,154	170,700	170,700	170,700
561190 Transfer to Health	3,730,390	3,604,588	3,914,282	3,962,080	3,962,080	3,962,080
561220 Transfer to Child Support	361,463	379,721	420,616	457,328	457,328	457,328
561230 Transfer to Dog Services	836,710	932,105	1,111,081	1,209,117	1,209,117	1,209,117
561250 Transfer to Sheriff Grants	103,670	55,698	280,419	324,856	324,856	324,856
561270 Transfer to County Fair	135,702	129,940	130,000	70,000	70,000	70,000
561300 Transfer to DA Grants	101,109	130,742	120,777	57,095	57,095	57,095
561305 Transfer to Land Use Planning	629,647	700,495	896,089	860,580	860,580	860,580
561310 Transfer to Parks	214,397	221,595	214,864	161,789	161,789	161,789
561320 Transfer to Surveyor	101,659	101,659	101,659	101,659	101,659	101,659
561410 Transfer to Debt Service	3,218,782	3,831,826	3,824,354	3,825,879	3,825,879	3,825,879
561455 Xfer to Facility Renovation	1,066,000	1,000,000	1,830,000	0	0	0
561480 Xfer to Capital Impr Projects	3,393,949	6,678,914	5,603,483	1,338,293	1,338,293	1,338,293
561510 Transfer to Environmental Svcs	0	0	15,511	0	0	0

MARION COUNTY FY 2020-21 BUDGET
ACCOUNT LINE ITEM DETAIL

COUNTYWIDE						
Requirements						
	FY 17-18 ACTUAL	FY 18-19 ACTUAL	FY 19-20 BUDGET	FY 20-21 PROPOSED	FY 20-21 APPROVED	FY 20-21 ADOPTED
561580 Transfer to Central Services	540,495	513,031	760,439	592,785	592,785	592,785
561595 Transfer to Fleet Management	0	349,819	325,532	145,575	145,575	145,575
Total Transfers Out	20,244,112	23,779,809	25,005,422	18,327,682	18,327,682	18,327,682
Contingency						
571010 Contingency	0	0	21,465,433	26,606,754	26,606,754	26,606,754
Total Contingency	0	0	21,465,433	26,606,754	26,606,754	26,606,754
Reserve for Future Expenditure						
572010 Reserve for Future Expenditure	0	0	11,681,161	9,743,085	9,743,085	9,743,085
Total Reserve for Future Expenditure	0	0	11,681,161	9,743,085	9,743,085	9,743,085
Ending Fund Balance						
573010 Unapprop Ending Fund Balance	0	0	49,147,681	44,598,550	44,598,550	44,598,550
573020 Capital Improvement Reserves	0	0	9,156,710	9,385,628	9,385,628	9,385,628
573050 Self Insurance Reserves	0	0	5,338,900	4,977,000	4,977,000	4,977,000
Total Ending Fund Balance	0	0	63,643,291	58,961,178	58,961,178	58,961,178
GRAND TOTAL	299,657,489	317,201,500	478,723,801	466,010,709	466,010,709	466,010,709

MARION COUNTY FY 2020-21 BUDGET

ACCOUNT LINE ITEM DETAIL

GENERAL FUND

Resources

	FY 17-18 ACTUAL	FY 18-19 ACTUAL	FY 19-20 BUDGET	FY 20-21 PROPOSED	FY 20-21 APPROVED	FY 20-21 ADOPTED
Taxes						
311100 Property Taxes Current Year	68,409,263	71,564,386	74,410,488	77,089,265	77,089,265	77,089,265
311200 Property Taxes Prior Years	945,542	2,402,691	1,030,000	825,000	825,000	825,000
311300 Prop Tx Interest and Penalties	292,754	326,989	300,000	300,000	300,000	300,000
312200 Franchise Fees Cable TV	344,836	340,844	475,920	476,295	476,295	476,295
312201 Franchise Fees Cable PEG	0	0	142,940	142,900	142,900	142,900
312300 Severance Taxes	6,706	7,226	7,530	10,000	10,000	10,000
Total Taxes	69,999,101	74,642,137	76,366,878	78,843,460	78,843,460	78,843,460
Licenses and Permits						
321000 Marriage Licenses	59,275	58,700	65,000	60,000	60,000	60,000
Total Licenses and Permits	59,275	58,700	65,000	60,000	60,000	60,000
Intergovernmental Federal						
331001 Payment in Lieu of Taxes	419,532	411,171	85,000	85,000	85,000	85,000
331010 Secure Rural Schools Title I	196,224	375,259	498,000	350,000	350,000	350,000
331016 DOI BLM O and C Lands Act	285,785	0	0	0	0	0
331222 Oregon Housing Community Svcs	0	3,030	3,000	3,000	3,000	3,000
331223 Oregon Dept of Justice	27,873	21,661	28,000	28,000	28,000	28,000
331990 Other Federal Revenues	23,208	14,651	25,000	0	0	0
Total Intergovernmental Federal	952,622	825,772	639,000	466,000	466,000	466,000
Intergovernmental State						
332010 Chapter 530 Forest Rehab	374,147	2,834,395	1,025,000	410,012	410,012	410,012
332011 OLCC General	1,850,771	1,956,952	2,044,325	2,201,738	2,201,738	2,201,738
332014 Cigarette Tax	286,591	270,678	280,720	280,439	280,439	280,439
332015 Electric Coop Tax	170,999	179,450	171,000	180,000	180,000	180,000
332016 Amusement Devise Tax	74,846	75,427	75,000	50,000	50,000	50,000
332017 Private Rail Car Tax	2,904	4,211	4,000	4,000	4,000	4,000
332019 County Assmt Funding CAFFA	1,032,257	960,961	1,103,493	1,103,493	1,103,493	1,103,493
332990 Other State Revenues	716,131	8,514	26,000	49,950	49,950	49,950
Total Intergovernmental State	4,508,647	6,290,588	4,729,538	4,279,632	4,279,632	4,279,632
Charges for Services						
341042 Marion Cty Justice Court Fees	544,864	482,327	500,000	500,000	500,000	500,000
341070 Filing Fees	40,287	45,993	40,000	40,000	40,000	40,000
341080 Recording Fees	1,476,846	1,420,178	1,200,000	1,500,000	1,500,000	1,500,000
341090 Passport Application Fees	140,465	146,880	100,000	125,000	125,000	125,000
341100 Assessment and Taxation Fees	32,180	29,184	30,000	30,000	30,000	30,000
341110 Corner Restoration Record Fees	0	(171)	0	0	0	0
341150 Sheriff Service Fees	243,163	220,147	226,900	180,000	180,000	180,000
341170 Witness Fees	474	501	500	500	500	500
341180 Crime Report Fees	20,755	22,175	20,000	21,000	21,000	21,000

MARION COUNTY FY 2020-21 BUDGET
ACCOUNT LINE ITEM DETAIL

GENERAL FUND

Resources

341280 Detention Fees	2,370	3,481	0	0	0	0
341400 Tax Collector Fees	82,671	89,584	145,000	100,000	100,000	100,000
341420 Assessor Fees	39,563	41,094	25,000	75,000	75,000	75,000
341430 Copy Machine Fees	202,682	209,361	0	15,000	15,000	15,000
341630 Service Charges	1,396	1,460	300	500	500	500
341635 Returned Check Fees	595	550	100	100	100	100
341680 Discovery Fees	0	0	195,000	155,000	155,000	155,000
341720 Appeal Fees	2,550	1,775	5,000	2,000	2,000	2,000
341820 County Clerk Records Fees	0	(18)	0	0	0	0
341840 Work Crew Fees	364,950	465,363	466,750	510,750	510,750	510,750
341940 Declaration Domestic Partners	75	150	200	200	200	200
341952 Styrofoam Recycling	0	24,510	33,895	27,000	27,000	27,000
341955 Wood and Compost Sales	0	37,733	60,000	48,000	48,000	48,000
341999 Other Fees	38,221	38,654	30,177	35,691	35,691	35,691
342200 Property Leases	0	0	10,378	5,000	5,000	5,000
342310 Parking Permits	247,582	247,627	226,000	226,000	226,000	226,000
342910 Public Records Request Charges	527	406	150	150	150	150
344100 Election Reimbursements	431,300	284,086	50,000	50,000	50,000	50,000
344300 Restitution	960	1,275	500	500	500	500
344701 Felony DUII Reimbursemt SB395	115,811	268,113	100,000	150,000	150,000	150,000
344999 Other Reimbursements	59,178	22,721	30,000	10,000	10,000	10,000
345100 Sale of Capital Assets	5,060	0	0	0	0	0
347202 Code Enforcement Services	160,534	159,930	160,467	166,796	166,796	166,796
347501 Comm Svcs to Other Agencies	34,442	36,162	0	0	0	0
Total Charges for Services	4,289,500	4,301,231	3,656,317	3,974,187	3,974,187	3,974,187
Fines and Forfeitures						
351200 Traffic Fines	227,482	261,086	215,000	217,383	217,383	217,383
351600 Liquor Control Fines	240	0	0	0	0	0
Total Fines and Forfeitures	227,722	261,086	215,000	217,383	217,383	217,383
Interest						
361000 Investment Earnings	421,217	646,414	350,000	450,000	450,000	450,000
365000 Investment Fee	454,521	456,592	500,000	400,000	400,000	400,000
Total Interest	875,738	1,103,005	850,000	850,000	850,000	850,000
Other Revenues						
371000 Miscellaneous Income	33,648	35,058	30,000	10,000	10,000	10,000
371100 Recoveries from Collections	0	93	0	0	0	0
372000 Over and Short	806	(299)	2,000	1,000	1,000	1,000
373100 Special Program Donations	0	343	0	0	0	0
Total Other Revenues	34,454	35,195	32,000	11,000	11,000	11,000

MARION COUNTY FY 2020-21 BUDGET

ACCOUNT LINE ITEM DETAIL

GENERAL FUND						
	Resources					
	FY 17-18 ACTUAL	FY 18-19 ACTUAL	FY 19-20 BUDGET	FY 20-21 PROPOSED	FY 20-21 APPROVED	FY 20-21 ADOPTED
General Fund Transfers						
381100 Transfer from General Fund	0	0	0	0	0	0
Total General Fund Transfers	0	0	0	0	0	0
Other Fund Transfers						
381170 Transfer from CD Block Grants	0	4,170	0	0	0	0
381180 Transfer from Comm Corrections	4,035,704	4,249,804	4,033,346	4,033,346	4,033,346	4,033,346
381185 Transfer from Criminal Justice	151,505	174,796	168,154	170,700	170,700	170,700
381255 Xfr from Traffic Safety Team	100,000	100,000	275,000	275,000	275,000	275,000
381270 Transfer from County Fair	47,557	0	0	0	0	0
Total Other Fund Transfers	4,334,766	4,528,770	4,476,500	4,479,046	4,479,046	4,479,046
Settlements						
382100 Settlements	977	0	0	0	0	0
Total Settlements	977	0	0	0	0	0
Net Working Capital						
392000 Net Working Capital Unrestr	14,731,332	15,512,264	15,854,565	14,668,339	14,668,339	14,668,339
Total Net Working Capital	14,731,332	15,512,264	15,854,565	14,668,339	14,668,339	14,668,339
GRAND TOTAL	100,014,132	107,558,747	106,884,798	107,849,047	107,849,047	107,849,047

MARION COUNTY FY 2020-21 BUDGET

ACCOUNT LINE ITEM DETAIL

GENERAL FUND

Requirements

	FY 17-18 ACTUAL	FY 18-19 ACTUAL	FY 19-20 BUDGET	FY 20-21 PROPOSED	FY 20-21 APPROVED	FY 20-21 ADOPTED
Personnel Services						
Salaries and Wages						
511020 Salaries and Wages Budget Only	0	0	169,091	0	0	0
511110 Regular Wages	24,629,568	25,587,382	32,804,561	34,352,597	34,352,597	34,352,597
511120 Temporary Wages	711,131	936,010	800,752	840,359	840,359	840,359
511130 Vacation Pay	1,672,248	1,714,328	0	0	0	0
511140 Sick Pay	1,042,718	928,448	0	0	0	0
511150 Holiday Pay	1,412,038	1,530,836	0	0	0	0
511160 Comp Time Pay	276,459	289,150	73,949	73,955	73,955	73,955
511180 Differential Pay	16,533	18,471	24,583	39,599	39,599	39,599
511210 Compensation Credits	884,613	850,501	823,903	781,153	781,153	781,153
511220 Pager Pay	62,554	65,346	60,711	61,180	61,180	61,180
511240 Leave Payoff	249,383	237,555	0	0	0	0
511250 Training Pay	1,919	0	35,932	30,851	30,851	30,851
511260 Election Workers	33,874	38,458	60,000	60,000	60,000	60,000
511270 Leadworker Pay	2,028	1,187	0	400	400	400
511280 Cell Phone Pay	9,379	7,696	6,133	4,543	4,543	4,543
511290 Health Insurance Waiver Pay	29,577	36,340	38,400	43,200	43,200	43,200
511410 Straight Pay	77,378	102,072	61,538	61,538	61,538	61,538
511420 Premium Pay	1,461,140	1,635,732	1,074,403	1,118,890	1,118,890	1,118,890
511430 Court Time	59,444	66,193	61,936	65,878	65,878	65,878
511450 Premium Pay Temps	6,301	7,300	0	0	0	0
511470 Extra Duty Contract Pay	4,820	(1,626)	0	0	0	0
511930 Clothing Allowance	6,800	6,333	8,200	8,200	8,200	8,200
Total Salaries and Wages	32,649,905	34,057,713	36,104,092	37,542,343	37,542,343	37,542,343
Fringe Benefits						
512010 Fringe Benefits Budget Only	0	0	571,504	513,771	513,771	513,771
512110 PERS	6,225,768	6,503,845	7,726,560	8,265,978	8,265,978	8,265,978
512120 401K	260,967	270,181	282,642	295,812	295,812	295,812
512130 PERS Debt Service	1,369,447	1,813,486	1,784,353	1,905,071	1,905,071	1,905,071
512200 FICA	2,444,270	2,560,623	2,621,281	2,738,233	2,738,233	2,738,233
512310 Medical Insurance	6,943,819	7,149,691	7,911,896	8,238,810	8,238,810	8,238,810
512320 Dental Insurance	667,935	665,852	786,360	690,242	690,242	690,242
512330 Group Term Life Insurance	51,182	52,488	61,031	63,263	63,263	63,263
512340 Long Term Disability Insurance	103,640	105,881	136,853	141,771	141,771	141,771
512400 Unemployment Insurance	104,479	102,693	124,572	105,534	105,534	105,534
512520 Workers Comp Insurance	12,091	11,457	15,321	15,355	15,355	15,355
512600 Wellness Program	17,532	17,650	19,394	19,394	19,394	19,394
512610 Employee Assistance Program	12,962	14,189	16,487	16,487	16,487	16,487

MARION COUNTY FY 2020-21 BUDGET
ACCOUNT LINE ITEM DETAIL

GENERAL FUND						
Requirements						
	FY 17-18 ACTUAL	FY 18-19 ACTUAL	FY 19-20 BUDGET	FY 20-21 PROPOSED	FY 20-21 APPROVED	FY 20-21 ADOPTED
512700 County HSA Contributions	36,878	38,910	39,070	44,883	44,883	44,883
Total Fringe Benefits	18,250,969	19,306,945	22,097,324	23,054,604	23,054,604	23,054,604
Total Personnel Services	50,900,874	53,364,658	58,201,416	60,596,947	60,596,947	60,596,947
Materials and Services						
Supplies						
521010 Office Supplies	114,093	116,177	132,355	123,721	123,721	123,721
521030 Field Supplies	101,650	81,273	98,753	83,290	83,290	83,290
521040 Institutional Supplies	205,329	208,763	180,114	200,263	200,263	200,263
521050 Janitorial Supplies	43,495	38,699	45,144	30,144	30,144	30,144
521060 Electrical Supplies	0	26	0	0	0	0
521070 Departmental Supplies	88,280	90,632	294,286	101,618	101,618	101,618
521080 Food Supplies	4,468	3,708	46,570	46,644	46,644	46,644
521090 Uniforms and Clothing	98,098	124,795	155,817	159,647	159,647	159,647
521100 Medical Supplies	31,657	52,996	32,320	53,091	53,091	53,091
521110 First Aid Supplies	4,734	2,945	4,170	4,545	4,545	4,545
521120 Drugs	225,479	275,895	230,000	236,852	236,852	236,852
521170 Educational Supplies	3,490	277	5,600	5,100	5,100	5,100
521190 Publications	9,767	4,743	10,502	8,037	8,037	8,037
521210 Gasoline	243,396	253,491	345,899	262,296	262,296	262,296
521220 Diesel	8,736	10,086	11,058	11,115	11,115	11,115
521230 Propane	274	316	130	130	130	130
521240 Automotive Supplies	2,867	1,360	1,500	1,500	1,500	1,500
521241 Oil and Lubricants	11	0	0	0	0	0
521300 Safety Clothing	10,769	13,183	16,858	21,510	21,510	21,510
521310 Safety Equipment	246	2,299	20,818	1,530	1,530	1,530
Total Supplies	1,196,840	1,281,661	1,631,894	1,351,033	1,351,033	1,351,033
Materials						
522020 Crushed Rock	1,487	809	500	500	500	500
522060 Sign Materials	815	111	2,200	3,200	3,200	3,200
522080 Building Materials	1,028	1,603	1,000	1,000	1,000	1,000
522100 Parts	9,503	10,222	10,000	10,000	10,000	10,000
522110 Batteries	461	71	0	0	0	0
522120 Tires and Accessories	19	3,196	1,000	1,500	1,500	1,500
522140 Small Tools	3,816	4,944	3,000	3,500	3,500	3,500
522150 Small Office Equipment	59,363	56,029	66,393	49,381	49,381	49,381
522160 Small Departmental Equipment	103,144	69,948	117,851	150,612	150,612	150,612
522170 Computers Non Capital	41,522	95,566	78,673	64,083	64,083	64,083
522180 Software	14,963	22,941	31,342	23,371	23,371	23,371

MARION COUNTY FY 2020-21 BUDGET

ACCOUNT LINE ITEM DETAIL

GENERAL FUND						
Requirements						
	FY 17-18 ACTUAL	FY 18-19 ACTUAL	FY 19-20 BUDGET	FY 20-21 PROPOSED	FY 20-21 APPROVED	FY 20-21 ADOPTED
522500 Materials for Resale	0	1,444	3,000	500	500	500
Total Materials	236,119	266,884	314,959	307,647	307,647	307,647
Communications						
523010 Telephone Equipment	2,181	2,292	5,222	3,500	3,500	3,500
523020 Phone and Communication Svcs	45,906	46,513	47,487	45,907	45,907	45,907
523040 Data Connections	56,997	60,509	66,324	71,265	71,265	71,265
523050 Postage	123,285	118,721	95,856	103,789	103,789	103,789
523060 Cellular Phones	77,554	92,958	97,388	110,052	110,052	110,052
523070 Pagers	1,317	0	0	0	0	0
523090 Long Distance Charges	7,834	6,213	9,132	7,322	7,322	7,322
523100 Radios and Accessories	33,837	22,472	125,339	21,286	21,286	21,286
Total Communications	348,912	349,678	446,748	363,121	363,121	363,121
Utilities						
524010 Electricity	684,117	750,390	759,178	712,347	712,347	712,347
524020 City Operations and St Lights	2,778	2,989	3,035	2,858	2,858	2,858
524040 Natural Gas	130,806	131,531	133,353	128,074	128,074	128,074
524050 Water	127,661	95,224	105,466	107,713	107,713	107,713
524070 Sewer	244,224	186,100	189,895	212,571	212,571	212,571
524090 Garbage Disposal and Recycling	61,351	61,254	57,010	51,519	51,519	51,519
Total Utilities	1,250,937	1,227,489	1,247,937	1,215,082	1,215,082	1,215,082
Contracted Services						
525110 Consulting Services	17,952	46,486	426,376	45,000	45,000	45,000
525153 Fiscal Agent Services	0	3,300	0	0	0	0
525155 Credit Card Fees	26	25	0	0	0	0
525156 Bank Services	14,112	6,736	22,550	24,000	24,000	24,000
525158 Armored Car Services	33,695	32,124	38,000	38,000	38,000	38,000
525175 Temporary Staffing	9,952	10,850	26,000	14,000	14,000	14,000
525210 Medical Services	413,584	451,466	425,055	453,691	453,691	453,691
525211 Psychiatric Services	15,645	17,632	19,488	10,990	10,990	10,990
525215 Dental Services	40,430	43,832	58,680	45,283	45,283	45,283
525220 Hospital Services	193,331	340,445	152,420	131,328	131,328	131,328
525225 Ambulance Services	5,397	11,148	15,000	15,000	15,000	15,000
525235 Laboratory Services	31,381	19,507	24,610	18,850	18,850	18,850
525240 XRay Services	22,577	21,937	15,500	11,000	11,000	11,000
525245 Autopsy Services	0	0	0	0	0	0
525246 Transcription Services	0	358	100	500	500	500
525261 Social Services	0	29	0	0	0	0
525310 Laundry Services	23,347	20,502	23,600	23,500	23,500	23,500

MARION COUNTY FY 2020-21 BUDGET

ACCOUNT LINE ITEM DETAIL

GENERAL FUND

Requirements

	FY 17-18 ACTUAL	FY 18-19 ACTUAL	FY 19-20 BUDGET	FY 20-21 PROPOSED	FY 20-21 APPROVED	FY 20-21 ADOPTED
525320 Food Services	1,041,862	992,232	1,233,346	1,206,414	1,206,414	1,206,414
525330 Transportation Services	3,532	2,339	2,850	2,050	2,050	2,050
525345 Youth Stipends	0	39,778	36,000	36,000	36,000	36,000
525350 Janitorial Services	5,521	6,011	6,400	6,420	6,420	6,420
525360 Public Works Services	22,596	27,866	38,000	49,950	49,950	49,950
525400 Public Safety Program Services	7,886	8,203	9,657	10,058	10,058	10,058
525410 Dispatch Services	975,871	1,044,707	1,110,853	1,055,020	1,055,020	1,055,020
525415 Cable Access Services	0	0	288,860	289,100	289,100	289,100
525420 Regional Area Info Network	16,636	14,972	10,932	10,932	10,932	10,932
525430 Programming and Data Services	173,622	192,418	170,500	175,100	175,100	175,100
525440 Client Assistance	780	1,477	300	800	800	800
525450 Subscription Services	25,703	53,773	43,148	234,307	234,307	234,307
525510 Legal Services	24,979	50,711	237,400	208,400	208,400	208,400
525515 Polygraph Services	220	5	0	0	0	0
525540 Witnesses	41,135	35,336	35,655	35,145	35,145	35,145
525541 Witness Mileage Reimbursement	6,646	6,394	7,649	7,659	7,659	7,659
525550 Court Services	888	1,527	2,500	2,820	2,820	2,820
525555 Security Services	20,260	23,398	30,468	31,861	31,861	31,861
525560 Victim Emergency Services	0	66	0	0	0	0
525630 Insurance Admin Services	5,016	8,712	8,100	10,000	10,000	10,000
525710 Printing Services	347,341	256,305	299,876	311,763	311,763	311,763
525715 Advertising	8,708	11,986	12,000	11,832	11,832	11,832
525735 Mail Services	178,547	165,198	171,205	154,689	154,689	154,689
525740 Document Disposal Services	17,365	18,373	21,924	23,626	23,626	23,626
525770 Interpreters and Translators	13,883	17,424	18,440	16,690	16,690	16,690
525870 Hazardous Waste Disposal	6,208	6,940	5,700	5,725	5,725	5,725
525930 Fair Events and Activities	70	35	0	0	0	0
525999 Other Contracted Services	585,734	487,955	1,824,627	1,301,133	1,301,133	1,301,133
Total Contracted Services	4,352,440	4,500,517	6,873,769	6,028,636	6,028,636	6,028,636
Repairs and Maintenance						
526010 Office Equipment Maintenance	90,218	83,194	109,592	92,453	92,453	92,453
526011 Dept Equipment Maintenance	37,596	21,967	26,950	27,850	27,850	27,850
526012 Vehicle Maintenance	38,482	41,382	36,545	36,994	36,994	36,994
526014 Radio Maintenance	326	4,085	3,500	100,000	100,000	100,000
526020 Computer Hardware Maintenance	3,701	549	5,500	5,500	5,500	5,500
526021 Computer Software Maintenance	105,321	110,188	108,521	471,935	471,935	471,935
526022 Telephone Maintenance	0	0	1,200	1,200	1,200	1,200
526030 Building Maintenance	125,792	127,725	290,586	95,930	95,930	95,930

MARION COUNTY FY 2020-21 BUDGET

ACCOUNT LINE ITEM DETAIL

GENERAL FUND						
Requirements						
526040 Remodels and Site Improvements	9,200	6,618	9,800	6,800	6,800	6,800
526050 Grounds Maintenance	4,167	117	500	500	500	500
Total Repairs and Maintenance	414,805	395,826	592,694	839,162	839,162	839,162
Rentals						
527100 Vehicle Rental	4,384	3,453	8,170	8,985	8,985	8,985
527110 Fleet Leases	744,173	737,773	840,752	884,634	884,634	884,634
527120 Motor Pool Mileage	8,804	7,819	5,800	6,145	6,145	6,145
527130 Parking	4,001	3,752	1,730	1,790	1,790	1,790
527140 County Parking	33,660	33,660	32,780	32,498	32,498	32,498
527210 Building Rental Private	233,765	328,746	338,210	341,237	341,237	341,237
527240 Condo Assn Assessments	124,817	116,822	127,412	154,667	154,667	154,667
527300 Equipment Rental	77,017	79,506	96,052	90,005	90,005	90,005
Total Rentals	1,230,621	1,311,531	1,450,906	1,519,961	1,519,961	1,519,961
Insurance						
528110 Liability Insurance Premiums	1,256	3,135	2,524	3,200	3,200	3,200
528140 Malpractice Insurance Premiums	10,127	24,655	23,670	24,500	24,500	24,500
528210 Public Official Bonds	4,350	4,350	4,350	4,350	4,350	4,350
528220 Notary Bonds	1,427	839	1,306	1,417	1,417	1,417
528410 Liability Claims	311	0	0	0	0	0
528415 Auto Claims	12,083	9,238	0	0	0	0
Total Insurance	29,553	42,218	31,850	33,467	33,467	33,467
Miscellaneous						
529110 Mileage Reimbursement	32,896	33,491	37,300	32,890	32,890	32,890
529120 Commercial Travel	13,038	15,856	20,050	23,073	23,073	23,073
529130 Meals	23,423	22,673	31,142	36,667	36,667	36,667
529140 Lodging	60,017	65,811	53,043	73,321	73,321	73,321
529210 Meetings	10,041	7,517	14,650	11,900	11,900	11,900
529220 Conferences	25,276	28,952	34,795	29,840	29,840	29,840
529230 Training	104,371	76,416	149,774	199,530	199,530	199,530
529300 Dues and Memberships	203,500	250,226	222,888	218,981	218,981	218,981
529540 Predatory Animals	50,604	63,270	78,783	78,783	78,783	78,783
529550 Water Master	8,700	8,700	8,700	8,700	8,700	8,700
529610 Homicide Investigations	7,089	1,539	7,000	7,000	7,000	7,000
529640 Victim Restitution	0	49,602	60,000	60,000	60,000	60,000
529650 Pre Employment Costs	45,143	76,351	51,120	50,610	50,610	50,610
529690 Other Investigations	6,761	6,122	4,300	4,300	4,300	4,300
529740 Fairs and Shows	2,317	742	2,600	4,800	4,800	4,800
529830 Dog Licenses	96	96	140	140	140	140
529840 Professional Licenses	275	305	700	700	700	700
529850 Device Licenses	140	0	1,405	1,255	1,255	1,255
529860 Permits	1,134	500	300	420	420	420

MARION COUNTY FY 2020-21 BUDGET

ACCOUNT LINE ITEM DETAIL

GENERAL FUND

Requirements

529880 Recording Charges	35,319	9,280	44,672	28,000	28,000	28,000
529910 Awards and Recognition	14,939	10,441	15,453	12,915	12,915	12,915
529998 Retroactive PERS Adjustments	28,989	10,603	30,000	30,000	30,000	30,000
529999 Miscellaneous Expense	12,716	1,312	262	500	500	500
Total Miscellaneous	686,784	739,804	869,077	914,325	914,325	914,325
Total Materials and Services	9,747,011	10,115,609	13,459,834	12,572,434	12,572,434	12,572,434
Administrative Charges						
611100 County Admin Allocation	625,334	688,943	801,454	724,349	724,349	724,349
611210 Facilities Mgt Allocation	1,943,819	2,024,959	2,349,923	2,362,711	2,362,711	2,362,711
611220 Custodial Allocation	756,680	796,114	942,445	1,006,421	1,006,421	1,006,421
611230 Courier Allocation	24,225	21,867	23,982	26,054	26,054	26,054
611250 Risk Management Allocation	225,655	241,124	301,750	305,195	305,195	305,195
611255 Benefits Allocation	140,501	150,384	156,975	0	0	0
611260 Human Resources Allocation	506,524	573,907	679,194	869,331	869,331	869,331
611300 Legal Services Allocation	541,543	561,819	579,457	568,966	568,966	568,966
611400 Information Tech Allocation	1,318,114	1,579,272	1,727,772	1,887,893	1,887,893	1,887,893
611410 FIMS Allocation	798,532	840,868	805,043	720,486	720,486	720,486
611420 Telecommunications Allocation	148,612	196,424	220,851	206,219	206,219	206,219
611430 Info Tech Direct Charges	825,000	1,171,677	1,364,249	1,168,725	1,168,725	1,168,725
611600 Finance Allocation	644,022	699,966	752,347	811,458	811,458	811,458
611800 MCBEE Allocation	13,542	13,312	36,274	98,557	98,557	98,557
612100 IT Equipment Use Charges	121,871	235,939	160,220	302,867	302,867	302,867
614100 Liability Insurance Allocation	609,700	844,300	686,899	696,999	696,999	696,999
614200 WC Insurance Allocation	313,500	322,100	338,901	299,200	299,200	299,200
Total Administrative Charges	9,557,174	10,962,975	11,927,736	12,055,431	12,055,431	12,055,431
Transfers Out						
561115 Transfer to Non Dept Grants	0	4,200	51,014	61,014	61,014	61,014
561125 Transfer to Juvenile Grants	983,537	80,995	0	0	0	0
561130 Transfer to Public Works	149,786	145,534	401,761	210,936	210,936	210,936
561160 Xfer to Community Svcs Grants	2,000	2,000	5,445	2,000	2,000	2,000
561190 Transfer to Health	3,730,390	3,604,588	3,914,282	3,962,080	3,962,080	3,962,080
561220 Transfer to Child Support	361,463	379,721	420,616	457,328	457,328	457,328
561230 Transfer to Dog Services	836,710	932,105	1,111,081	1,209,117	1,209,117	1,209,117
561250 Transfer to Sheriff Grants	36,201	27,067	52,665	78,664	78,664	78,664
561270 Transfer to County Fair	135,702	129,940	130,000	70,000	70,000	70,000
561300 Transfer to DA Grants	101,109	130,742	120,777	57,095	57,095	57,095
561305 Transfer to Land Use Planning	305,647	376,495	572,089	536,580	536,580	536,580
561310 Transfer to Parks	214,397	221,595	200,409	161,789	161,789	161,789
561320 Transfer to Surveyor	101,659	101,659	101,659	101,659	101,659	101,659
561410 Transfer to Debt Service	2,850,520	3,334,486	3,327,014	3,328,539	3,328,539	3,328,539
561455 Xfer to Facility Renovation	1,066,000	1,000,000	580,000	0	0	0
561480 Xfer to Capital Impr Projects	2,928,443	6,259,835	3,001,879	0	0	0

MARION COUNTY FY 2020-21 BUDGET
ACCOUNT LINE ITEM DETAIL

GENERAL FUND						
Requirements						
561580 Transfer to Central Services	493,246	473,632	670,439	513,099	513,099	513,099
561595 Transfer to Fleet Management	0	56,346	0	32,700	32,700	32,700
Total Transfers Out	14,296,809	17,260,940	14,661,130	10,782,600	10,782,600	10,782,600
Contingency						
571010 Contingency	0	0	1,104,154	2,226,435	2,226,435	2,226,435
Total Contingency	0	0	1,104,154	2,226,435	2,226,435	2,226,435
Reserve for Future Expenditure						
572010 Reserve for Future Expenditure	0	0	0	2,122,230	2,122,230	2,122,230
Total Reserve for Future Expenditure	0	0	0	2,122,230	2,122,230	2,122,230
Ending Fund Balance						
573010 Unapprop Ending Fund Balance	0	0	7,530,528	7,492,970	7,492,970	7,492,970
Total Ending Fund Balance	0	0	7,530,528	7,492,970	7,492,970	7,492,970
GRAND TOTAL	84,501,869	91,704,182	106,884,798	107,849,047	107,849,047	107,849,047

MARION COUNTY FY 2020-21 BUDGET

ACCOUNT LINE ITEM DETAIL

CENTRAL SERVICES

Resources

	FY 17-18 ACTUAL	FY 18-19 ACTUAL	FY 19-20 BUDGET	FY 20-21 PROPOSED	FY 20-21 APPROVED	FY 20-21 ADOPTED
Charges for Services						
341170 Witness Fees	33	0	0	0	0	0
341430 Copy Machine Fees	67	163	50	0	0	0
341620 User Fees	280,689	262,321	182,935	209,661	209,661	209,661
341690 Attorney Fees	181,506	243,482	165,600	196,900	196,900	196,900
341999 Other Fees	62	35	0	0	0	0
342200 Property Leases	10,004	10,178	0	0	0	0
342910 Public Records Request Charges	325	399	150	100	100	100
344250 Telephone Use Reimbursement	89,640	92,890	76,450	30,570	30,570	30,570
344300 Restitution	224	0	0	0	0	0
344800 EAIP Reimbursement	3,000	4,200	3,000	1,500	1,500	1,500
344999 Other Reimbursements	3,843	2,187	2,100	1,250	1,250	1,250
345300 Surplus Property Sales	0	0	0	250	250	250
345400 Document Fees	331	0	0	0	0	0
347101 Central Svcs to Other Agencies	194,597	152,463	110,633	127,940	127,940	127,940
348700 Wellness Program	53,361	53,754	45,000	45,000	45,000	45,000
Total Charges for Services	817,681	822,073	585,918	613,171	613,171	613,171
Admin Cost Recovery						
411100 County Admin Allocation	1,979,832	2,183,265	2,453,209	2,342,735	2,342,735	2,342,735
411200 Business Services Allocation	0	0	668,613	711,330	711,330	711,330
411210 Facilities Mgt Allocation	2,643,063	2,870,532	2,991,879	3,059,633	3,059,633	3,059,633
411220 Custodial Allocation	1,316,886	1,342,498	1,321,758	1,354,411	1,354,411	1,354,411
411230 Courier Allocation	71,044	63,823	60,962	64,369	64,369	64,369
411250 Risk Management Allocation	474,172	435,011	556,750	511,599	511,599	511,599
411255 Benefits Allocation	412,044	438,903	399,031	575,049	575,049	575,049
411260 Human Resources Allocation	1,485,479	1,674,972	1,804,866	2,058,579	2,058,579	2,058,579
411300 Legal Services Allocation	1,382,376	1,392,363	1,646,854	1,634,117	1,634,117	1,634,117
411400 Information Tech Allocation	6,310,118	7,603,773	9,836,315	9,899,842	9,899,842	9,899,842
411410 FIMS Allocation	2,570,933	2,722,549	1,733,011	1,520,198	1,520,198	1,520,198
411600 Finance Allocation	2,358,378	2,600,908	2,881,398	3,070,854	3,070,854	3,070,854
411800 MCBEE Allocation	45,609	45,119	125,712	342,645	342,645	342,645
Total Admin Cost Recovery	21,049,934	23,373,716	26,480,358	27,145,361	27,145,361	27,145,361
Other Revenues						
371000 Miscellaneous Income	7,213	199	250	0	0	0
Total Other Revenues	7,213	199	250	0	0	0
General Fund Transfers						
381100 Transfer from General Fund	493,246	473,632	670,439	513,099	513,099	513,099
Total General Fund Transfers	493,246	473,632	670,439	513,099	513,099	513,099

MARION COUNTY FY 2020-21 BUDGET

ACCOUNT LINE ITEM DETAIL

CENTRAL SERVICES						
	Resources					
	FY 17-18	FY 18-19	FY 19-20	FY 20-21	FY 20-21	FY 20-21
	ACTUAL	ACTUAL	BUDGET	PROPOSED	APPROVED	ADOPTED
Other Fund Transfers						
381155 Xfr from Tax Title Land Sales	47,249	39,399	90,000	79,686	79,686	79,686
Total Other Fund Transfers	47,249	39,399	90,000	79,686	79,686	79,686
GRAND TOTAL	22,415,323	24,709,019	27,826,965	28,351,317	28,351,317	28,351,317

MARION COUNTY FY 2020-21 BUDGET

ACCOUNT LINE ITEM DETAIL

CENTRAL SERVICES

Requirements

	FY 17-18 ACTUAL	FY 18-19 ACTUAL	FY 19-20 BUDGET	FY 20-21 PROPOSED	FY 20-21 APPROVED	FY 20-21 ADOPTED
Personnel Services						
Salaries and Wages						
511020 Salaries and Wages Budget Only	0	0	(501,894)	0	0	0
511110 Regular Wages	9,108,449	9,472,637	12,775,558	13,104,330	13,104,330	13,104,330
511120 Temporary Wages	70,341	49,704	32,228	34,075	34,075	34,075
511130 Vacation Pay	625,852	669,957	0	0	0	0
511140 Sick Pay	475,760	429,896	0	0	0	0
511150 Holiday Pay	483,197	502,418	0	0	0	0
511160 Comp Time Pay	24,775	23,768	9,171	14,700	14,700	14,700
511180 Differential Pay	16,416	17,126	21,500	18,000	18,000	18,000
511210 Compensation Credits	232,471	210,358	209,343	179,228	179,228	179,228
511220 Pager Pay	51,140	51,123	52,750	52,750	52,750	52,750
511240 Leave Payoff	93,385	130,209	77,036	59,177	59,177	59,177
511250 Training Pay	21,324	20,656	0	0	0	0
511270 Leadworker Pay	2,099	3,309	2,200	3,450	3,450	3,450
511280 Cell Phone Pay	6,132	4,264	0	0	0	0
511290 Health Insurance Waiver Pay	22,470	25,070	24,000	33,600	33,600	33,600
511410 Straight Pay	0	281	0	0	0	0
511420 Premium Pay	46,881	36,844	30,670	26,476	26,476	26,476
511450 Premium Pay Temps	19	48	0	0	0	0
Total Salaries and Wages	11,280,712	11,647,669	12,732,562	13,525,786	13,525,786	13,525,786
Fringe Benefits						
512010 Fringe Benefits Budget Only	0	0	(187,572)	5,616	5,616	5,616
512110 PERS	1,994,038	2,055,723	2,985,547	3,061,974	3,061,974	3,061,974
512120 401K	168,948	177,337	199,289	206,597	206,597	206,597
512130 PERS Debt Service	615,481	760,667	689,475	712,471	712,471	712,471
512200 FICA	832,508	861,287	988,430	1,012,822	1,012,822	1,012,822
512310 Medical Insurance	2,243,104	2,322,696	2,665,005	2,714,460	2,714,460	2,714,460
512320 Dental Insurance	207,727	209,407	264,309	228,166	228,166	228,166
512330 Group Term Life Insurance	19,399	20,129	24,013	24,622	24,622	24,622
512340 Long Term Disability Insurance	38,472	39,476	53,822	55,191	55,191	55,191
512400 Unemployment Insurance	36,060	35,021	48,159	39,956	39,956	39,956
512520 Workers Comp Insurance	3,861	3,600	5,331	5,467	5,467	5,467
512600 Wellness Program	6,094	6,178	6,920	7,080	7,080	7,080
512610 Employee Assistance Program	4,505	4,961	5,872	6,008	6,008	6,008
512700 County HSA Contributions	23,618	35,272	30,550	22,100	22,100	22,100
Total Fringe Benefits	6,193,814	6,531,754	7,779,150	8,102,530	8,102,530	8,102,530
Total Personnel Services	17,474,526	18,179,423	20,511,712	21,628,316	21,628,316	21,628,316

MARION COUNTY FY 2020-21 BUDGET

ACCOUNT LINE ITEM DETAIL

CENTRAL SERVICES

Requirements

	FY 17-18 ACTUAL	FY 18-19 ACTUAL	FY 19-20 BUDGET	FY 20-21 PROPOSED	FY 20-21 APPROVED	FY 20-21 ADOPTED
Materials and Services						
Supplies						
521010 Office Supplies	32,783	28,082	28,904	33,824	33,824	33,824
521030 Field Supplies	0	4	0	0	0	0
521050 Janitorial Supplies	79,093	79,130	88,140	88,000	88,000	88,000
521052 Janitorial Floor Care	1,431	3,529	3,500	2,500	2,500	2,500
521060 Electrical Supplies	11,155	19,067	36,000	30,000	30,000	30,000
521070 Departmental Supplies	33,303	38,953	36,208	28,550	28,550	28,550
521080 Food Supplies	0	133	0	0	0	0
521090 Uniforms and Clothing	4,897	4,257	4,100	4,350	4,350	4,350
521110 First Aid Supplies	11	25	175	175	175	175
521140 Vaccines	308	390	350	500	500	500
521190 Publications	12,780	5,598	11,871	8,857	8,857	8,857
521210 Gasoline	8,376	9,440	6,400	8,277	8,277	8,277
521220 Diesel	1,321	2,513	1,500	1,000	1,000	1,000
521230 Propane	53	31	150	150	150	150
521300 Safety Clothing	826	332	500	500	500	500
521310 Safety Equipment	6,272	643	2,500	5,000	5,000	5,000
Total Supplies	192,610	192,127	220,298	211,683	211,683	211,683
Materials						
522060 Sign Materials	81	1,251	0	0	0	0
522070 Paint	813	1,085	1,000	1,000	1,000	1,000
522110 Batteries	2,484	5,511	8,550	10,350	10,350	10,350
522120 Tires and Accessories	0	50	0	0	0	0
522140 Small Tools	3,983	2,456	4,150	4,150	4,150	4,150
522150 Small Office Equipment	14,596	19,286	29,718	13,710	13,710	13,710
522160 Small Departmental Equipment	20,195	11,588	19,984	11,050	11,050	11,050
522170 Computers Non Capital	142,136	500,109	338,092	350,901	350,901	350,901
522180 Software	27,601	65,991	69,499	24,180	24,180	24,180
Total Materials	211,888	607,328	470,993	415,341	415,341	415,341
Communications						
523010 Telephone Equipment	1,564	1,907	1,500	1,500	1,500	1,500
523015 Video Security Equipment	0	86,103	85,865	85,865	85,865	85,865
523020 Phone and Communication Svcs	150,703	137,598	156,050	163,631	163,631	163,631
523040 Data Connections	10,099	21,641	33,880	30,213	30,213	30,213
523050 Postage	4,895	4,572	5,325	5,180	5,180	5,180
523060 Cellular Phones	24,215	29,690	39,016	45,018	45,018	45,018
523070 Pagers	1,263	1,252	1,400	0	0	0

MARION COUNTY FY 2020-21 BUDGET

ACCOUNT LINE ITEM DETAIL

CENTRAL SERVICES						
Requirements						
	FY 17-18 ACTUAL	FY 18-19 ACTUAL	FY 19-20 BUDGET	FY 20-21 PROPOSED	FY 20-21 APPROVED	FY 20-21 ADOPTED
523090 Long Distance Charges	288	5,125	6,756	6,072	6,072	6,072
Total Communications	193,027	287,887	329,792	337,479	337,479	337,479
Utilities						
524010 Electricity	84,918	93,241	97,405	89,615	89,615	89,615
524020 City Operations and St Lights	60	60	65	60	60	60
524040 Natural Gas	3,414	3,481	3,934	3,083	3,083	3,083
524050 Water	2,336	4,033	3,496	2,821	2,821	2,821
524070 Sewer	3,546	7,081	6,952	5,750	5,750	5,750
524090 Garbage Disposal and Recycling	11,506	11,810	14,436	13,273	13,273	13,273
Total Utilities	105,779	119,706	126,288	114,602	114,602	114,602
Contracted Services						
525110 Consulting Services	16,680	3,112	32,930	343,200	343,200	343,200
525150 Audit Services	90,320	93,420	109,000	113,250	113,250	113,250
525153 Fiscal Agent Services	1,650	990	0	1,000	1,000	1,000
525160 Wellness Services	4,855	4,159	13,340	13,340	13,340	13,340
525175 Temporary Staffing	23,270	5,074	4,500	10,000	10,000	10,000
525177 Employment Agencies	0	14,179	0	0	0	0
525355 Engineering Services	0	0	5,000	5,000	5,000	5,000
525360 Public Works Services	99	83	0	0	0	0
525450 Subscription Services	174,149	167,450	337,921	305,219	305,219	305,219
525510 Legal Services	48,773	111,931	111,384	111,384	111,384	111,384
525540 Witnesses	90	161	150	50	50	50
525541 Witness Mileage Reimbursement	0	14	150	50	50	50
525620 Insurance Brokers	91,528	104,296	92,000	98,000	98,000	98,000
525630 Insurance Admin Services	21,965	25,578	30,000	30,000	30,000	30,000
525710 Printing Services	7,906	9,062	11,056	13,100	13,100	13,100
525715 Advertising	8,595	8,501	10,364	11,500	11,500	11,500
525735 Mail Services	12,222	13,693	12,886	13,950	13,950	13,950
525740 Document Disposal Services	740	766	1,295	1,300	1,300	1,300
525770 Interpreters and Translators	0	180	0	0	0	0
525999 Other Contracted Services	78,856	664,665	877,670	158,480	158,480	158,480
Total Contracted Services	581,697	1,227,316	1,649,646	1,228,823	1,228,823	1,228,823
Repairs and Maintenance						
526010 Office Equipment Maintenance	105	484	400	400	400	400
526011 Dept Equipment Maintenance	7,005	2,007	14,500	10,000	10,000	10,000
526012 Vehicle Maintenance	1,758	753	3,550	1,000	1,000	1,000
526020 Computer Hardware Maintenance	111,047	161,176	198,565	145,028	145,028	145,028

MARION COUNTY FY 2020-21 BUDGET

ACCOUNT LINE ITEM DETAIL

CENTRAL SERVICES

Requirements

	FY 17-18 ACTUAL	FY 18-19 ACTUAL	FY 19-20 BUDGET	FY 20-21 PROPOSED	FY 20-21 APPROVED	FY 20-21 ADOPTED
526021 Computer Software Maintenance	924,048	1,085,709	1,221,825	1,070,279	1,070,279	1,070,279
526022 Telephone Maintenance	8,444	58,700	52,375	53,208	53,208	53,208
526030 Building Maintenance	253,045	303,277	257,390	238,131	238,131	238,131
526031 Elevator Maintenance	20,977	21,153	24,000	24,000	24,000	24,000
526032 Roof Maintenance	5,417	1,890	5,000	5,000	5,000	5,000
526040 Remodels and Site Improvements	0	1,255	0	0	0	0
526050 Grounds Maintenance	104,501	100,576	55,000	81,000	81,000	81,000
526070 Road Maintenance	0	(22)	0	0	0	0
Total Repairs and Maintenance	1,436,346	1,736,958	1,832,605	1,628,046	1,628,046	1,628,046
Rentals						
527100 Vehicle Rental	0	257	200	200	200	200
527110 Fleet Leases	44,373	34,404	51,236	36,396	36,396	36,396
527120 Motor Pool Mileage	4,726	4,488	7,100	6,750	6,750	6,750
527130 Parking	721	226	390	375	375	375
527140 County Parking	6,600	6,600	6,600	4,620	4,620	4,620
527200 Building Rental County	21,202	18,538	26,516	8,576	8,576	8,576
527210 Building Rental Private	3,599	3,689	3,781	0	0	0
527240 Condo Assn Assessments	85,330	79,864	87,096	113,078	113,078	113,078
527300 Equipment Rental	53,518	46,579	51,830	50,950	50,950	50,950
Total Rentals	220,070	194,645	234,749	220,945	220,945	220,945
Insurance						
528220 Notary Bonds	0	40	80	160	160	160
Total Insurance	0	40	80	160	160	160
Miscellaneous						
529110 Mileage Reimbursement	12,141	8,877	12,826	11,487	11,487	11,487
529120 Commercial Travel	10,962	19,522	22,760	19,514	19,514	19,514
529130 Meals	8,799	11,108	11,975	10,352	10,352	10,352
529140 Lodging	26,645	37,246	40,467	42,123	42,123	42,123
529210 Meetings	7,116	7,138	9,500	8,712	8,712	8,712
529220 Conferences	17,463	40,382	46,325	45,520	45,520	45,520
529230 Training	138,567	161,169	174,350	119,156	119,156	119,156
529250 Tuition Reimbursement	0	75	0	0	0	0
529300 Dues and Memberships	31,805	23,963	26,170	26,643	26,643	26,643
529440 Safety Grants	4,913	2,989	6,500	6,500	6,500	6,500
529450 Wellness Grants	16,575	9,721	6,500	6,500	6,500	6,500
529650 Pre Employment Costs	1,008	1,079	755	1,485	1,485	1,485
529690 Other Investigations	1,932	0	300	300	300	300
529740 Fairs and Shows	1,016	1,204	2,375	1,875	1,875	1,875
529840 Professional Licenses	1,210	250	675	0	0	0
529850 Device Licenses	3,076	1,649	7,000	2,500	2,500	2,500

MARION COUNTY FY 2020-21 BUDGET

ACCOUNT LINE ITEM DETAIL

CENTRAL SERVICES						
Requirements						
529860 Permits	1,718	3,215	900	1,400	1,400	1,400
529880 Recording Charges	0	76	0	0	0	0
529910 Awards and Recognition	8,117	5,092	15,140	14,745	14,745	14,745
529999 Miscellaneous Expense	338	92	0	0	0	0
Total Miscellaneous	293,401	334,848	384,518	318,812	318,812	318,812
Total Materials and Services	3,234,818	4,700,854	5,248,969	4,475,891	4,475,891	4,475,891
Administrative Charges						
611100 County Admin Allocation	188,139	212,911	250,284	232,729	232,729	232,729
611210 Facilities Mgt Allocation	168,738	169,899	197,048	242,418	242,418	242,418
611220 Custodial Allocation	122,427	120,544	142,701	183,592	183,592	183,592
611230 Courier Allocation	4,960	4,520	4,979	6,496	6,496	6,496
611250 Risk Management Allocation	18,995	17,946	22,770	27,977	27,977	27,977
611255 Benefits Allocation	28,767	31,079	32,605	0	0	0
611260 Human Resources Allocation	103,708	118,607	141,073	266,050	266,050	266,050
611300 Legal Services Allocation	314,515	295,456	358,793	377,022	377,022	377,022
611400 Information Tech Allocation	233,893	270,666	318,621	311,528	311,528	311,528
611410 FIMS Allocation	157,967	174,531	164,508	152,129	152,129	152,129
611420 Telecommunications Allocation	21,346	24,540	30,496	30,045	30,045	30,045
611430 Info Tech Direct Charges	37,670	46,324	55,428	15,987	15,987	15,987
611600 Finance Allocation	131,452	148,531	175,111	186,492	186,492	186,492
611800 MCBEE Allocation	4,689	4,784	13,232	37,279	37,279	37,279
612100 IT Equipment Use Charges	18,213	33,404	25,935	43,966	43,966	43,966
614100 Liability Insurance Allocation	101,900	93,500	70,900	77,600	77,600	77,600
614200 WC Insurance Allocation	48,600	61,500	61,800	55,800	55,800	55,800
Total Administrative Charges	1,705,979	1,828,742	2,066,284	2,247,110	2,247,110	2,247,110
GRAND TOTAL	22,415,323	24,709,019	27,826,965	28,351,317	28,351,317	28,351,317

MARION COUNTY FY 2020-21 BUDGET
ACCOUNT LINE ITEM DETAIL

THIS PAGE HAS BEEN INTENTIONALLY LEFT BLANK

TABLE OF CONTENTS

APPENDICES

Appendix A – Public Notice of Budget Committee Meeting	A-1
Appendix B – Board Resolution Adopting the Budget and Imposing Tax	B-1
Appendix C – Public Notice of Budget Hearing (Board Adoption).....	C-1
Appendix D – Notice of Property Tax and Certification	D-1
Appendix E – Budget Terminology	E-1
Appendix F – Financial Policies.....	F-1
Appendix G – Fund Descriptions – Major and Nonmajor.....	G-1
Appendix H – Major Funds Line Item Detail Locator.....	H-1
Appendix I – Contingency, Reserves and Ending Fund Balance	I-1
Appendix J – Changes In Ending Fund Balance	J-1
Appendix K – Full Time Equivalent Positions.....	K-1
Appendix L – Positions by Title and Salary Range by Department.....	L-1
Appendix M – Distinguished Budget Presentation Award	M-1

THIS PAGE HAS BEEN INTENTIONALLY LEFT BLANK

MARION COUNTY FY 2020-21 BUDGET
APPENDIX A
PUBLIC NOTICE OF BUDGET COMMITTEE MEETING



Statesman Journal

A GANNETT COMPANY

AFFIDAVIT OF PUBLICATION

MARION COUNTY FINANCE DEPT
555 COURT ST NE STE 4247
SALEM, OR 97301

I Kathleen Allen
being first duly sworn, depose and say that I am the principal clerk of the Statesman Journal, Silverton Appeal and Stayton Mail newspapers of general circulation as defined by Sections 193.010 to 193.110, Oregon revised Statutes; printed and Published at Salem in the aforesaid county and state; that this Public Notice is printed copy of which is hereby annexed, was published in the entire issue of said newspaper in the following issues -

05/18/2020

Dated this 18 day of May, 2020


Kathleen Allen
Public Notice Clerk

Subscribed and sworn to me this

Shelly Hora
Notary Public for State of Wisconsin, Brown County

Notary Expires on 8-25-23

Ad#:0004194007
P O : 5/28 mtg
This is not an invoice
of Affidavits 1



MARION COUNTY FY 2020-21 BUDGET
APPENDIX A
PUBLIC NOTICE OF BUDGET COMMITTEE MEETING

PUBLIC NOTICE

NOTICE OF BUDGET COMMITTEE MEETING

The Budget Committee of Marion County, State of Oregon, will convene on May 28, 2020 at 9:00am, to discuss the budget for the fiscal year July 1, 2020 to June 30, 2021. The purpose of this meeting is to receive the budget message and review the budget document. Due to COVID-19 guidelines, the meeting will be held virtually and instructions to watch remotely will be posted on the Marion County website at www.co.marion.or.us. Public comments will be accepted in two formats: written or phone testimony. Written comments may be submitted to publichearings@co.marion.or.us until noon on May 27, 2020. Anyone that wishes to testify over the phone must pre-register at <https://apps.co.marion.or.us/PublicHearingsRegistration/> no later than noon on May 27, 2020. Registrants will be called during the public comment period of the budget committee meeting approximately 11:45am on May 28, 2020 to provide their testimony. A copy of the budget document may be obtained on or after May 22, 2020 on the Marion County website at www.co.marion.or.us. Notice of this Budget Committee meeting is also posted on the county website.

Statesman Journal
May 18, 2020

MARION COUNTY FY 2020-21 BUDGET

APPENDIX B

BOARD RESOLUTION ADOPTING BUDGET AND IMPOSING TAX

MARION COUNTY

Fiscal Year 2020-21 Adopted Budget
Attachment to Resolution No. 20R-10
June 10, 2020

	Appropriated Budget July 1, 2020	Unappropriated Budget July 1, 2020	Fund Total July 1, 2020
GENERAL FUND			
Assessor's Office	\$ 7,159,347		
County Clerk's Office	3,108,260		
Community Services	910,285		
District Attorney's Office	10,486,683		
Justice Court	991,439		
Juvenile	13,501,571		
Sheriff's Office	45,532,674		
Treasurer's Office	492,944		
Non Departmental:			
Materials and Services	3,041,609		
Transfers Out	10,782,600		
Contingency	2,226,435		
Reserve for Future Expenditure		2,122,230	
Unappropriated Ending Fund Balance		7,492,970	
Total	\$ 98,233,847	\$ 9,615,200	\$ 107,849,047
BUILDING INSPECTION FUND			
Public Works	3,677,999		
Contingency	790,000		
Unappropriated Ending Fund Balance		3,515,660	
Total	\$ 4,467,999	\$ 3,515,660	\$ 7,983,659
CAPITAL BUILDING AND EQUIPMENT FUND			
Reserve for Future Expenditure		141,397	
Total	\$ -	\$ 141,397	\$ 141,397
CAPITAL IMPROVEMENT PROJECTS FUND			
Non-Departmental: Capital Outlay	6,718,137		
Transfers Out	95,750		
Contingency	1,305,418		
Reserve for Future Expenditure		2,903,185	
Total	\$ 8,119,305	\$ 2,903,185	\$ 11,022,490

MARION COUNTY FY 2020-21 BUDGET
APPENDIX B
BOARD RESOLUTION ADOPTING BUDGET AND IMPOSING TAX

MARION COUNTY

Fiscal Year 2020-21 Adopted Budget
Attachment to Resolution No. 20R-10
June 10, 2020

Appropriated Budget July 1, 2020	Unappropriated Budget July 1, 2020	Fund Total July 1, 2020
--	--	----------------------------

CENTRAL SERVICES FUND

Board of Commissioners' Office	2,858,776		
Business Services	5,987,636		
Finance	3,176,640		
Human Resources	2,694,332		
Information Technology	11,460,271		
Legal	1,831,017		
Non-Departmental: Materials and Services	342,645		
Total	\$ 28,351,317	\$ -	\$ 28,351,317

CHILD SUPPORT FUND

District Attorney's Office	2,163,577		
Total	\$ 2,163,577	\$ -	\$ 2,163,577

COMMUNITY CORRECTIONS FUND

Sheriff's Office	12,731,721		
Transfers Out	4,163,424		
Contingency	130,056		
Total	\$ 17,025,201	\$ -	\$ 17,025,201

COMMUNITY SERVICES GRANTS FUND

Community Services	67,107		
Contingency	2,801		
Total	\$ 69,908	\$ -	\$ 69,908

COUNTY CLERK RECORDS FUND

Clerk's Office	200,460		
Contingency	15,022		
Unappropriated Ending Fund Balance		65,787	
Total	\$ 215,482	\$ 65,787	\$ 281,269

COUNTY FAIR FUND

Community Services	560,074		
Contingency	10,000		
Total	\$ 570,074	\$ -	\$ 570,074

COUNTY SCHOOLS FUND

Non-Departmental: Special Payments	1,207,348		
Total	\$ 1,207,348	\$ -	\$ 1,207,348

MARION COUNTY FY 2020-21 BUDGET
APPENDIX B
BOARD RESOLUTION ADOPTING BUDGET AND IMPOSING TAX

MARION COUNTY

Fiscal Year 2020-21 Adopted Budget
Attachment to Resolution No. 20R-10
June 10, 2020

Appropriated Budget July 1, 2020	Unappropriated Budget July 1, 2020	Fund Total July 1, 2020
--	--	----------------------------

CRIMINAL JUSTICE ASSESSMENT FUND

Non-Departmental: Materials and Services	322,731		
Transfers Out	512,100		
Contingency	92,062		
Unappropriated Ending Fund Balance		471,246	
Total	\$ 926,893	\$ 471,246	\$ 1,398,139

DEBT SERVICE FUND

Debt Service	8,832,803		
Unappropriated Ending Fund Balance		3,437,228	
Total	\$ 8,832,803	\$ 3,437,228	\$ 12,270,031

DISTRICT ATTORNEY GRANTS FUND

District Attorney's Office	1,317,391		
Contingency	96,099		
Total	\$ 1,413,490	\$ -	\$ 1,413,490

DOG SERVICES FUND

Community Services	1,691,567		
Total	\$ 1,691,567	\$ -	\$ 1,691,567

ENHANCED PUBLIC SAFETY ESSD FUND

Sheriff's Office	1,707,701		
Contingency	329,921		
Unappropriated Ending Fund Balance		1,261,584	
Total	\$ 2,037,622	\$ 1,261,584	\$ 3,299,206

ENVIRONMENTAL SERVICES FUND

Public Works	29,870,400		
Contingency	4,891,000		
Unappropriated Ending Fund Balance		14,242,306	
Total	\$ 34,761,400	\$ 14,242,306	\$ 49,003,706

FACILITY RENOVATION FUND

Non-Departmental: Capital Outlay	4,295,725		
Contingency	720,000		
Reserve for Future Expenditure		2,244,483	
Total	\$ 5,015,725	\$ 2,244,483	\$ 7,260,208

FLEET MANAGEMENT FUND

Public Works	2,269,680		
Contingency	317,500		
Unappropriated Ending Fund Balance		588,071	
Total	\$ 2,587,180	\$ 588,071	\$ 3,175,251

MARION COUNTY FY 2020-21 BUDGET
APPENDIX B
BOARD RESOLUTION ADOPTING BUDGET AND IMPOSING TAX

MARION COUNTY

Fiscal Year 2020-21 Adopted Budget
Attachment to Resolution No. 20R-10
June 10, 2020

Appropriated Budget July 1, 2020	Unappropriated Budget July 1, 2020	Fund Total July 1, 2020
--	--	----------------------------

HEALTH AND HUMAN SERVICES FUND

Health and Human Services	65,469,718		
Transfers Out	1,778,055		
Contingency	5,510,293		
Unappropriated Ending Fund Balance		2,000,000	
Total	\$ 72,758,066	\$ 2,000,000	\$ 74,758,066

INMATE WELFARE FUND

Sheriff's Office	119,363		
Contingency	104,800		
Unappropriated Ending Fund Balance		823,833	
Total	\$ 224,163	\$ 823,833	\$ 1,047,996

JUVENILE GRANTS FUND

Juvenile	2,617,723		
Contingency	332,476		
Unappropriated Ending Fund Balance		374,563	
Total	\$ 2,950,199	\$ 374,563	\$ 3,324,762

LAND USE PLANNING FUND

Public Works	1,121,580		
Total	\$ 1,121,580	\$ -	\$ 1,121,580

LAW LIBRARY FUND

Legal	350,362		
Contingency	31,668		
Unappropriated Ending Fund Balance		766,515	
Total	\$ 382,030	\$ 766,515	\$ 1,148,545

LOTTERY AND ECONOMIC DEVELOPMENT FUND

Community Services	2,301,665		
Transfers Out	324,000		
Total	\$ 2,625,665	\$ -	\$ 2,625,665

NON-DEPARTMENTAL GRANTS FUND

Non-Departmental: Materials and Services	353,429		
Transfers Out	215,238		
Contingency	79,155		
Unappropriated Ending Fund Balance		497,153	
Total	\$ 647,822	\$ 497,153	\$ 1,144,975

MARION COUNTY FY 2020-21 BUDGET
APPENDIX B
BOARD RESOLUTION ADOPTING BUDGET AND IMPOSING TAX

MARION COUNTY
Fiscal Year 2020-21 Adopted Budget
Attachment to Resolution No. 20R-10
June 10, 2020

	Appropriated Budget July 1, 2020	Unappropriated Budget July 1, 2020	Fund Total July 1, 2020
PARKS FUND			
Public Works	735,592		
Contingency	122,000		
Unappropriated Ending Fund Balance		368,393	
Total	\$ 857,592	\$ 368,393	\$ 1,225,985
PUBLIC WORKS FUND			
Public Works	48,154,662		
Transfers Out	70,875		
Contingency	5,025,815		
Unappropriated Ending Fund Balance		11,028,434	
Total	\$ 53,251,352	\$ 11,028,434	\$ 64,279,786
RAINY DAY FUND			
Reserve for Future Expenditure		2,331,790	
Total	\$ -	\$ 2,331,790	\$ 2,331,790
SELF-INSURANCE FUND			
Non-Departmental: Materials and Services	30,498,420		
Contingency	3,090,000		
Unappropriated Ending Fund Balance		8,723,724	
Total	\$ 33,588,420	\$ 8,723,724	\$ 42,312,144
SHERIFF GRANTS FUND			
Sheriff's Office	3,909,960		
Contingency	455,510		
Unappropriated Ending Fund Balance		137,990	
Total	\$ 4,365,470	\$ 137,990	\$ 4,503,460
STORMWATER MANAGEMENT			
Public Works	1,741,143		
Contingency	230,000		
Unappropriated Ending Fund Balance		365,310	
Total	\$ 1,971,143	\$ 365,310	\$ 2,336,453
SURVEYOR FUND			
Public Works	604,993		
Contingency	338,294		
Unappropriated Ending Fund Balance		2,461,428	
Total	\$ 943,287	\$ 2,461,428	\$ 3,404,715

MARION COUNTY FY 2020-21 BUDGET

APPENDIX B

BOARD RESOLUTION ADOPTING BUDGET AND IMPOSTING TAX

MARION COUNTY

Fiscal Year 2020-21 Adopted Budget
 Attachment to Resolution No. 20R-10
 June 10, 2020

Appropriated Budget July 1, 2020	Unappropriated Budget July 1, 2020	Fund Total July 1, 2020
--	--	----------------------------

TAX TITLE LAND SALES FUND

Non-Departmental: Materials and Services	113,110		
Special Payments	732,133		
Transfers Out	79,686		
Contingency	50,000		
Unappropriated Ending Fund Balance		188,683	
Total	\$ 974,929	\$ 188,683	\$ 1,163,612

TRAFFIC SAFETY TEAM FUND

Sheriff's Office	2,337,607		
Transfers Out	305,954		
Contingency	310,429		
Unappropriated Ending Fund Balance		150,300	
Total	\$ 2,953,990	\$ 150,300	\$ 3,104,290

TOTAL ALL FUNDS

Total Appropriations, All Funds	397,306,446		
Total Unappropriated and Reserve Amounts, All Funds		68,704,263	
Total Budget			466,010,709
Total	\$ 397,306,446	\$ 68,704,263	\$ 466,010,709

**MARION COUNTY FY 2020-21 BUDGET
APPENDIX C
PUBLIC NOTICE OF BUDGET HEARING**

NOTICE OF BUDGET HEARING			
A public meeting of the Marion County Board of Commissioners will be held on June 10, 2020 at 9:30 am at the Senator Hearing Room, 555 Court St. NE, Salem, Oregon. The purpose of this meeting is to discuss the budget for the fiscal year beginning July 1, 2020 as approved by the Marion County Budget Committee. A summary of the budget is presented below. A copy of the budget may be inspected or obtained at the Board of Commissioners' Office, Room 5232, Courthouse Square, 555 Court St. NE, Salem, between the hours of 8:00 am and 5:00 pm or online at www.co.marion.or.us . This budget is for an annual budget period. This budget was prepared on a basis of accounting that is the same as the preceding year.			
Contact: Colm Willis, Chair Board of Commissioners		Telephone: 503-588-5212 Email: Commissioners@co.marion.or.us	
FINANCIAL SUMMARY - RESOURCES			
TOTAL OF ALL FUNDS	Actual Amount 2018-19	Adopted Budget This Year 2019-20	Approved Budget Next Year 2020-21
Beginning Fund Balance/Net Working Capital	136,200,158	143,227,149	133,206,961
Fees, Licenses, Permits, Fines, Assessments & Other Service Charges	87,499,960	96,364,896	108,251,077
Federal, State and all Other Grants, Gifts, Allocations and Donations	104,005,312	101,302,943	90,839,767
Revenue from Bonds and Other Debt	0	0	0
Interfund Transfers / Internal Service Reimbursements	53,740,463	54,819,075	51,589,312
All Other Resources Except Current Year Property Taxes	7,418,372	5,124,712	5,034,327
Current Year Property Taxes Estimated to be Received	71,564,386	74,410,488	77,089,265
Total Resources	460,428,651	475,249,263	466,010,709
FINANCIAL SUMMARY - REQUIREMENTS BY OBJECT CLASSIFICATION			
Personnel Services	146,962,568	167,756,151	173,890,542
Materials and Services	116,439,096	133,454,210	132,414,955
Capital Outlay	20,007,061	40,942,518	35,294,229
Debt Service	8,521,729	8,964,648	8,832,803
Interfund Transfers	23,779,809	23,044,150	18,327,682
Contingencies	0	22,824,427	26,606,754
Special Payments	1,491,237	2,711,360	1,939,481
Reserved for Future Expenditure	0	12,029,837	9,743,085
Unappropriated Ending Balance	0	63,521,962	58,961,178
Total Requirements	317,201,500	475,249,263	466,010,709
FINANCIAL SUMMARY - REQUIREMENTS AND FULL-TIME EQUIVALENT EMPLOYEES (FTE) BY ORGANIZATIONAL UNIT OR PROGRAM *			
Name of Organizational Unit or Program			
FTE for that unit or program			
Operational Efficiency and Quality Service	53,003,122	66,928,299	66,207,526
FTE	243	248	248
Operational Efficiency and Quality Service is encompassed in general government and central service departments' programs including non-departmental programs. In the general government area, the budget for the Assessor's Office is \$7.2 million and 52 FTE to continue property appraisal and tax assessment. The Clerk's Office budget is \$3.4 million and 14.7 FTE for recording, licensing, elections, Board of Property Tax Appeals, and archive services. The Treasurer's Office budget is \$0.5 million and 2.3 FTE to continue its treasury services. Other budgeted General Fund costs totaling \$13.8 million include (1) transfers to other county government operating activities; (2) transfers to capital funds; (3) contributions to outside agencies such as the state's water master and predatory animal programs; (4) funds for performance and organizational audits; (5) management and other expert consulting; (6) outside legal counsel; and (7) other Board of Commissioners directed activities. General Fund contingency, reserve for future expenditure, and unappropriated ending balance totals \$11.8 million. In the central services area, the Board of Commissioners' budget is \$2.9 million and 15 FTE. The Business Services budget is \$6.0 million and 49 FTE. The Finance budget is \$3.2 million and 21.6 FTE. The Human Resources budget is \$2.7 million and 19 FTE. The Information Technology budget is \$11.5 million and 63 FTE. The Legal Counsel budget totals \$3.0 million and 11.8 FTE including the Law Library. A non-departmental business enterprise enhancement program for information technology related financial management system improvements budget is \$0.3 million. The general government had an overall decrease due to a reduction in transfers to capital projects fund compared to the prior year.			
Public Safety	90,699,931	103,676,488	106,394,349
FTE	572	566	565
Public Safety is one of the county's highest priorities and it is allocated 77% of General Fund operating expenditures. The Sheriff's Office budget of \$74.5 million and 356.5 FTE includes enforcement, the county jail, parole and probation, and code enforcement. The District Attorney's Office budget is \$14.1 million to fund criminal prosecution, victims of crime assistance, juvenile enforcement, medical examiner and child support enforcement, utilizing 93.1 FTE. The Juvenile budget of \$16.8 million and 108.3 FTE provides detention and juvenile alternative programs, case management and counseling. The county Justice Court \$1.0 million budget and 7 FTE is used to hear traffic offenses and small civil claims. The \$2.7 million increase in the total Public Safety budget is primarily due to increased personnel services costs.			
Economic Development	4,983,047	13,041,133	11,179,398
FTE	27	28	26
Economic Development includes the Community Services Department budgets of lottery and economic development of \$2.6 million and 3.0 FTE, which accounts for the county's state lottery funds for community project grants and business development grants, and the Marion County Fair budget at \$6 million. Economic Development programs also includes the building inspection program of \$8.0 million and 23 FTE, managed by the Public Works Department. The overall decrease is due to less community projects and business development grants as a result of decreased state lottery funds.			

MARION COUNTY FY 2020-21 BUDGET
APPENDIX C
PUBLIC NOTICE OF BUDGET HEARING

Transportation, Infrastructure and Emergency Management	60,897,143	126,032,606	124,547,476
FTE	200	201	202
The Transportation, Infrastructure and Emergency Management budget includes roads and bridges maintenance and repair, ferry operations, fleet management, county surveyor, land use planning, county parks, stormwater management, and environmental services, which includes solid waste management. They are managed by the Public Works Department with a total \$124.5 million budget and 202 FTE. The overall decrease is due to less capital projects as a result of a decrease in Gas Tax revenue.			
Health and Human Services and Community Services	61,512,467	76,502,201	77,429,826
FTE	474	474	476
The Health and Human Services budget totals \$74.8 million and 457 FTE, for the following services: addiction treatment, both children and adult mental health, acute forensic & diversion, intensive support, developmental disabilities, residential support, communicable disease, prevention, emergency preparedness, environmental health, maternal child health, clinical preventative, vital records and administrative services. The Community Services Department budget for community service activities totals \$2.7 million and 19 FTE. Community services activities include operating a dog shelter and administrative support to the Children and Families Commission, providing support to the Marion County Extension and 4-H District, and funding for the reentry initiative.			
Capital	8,137,289	26,545,975	18,424,095
The Capital budget accounts for the countywide acquisition, construction or remediation of major capital facilities, equipment or other fixed assets, excluding Public Works Department capital projects and purchases. Major projects include \$8.8 million for repairs and upgrades to county buildings, \$7.8 million for various improvements and upgrades to county equipment, \$3 million for the Juvenile Administration building, \$1.4 million for IT equipment and software replacement, and \$.1 million in reserve for future expenditure. The large decrease is due to the completion of large building construction projects.			
Non-Departmental / Non-Operating	37,968,501	62,522,561	61,828,039
Non-Operating activities are not assigned to specific department budgets. Budgeted requirements include \$42.3 million for a Self-Insurance program which pays the cost of county insurance programs; \$12.3 million in debt service which is comprised of \$8.4 million for Public Employee Retirement System debt service, \$2.3 million for capital improvement loans debt service, and \$1.5 million for Courthouse Square debt service; \$1.4 million for a Criminal Justice Assessment program; \$1.1 million for non-departmental grants, which includes veterans services; \$1.2 million for a Tax Title Land Sales program; \$2.3 million for a Rairy Day Reserve program; and \$1.2 million for the County Schools Fund, which accounts for the majority of the decrease due to less anticipated revenues.			
Total Requirements	317,201,501	475,249,263	466,010,709
Total FTE	1,516	1,517	1,518
PROPERTY TAX LEVIES			
	Rate or Amount Imposed	Rate or Amount Imposed	Rate or Amount Approved
	2018-19	This Year 2019-20	Next Year 2020-21
Permanent Rate Levy (rate limit 3.0252 per \$1,000)	3.0252	3.0252	3.0252
Local Option Levy			
Levy For General Obligation Bond			
STATEMENT OF INDEBTEDNESS			
LONG TERM DEBT	Estimated Debt Outstanding on July 1.	Estimated Debt Authorized, But Not Incurred on July 1.	
General Obligation Bonds	\$0	\$0	
Other Bonds	\$37,458,039	\$0	
Other Borrowings	\$17,997,272	\$0	
Total	\$55,455,311	\$0	

OR.000399537

Statesman Journal, Thursday, June 4, 2020

MARION COUNTY FY 2020-21
APPENDIX D
NOTICE OF PROPERTY TAX AND CERTIFICATION

Clear This Page

Notice of Property Tax and Certification of Intent to Impose a Tax, Fee, Assessment, or Charge on Property

**FORM LB-50
2020-2021**

To assessor of **Marion** County

Check here if this is an amended form.

• Be sure to read instructions in the current Notice of Property Tax Levy Forms and Instructions booklet.

The **Marion County** has the responsibility and authority to place the following property tax, fee, charge, or assessment on the tax roll of **Marion** County. The property tax, fee, charge, or assessment is categorized as stated by this form.

PO Box 14500 <small>Mailing address of district</small>	Salem <small>City</small>	OR <small>State</small>	97309 <small>ZIP code</small>	June 10, 2020 <small>Date submitted</small>
Colm Willis <small>Contact person</small>	Chair <small>Title</small>	503-588-5212 <small>Daytime telephone number</small>	commissioners@co.marion.or.us <small>Contact person e-mail address</small>	

CERTIFICATION—You **must** check one box if you are subject to Local Budget Law.

- The tax rate or levy amounts certified in Part I are within the tax rate or levy amounts approved by the budget committee.
- The tax rate or levy amounts certified in Part I were changed by the governing body and republished as required in ORS 294.456.

PART I: TAXES TO BE IMPOSED

	Subject to General Government Limits	
	Rate —or— Dollar Amount	
1. Rate per \$1,000 or total dollar amount levied (within permanent rate limit) ... 1	3.0252	
2. Local option operating tax 2		Excluded from Measure 5 Limits
3. Local option capital project tax 3		
4. City of Portland Levy for pension and disability obligations 4		Dollar Amount of Bond Levy
5a. Levy for bonded indebtedness from bonds approved by voters prior to October 6, 2001 5a		
5b. Levy for bonded indebtedness from bonds approved by voters after October 6, 2001 5b		
5c. Total levy for bonded indebtedness not subject to Measure 5 or Measure 50 (total of 5a + 5b) 5c		0.00

PART II: RATE LIMIT CERTIFICATION

6. Permanent rate limit in dollars and cents per \$1,000 6	3.0252
7. Election date when your new district received voter approval for your permanent rate limit 7	
8. Estimated permanent rate limit for newly merged/consolidated district 8	0

PART III: SCHEDULE OF LOCAL OPTION TAXES— Enter all local option taxes on this schedule. If there are more than two taxes, attach a sheet showing the information for each.

Purpose (operating, capital project, or mixed)	Date voters approved local option ballot measure	First tax year levied	Final tax year to be levied	Tax amount —or— rate authorized per year by voters

PART IV: SPECIAL ASSESSMENTS, FEES, AND CHARGES*

Description	ORS Authority**	Subject to General Government Limitation	Excluded from Measure 5 Limitation
1			
2			

*If fees, charges, or assessments will be imposed on specific property within your district, you must attach a complete listing of properties, by assessor's account number, to which fees, charges, or assessments will be imposed. Show the fees, charges, or assessments uniformly imposed on the properties. If these amounts are not uniform, show the amount imposed on each property.

** The ORS authority for putting these assessments on the roll must be completed if you have an entry in Part IV.

(see the back for worksheet for lines 5a, 5b, and 5c)
File with your assessor no later than **JULY 15**, unless granted an extension in writing.

MARION COUNTY FY 2020-21
APPENDIX D
NOTICE OF PROPERTY TAX AND CERTIFICATION

THIS PAGE HAS BEEN INTENTIONALLY LEFT BLANK

MARION COUNTY FY 2020-21 BUDGET
APPENDIX E
BUDGET TERMINOLOGY

BUDGET TERMINOLOGY

Budget terminology used in this document may be unfamiliar to those who do not deal with local budgeting on a regular basis. The county budget revolves around sources, which are called resources, and uses, which are called requirements. The reader will have a better understanding of tables, graphs, charts and narratives in this document if key terms are understood.

Sources of funds are collectively entitled "**resources**". The source of funds most commonly recognized by citizens is **revenue**, such as taxes and charges for services. However, there are other sources of funds available to the county. These include transfers, administrative cost recoveries, financing proceeds, and net working capital. **Transfers** reflect the movement of resources that one fund or department receives from another fund or department for special purposes; goods and services are not provided in return for these transfers. **Administrative cost recoveries** are charges for services one department renders to another department. **Financing proceeds** are derived from the sale of general or special revenue bonds. **Net working capital** is the beginning fund balance, e.g., prior year savings, of a fund.

Collectively all allocations of resources are entitled "**requirements**". Individually, an **expenditure** is an outlay of cash, such as payment of wages and benefits or purchasing of office supplies. Two other requirements are **transfers out** and **administrative charges**. As state above, incoming transfers are recorded as resources for the receiving fund or department, whereas outgoing transfers are uses of funds for the paying fund or department's side. There are other uses of funds which do not actually allow expenditures. One such allocation is to **contingency**. Amounts budgeted for contingency are not available for immediate expenditure. Rather, contingent funds are recognized as being available for unforeseen needs in the budget year provided the governing body first authorizes the reallocation of budgeted contingency to an expenditure category or categories. Another non-expendable "use" of funds is unappropriated ending fund balance, or as stated in the budget, **ending fund balance**. This is the estimated amount of budgeted year-end resources that are not allocated for any other uses and are not available in the budget year.

Oregon local budget law requires use of specific *categories for requirements*. These are **personnel services, materials and services, capital outlay, transfers** (out), **debt service, special payments**, general operating **contingencies, reserve for future expenditure**, and **unappropriated ending fund balance**.

Marion County classifies **administrative charges** and indirect costs in materials and services budget category for appropriation purposes. Administrative charges in Marion County are internal service charges assessed by central services departments to other departments for central support services rendered.

MARION COUNTY FY 2020-21 BUDGET
APPENDIX E
BUDGET TERMINOLOGY

Budget Glossary

Acronyms (commonly used)	Description
BOC	Board of Commissioners
CAFR	Comprehensive Annual Financial Report
CDBG	Community Development Block Grant
CIP	Capital Improvement Project
COLA	Cost-of-Living Allowance
COPs	Certificates of Participation
ERP	Enterprise Resource Planning
FTE	Full-Time Equivalent
GAAP	Generally Accepted Accounting Principles
GASB	Governmental Accounting Standards Board
GFOA	Government Finance Officers Association
FIMS	Financial Information Management System
IT	Information Technology
MCBEE	Marion County Business Enterprise Enhancement
OAR	Oregon Administrative Rules
ORS	Oregon Revised Statutes
PERS	Public Employees Retirement System
UEFB	Unappropriated Ending Fund Balance

ACCRUAL BASIS OF ACCOUNTING – A method of accounting in which revenues are recorded when earned and expenses are recorded when the obligations are incurred, as opposed to when cash is received or spent.

ADJUSTED GENERAL FUND RESOURCES – For Marion County, this term refers to the net calculation of **Estimated General Fund Resources** less adjustment for (a) certain one-time resources or transfers that are not related to the ongoing operations of the County, and (b) **Net Working Capital**. This net amount is then used in the calculation of budgeted amounts for General Fund **Contingency** and **Unappropriated Ending Fund Balance** and the Rainy Day Fund **Unappropriated Reserve**.

ADMINISTRATIVE CHARGES – **Expenditures** incurred by County **departments** in return for general government services such as accounting, purchasing and personnel. Administrative charges are determined in accordance with the County’s cost allocation plan.

ADMINISTRATIVE COST RECOVERIES – Amounts recovered by **central services departments** in return for general government services provided to County **departments**.

MARION COUNTY FY 2020-21 BUDGET
APPENDIX E
BUDGET TERMINOLOGY

ADOPTED BUDGET – The annual *budget* authorized by a resolution of the Board of Commissioners before the beginning of each *fiscal year*.

APPROPRIATION – Authorization granted by the Board of Commissioners to make *expenditures* and incur obligations for specific purposes. Appropriations are limited to a single *fiscal year*.

APPROVED BUDGET – The annual *budget* agreed upon by the *Budget Committee* and recommended for adoption to the Board of Commissioners. Under *Local Budget Law*, the Board of Commissioners has authority to modify the approved budget prior to adoption.

ASSESSED VALUE – The value set by the County Assessor on real estate and certain personal property as a basis for a property *tax levy*.

AUDIT – The annual review and appraisal of a municipal corporation's accounts and fiscal affairs conducted by an accountant under contract or the Secretary of State (ORS 297.425).

BALANCED BUDGET – A budget in which revenues are equal to expenditures.

BASE BUDGET – The *budget* used in the ongoing operation of a *program* at a current service level.

BEGINNING FUND BALANCE – A fund accounting term used to describe financial resources that are available in the current *fiscal year* because they were not expended in the previous *fiscal year*.

BUD SYSTEM – An in-house computer program used by the County to develop the annual *budget*.

BUDGET – A comprehensive annual financial plan that includes an estimate of *expenditures* for a given purpose and the proposed means of financing the estimated *expenditures*.

BUDGET CALENDAR – A schedule of dates outlined by the County for the preparation and adoption of the annual *budget*.

BUDGET CATEGORY – The functional level of *expenditure* detail at which the *budget* is appropriated and for which the County is held accountable. The County uses the following budget categories:

Personal Services – Includes salaries and wages, overtime, part-time pay and fringe benefits.

Materials and Services – Includes **contracted services**, consumable materials, supplies, operating costs and other services. This category also includes **administrative charges**.

Capital Outlay – **Expenditures** for the acquisition of **fixed assets**.

Debt Service – Payment of principal and interest on borrowed funds.

Special Payments – Includes **expenditures** not readily classified in one of the other budget categories.

Interfund Transfers – Amounts moved from one **fund** to finance activities in another **fund**.

Contingency – An appropriated amount reserved to fulfill unanticipated demands and expenses.

MARION COUNTY FY 2020-21 BUDGET
APPENDIX E
BUDGET TERMINOLOGY

The Board of Commissioners must first authorize the reallocation of contingency to an expenditure category before the expenditure may be incurred.

BUDGET COMMITTEE – A committee comprised of the Board of Commissioners and an equal number of citizens appointed from the County that reviews and approves the annual *budget* prior to adoption by the Board of Commissioners.

BUDGET MESSAGE – A document prepared and presented by the *Budget Officer* that explains the County's annual *budget* and financial priorities.

BUDGET OFFICER – A person appointed by the Board of Commissioners to assemble *budget* information and oversee preparation of the proposed *budget*. The Chief Administrative Officer generally serves as the Budget Officer.

CAPITAL IMPROVEMENT PROJECT (CIP) – A project proposed by a County *department* to acquire or construct *fixed assets*.

CENTRAL SERVICES DEPARTMENTS – County *departments* that provide general government services such as accounting, purchasing and personnel.

CONTRACTED SERVICES – Services provided under contract by businesses or by individuals who are not County employees.

DEBT SERVICE – The payments required for interest on, and repayment of, principal amount of debt.

DECISION PACKAGE – A *budget* request for items not included in a *department's base budget*.

DEDICATED FUNDS – County resources subject to restrictions imposed by creditors, grantors, contributors, or the laws or regulations of other governments.

DEPARTMENT – The basic organizational unit of the County.

DEPRECIATION – An accounting method of allocating the cost of a tangible asset over its useful life and is used to account for declines in value.

DISCRETIONARY RESOURCES – County resources not subject to outside restrictions.

EMPLOYEE BENEFITS – Amounts paid on behalf of employees, which are not included in gross salary, but are considered a part of the cost of salaries and benefits. Examples include group health premiums, contributions to PERS, Social Security taxes, and group life insurance premiums.

Encumbrance – The commitment of appropriated funds to purchase an item or service in the form of a purchase order, contract, or other obligation.

MARION COUNTY FY 2020-21 BUDGET
APPENDIX E
BUDGET TERMINOLOGY

ENTERPRISE RESOURCE PLANNING (ERP) SYSTEM – An integrated set of business processes and associated software modules.

ESTIMATED GENERAL FUND RESOURCES – Estimates prepared during the budget process for all resources attributable to the **General Fund**, including **Net Working Capital**, Revenues and Transfers.

EXPENDITURE – The liability incurred by the County for goods or services received.

FISCAL YEAR – The twelve-month accounting period beginning on July 1 and ending on June 30.

FIXED ASSET – A tangible item with a value of \$5,000 or more and a useful economic lifetime of two years or more, such as land, buildings, machinery, furniture and equipment.

FULL-TIME EQUIVALENT (FTE) – A part-time position converted to the decimal equivalent of a full-time position based on 2,080 hours per year. For example, a part-time employee working 10 hours per week would be equivalent to .25 FTE (10 x 52 / 2,080). Temporary positions are not included in FTE counts. The following processes relate to changes in FTE's:

Add – A new position approved by the **Budget Committee**.

Delete – Elimination of an existing position.

Add/Delete – Simultaneous deletion of an existing vacant position and addition of a new position.

Reclassification – Review and adjustment of an existing position based on analysis by Human Resources and approval by the Personnel Officer.

FUND – A fiscal and accounting entity with a self-balancing set of accounts that record cash and other financial resources, related liabilities, balances and changes, which are segregated for a specific activity or objective. The County uses the following types of funds:

General Fund – Accounts for all County activities that are not required to be accounted for in another fund. The General Fund is the main operating fund of the County.

Special Revenue Fund – Accounts for the proceeds of revenue sources that are legally required to be expended for specific purposes.

Debt Service Fund – Accounts for the payment of general long-term debt principal and interest.

Capital Projects Fund – Accounts for resources to be used for the purchase or construction of major capital items.

Enterprise Fund – Accounts for activities that are financed and operated in a manner similar to private business enterprises.

Internal Service Fund – Accounts for certain activities of a County **department** in which goods and services are provided to other **departments** on a cost reimbursement basis.

Agency Fund – Accounts for assets received by the County on behalf of other governments or organizations.

FUND BALANCE – The excess of **fund** assets over liabilities. Accumulated balances are the result of an excess of revenues over **expenditures** during some period. A negative fund balance is a deficit balance.

MARION COUNTY FY 2020-21 BUDGET
APPENDIX E
BUDGET TERMINOLOGY

GENERAL RESERVES – For Marion County, general reserves include the **General Fund Contingency** and **Unappropriated Ending Fund Balance** and the Rainy Day Fund **Unappropriated Reserve**. These are the resources maintained by the County to ensure the future financial stability of the County.

LOCAL BUDGET LAW – The set of state statutes that local governments in Oregon are required to follow in the budgeting and **expenditure** of public funds.

MARION COUNTY BUSINESS ENTERPRISE ENHANCEMENT (MCBEE) – Marion County has assessed its **Enterprise Resource Planning (ERP)** system and has recognized the need to enhance its business processes in order to fully leverage its infrastructure investment. This term is used to reference the project associated with creating business systems within Marion County that are integrated enterprise-wide systems.

MAJOR FUND – Major Funds are those funds that are particularly important to financial statement users. They are identified either through a prescribed calculation of revenues, expenditures, assets, or liabilities, or as identified by the government entity. The General Fund is always considered a Major Fund.

MODIFIED ACCRUAL BASIS OF ACCOUNTING – A method of accounting in which revenues are recorded when measurable and available and expenditures are recorded when the obligations are incurred, as opposed to when cash is received or spent.

NET ASSETS – The difference between a government's assets and its liabilities. This term is a financial (non-budgetary) term used primarily in government-wide financial reporting and proprietary fund financial reporting.

NET WORKING CAPITAL – A term used in the **budget** to define the amount of net resources computed at the end of the **fiscal year** that is available as a resource in the ensuing **fiscal year**.

NON-MAJOR FUND – All other Funds that are not considered Major Funds.

PERMANENT RATE LIMIT – The maximum rate of ad valorem property taxes that a local government may impose. There is no action that can increase the permanent rate. For Marion County, the permanent rate limit is \$3.0252 per \$1,000 of assessed property value.

PROGRAM UNIT – A group of related activities aimed at accomplishing a major service or function for which the County is responsible.

PROPOSED BUDGET – The annual **budget** recommended for approval to the **Budget Committee** by the Budget Officer. Under **Local Budget Law**, the Budget Committee has authority to modify the proposed budget prior to approval.

RESERVE FOR FUTURE EXPENDITURE – An account used to set aside budgeted revenues that a local government plans to "save" for future financing of a service, project, property or equipment. This account is not intended to be expended during the fiscal year or the period in which it was budgeted. Revenues allocated to this account are earmarked for a specific future purpose.

MARION COUNTY FY 2020-21 BUDGET
APPENDIX E
BUDGET TERMINOLOGY

STRATEGIC PLAN – A policy document developed by the Board of Commissioners in April 2006. This document established, in written form, the County’s Mission, Vision, Strategic Issues and Goals based on a set of defined Values.

SUPPLEMENTAL BUDGET – A ***budget*** prepared to meet needs or spend resources that were not anticipated when the regular ***budget*** was adopted. In general, a supplemental budget must be published, discussed in a public hearing and adopted by the Board of Commissioners.

TAX ANTICIPATION NOTES (TANS) – Short-term notes issued by the County in anticipation of the collection of taxes. Typically, the County issues TANS to smooth out fluctuations in cash flow related to property tax collections.

TAX LEVY – The total amount of property taxes imposed by the County for the ***fiscal year***.

UNAPPROPRIATED ENDING FUND BALANCE – The amount set aside in the ***budget*** to be used as a resource in the next year’s ***budget***. This amount cannot be transferred by resolution or used through a ***supplemental budget***, unless necessitated by a qualifying emergency.

UNAPPROPRIATED RESERVE – For Marion County, unappropriated ***reserve*** is used to reflect the balance in the Rainy Day Fund that has not received ***appropriation*** authority for ***expenditure*** in the current year.

MARION COUNTY FY 2020-21 BUDGET
APPENDIX E
BUDGET TERMINOLOGY

THIS PAGE HAS BEEN INTENTIONALLY LEFT BLANK

MARION COUNTY FY 2020-21 BUDGET
APPENDIX F
FINANCIAL POLICIES

FINANCIAL POLICIES

In the State of Oregon, many financial policies and procedures are dictated by state statute. For example, Oregon Local Budget Law found in Oregon Revised Statutes Section 294 is designed to:

- Establish standard procedures for preparing, presenting, and administering the budgets of Oregon's local governments,
- Provide estimates of revenues, expenditures, and proposed taxes,
- Provide specific methods for obtaining public view in the preparation, and
- Institute a method of control of revenues and expenditures for the promotion of efficiency and economy in the expenditure of funds.¹

For example, the budget must be adopted by fund, and the resources must equal the requirements for each fund, in effect requiring a balanced county budget. Adherence to Oregon law is to all intents and purposes Marion County policy; in effect Marion County follows many state financial policies.

The Marion County Board of Commissioners has adopted the following budget and other financial management policies (**Financial Management – Section 400**). Each policy also has counterpart procedures not presented in this book.

GENERAL RESERVES (Section 400 – Policy 490) – The purpose is to establish policy regarding the development and maintenance of a prudent level of resources to ensure the future financial stability of the county.

- “It is the policy of the Marion County Board of Commissioners that procedures will be developed to determine the appropriate amount to be budgeted for general fund contingency (no less than 1% of General Fund resources), unappropriated ending fund balance (no less than 5% of General Fund resources) and rainy day fund unappropriated reserves.”

RESTRICTIONS OF BACKFILLS (Section 400 – Policy 492) – The purpose is to establish a policy for setting the conditions under which reduced or eliminated program resources may be replaced by General Fund transfers.

- “It is the policy of Marion County that general fund resources shall not be transferred to backfill, i.e., replaced, reduced or eliminated federal, state, foundation or other grant or contract funding, or any other program resource, unless specific conditions set by the Board of Commissioners are met.”

MODIFICATION OF NET WORKING CAPITAL (Section 400 – Policy 416) – The purpose is to establish a policy for budgeting actual net working capital to replace budgeted net working capital during budget execution to provide better financial information with which to manage budgets.

- “It is the policy of Marion County that departments are required to submit supplemental budget requests to modify adopted budget net working capital to actual net working capital after the actual has been calculated and recorded in the financial management system.”

¹ *State of Oregon Department of Revenue – Local Budgeting Manual*

MARION COUNTY FY 2020-21 BUDGET
APPENDIX F
FINANCIAL POLICIES

USE OF ONE-TIME AND UNPREDICTABLE REVENUE (Section 400 – Policy 417) – The purpose is to establish a policy for restrictions on budget allocation and expenditure of unusual or singular occurrence revenue, or that is highly unpredictable, for operating funds.

- “It is the policy of Marion County that there shall be restrictions on the use of one-time or unpredictable revenue for ongoing expenditures, and the proposed use, if any, shall be clearly identified in the budget.”

GENERAL FUND TRANSFERS TO OTHER FUNDS (Section 400 – Policy 415) – The purpose is to establish a policy for expending appropriated transfers from the General Fund to non-General Fund activities.

- “It is the policy of Marion County that all General Fund transfers that provide either total or supplemental funding to programs and services of other funds are subject to reversion of unexpended balances to the General Fund at fiscal year-end.”

TRANSFERS BETWEEN DEPARTMENTAL APPROPRIATION CATEGORIES (Section 400 – Policy 406) – The purpose is to establish a policy that substantiates Board of Commissioners’ authority to approve budget appropriation transfers.

- “It is the policy of Marion County that the transfers of monies between departmental appropriation categories, using the object classifications of reserves, special payments, transfers, contingency, capital outlay, materials and services, and personal services, require prior authorization by the Board of Commissioners.”

POSITION CONTROL (Section 400 – Policy 491) – The purpose is to establish a policy to manage increases in the number of personnel positions in department programs.

- “It is the policy of Marion County that departments and programs may increase the total number of full-time equivalent (FTE) personnel positions over approved program budget levels only when there is new revenue to support such positions. All FTE increases must be approved through the budget process.”

VACANT POSITIONS TERMINATION (Section 300 – Policy 306) – The purpose is to establish budget policy and procedure concerning the handling of vacant positions whenever it is clear that such positions will not be filled during the current or ensuing budget year.

- “Personnel positions that have not been filled or are not currently under recruitment during the current fiscal year shall not be included in a department’s requested annual budget for the ensuing fiscal year. Elimination of vacant positions must be done in accordance with Marion County Personnel Rules.”

ADMINISTRATIVE CHARGES (Section 400 – Policy 409) – The purpose is to establish the use of administrative charges as a means to financing the operations of centralized activities of county departments and programs.

- “It is the policy of Marion County to identify the full cost of delivering programs and services that benefit the county as a whole. Administrative charges provide a useful means of accounting for such centralized activities as human resources, financial services, risk and facilities management, information technology, and Board of Commissioners’ oversight. It is the intent of the Board of Commissioners that all departments, agencies, and funds receive a fair allocation of cost of the central services operations of Marion County.”

MARION COUNTY FY 2020-21 BUDGET
APPENDIX F
FINANCIAL POLICIES

FEDERAL AWARDS: ADMINISTRATION AND DEFINITIONS (Section 400 – Policy 430) – The purpose is to establish policies and procedures over the administration of Federal Awards.

- “It is the policy of Marion County that all Federal Awards are subject to the established requirements as set forth by the federal government in the Uniform Guidance for Federal Awards and other laws and regulations as required by the Federal Award Agreement and the granting agency.”

FEDERAL AWARDS: ALLOWABLE COSTS (Section 400 – Policy 431) – The purpose is to establish policies and procedures over the allowable costs of Federal Awards, including those passed through from the State of Oregon or other granting organizations.

- “It is the policy of Marion County that all Federal Awards are subject to the established requirements as set forth by the federal government in the Uniform Guidance for Federal Awards and other laws and regulations as required by the Federal Award Agreement and the granting agency.”

CAPITAL OUTLAY APPROPRIATIONS (Section 400 – Policy 411) – The purpose is to establish the guidelines and procedures to be used concerning capital outlay appropriations.

- “Capital outlay items will be budgeted and appropriated during the annual budget process. A capital projects fund will be established. All capital purchases supported by the General Fund shall be expended from this fund. Non-General Fund capital purchases will be budgeted in the fund from which the expenditures will be incurred. All capital purchases will be monitored by the capital projects coordinator, and reviewed by the Budget Committee. Requests for capital items not submitted during the annual budget process may be considered during the year through the supplemental budget process”.

MODIFICATION OF APPROVED CAPITAL OUTLAY APPROPRIATIONS (Section 400 – Policy 412) – The purpose is to establish a policy that sets forth the process for obtaining approval for modification to approved capital outlay requests.

- “Capital outlay are reviewed and approved during the annual budget process each fiscal year, as described in the Capital Outlay Appropriations administrative policy and procedure. These requests are based upon the best information known at the time the request is submitted. Due to price increases or other unknown factors, the estimated costs may change between the time the budget is adopted and the time the purchase is made or the work is actually done. Modifications to approved capital outlay amounts shall be submitted to the capital projects coordinator following the process outlined.”

NEW CAPITAL OUTLAY APPROPRIATIONS: POST-BUDGET ADOPTION (Section 400 – Policy 413) – The purpose is to set forth the process for obtaining approval of capital purchases that were not included in the adopted budget for the fiscal year.

- “Capital outlay items are approved during the annual budget process, as described in the Capital Outlay Appropriations administrative policy and procedure. However, throughout the fiscal year, emergency situations may arise that require additional capital expenditures. Requests for the purchase of capital items that were not included in the department’s approved budget shall be submitted in accordance with the following procedures. These items must be approved before purchase through a supplemental budget or special resolution. If these items are not of

MARION COUNTY FY 2020-21 BUDGET
APPENDIX F
FINANCIAL POLICIES

emergency nature, they should be requested as a part of the budget for the next fiscal year, in accordance with the Capital Outlays Appropriations administrative policy and procedure.”

CAPITAL IMPROVEMENT PROJECT PLAN (Section 400 – Policy 414) – The purpose is to establish an official statement of public policy regarding the physical maintenance and development of Marion County’s infrastructure.

- “It is the policy of Marion County to maintain a sound and workable capital improvement project plan. The CIP document shall be the basis for a system for the proposal, approval, execution, oversight, and monitoring of all Marion County capital improvement projects on financial and production bases. The CIP document is a long range strategic document which identifies CIP’s well in advance of need.”

FIXED ASSET CONTROL – (Section 400 – Policy 403) – The purpose of the policy is to establish accountability for county fixed assets at the department level.

- “It is the policy of Marion County that each department head and elected official will be responsible for the inventory, tagging and control of all fixed assets in his or her department.”

OTHER FINANCIAL POLICIES

There are other Marion County policies that have an indirect relationship to development and execution of the county budget.

- Annual audits – **(Section 400 – Policy 407)**
- Assessing fees for services provided by the county to outside agencies and organizations – **(Section 400 – Policy 401)**
- Collection of accounts receivable – **(Section 400 – Policy 402)**
- Federal Awards – Sub-recipient Monitoring – **(Section 400 – Policy 432)**
- Investment of public funds – **(Section 400 – Policy 496)**
- Merchant Cards – **(Section 400 – Policy 493)**
- Revenue bonds in partnership with nonprofit agencies – **(Section 400 – Policy 408)**

MARION COUNTY FY 2020-21 BUDGET
 APPENDIX G
 FUND DESCRIPTIONS – MAJOR AND NONMAJOR

The County's budgets are accounted for by using the modified accrual basis of accounting. The General Fund is appropriated by department. The other funds are appropriated by the categories of personnel services, materials and services, capital outlay, debt service, special payments, transfers, and contingency.

GENERAL AND MAJOR FUNDS

Fund	Principal Resources	Description of Operations
<u>General Fund</u>		
General	Property taxes, grants, state shared revenue, fees, service charges, fines and forfeitures, and interest	Accounts for all operations not required to be accounted for in other funds.
<u>Other Governmental Funds</u>		
Health and Human Services	Federal and state grants, fees, and transfers from the General Fund.	Accounts for community health, mental health and environmental health programs.
Lottery and Economic Development Fund	State shared video lottery funds, other state revenues, settlements based on Transient Occupancy Tax and royalties payments received from the Oregon Garden Foundation.	Accounts for contracted services for grants and programs that promote economic development.
Public Works	Motor vehicle fees and gasoline tax apportionments from the State of Oregon, federal forest revenues, property improvement assessments, and revenues from various state and federal agencies.	Accounts for construction, reconstruction, improvement, repair, maintenance, operation and use of public highways, roads and streets. Certain revenues are restricted for these purposes under Article IX of the State Constitution.
<u>Enterprise Funds</u>		
Environmental Services	Franchise fees and disposal charges.	Accounts for the operation of the County's solid waste collection and disposal system.

MARION COUNTY FY 2020-21 BUDGET
APPENDIX G
FUND DESCRIPTIONS – MAJOR AND NONMAJOR

NONMAJOR FUNDS

Fund	Principal Resources	Description of Operations
Block Grant	Federal and state grants.	The fund is no longer active.
Building Inspection	Building permit fees.	Accounts for the operation of the Public Works Department building inspection program.
Child Support	Federal and state grants and incentives.	Accounts for the enforcement of court-ordered child and spousal support.
Community Corrections	State grants and probation supervision fees.	Accounts for the operation of the community corrections program.
County Schools	Federal and state forest revenue and state shared revenue.	Accounts for support provided to schools in accordance with state statute.
Community Services Grants	Federal and state grants.	Accounts for grant programs administered by the Community Services Department.
County Clerk Records	Clerk recording fees.	Accounts for operation of the County's archive facilities.
County Fair	Admissions, state shared revenue, local sponsorships, transfers from the General Fund.	Accounts for the operation of the annual Marion County Fair.
Criminal Justice Assessment	Assessments from court fines.	Accounts for County assessments for criminal justice programs and court security.
District Attorney Grants	Federal and state grants.	Accounts for grant programs administered by the District Attorney's office.
Dog Control	License and adoption fees, transfers from the General Fund.	Accounts for the County's dog control activities and dog shelter operations.
Enhanced Public Safety ESSD	Charges for services.	Accounts for law enforcement services provided to East Salem Service District.

MARION COUNTY FY 2020-21 BUDGET
APPENDIX G
FUND DESCRIPTIONS – MAJOR AND NONMAJOR

NONMAJOR FUNDS CONTINUED

Fund	Principal Resources	Description of Operations
Juvenile Grants	Federal and state grants, and transfers from the General Fund.	Accounts for grant programs administered by the Juvenile Department.
Inmate Welfare	Vending machine fees and pay telephone charges.	Accounts for the operation of the jail commissary.
Land Use Planning	Planning fees and transfers from other funds.	Accounts for operation of the Public Works Department land use planning program.
Law Library	Library fees.	Accounts for the operation of the law library.
Non-Departmental Grants	Federal and state grants.	Accounts for multi-departmental grant programs.
Parks	Recreational vehicle registration fees, camping fees, and transfers from the General Fund.	Accounts for the maintenance and improvement of County parks.
Tax Title Land Sales	Proceeds from the sale of tax foreclosed property.	Accounts for the disposition of tax foreclosed property.
Traffic Safety Team	Traffic fines.	Accounts for the operation of the County's traffic safety team.
Rainy Day	Investment Earnings.	Accounts for resources set aside for financial emergencies.
Surveyor	Corner restoration fees, and transfers from the General Fund.	Accounts for the operation of the Public Works Department County Surveyor's Office.
Sheriff Grants	Federal and state grants, contract with state and other agencies.	Accounts for support for school resource officers, concealed handguns program, community education, and other programs.

MARION COUNTY FY 2020-21 BUDGET
 APPENDIX G
 FUND DESCRIPTIONS – MAJOR AND NONMAJOR

NONMAJOR FUNDS CONTINUED

Fund	Principal Resources	Description of Operations
<u>Debt Service Fund</u>		
Debt Service	Internal assessments and transfers from the General Fund.	Accounts for payment of principal and interest of long-term obligations of the County.
<u>Capital Projects Funds</u>		
Capital Building and Equipment	Transfers from the General Fund and other funds.	Accounts for the resources set aside for future capital improvements.
Capital Improvement Projects	Transfers from the General Fund and other funds.	Accounts for various capital projects and acquisitions.
Facility Renovation	Transfers from the General Fund and other funds.	Accounts for various facility renovation projects.
<u>Enterprise Funds</u>		
Stormwater Management	Stormwater services fees, electrical generation fees.	Accounts for the operation of the County's stormwater system in the unincorporated urban area east of Salem.

MARION COUNTY FY 2020-21 BUDGET
 APPENDIX H
 MAJOR FUNDS LINE ITEM DETAIL LOCATOR

LOCATION OF BUDGET LINE ITEM REPORTS BY MAJOR FUND

An overview of funds was presented in the Summary section. In the Departments section, departmental budgets were organized by program. At the end of each department budget detail reports by line item were also presented for each fund utilized by each department.

The General Fund and Central Services Fund sections discuss these funds taken as a whole without examining departmental and non-departmental programs. Line item detail about the funds is reported at the end of each of those sections. Non-Departmental and Capital sections present detail resources and requirements budget information for the funds that comprise these sections. For each fund, a detail resources report is followed by a detail requirements report.

The line item detail reports are found beginning on the page numbers shown on the table below.

General and Major Funds

Resources and Requirements Line Item Detail Locator

Funds	Resources Page	Requirements Page
<u>General Fund</u>		
General Fund	567	570
<u>Governmental Funds</u>		
Health and Human Services	244	246
Lottery and Economic Development	145	152
Public Works	387	394
<u>Enterprise Funds</u>		
Environmental Services	391	410

All other nonmajor funds can be located throughout the budget document.

MARION COUNTY FY 2020-21 BUDGET
APPENDIX H
MAJOR FUNDS LINE ITEM DETAIL LOCATOR

THIS PAGE HAS BEEN INTENTIONALLY LEFT BLANK

MARION COUNTY FY 2020-21 BUDGET

APPENDIX I

CONTINGENCY, RESERVES AND ENDING FUND BALANCE

Per Marion County Policy 490, the General Fund budget shall include a contingency of no less than 1% of adjusted general fund resource and an Unappropriated Ending Fund Balance of no less than 5% of adjusted general fund resources. Adjusted General Fund resources will exclude net working capital, as well as other material transfers-in that are deemed "one-time" transfers. The Rainy Day Fund unappropriated reserves are available (under certain conditions) to meet the purposes of this policy.

General Reserves¹					
	General Fund	Rainy Day	Total	FY 2020-21 % Reserves based on Adj General Fund Resources	FY 2019-20 % Reserves based on Adj General Fund Resources (Adopted)
Contingency	2,226,435	-	\$ 2,226,435	2.4%	1.7%
Reserve for Future Expenditures	2,122,230	2,331,790	\$ 4,454,020	4.8%	2.6%
Unappropriated Ending Fund Balance	7,492,970	-	\$ 7,492,970	8.0%	7.2%
Total	11,841,635	2,331,790	\$ 14,173,425	15.2%	11.4%
Adjusted General Fund Resources ²	93,180,708	-	\$ 93,180,708		

1 = Reserve includes the sum of Contingency, Reserve for Future Expenditure and Unappropriated Ending Fund Balance.

2 = Adjusted General Fund resources are total resources less net working capital.

MARION COUNTY FY 2020-21 BUDGET

APPENDIX I

CONTINGENCY, RESERVES AND ENDING FUND BALANCE

Below is a summary table of all funds and the % of reserves (contingency, reserve for future expenditures and unappropriated ending fund balance), for all funds based on total budget.

% of Contingency, Reserve for Future Expenditure and Unappropriated Ending Fund Balance of Total Budget - All Funds					
Funds	Contingency	Reserve for Future Expenditures	Unappropriated Ending Fund Balance	Total Budget By Fund	% of Reserves for Total Budget By Fund
General Fund	2,226,435	2,122,230	7,492,970	107,849,047	11.0%
Building Inspection	790,000	-	3,515,660	7,983,659	53.9%
Capital Building and Equipment	-	141,397	-	141,397	100.0%
Capital Improvement Projects	1,305,418	2,903,185	-	11,022,490	38.2%
Central Services	-	-	-	28,351,317	0.0%
Child Support	-	-	-	2,163,577	0.0%
Community Corrections	130,056	-	-	17,025,201	0.8%
Community Services Grants	2,801	-	-	69,908	4.0%
County Clerk Records	15,022	-	65,787	281,269	28.7%
County Fair	10,000	-	-	570,074	1.8%
County Schools	-	-	-	1,207,348	0.0%
Criminal Justice Assessment	92,062	-	471,246	1,398,139	40.3%
Debt Service	-	-	3,437,228	12,270,031	28.0%
District Attorney Grants	96,099	-	-	1,413,490	6.8%
Dog Services	-	-	-	1,691,567	0.0%
Enhanced Public Safety ESSD	329,921	-	1,261,584	3,299,206	48.2%
Environmental Services	4,891,000	-	14,242,306	49,003,706	39.0%
Facility Renovation	720,000	2,244,483	-	7,260,208	40.8%
Fleet Management	317,500	-	588,071	3,175,251	28.5%
Health and Human Services	5,510,293	-	2,000,000	74,758,066	10.0%
Inmate Welfare	104,800	-	823,833	1,047,996	88.6%
Juvenile Grants	332,476	-	374,563	3,324,762	21.3%
Land Use Planning	-	-	-	1,121,580	0.0%
Law Library	31,668	-	766,515	1,148,545	69.5%
Lottery and Economic Dev	-	-	-	2,625,665	0.0%
Non Departmental Grants	79,155	-	497,153	1,144,975	50.3%
Parks	122,000	-	368,393	1,225,985	40.0%
Public Works	5,025,815	-	11,028,434	64,279,786	25.0%
Rainy Day	-	2,331,790	-	2,331,790	100.0%
Self Insurance	3,090,000	-	8,723,724	42,312,144	27.9%
Sheriff Grants	455,510	-	137,990	4,503,460	13.2%
Stormwater Management	230,000	-	365,310	2,336,453	25.5%
Surveyor	338,294	-	2,461,428	3,404,715	82.2%
Tax Title Land Sales	50,000	-	188,683	1,163,612	20.5%
Traffic Safety Team	310,429	-	150,300	3,104,290	14.8%
Total	\$ 26,606,754	\$ 9,743,085	\$ 58,961,178	\$ 466,010,709	20.5%

MARION COUNTY FY 2020-21 BUDGET
APPENDIX J
CHANGES IN ENDING FUND BALANCE

CHANGES IN ENDING FUND BALANCE BY FUND

The change between beginning fund balance and ending fund balance is one indicator of the financial condition of a fund. A small or no change likely indicates stability; a substantially larger ending fund balance is often a sign of financial improvement, while a substantially small or smaller ending fund balance may indicate a problem.

The Summary of Budgeted Changes in Fund Balance on the following page illustrates how some funds may have funding difficulties in due to greatly reduced, little, or no net working capital. The most critical problem is within departmental budgets where many funds will intentionally have an ending fund balance to carry into the following year for cash flow purposes to continue operating until sufficient new revenue is received. Also, special revenue funds utilizing large federal grant funds would normally carry grant unexpended balances into the following county fiscal year first quarter. This enables continued funding of programs until new federal funds are received in October, the first quarter of the new federal fiscal year.

Non-Departmental funds may have a wide variety as to sources and uses of funds, while others function only to the extent that earmarked revenue is received. Capital funds are generally not expected to have ending fund balances, as funds not budgeted for expenditure are allocated to contingency or reserve for future expenditure. Contingency and reserve for future expenditure are classified as expenditures on the schedule on the following page.

Note that the number of funds and the extent of the decline in their fund balances "may" indicate financial difficulties. It is common for many types of funds to end a fiscal year with a larger fund balance than budgeted. Departments often budget for contingency rather than tying up funds in ending fund balance where, by local budget law, it cannot be readily accessed, and the contingency is frequently not utilized. On the expenditure side, personnel services budgets are rarely fully expended due to employee turnover and hiring lag and there is frequently savings in other appropriation categories. These savings all end up in ending fund balance. The explanation of whether or not a change in ending fund balance is good, bad or neutral lies throughout this book in budget justifications.

The beginning fund balance is by definition also the ending fund balance of the prior fiscal year. Marion County uses the terminology "net working capital" instead of beginning fund balance in budgeting. Revenues include all resources except beginning fund balance. Expenditures include contingency and reserve for future expenditure. Ending fund balance includes includes those funds classified as reserves.

MARION COUNTY FY 2020-21 BUDGET

APPENDIX J

CHANGES IN ENDING FUND BALANCE

Board of Commissioners Adopted Stage

Summary of Budgeted Changes in Fund Balance by Fund

Fund Name	Beginning Fund Balance	Revenue	Expenditures	Ending Fund Balance	Change from Prior Year	% Change
General Fund	14,668,339	93,180,708	100,356,077	7,492,970	(7,175,369)	-48.9%
Building Inspection	4,417,659	3,566,000	4,467,999	3,515,660	(901,999)	-20.4%
Capital Building and Equipment	139,000	2,397	141,397	-	(139,000)	-100.0%
Capital Improvement Projects	8,645,070	2,377,420	11,022,490	-	(8,645,070)	-100.0%
Central Services	-	28,351,317	28,351,317	-	-	0.0%
Child Support	-	2,163,577	2,163,577	-	-	0.0%
Community Corrections	1,332,238	15,692,963	17,025,201	-	(1,332,238)	-100.0%
Community Services Grants	33,808	36,100	69,908	-	(33,808)	-100.0%
County Clerk Records	129,269	152,000	215,482	65,787	(63,482)	-49.1%
County Fair	194,957	375,117	570,074	-	(194,957)	-100.0%
County Schools	587,545	619,803	1,207,348	-	(587,545)	-100.0%
Criminal Justice Assessment	626,451	771,688	926,893	471,246	(155,205)	-24.8%
Debt Service	3,190,883	9,079,148	8,832,803	3,437,228	246,345	7.7%
District Attorney Grants	244,805	1,168,685	1,413,490	-	(244,805)	-100.0%
Dog Services	4,000	1,687,567	1,691,567	-	(4,000)	-100.0%
Enhanced Public Safety ESSD	1,656,629	1,642,577	2,037,622	1,261,584	(395,045)	-23.8%
Environmental Services	20,003,878	28,999,828	34,761,400	14,242,306	(5,761,572)	-28.8%
Facility Renovation	7,149,879	110,329	7,260,208	-	(7,149,879)	-100.0%
Fleet Management	940,367	2,234,884	2,587,180	588,071	(352,296)	-37.5%
Health and Human Services	17,718,761	57,039,305	72,758,066	2,000,000	(15,718,761)	-88.7%
Inmate Welfare	694,658	353,338	224,163	823,833	129,175	18.6%
Juvenile Grants	814,633	2,510,129	2,950,199	374,563	(440,070)	-54.0%
Land Use Planning	-	1,121,580	1,121,580	-	-	0.0%
Law Library	831,863	316,682	382,030	766,515	(65,348)	-7.9%
Lottery and Economic Dev	1,154,550	1,471,115	2,625,665	-	(1,154,550)	-100.0%
Non Departmental Grants	694,355	450,620	647,822	497,153	(197,202)	-28.4%
Parks	663,196	562,789	857,592	368,393	(294,803)	-44.5%
Public Works	25,756,482	38,523,304	53,251,352	11,028,434	(14,728,048)	-57.2%
Rainy Day	2,305,690	26,100	2,331,790	-	(2,305,690)	-100.0%
Self Insurance	12,213,170	30,098,974	33,588,420	8,723,724	(3,489,446)	-28.6%
Sheriff Grants	700,226	3,803,234	4,365,470	137,990	(562,236)	-80.3%
Stormwater Management	1,237,811	1,098,642	1,971,143	365,310	(872,501)	-70.5%
Surveyor	2,592,906	811,809	943,287	2,461,428	(131,478)	-5.1%
Tax Title Land Sales	662,312	501,300	974,929	188,683	(473,629)	-71.5%
Traffic Safety Team	1,201,571	1,902,719	2,953,990	150,300	(1,051,271)	-87.5%
Total Budget	133,206,961	332,803,748	407,049,531	58,961,178	(74,245,783)	-55.7%

MARION COUNTY FY 2020-21 BUDGET

APPENDIX K

FULL TIME EQUIVALENT POSITIONS (FTE) BY DEPARTMENT

Marion County Budget FY 2020-21 - Board of Commissioners Adopted

FULL TIME EQUIVALENT POSITIONS (FTE) BY DEPARTMENT

	FY 17-18	FY 18-19	FY 19-20	FY 20-21	Diff
Assessor's Office	51.00	51.00	52.00	52.00	0.00
Board of Commissioners Office	15.00	15.00	15.00	15.00	0.00
Business Services	63.00	65.00	67.00	49.00	(18.00)
Clerk's Office	14.50	14.70	14.70	14.70	0.00
Community Services	21.65	21.65	21.90	21.90	0.00
District Attorney's Office	91.03	93.43	93.10	93.10	0.00
Finance	20.00	20.60	21.60	21.60	0.00
Health and Human Services	453.92	455.33	455.18	457.18	2.00
Human Resources	0.00	0.00	0.00	19.00	19.00
Information Technology	60.00	62.00	63.00	63.00	0.00
Justice Court	8.00	8.00	8.00	7.00	(1.00)
Juvenile	107.60	108.21	108.34	108.34	0.00
Legal	11.80	11.80	11.80	11.80	0.00
Public Works	207.00	224.30	226.30	225.30	(1.00)
Sheriff's Office	349.50	362.50	356.50	356.50	0.00
Treasurer's Office	2.50	2.50	2.50	2.31	(0.19)
Total	1476.50	1516.02	1516.92	1517.73	0.81

Central Services 580 Breakdown	FY 17-18	FY 18-19	FY 19-20	FY 20-21	Diff
Board of Commissioners Office	15.00	15.00	15.00	15.00	0.00
Business Services	63.00	65.00	67.00	49.00	(18.00)
Finance	20.00	20.60	21.60	21.60	0.00
Human Resources	0.00	0.00	0.00	19.00	19.00
Information Technology	60.00	62.00	63.00	63.00	0.00
Legal	10.00	10.00	10.00	10.00	0.00
Total	168.00	172.60	176.60	177.60	1.00

General Fund 100 Breakdown	FY 17-18	FY 18-19	FY 19-20	FY 20-21	Diff
Assessor's Office	51.00	51.00	52.00	52.00	0.00
Clerk's Office	13.50	13.70	13.70	13.70	0.00
Community Services	6.65	6.65	6.90	6.90	0.00
District Attorney's Office	66.34	67.34	68.01	68.01	0.00
Justice Court	8.00	8.00	8.00	7.00	(1.00)
Juvenile	75.70	88.53	88.53	88.53	0.00
Sheriff's Office	242.29	244.29	244.29	244.29	0.00
Treasurer's Office	2.50	2.50	2.50	2.31	(0.19)
Total	465.98	482.01	483.93	482.74	(1.19)

MARION COUNTY FY 2020-21 BUDGET

APPENDIX K

FULL TIME EQUIVALENT POSITIONS (FTE) BY DEPARTMENT

Marion County Full Time Equivalent Positions By Fund

Budgeted Positions excludes temps, volunteers, students, interns, and contract workers

Clerk's Office	Fund #	FY 17-18	FY 18-19	FY 19-20	FY 20-21	Diff
County Clerk Records	120	1.00	1.00	1.00	1.00	0.00

Community Services	Fund #	FY 17-18	FY 18-19	FY 19-20	FY 20-21	Diff
Lottery and Economic Dev	165	3.00	3.00	3.00	3.00	0.00
Dog Services	230	12.00	12.00	12.00	12.00	0.00

District Attorney's Office	Fund #	FY 17-18	FY 18-19	FY 19-20	FY 20-21	Diff
Child Support	220	13.20	14.60	14.60	14.60	0.00
District Attorney Grants	300	11.49	11.49	10.49	10.49	0.00

Health and Human Services	Fund #	FY 17-18	FY 18-19	FY 19-20	FY 20-21	Diff
Health and Human Services	190	453.92	455.33	455.18	457.18	2.00

Juvenile	Fund #	FY 17-18	FY 18-19	FY 19-20	FY 20-21	Diff
Juvenile Grants	125	31.90	19.68	19.81	19.81	0.00

Legal	Fund #	FY 17-18	FY 18-19	FY 19-20	FY 20-21	Diff
Law Library	260	1.80	1.80	1.80	1.80	0.00

Public Works	Fund #	FY 17-18	FY 18-19	FY 19-20	FY 20-21	Diff
Public Works	130	141.38	149.59	151.42	156.46	5.04
Land Use Planning	305	6.97	6.39	6.39	5.50	(0.89)
Parks	310	1.00	2.06	2.06	2.00	(0.06)
Surveyor	320	4.06	4.07	4.24	4.04	(0.20)
Building Inspection	330	22.49	23.87	24.87	23.30	(1.57)
Environmental Services	510	25.35	31.73	30.73	27.50	(3.23)
Stormwater Management	515	5.75	6.59	6.59	6.50	(0.09)

Sheriff's Office	Fund #	FY 17-18	FY 18-19	FY 19-20	FY 20-21	Diff
Community Corrections	180	78.11	78.11	73.11	73.11	0.00
Enhanced Public Safety ESSD	245	0.00	10.00	10.00	10.00	0.00
Sheriff Grants	250	17.85	18.35	18.35	18.35	0.00
Traffic Safety Team	255	10.25	10.75	10.75	10.75	0.00
Inmate Welfare	290	1.00	1.00	0.00	0.00	0.00

MARION COUNTY FY 2020-21 BUDGET
APPENDIX L
POSITIONS BY TITLE AND SALARY RANGE BY DEPARTMENT

Budget Positions, FTE, Minimum and Maximum Salaries, and Total Salaries (ORS 294.388)

FY 2020-21 Board of Commissioners Adopted Stage

Position	Grade	FTE	Min	Max	Total
Department: Assessor's Office					
Administrative Services Manager	A25 A	1.00	\$56,618	\$90,605	\$67,781
Appraisal Section Supervisor	A26 A	3.00	\$59,509	\$95,222	\$248,449
Assessment Clerk	C17 A	4.00	\$36,546	\$57,470	\$187,995
Assessment Clerk Sr	C47 A	3.00	\$39,021	\$61,318	\$174,311
Assessor	Y54 A	1.00	\$108,264	\$116,542	\$108,244
Cartographer/GIS Technician	C49 A	1.00	\$42,661	\$67,038	\$51,604
Cartographer/GIS Technician	C49 A	1.00	\$42,661	\$67,038	\$45,359
Cartographer/GIS Technician Sr	C51 A	1.00	\$46,779	\$73,528	\$65,048
Chief Deputy Assessor	A29 A	1.00	\$68,786	\$110,240	\$92,652
Deed Clerk	C17 A	3.00	\$36,546	\$57,470	\$148,425
Office Specialist 3	C45 A	3.00	\$35,693	\$56,056	\$126,745
Office Specialist 4	C48 A	1.00	\$40,706	\$63,939	\$62,354
Personal Property Appraisal Tech	C47 A	4.00	\$39,021	\$61,318	\$223,830
Property Appraiser 2	C48 A	15.00	\$40,706	\$63,939	\$877,834
Property Appraiser Sr	C53 A	4.00	\$51,480	\$80,974	\$290,716
Sales Data Analyst 3	C54 A	2.00	\$53,997	\$85,072	\$155,937
Tax Clerk	C44 A	2.00	\$34,174	\$53,685	\$93,143
Tax Clerk Sr	C51 A	1.00	\$46,779	\$73,528	\$73,492
Tax Office Supervisor/Tax Collector	A27 A	1.00	\$62,379	\$99,944	\$99,927
Assessor's Office FTE Total:		52.00			
Department: Board of Commissioners Office					
Administrative Services Manager	A25 A	1.00	\$56,618	\$90,605	\$72,156
Chief Administrative Officer	M46 A	1.00	\$153,213	\$249,766	\$210,732
County Commissioner	Y50 A	3.00	\$95,888	\$103,251	\$309,711
County Public Information Coordinator	G26 A	1.00	\$59,509	\$95,181	\$83,612
Deputy County Administrative Officer	M41 A	1.00	\$111,467	\$181,709	\$119,955
Management Analyst 1 (Confidential)	H52 A	1.00	\$49,109	\$77,210	\$56,594
Management Analyst 2	C55 A	1.00	\$56,722	\$89,190	\$85,840
Office Specialist 3	C45 A	3.00	\$35,693	\$56,056	\$131,585
Policy Analyst	G26 A	1.00	\$59,509	\$95,181	\$79,001
Senior Policy Analyst	G28 A	2.00	\$65,645	\$105,102	\$184,377
Board of Commissioners Office FTE Total:		15.00			
Department: Business Services					
Accounting Specialist	C46 A	1.00	\$37,398	\$58,802	\$45,439
Administrative Services Manager	A25 A	1.00	\$56,618	\$90,605	\$75,826
Benefits and Risk Manager	A30 A	1.00	\$72,322	\$115,835	\$102,452
Building Maintenance Specialist	C47 A	10.00	\$39,021	\$61,318	\$523,268
Building Maintenance Specialist Sr	C49 A	2.00	\$42,661	\$67,038	\$130,119
Business Services Director	M38 A	1.00	\$96,283	\$156,998	\$137,802
Claims Adjuster	G23 A	1.00	\$51,376	\$82,222	\$75,847
Construction Project Coordinator	C26 A	1.00	\$59,530	\$93,600	\$71,276
Contracts Specialist	C50 A	1.00	\$44,595	\$69,992	\$59,511
Custodial Supervisor	A20 A	1.00	\$44,408	\$71,136	\$67,255
Custodial Worker 1	C10 A	14.00	\$26,894	\$42,328	\$504,014
Custodial Worker 2	C42 A	3.00	\$31,429	\$49,296	\$128,511
Electrician 1	C52 A	2.00	\$49,109	\$77,210	\$130,799

MARION COUNTY FY 2020-21 BUDGET
APPENDIX L
POSITIONS BY TITLE AND SALARY RANGE BY DEPARTMENT

Budget Positions, FTE, Minimum and Maximum Salaries, and Total Salaries (ORS 294.388)

FY 2020-21 Board of Commissioners Adopted Stage

Position	Grade	FTE	Min	Max	Total
Department: Business Services					
Electrician 2	C26 A	1.00	\$59,530	\$93,600	\$84,088
Facilities Analyst	G26 A	1.00	\$59,509	\$95,181	\$69,121
Facilities Maintenance and Systems Coordinator	C52 A	1.00	\$49,109	\$77,210	\$76,187
Facilities Program Manager	A30 A	1.00	\$72,322	\$115,835	\$102,880
Groundskeeper	C44 A	1.00	\$34,174	\$53,685	\$47,481
Loss Control Manager	G26 A	1.00	\$59,509	\$95,181	\$79,642
Mail Courier	C41 A	1.00	\$29,848	\$46,987	\$40,316
Maintenance Control Clerk	C15 A	1.00	\$33,405	\$52,520	\$46,993
Maintenance Supervisor	A27 A	1.00	\$62,379	\$99,944	\$87,422
Office Specialist 3	C45 A	1.00	\$35,693	\$56,056	\$42,878
Business Services FTE Total:		49.00			
Department: Clerk's Office					
County Clerk	Y56 A	1.00	\$96,845	\$104,270	\$96,830
Deputy County Clerk 2	C15 A	6.00	\$33,405	\$52,520	\$253,345
Elections and Recording Manager	A29 A	1.00	\$68,786	\$110,240	\$96,363
Elections Clerk	C43 A	2.50	\$32,698	\$51,438	\$94,515
Elections Technician	C45 A	1.00	\$35,693	\$56,056	\$52,659
Office Specialist 4	C48 A	1.20	\$40,706	\$63,939	\$40,403
Records Coordinator	C44 A	1.00	\$34,174	\$53,685	\$49,805
Support Specialist (Non-IT)	F18N A	1.00	\$45,198	\$71,011	\$61,830
Clerk's Office FTE Total:		14.70			
Department: Community Services					
Budget Analyst 1	C50 A	1.00	\$44,595	\$69,992	\$57,923
Community Services Director	M38 A	1.00	\$96,283	\$156,998	\$124,899
Community Services Program Coordinator	C49 A	1.00	\$42,661	\$67,038	\$51,604
Contracts Specialist	C50 A	1.00	\$44,595	\$69,992	\$59,660
Dog Control Officer	C46 A	2.00	\$37,398	\$58,802	\$106,507
Economic Development Coordinator	G26 A	1.00	\$59,509	\$95,181	\$81,925
Management Analyst 2	C55 A	2.00	\$56,722	\$89,190	\$135,295
Office Specialist 2	C43 A	3.00	\$32,698	\$51,438	\$132,859
Office Specialist 3	C45 A	2.00	\$35,693	\$56,056	\$98,588
Office Specialist 4	C48 A	1.00	\$40,706	\$63,939	\$49,957
Program Coordinator 1	C50 A	0.90	\$44,595	\$69,992	\$54,631
Shelter Manager	A27 A	1.00	\$62,379	\$99,944	\$86,971
Shelter Operations Manager	A23 A	1.00	\$51,376	\$82,222	\$69,027
Shelter Technician	C16 A	3.00	\$35,090	\$55,078	\$114,704
Veterinary Technician	C48 A	1.00	\$40,706	\$63,939	\$42,263
Community Services FTE Total:		21.90			
Department: District Attorney's Office					
Administrative Services Manager	A25 A	1.00	\$56,618	\$90,605	\$71,021
Budget Analyst 1	C50 A	1.00	\$44,595	\$69,992	\$67,445
Chief Medical Legal Death Investigator	A26 A	1.00	\$59,509	\$95,222	\$80,281
Deputy DA 1	G29 A	7.00	\$68,786	\$110,240	\$550,256
Deputy DA 2	G32 A	7.50	\$79,602	\$127,587	\$690,532
Deputy DA 3	G36 A	10.00	\$96,845	\$155,085	\$1,233,065

MARION COUNTY FY 2020-21 BUDGET
APPENDIX L
POSITIONS BY TITLE AND SALARY RANGE BY DEPARTMENT

Budget Positions, FTE, Minimum and Maximum Salaries, and Total Salaries (ORS 294.388)

FY 2020-21 Board of Commissioners Adopted Stage

Position	Grade	FTE	Min	Max	Total
Department: District Attorney's Office					
Deputy DA 3 (Child Support Liaison)	G36 A	1.00	\$96,845	\$155,085	\$105,380
Deputy DA 4	G37 A	2.00	\$101,691	\$162,906	\$300,504
District Attorney	Y58 A	1.00	\$35,610	\$38,355	\$35,600
District Attorney Investigator	C26 A	3.60	\$59,530	\$93,600	\$281,215
District Attorney Investigator (Bilingual)	C26 A	1.00	\$59,530	\$93,600	\$92,315
Legal Assistant Supervisor	A22 A	3.00	\$48,901	\$78,270	\$190,144
Legal Secretary 1	C45 A	12.00	\$35,693	\$56,056	\$472,863
Legal Secretary 1 (Bilingual)	C45 A	2.00	\$35,693	\$56,056	\$89,508
Legal Secretary 2	C49 A	15.00	\$42,661	\$67,038	\$740,533
Medical Legal Death Investigator	C55 A	2.00	\$56,722	\$89,190	\$142,579
Office Specialist 4	C48 A	1.00	\$40,706	\$63,939	\$60,041
Paralegal	G20 A	1.00	\$44,408	\$71,136	\$56,418
Support Enforcement Agent 1	C47 A	2.00	\$39,021	\$61,318	\$115,761
Support Enforcement Agent 2	C22 A	1.00	\$46,010	\$72,342	\$69,673
Trial Team Supervisor	A37 A	5.00	\$101,691	\$162,906	\$693,000
Victim Assistance Advocate	C45 A	4.00	\$35,693	\$56,056	\$170,436
Victim Assistance Advocate (Bilingual)	C45 A	2.00	\$35,693	\$56,056	\$85,112
Victim Assistance Manager	A25 A	1.00	\$56,618	\$90,605	\$72,159
Victim Assistance Pgm Coordinator	C50 A	4.00	\$44,595	\$69,992	\$247,991
Victim Assistance Pgm Coordinator (Bilingual)	C50 A	2.00	\$44,595	\$69,992	\$111,668
District Attorney's Office FTE Total:		93.10			
Department: Finance					
Accountant 2	C53 A	2.60	\$51,480	\$80,974	\$177,629
Accounting Specialist	C46 A	3.00	\$37,398	\$58,802	\$147,687
Budget Analyst 2	C53 A	1.00	\$51,480	\$80,974	\$69,383
Budget and Grants Manager	A27 A	1.00	\$62,379	\$99,944	\$90,765
Chief Accountant	G27 A	1.00	\$62,379	\$99,944	\$97,445
Chief Financial Officer	M41 A	1.00	\$111,467	\$181,709	\$148,707
Contracts and Procurement Manager	A27 A	1.00	\$62,379	\$99,944	\$88,365
Controller	A28 A	1.00	\$65,645	\$105,102	\$76,505
Grant/Contracts Compliance Analyst	G24 A	2.00	\$53,914	\$86,382	\$156,722
Management Analyst 2	C55 A	1.00	\$56,722	\$89,190	\$77,937
Office Specialist 4	C48 A	1.00	\$40,706	\$63,939	\$56,562
Payroll Analyst	G24 A	1.00	\$53,914	\$86,382	\$79,687
Payroll Specialist (Confidential)	H52 A	3.00	\$49,109	\$77,210	\$200,661
Payroll Supervisor	A28 A	1.00	\$65,645	\$105,102	\$72,834
Property Coordinator	C51 A	1.00	\$46,779	\$73,528	\$58,159
Finance FTE Total:		21.60			
Department: Health and Human Services					
Accounting Clerk	C42 A	1.00	\$31,429	\$49,296	\$32,630
Accounting Specialist	C46 A	4.00	\$37,398	\$58,802	\$172,915
Accounting Specialist (Bilingual)	C46 A	1.00	\$37,398	\$58,802	\$38,825
Administrative Assistant	C49 A	3.00	\$42,661	\$67,038	\$158,952
Administrative Services Manager	A25 A	1.00	\$56,618	\$90,605	\$79,623
Administrative Services Manager Sr	A28 A	1.00	\$65,645	\$105,102	\$92,219
Adult Abuse Investigator	C52 A	4.00	\$49,109	\$77,210	\$263,272

MARION COUNTY FY 2020-21 BUDGET
APPENDIX L
POSITIONS BY TITLE AND SALARY RANGE BY DEPARTMENT

Budget Positions, FTE, Minimum and Maximum Salaries, and Total Salaries (ORS 294.388)

FY 2020-21 Board of Commissioners Adopted Stage

Position	Grade	FTE	Min	Max	Total
Department: Health and Human Services					
Behavioral Health Aide	C47 A	5.40	\$39,021	\$61,318	\$229,879
Behavioral Health Nurse 1	B72 A	4.60	\$65,749	\$98,571	\$306,098
Behavioral Health Nurse 2	B73 A	2.00	\$69,347	\$103,730	\$174,984
Budget Analyst 2	C53 A	1.00	\$51,480	\$80,974	\$61,363
Care Coordinator	C48 A	12.00	\$40,706	\$63,939	\$674,065
Care Coordinator (Bilingual)	C51 A	3.00	\$46,779	\$73,528	\$185,474
Clinical Supervisor 1	A26 A	4.00	\$59,509	\$95,222	\$328,950
Clinical Supervisor 2	A27 A	15.00	\$62,379	\$99,944	\$1,248,407
Contracts Specialist Sr	C53 A	2.00	\$51,480	\$80,974	\$122,470
Data Specialist	C26 A	1.00	\$59,530	\$93,600	\$61,802
Data Specialist Sr	F26 A	1.00	\$65,978	\$103,730	\$71,655
Departmental Division Director	A34 A	4.00	\$87,838	\$140,712	\$477,027
Developmental Disabilities Assoc 2	C50 A	38.00	\$22,298	\$34,996	\$2,163,124
Developmental Disabilities Assoc 2 (Bilingual)	C50 A	10.00	\$44,595	\$69,992	\$571,213
Developmental Disabilities Specialist 1	C51 A	3.00	\$46,779	\$73,528	\$173,117
Developmental Disabilities Specialist 2	C53 A	1.00	\$51,480	\$80,974	\$64,152
Drug Treatment Assoc 1	C48 A	17.00	\$40,706	\$63,939	\$877,877
Drug Treatment Assoc 1 (Bilingual)	C48 A	3.00	\$40,706	\$63,939	\$178,036
Drug Treatment Assoc 2	C49 A	2.00	\$42,661	\$67,038	\$111,697
Drug Treatment Case Manager	C15 A	10.00	\$33,405	\$52,520	\$403,142
Drug Treatment Case Manager (LEAD)	C15 A	2.00	\$33,405	\$52,520	\$74,197
Environmental Health Specialist 2	C50 A	4.00	\$44,595	\$69,992	\$216,443
Environmental Health Specialist 2 (Bilingual)	C53 A	1.00	\$51,480	\$80,974	\$79,015
Environmental Health Specialist 3	C26 A	2.00	\$59,530	\$93,600	\$164,000
Epidemiologist	C55 A	2.00	\$56,722	\$89,190	\$144,216
Epidemiologist (Bilingual)	C52 A	1.00	\$49,109	\$77,210	\$66,403
Health and Human Services Administrator	M41 A	1.00	\$111,467	\$181,709	\$119,955
Health Educator 2	C51 A	4.60	\$46,779	\$73,528	\$253,953
Health Educator 2 (Bilingual)	C51 A	2.00	\$46,779	\$73,528	\$104,519
Health Educator 3	C52 A	5.00	\$49,109	\$77,210	\$302,614
Health Program Manager	A31 A	3.00	\$75,816	\$121,347	\$327,402
Health Program Supervisor	A29 A	5.00	\$68,786	\$110,240	\$426,267
Health Resources Coordinator	C45 A	1.00	\$35,693	\$56,056	\$50,154
LPN	C45 A	1.00	\$35,693	\$56,056	\$43,238
Management Analyst 1	C52 A	11.00	\$49,109	\$77,210	\$704,235
Management Analyst 2	C55 A	1.00	\$56,722	\$89,190	\$64,878
Medical Billing Specialist	C46 A	3.00	\$37,398	\$58,802	\$147,368
Mental Health Assoc	C48 A	50.33	\$40,706	\$63,939	\$2,598,868
Mental Health Assoc (Bilingual)	C48 A	7.00	\$40,706	\$63,939	\$375,743
Mental Health Assoc (Job Share/Bilingual)	C48 A	1.00	\$40,706	\$63,939	\$30,423
Mental Health Spec 1	C50 A	1.00	\$44,595	\$69,992	\$65,770
Mental Health Spec 1 (Bilingual)	C50 A	1.00	\$44,595	\$69,992	\$64,279
Mental Health Spec 2	C50 A	55.50	\$44,595	\$69,992	\$3,506,204
Mental Health Spec 2 (Bilingual)	C54 A	13.75	\$53,997	\$85,072	\$905,201
Mental Health Spec 2 (Lead)	C54 A	1.00	\$53,997	\$85,072	\$68,746
Mental Health Spec 3	C27 A	3.00	\$62,504	\$98,280	\$231,125
Nurse Practitioner (Bilingual)	B78 A	0.60	\$91,042	\$136,240	\$41,827
Nutrition Educator	C48 A	2.00	\$40,706	\$63,939	\$117,240

MARION COUNTY FY 2020-21 BUDGET
APPENDIX L
POSITIONS BY TITLE AND SALARY RANGE BY DEPARTMENT

Budget Positions, FTE, Minimum and Maximum Salaries, and Total Salaries (ORS 294.388)

FY 2020-21 Board of Commissioners Adopted Stage

Position	Grade	FTE	Min	Max	Total
Department: Health and Human Services					
Nutrition Specialist	C42 A	1.00	\$31,429	\$49,296	\$43,599
Nutrition Specialist (Bilingual)	C42 A	8.00	\$31,429	\$49,296	\$376,299
Nutritionist	C50 A	1.60	\$44,595	\$69,992	\$84,895
Occupational Therapy Specialist	C52 A	1.00	\$49,109	\$77,210	\$50,940
Office Manager	A21 A	4.00	\$46,613	\$74,630	\$240,029
Office Manager Sr	A25 A	3.00	\$56,618	\$90,605	\$252,767
Office Specialist 1 (Bilingual)	C40 A	2.00	\$28,642	\$45,074	\$86,160
Office Specialist 2	C43 A	17.00	\$32,698	\$51,438	\$727,277
Office Specialist 2 (Bilingual)	C43 A	15.00	\$32,698	\$51,438	\$672,405
Office Specialist 2 (Floater)	C43 A	2.00	\$32,698	\$51,438	\$79,930
Office Specialist 2 (Floater) (Bilingual)	C43 A	1.00	\$32,698	\$51,438	\$40,360
Office Specialist 3	C45 A	14.00	\$35,693	\$56,056	\$663,352
Office Specialist 3 (Bilingual)	C45 A	5.00	\$35,693	\$56,056	\$258,223
Office Specialist 4	C48 A	1.00	\$40,706	\$63,939	\$51,145
Payroll Clerk	C46 A	1.00	\$37,398	\$58,802	\$52,022
Peer Support Specialist	C42 A	13.00	\$31,429	\$49,296	\$507,669
Peer Support Specialist (Bilingual)	C42 A	1.00	\$31,429	\$49,296	\$44,676
Program Coordinator 1	C50 A	1.00	\$44,595	\$69,992	\$57,601
Program Coordinator 1 (Bilingual)	C50 A	1.00	\$44,595	\$69,992	\$52,640
Public Health Nurse 2	B70 A	6.80	\$59,238	\$88,733	\$478,998
Public Health Nurse 2 (Bilingual)	B70 A	1.00	\$59,238	\$88,733	\$88,967
Public Health Nurse 3	B72 A	2.00	\$65,749	\$98,571	\$183,136
Public Health Nurse Pgm Manager	A30 A	3.00	\$72,322	\$115,835	\$296,453
Public Health Pgm Supervisor	A27 A	2.00	\$62,379	\$99,944	\$165,485
Public Health Worker 2 (Bilingual)	C43 A	1.00	\$32,698	\$51,438	\$40,132
Public Health Worker 3 (Bilingual)	C45 A	6.00	\$35,693	\$56,056	\$269,520
Quality Improvement Facilitator	C25 A	1.00	\$55,640	\$87,402	\$69,884
Support Specialist (Non-IT)	C52 A	2.00	\$49,109	\$77,210	\$101,880
Health and Human Services FTE Total:		457.18			
Department: Human Resources					
Chief Human Resources Officer	M39 A	1.00	\$101,109	\$164,840	\$138,392
HR Specialist - Leave Administrator	C51 A	1.00	\$46,779	\$73,528	\$50,940
Human Resources Analyst	G25 A	1.00	\$56,618	\$90,605	\$65,381
Human Resources Analyst Sr	G27 A	3.00	\$62,379	\$99,944	\$229,996
Human Resources Specialist	C51 A	5.00	\$46,779	\$73,528	\$314,613
Human Resources Specialist (Confidential)	H51 A	4.00	\$46,779	\$73,528	\$241,978
Human Resources Supervisor	A28 A	1.00	\$65,645	\$105,102	\$74,364
Office Specialist 3 #3379	C51 A	1.00	\$46,779	\$73,528	\$38,868
Safety & Wellness Coordinator	G23 A	1.00	\$51,376	\$82,222	\$54,313
Volunteer Services Coordinator	G21 A	1.00	\$46,613	\$74,630	\$51,724
Human Resources FTE Total:		19.00			
Department: Information Technology					
Accounting Clerk	C42 A	1.00	\$31,429	\$49,296	\$35,006
Business Systems Analyst	G27 A	1.00	\$62,379	\$99,944	\$87,856
Computer Forensics Specialist	F23 A	1.00	\$56,971	\$89,690	\$86,328
Contracts Specialist Sr	C53 A	1.00	\$51,480	\$80,974	\$53,421

MARION COUNTY FY 2020-21 BUDGET
APPENDIX L
POSITIONS BY TITLE AND SALARY RANGE BY DEPARTMENT

Budget Positions, FTE, Minimum and Maximum Salaries, and Total Salaries (ORS 294.388)

FY 2020-21 Board of Commissioners Adopted Stage

Position	Grade	FTE	Min	Max	Total
Department: Information Technology					
Database Administrator	F27 A	1.00	\$69,326	\$108,930	\$104,892
Database Administrator-Sr	F28 A	1.00	\$72,738	\$114,379	\$106,229
GIS Analyst 1	F22 A	1.00	\$54,330	\$85,322	\$64,723
GIS Analyst 2	F24 A	2.00	\$59,842	\$94,099	\$167,220
GIS Analyst 3	F26 A	1.00	\$65,978	\$103,730	\$68,485
Info Technology Manager	A33 A	2.00	\$83,782	\$134,139	\$210,904
Info Technology Supervisor	A29 A	3.00	\$68,786	\$110,240	\$233,535
Information Technology Deputy Director	A34 A	1.00	\$87,838	\$140,712	\$129,779
Information Technology Director	M38 A	1.00	\$96,283	\$156,998	\$138,902
IT Project Manager	A30 A	3.00	\$72,322	\$115,835	\$281,366
IT Security Analyst	G33 A	1.00	\$83,782	\$134,139	\$114,439
IT System Architect	G32 A	1.00	\$79,602	\$127,587	\$84,185
IT Systems Analyst	F26 A	4.00	\$65,978	\$103,730	\$349,492
Network Analyst 2	F25 A	5.00	\$62,878	\$98,800	\$376,999
Network Analyst 3	F27 A	4.00	\$69,326	\$108,930	\$370,963
Office Manager	A21 A	1.00	\$46,613	\$74,630	\$59,634
Programmer Analyst 1	F24 A	1.00	\$59,842	\$94,099	\$71,079
Programmer Analyst 2	F25 A	7.00	\$62,878	\$98,800	\$588,789
Programmer Analyst 3	F28 A	7.00	\$72,738	\$114,379	\$749,241
Support Specialist (IT)	F20 A	9.00	\$49,275	\$77,397	\$565,855
Support Technician	F16 A	1.00	\$40,539	\$63,731	\$47,308
Telecommunications Technician	C22 A	1.00	\$46,010	\$72,342	\$64,730
Telecommunications Technician-Sr	C24 A	1.00	\$50,669	\$79,643	\$76,739
Information Technology FTE Total:		63.00			
Department: Justice Court					
Justice of the Peace	Y57 A	1.00	\$93,434	\$100,568	\$93,414
Office Manager	A21 A	1.00	\$46,613	\$74,630	\$68,867
Office Specialist 2	C43 A	3.00	\$32,698	\$51,438	\$128,981
Office Specialist 2 (Bilingual)	C43 A	1.00	\$32,698	\$51,438	\$39,464
Office Specialist 3 (Bilingual)	C45 A	1.00	\$35,693	\$56,056	\$54,712
Justice Court FTE Total:		7.00			
Department: Juvenile					
Accounting Specialist	C46 A	1.00	\$37,398	\$58,802	\$52,022
Administrative Services Manager	A25 A	1.00	\$56,618	\$90,605	\$85,691
Alternative Program Worker 2	C19 A	6.49	\$39,957	\$62,899	\$303,336
Alternative Program Worker 2 (Bilingual)	C19 A	1.00	\$39,957	\$62,899	\$47,112
Alternative Program Worker 3	C22 A	6.00	\$46,010	\$72,342	\$385,937
Assistant Juvenile Supervisor	A25 A	3.00	\$56,618	\$90,605	\$233,618
Asst Director of Juvenile Department	A33 A	1.00	\$83,782	\$134,139	\$116,808
Contracts Specialist	C50 A	1.00	\$44,595	\$69,992	\$55,311
Education Services Advocate	C50 A	2.00	\$44,595	\$69,992	\$123,625
Education Services Advocate (Bilingual)	C50 A	2.00	\$44,595	\$69,992	\$134,842
Family Intervention Therapist	C54 A	1.00	\$53,997	\$85,072	\$67,404
Family Intervention Therapist (Bilingual)	C54 A	1.00	\$53,997	\$85,072	\$72,533
Family Support Specialist	C52 A	1.00	\$49,109	\$77,210	\$68,294
Family Support Specialist (Bilingual)	C52 A	1.00	\$49,109	\$77,210	\$78,080

MARION COUNTY FY 2020-21 BUDGET
APPENDIX L
POSITIONS BY TITLE AND SALARY RANGE BY DEPARTMENT

Budget Positions, FTE, Minimum and Maximum Salaries, and Total Salaries (ORS 294.388)

FY 2020-21 Board of Commissioners Adopted Stage

Position	Grade	FTE	Min	Max	Total
Department: Juvenile					
GAP Case Manager	C52 A	1.00	\$49,109	\$77,210	\$64,792
GAP Case Manager (Bilingual)	C52 A	1.00	\$49,109	\$77,210	\$64,023
Group Worker 2	J19 A	20.25	\$43,472	\$66,685	\$1,193,911
Group Worker 2 (Bilingual)	J19 A	5.00	\$43,472	\$66,685	\$305,181
Group Worker 2 (Job Share)	J19 A	1.00	\$43,472	\$66,685	\$39,556
Group Worker 2 (MSR)	J19 A	5.00	\$43,472	\$66,685	\$274,400
Group Worker 2 (MSR) (Bilingual)	J19 A	1.00	\$43,472	\$66,685	\$64,224
Juvenile Dept Director	M37 A	1.00	\$91,707	\$149,510	\$132,303
Juvenile Detention Supervisor	A30 A	1.00	\$72,322	\$115,835	\$101,688
Juvenile Probation Case Aide (Bilingual)	C46 A	1.00	\$37,398	\$58,802	\$43,874
Juvenile Probation Officer	C51 A	13.00	\$46,779	\$73,528	\$876,708
Juvenile Probation Officer (Bilingual)	C53 A	9.00	\$51,480	\$80,974	\$692,982
Juvenile Program Supervisor	A29 A	6.00	\$68,786	\$110,240	\$611,640
Management Analyst 2	C55 A	1.63	\$56,722	\$89,190	\$96,720
Mental Health Spec 2	C50 A	3.00	\$44,595	\$69,992	\$172,197
Office Manager	A21 A	1.00	\$46,613	\$74,630	\$63,169
Office Specialist 2	C43 A	1.50	\$32,698	\$51,438	\$45,911
Office Specialist 2 (Bilingual)	C43 A	3.00	\$32,698	\$51,438	\$134,272
Office Specialist 3	C45 A	2.00	\$35,693	\$56,056	\$95,703
Program Van Driver	C40 A	0.47	\$28,642	\$45,074	\$6,791
Records Specialist	C44 A	2.00	\$34,174	\$53,685	\$103,848
Juvenile FTE Total:		108.34			
Department: Legal					
County Counsel	M41 A	1.00	\$111,467	\$181,709	\$160,135
Hearings Officer Sr	G27 A	1.00	\$62,379	\$99,944	\$75,455
Law Librarian	A53 A	1.00	\$54,746	\$87,651	\$81,121
Legal Counsel-Asst	G27 A	2.00	\$62,379	\$99,944	\$149,802
Legal Counsel-Asst Sr	G33 A	3.00	\$83,782	\$134,139	\$356,670
Legal Department Specialist (Confidential)	H47 A	2.00	\$39,021	\$61,318	\$99,849
Library Assistant	C44 A	0.80	\$34,174	\$53,685	\$24,581
Paralegal	G20 A	1.00	\$44,408	\$71,136	\$67,255
Legal FTE Total:		11.80			
Department: Public Works					
Accounting Specialist	C46 A	3.00	\$37,398	\$58,802	\$159,636
Administration Division Manager	A33 A	1.00	\$83,782	\$134,139	\$111,681
Administrative Assistant (Confidential) (Biling)	H49 A	1.00	\$42,661	\$67,038	\$65,393
Administrative Assistant (WC)	C49 A	1.00	\$42,661	\$67,038	\$60,020
Assistant Planner	C50 A	1.00	\$44,595	\$69,992	\$53,340
Associate Planner	C53 A	3.00	\$51,480	\$80,974	\$201,680
Building and Planning Division Manager	A33 A	1.00	\$83,782	\$134,139	\$95,774
Building Inspector 2	C27 A	2.00	\$62,504	\$98,280	\$190,712
Building Plans Examiner 1	C50 A	2.00	\$44,595	\$69,992	\$115,413
Building Plans Examiner 2	C55 A	4.00	\$56,722	\$89,190	\$321,206
Building Plans Examiner Sr	C27 A	1.00	\$62,504	\$98,280	\$94,096
Civil Engineer Supervisor	A31 A	3.00	\$75,816	\$121,347	\$294,082
Civil Engineering Assoc 1	C54 A	2.00	\$53,997	\$85,072	\$128,299

MARION COUNTY FY 2020-21 BUDGET
APPENDIX L
POSITIONS BY TITLE AND SALARY RANGE BY DEPARTMENT

Budget Positions, FTE, Minimum and Maximum Salaries, and Total Salaries (ORS 294.388)

FY 2020-21 Board of Commissioners Adopted Stage

Position	Grade	FTE	Min	Max	Total
Department: Public Works					
Civil Engineering Assoc 2	C26 A	7.60	\$59,530	\$93,600	\$604,818
Civil Engineering Assoc 3	G30 A	4.00	\$72,322	\$115,835	\$356,509
Contracts Specialist	C50 A	1.00	\$44,595	\$69,992	\$72,559
County Building Official	A32 A	1.00	\$79,602	\$127,587	\$86,406
County Emergency Manager	A28 A	1.00	\$65,645	\$105,102	\$90,762
County Surveyor	A31 A	1.00	\$75,816	\$121,347	\$102,324
Crew Leader	C49 A	9.00	\$42,661	\$67,038	\$567,582
Deputy Director	A33 A	1.00	\$83,782	\$134,139	\$111,681
Dispatch Center Coordinator	C45 A	2.00	\$35,693	\$56,056	\$89,033
Electrical Inspector	C55 A	2.00	\$56,722	\$89,190	\$156,428
Electronics Technician 1 - Communications	C50 A	2.00	\$44,595	\$69,992	\$105,496
Electronics Technician 2	C52 A	1.00	\$49,109	\$77,210	\$64,532
Emergency Preparedness Coordinator	G23 A	1.00	\$51,376	\$82,222	\$65,138
Engineering Division Manager	A33 A	1.00	\$83,782	\$134,139	\$115,386
Engineering Tech 1	C47 A	3.00	\$39,021	\$61,318	\$123,521
Engineering Tech 2	C50 A	9.00	\$44,595	\$69,992	\$552,214
Engineering Tech Sr	C52 A	2.00	\$49,109	\$77,210	\$146,921
Environmental Services Division Manager	A33 A	1.00	\$83,782	\$134,139	\$118,704
Environmental Services Operations Supervisor	A26 A	1.00	\$59,509	\$95,222	\$76,156
Environmental Specialist	C54 A	3.00	\$53,997	\$85,072	\$168,219
Ferry Operator	C46 A	5.00	\$37,398	\$58,802	\$236,388
Ferry Operator Relief	C46 A	6.00	\$37,398	\$58,802	\$303,807
Fleet Shop Supervisor	A26 A	1.00	\$59,509	\$95,222	\$77,099
Fleet Specialist	C51 A	1.00	\$46,779	\$73,528	\$65,048
Heavy Equipment Operator	C48 A	4.00	\$40,706	\$63,939	\$237,008
Maintenance Worker	C43 A	16.00	\$32,698	\$51,438	\$649,958
Management Analyst 1	C52 A	2.90	\$49,109	\$77,210	\$171,222
Managerial Accountant	A26 A	1.00	\$59,509	\$95,222	\$64,771
Mechanic	C49 A	8.00	\$42,661	\$67,038	\$446,291
Mechanic-Sr	C50 A	1.00	\$44,595	\$69,992	\$64,029
Medium Equipment Operator	C46 A	41.00	\$37,398	\$58,802	\$2,065,723
Office Manager Sr	A25 A	1.00	\$56,618	\$90,605	\$80,196
Office Specialist 2	C43 A	3.00	\$32,698	\$51,438	\$118,830
Office Specialist 3	C45 A	4.00	\$35,693	\$56,056	\$183,735
Office Specialist 3 (Bilingual)	C45 A	1.00	\$35,693	\$56,056	\$45,210
Office Specialist 4	C48 A	1.00	\$40,706	\$63,939	\$42,263
Onsite Wastewater Specialist 2	C26 A	3.00	\$59,530	\$93,600	\$212,462
Parts Specialist	C45 A	2.00	\$35,693	\$56,056	\$103,576
Permit Specialist	C49 A	5.80	\$42,661	\$67,038	\$314,483
Plumbing Inspector	C55 A	2.00	\$56,722	\$89,190	\$159,788
Principal Planner	G27 A	1.00	\$62,379	\$99,944	\$94,581
Program Coordinator 1	C50 A	4.00	\$44,595	\$69,992	\$230,654
Program Supervisor	A26 A	1.00	\$59,509	\$95,222	\$87,813
Public Works Aide	C98 A	1.00	\$26,437	\$41,496	\$38,953
Public Works Director	M40 A	1.00	\$106,163	\$173,035	\$135,570
PW Operations Division Mgr	A33 A	1.00	\$83,782	\$134,139	\$116,334
Right of Way Agent	C52 A	1.00	\$49,109	\$77,210	\$50,940
Road Operations Supervisor	A25 A	6.00	\$56,618	\$90,605	\$473,760

MARION COUNTY FY 2020-21 BUDGET
APPENDIX L
POSITIONS BY TITLE AND SALARY RANGE BY DEPARTMENT

Budget Positions, FTE, Minimum and Maximum Salaries, and Total Salaries (ORS 294.388)

FY 2020-21 Board of Commissioners Adopted Stage

Position	Grade	FTE	Min	Max	Total
Department: Public Works					
Safety Specialist	C51 A	1.00	\$46,779	\$73,528	\$60,975
Scale Attendant	C12 A	8.00	\$29,453	\$46,176	\$300,603
Survey Technician 1	C48 A	2.00	\$40,706	\$63,939	\$89,988
Survey Technician 2	C51 A	2.00	\$46,779	\$73,528	\$133,152
Survey Technician 3	C53 A	1.00	\$51,480	\$80,974	\$80,960
Waste Reduction Coordinator	C52 A	2.00	\$49,109	\$77,210	\$125,126
Waste Reduction Coordinator (Bilingual)	C52 A	1.00	\$49,109	\$77,210	\$75,318
Wastewater Operator 1	C49 A	2.00	\$42,661	\$67,038	\$108,056
Wastewater Operator 2	C52 A	1.00	\$49,109	\$77,210	\$66,671
Weighmaster	C48 A	1.00	\$40,706	\$63,939	\$42,263
Public Works FTE Total:		225.30			
Department: Sheriff's Office					
Accounting Specialist	C46 A	1.00	\$37,398	\$58,802	\$52,594
Administrative Assistant	C49 A	3.00	\$42,661	\$67,038	\$157,620
Administrative Services Manager Sr	A28 A	1.00	\$65,645	\$105,102	\$90,862
Administrative Specialist Detective Section	D43 A	1.00	\$43,555	\$63,357	\$58,822
Budget Analyst 1	C50 A	1.00	\$44,595	\$69,992	\$65,770
Budget Analyst 2	C53 A	1.00	\$51,480	\$80,974	\$76,059
Case Aide	C46 A	4.00	\$37,398	\$58,802	\$179,433
Case Aide (Bilingual)	C46 A	1.00	\$37,398	\$58,802	\$57,340
Chief Civil Supervisor	A26 A	1.00	\$59,509	\$95,222	\$87,813
Code Enforcement Officer	C51 A	3.00	\$46,779	\$73,528	\$179,458
Community Corrections Educator	C51 A	1.00	\$46,779	\$73,528	\$51,810
Contracts Specialist	C50 A	1.00	\$44,595	\$69,992	\$61,951
Corrections Health Prgm Supervisor	A27 A	1.00	\$62,379	\$99,944	\$94,474
Corrections Nurse	D22 A	5.00	\$60,133	\$89,045	\$436,639
Corrections Nurse (Bilingual)	D22 A	1.00	\$60,133	\$89,045	\$89,970
Corrections Nurse (LPN)	D16 A	4.00	\$45,427	\$66,248	\$240,298
Deputy Sheriff - Enforcement	D16 A	79.00	\$45,427	\$66,248	\$5,797,796
Deputy Sheriff - Enforcement (Bilingual)	D20 A	6.00	\$54,579	\$80,787	\$517,995
Deputy Sheriff - Institutions	D16 A	69.00	\$45,427	\$66,248	\$5,293,718
Deputy Sheriff - Institutions (Bilingual)	D16 A	5.00	\$47,699	\$69,560	\$384,173
Deputy Sheriff - Institutions (MSR)	D16 A	23.00	\$47,699	\$69,560	\$1,623,300
Deputy Sheriff - Institutions (MSR) (Bilingual)	D16 A	2.00	\$47,699	\$69,560	\$151,128
Deputy Sheriff - P & P - Advanced	E43 A	37.00	\$46,405	\$72,280	\$2,840,929
Deputy Sheriff - P & P - Advanced (Bilingual)	E47 A	4.00	\$52,478	\$81,598	\$307,996
Division Commander	A35 A	3.00	\$92,227	\$147,659	\$402,301
Division Commander - Institution	A35 A	1.00	\$92,227	\$147,659	\$145,906
Evidence Officer	D15 A	2.00	\$44,429	\$64,646	\$118,475
Facility Security Aide 1	D11 A	1.00	\$37,211	\$53,518	\$49,758
Facility Security Aide 2	D43 A	5.00	\$45,733	\$66,525	\$312,307
Facility Security Aide 2 (Bilingual)	D43 A	1.00	\$45,733	\$66,525	\$65,125
Lieutenant	A31 A	9.00	\$75,816	\$121,347	\$1,013,992
Management Analyst 1 (Confidential)	H52 A	1.00	\$49,109	\$77,210	\$72,559
Management Analyst 2	C55 A	1.00	\$56,722	\$89,190	\$78,860
Mental Health and Evaluation Specialist	C54 A	1.00	\$53,997	\$85,072	\$75,232
Office Manager Sr	A25 A	2.00	\$56,618	\$90,605	\$150,736

MARION COUNTY FY 2020-21 BUDGET
APPENDIX L
POSITIONS BY TITLE AND SALARY RANGE BY DEPARTMENT

Budget Positions, FTE, Minimum and Maximum Salaries, and Total Salaries (ORS 294.388)

FY 2020-21 Board of Commissioners Adopted Stage

Position	Grade	FTE	Min	Max	Total
Department: Sheriff's Office					
Office Specialist 2	C43 A	2.00	\$32,698	\$51,438	\$95,281
Office Specialist 3	C45 A	7.00	\$35,693	\$56,056	\$337,195
Office Specialist 3 (Bilingual)	C45 A	1.00	\$35,693	\$56,056	\$55,291
Program Coordinator 1	C50 A	1.00	\$44,595	\$69,992	\$56,654
Program Coordinator 2	C24 A	2.00	\$50,669	\$79,643	\$150,402
Sergeant	A29 A	25.00	\$68,786	\$110,240	\$2,518,627
Sheriff	Y53 A	1.00	\$149,802	\$161,325	\$150,995
Sheriffs Office Property Specialist	D14 A	1.00	\$41,475	\$60,278	\$54,473
Sheriff's Office Records Specialist	D14 A	3.00	\$41,475	\$60,278	\$171,216
SO Office Specialist 2	D09 A	2.50	\$34,112	\$49,150	\$104,995
SO Office Specialist 2 (Bilingual)	D09 A	3.00	\$34,112	\$49,150	\$129,489
SO Office Specialist 3	D11 A	1.00	\$37,211	\$53,518	\$41,686
Support Services Technician	D12 A	18.00	\$38,938	\$56,077	\$888,650
Support Services Technician (Bilingual)	D12 A	5.00	\$38,938	\$56,077	\$263,333
Undersheriff	M38 A	1.00	\$96,283	\$156,998	\$145,775
Victim Assistance Program Coordinator	C50 A	1.00	\$44,595	\$69,992	\$65,770
Sheriff's Office FTE Total:		356.50			
Department: Treasurer's Office					
Treasurer	Y55 A	1.00	\$98,176	\$105,706	\$105,699
Treasury Specialist	C47 A	1.31	\$39,021	\$61,318	\$52,326
Treasurer's Office FTE Total:		2.31			
Grand Total FTE		1517.73			

MARION COUNTY FY 2020-21 BUDGET
APPENDIX M
DISTINGUISHED BUDGET PRESENTATION AWARD



GOVERNMENT FINANCE OFFICERS ASSOCIATION

*Distinguished
Budget Presentation
Award*

PRESENTED TO

**Marion County
Oregon**

For the Fiscal Year Beginning

July 1, 2019

Christopher P. Morill

Executive Director

MARION COUNTY FY 2020-21 BUDGET
APPENDIX M
DISTINGUISHED BUDGET PRESENTATION AWARD

THIS PAGE HAS BEEN INTENTIONALLY LEFT BLANK