

Public Copy



FISCAL YEAR 2024-25
BUDGET OFFICER
PROPOSED BUDGET

TABLE OF CONTENTS

Budget Message	Page
Budget Officer's Fiscal Year 2024-25 Budget Message*	i
<i>*Placeholder - Budget Officer will deliver budget message at the start of the meeting on May 22, 2024.</i>	
Overview	
Budget Overview	1
Budget Parameters	2
Budget Resources	4
Budget Process	5
Budget Participants and Information	8
Budget Calendar	9
About Marion County	
Investing in Our Community	11
Form of Government	12
County Profile	12
Economic Forecast	16
County Financial Position	17
Strategic Direction	
Mission, Vision, and Statement of Values	21
Marion County Goals	22
Organization Chart	27
Government Services	29
Summary	
Total Budget	31
Major County Resources	33
Major County Requirements	38
Funds Overview	41
Total Budget by Fund and Department	45
General Fund Summary	48
Central Services Fund Summary	53
Programs Funded in Part by State Resources	57
Departments	
Assessor's Office	59
Board of Commissioners Office	77
Business Services	99
Clerk's Office	115
Community Services	137
District Attorney's Office	185
Finance	217
Health and Human Services	237
Human Resources	283
Information Technology	299
Justice Court	319
Juvenile	333
Legal	365
Public Works	381

TABLE OF CONTENTS

Sheriff's Office	465
Treasurer's Office	529

Non-Departmental

Non-Departmental Operations	537
Summary of Funds.....	538
Summary of Programs	539
Fund Detail.....	557

Capital

Capital Overview.....	575
Summary of Funds.....	576
Summary of Programs	576
Fund Detail.....	584
Summary of Countywide Capital Budget	588

Account Detail

Overview	591
Countywide Resources Detail.....	593
Countywide Requirements Detail	601
General Fund Resources Detail.....	611
General Fund Requirements Detail	614
Central Services Fund Resources Detail	621
Central Services Fund Requirements Detail.....	623

Appendices

Appendix A – Public Notice of Budget Committee Meeting.....	A-1
Appendix B – Board Resolution Adopting the Budget and Imposing Tax*	B-1
Appendix C – Public Notice of Budget Hearing (Board Adoption)*	C-1
Appendix D – Notice of Property Tax and Certification*	D-1
Appendix E – Budget Terminology*	E-1
Appendix F – Financial Policies*	F-1
Appendix G – Fund Descriptions – Major and Non-major*	G-1
Appendix H – Major Funds Line Item Detail Locator*	H-1
Appendix I – Contingency, Reserves and Ending Fund Balance	I-1
Appendix J – Changes In Ending Fund Balance	J-1
Appendix K – Full Time Equivalent Positions	K-1
Appendix L – Positions by Title and Salary Range by Department*	L-1
Appendix M – Distinguished Budget Presentation Award*	M-1

**Placeholders only. These Appendices will be included in the final budget book.*

Decision Packages

Decision Package Summary.....	DP-1
-------------------------------	------

Capital Improvement Projects

Capital Improvement Projects.....	CIP-1
-----------------------------------	-------

MARION COUNTY FY 2024-25 BUDGET OVERVIEW

OVERVIEW

This section provides an overview of the Marion County Budget for FY 2024-25. At the beginning of the budget is the Budget Officer's Message, which discusses why county services matter, the primary budget drivers, and highlights of the proposed budget by each department's major program areas and capital outlays.

The **Budget Overview** section describes the budget constraints and requirements via the budget parameters, an outline of the statutory budget process in Oregon, a list of the budget participants and the budget calendar for FY 2024-25.

About Marion County provides a county profile and information about its people, the economy, the form of county government, and the county financial position.

The **Strategic Direction** section discusses the county's strategic plan, with priorities, goals, and key indicators, and an overview of the government services provided by the county.

The **Summary** section discusses the total county budget. Resources and requirements are summarized by category and pie charts display allocations to these categories. Key revenues and principal expenditures are discussed. There is a table showing the amount of state revenue dedicated to specific county services.

The **Departments** section discusses each department's budget by program and category and a summary of funds, as well as fund line items. Detailed key indicators are presented, as are key department accomplishments.

The **Non-Departmental** section covers programs and activities that are not a part of any department's budget. They serve a variety of purposes, and often reflect the type of fund of which they are a part. These programs and funds encompass debt service, reserves, insurance, and other non-departmental activities that provide support to departments, and special revenues that are distributed to departments or outside agencies.

The **Capital Budget** section discusses capital improvements by program. Several capital programs go across more than one capital fund. A summary table is provided for capital funds and all other capital projects.

The **Account Detail** section presents both resources and requirements line-item account detail for the General Fund, Central Services Fund, and overall county budget. This account level detail is not found anywhere else in the budget book, except as part of department, non-departmental, and capital budgets.

The **Appendices** contain information that is required by state law to be included in a county budget, as well as supplemental information for the reader's interest.

MARION COUNTY FY 2024-25 BUDGET OVERVIEW

BUDGET PARAMETERS

Budget parameters are budget officer requirements with which departments must comply when preparing their budget requests. They accompany the budget instructions and can remain the same in the long-term or change annually. A budget parameter may be changed after the budget process begins, particularly one that is subject to employee bargaining agreements.

1. The Treasurer recommends that investment income be calculated at the rate below. Departments will use this in calculating interest revenue for their budget.

Interest/Investment Income	FY 2024-25
Interest Rate	3.000%
Less Investment Fee	-0.025%
Net Investment Rate	2.975%

2. Cost-of-living allowances (COLA) are to be budgeted as follows:

Unit #	Union Name	COLA %
Unit 4	Oregon Nurses Association (ONA)*	0.00%
Unit 5	Marion County Law Enforcement Association (MCLEA)*	0.00%
Units 6 & 8	Marion County Employees Association (MCEA/SEIU)*	0.00%
Unit 7	Federation of Parole and Probation Officers (FOPPO)*	0.00%
Unit 14	Marion County Juvenile Employees Association (MCJEA)*	0.00%
Unit 17	Marion County Deputy District Attorney Association (MCDAA)	3.50%
All other Units	All other Units (Non-represented)	0.00%

*Contract is set to expire June 30, 2024.

3. Health insurance (medical and dental) is budgeted at rates per Full Time Equivalent (FTE), including FTE of 0.5 or greater. The rates are determined from known cost per plan elements and should be budgeted as follows:

Unit #	Union Name	Medical (Monthly)	Dental (Monthly)	Total Health Insurance (Monthly)	Total Health Insurance (Annually)
Unit 5	MCLEA	\$1,894	\$159	\$2,053	\$24,636
Unit 7	FOPPO	\$1,814	\$153	\$1,967	\$23,604
Unit 14	MCJEA	\$1,564	\$132	\$1,696	\$20,352
All other Units	All other Units	\$1,518	\$128	\$1,646	\$19,752

4. Public Employees Retirement System (PERS) expenses will be budgeted at the following composite rate for all participants: (Tier 1 and Tier 2), Oregon Public Service Retirement Plan (OPSRP) General Services, and OPSRP Police and Fire participants.

MARION COUNTY FY 2024-25 BUDGET OVERVIEW

PERS	FY 2024-25
PERS Regular	25.00%
PERS Debt Service	5.60%
PERS Total Composite Rate	30.60%

5. All Temporary Employees will be assessed the PERS Regular rate of 25.00% and the PERS Debt Service rate of 5.60% in addition to the payroll taxes already assessed. Departments will need to budget these costs accordingly.
6. General Fund and Central Service Fund departments must fully justify the use of temporary workers and overtime (premium pay) for each department's program and complete the appropriate forms. See Finance intranet.
7. Departments will follow the requirements below regarding new and vacant positions:
 - A. Vacant positions that have not been filled or are not currently under recruitment during the current fiscal year shall not be included in a department's requested annual budget for the ensuing fiscal year, in accordance with county administrative policy (#306) and procedures. Vacant positions that are currently being recruited will be budgeted at Step 1.
 - B. New positions that have not been previously approved will require approval through the Decision Package process.
 - C. New positions will be budgeted for 22 pay periods (there are 26 pay periods in a year) or 1,760 hours, which recognizes the time needed for recruitment and hiring.
 - D. New positions must be budgeted at Step 1.
 - E. Medical and Dental premiums for new positions will be budgeted for 9 months, which takes into account the 30-day grace period for new employees.
8. No inflationary increases in Materials and Services (M&S) will be allowed in the budget for either the General Fund or the Central Services Fund Departments. Decision Packages will be required for any amount in excess of the current year budget, except for those items listed in the Budget Manual, Appendix B. One-time Materials and Services appropriations in the current fiscal year adopted budget shall be removed from the budget request (i.e., contractual services for a specific project, start-up costs, etc.).
9. All light duty vehicles belong to the Marion County fleet. For departments assigned light duty vehicles, lease, repair and maintenance will be charged to departments in accordance with fleet management policy and procedures. Pool vehicle program charges are also established by fleet management.
10. The Budget Officer will recommend an amount to be budgeted for General Fund Contingency that meets the General Reserves policy. General Fund and Central Service Fund departments **may not** budget for Contingency.
11. For all other departments, Contingency is budgeted **no more than 10% of the total fund resources**. Amounts in excess of the 10% must be approved by the Budget Officer.
12. Decision packages will be included in the total department requested budget. They will be removed from the budget if the Budget Officer does not approve their inclusion in the budget at the Budget

MARION COUNTY FY 2024-25 BUDGET OVERVIEW

Officer proposed stage. Departments may not submit two or more decision packages that are for similar purposes as alternatives. Please refer to the Budget Manual, Appendix B, for submission criteria regarding decision packages.

13. Departments will no longer be able to use vacancy savings to offset increased M&S costs during the supplemental budget process. This will only be permitted on an "exception" basis as approved by the Budget Officer.
14. IT hardware/software costs related to specific department applications will be provided by IT for inclusion in each Department's M&S budgets. A decision package is not necessary for these costs; however, departments will need to include the reason for any M&S increase in their budget narratives.

BUDGET RESOURCES FY 2024-25

Budget Manual

The Finance Department maintains a budget manual that is the guideline for planning, preparing and executing the budget. The manual is updated annually to reflect current local budget law requirements as well as updates to county policies and procedures. The manual is available on the Finance Department intranet.

Revenue Manual

The Finance Department maintains a revenue manual that is a comprehensive list of all significant revenues received by Marion County. The manual is updated annually and contains the basic information for the various revenues, such as the authority and use of the revenue, the department responsible for monitoring and estimating the revenue, as well as the account number used to track the revenue for accounting and budget purposes. The manual is available on the Finance Department intranet.

Capital Improvement Projects (CIP) Manual

The Finance Department developed a manual to provide departments procedures for budgeting capital improvement projects. The manual is updated annually and provides departments guidance on when purchases or projects should be capitalized and outlines the budget process to request new capital projects. The manual is available on the Finance Department intranet.

CAPITAL IMPROVEMENT PROGRAM (CIP)

Capital Improvement Program & Five-Year Capital Needs Summary

Marion County maintains a Capital Improvement Program (CIP), a comprehensive planning document that serves as the basis for the development of the annual capital budget. The CIP includes the Five-Year Capital Needs Summary, which is an annually updated list of upcoming capital improvement projects. Year one of the summary is the upcoming fiscal year; years two through five are the ensuing four years.

Capital Improvement Process

The process for review and adoption of an upcoming project incorporated into the CIP budget is:

1. Each department is responsible for identifying and proposing capital projects for the upcoming fiscal year.
2. The project is reviewed by the Budget Team.
3. The Budget Officer approves or denies/defers the project.
4. If approved, the project is incorporated into the upcoming fiscal year budget.

MARION COUNTY FY 2024-25 BUDGET OVERVIEW

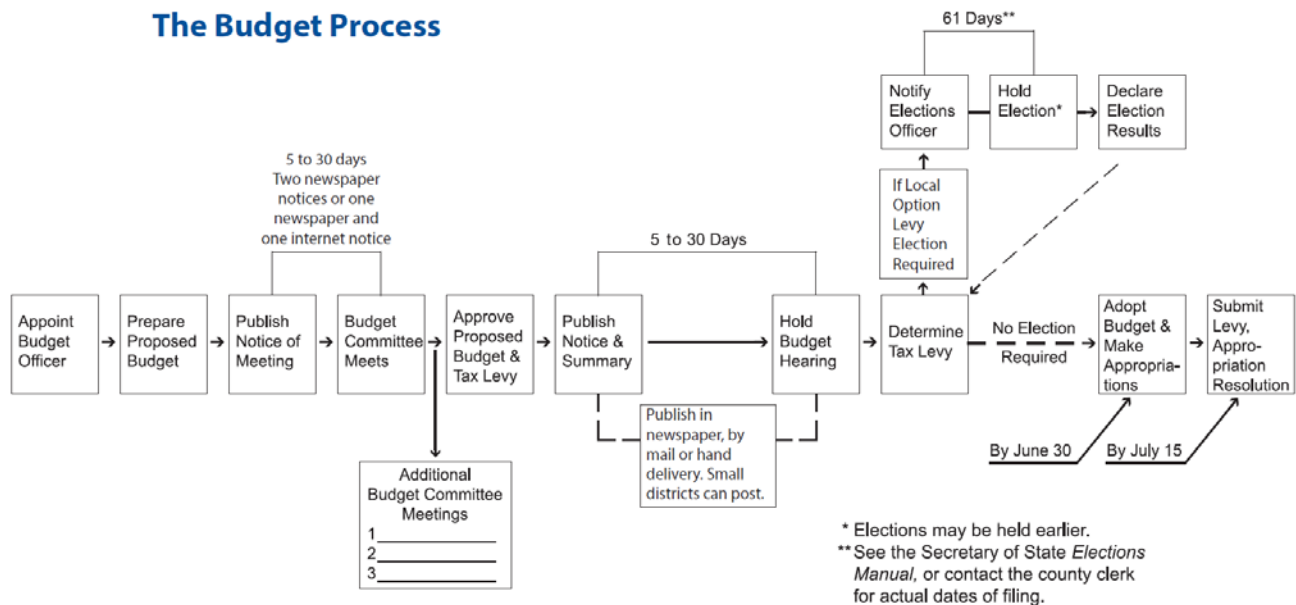
BUDGET PROCESS

The Marion County budget is a financial plan with estimates of resources (revenues) and requirements (expenditures), for a single fiscal year. The fiscal year begins on July 1 and ends on June 30.

According to Oregon’s local budget law, each county must have a budget officer appointed by the governing body. Marion County’s chief administrative officer also serves as the budget officer. The budget officer is responsible for preparing, or supervising, the preparation of a proposed budget that will be presented to the county’s budget committee. A budget committee is another legal requirement of Oregon’s local budget law. The Marion County Budget Committee is comprised of three citizens of the county, who are not county employees, and the three county commissioners. The make-up of the budget committee ensures that citizens/electors are involved in the budget process.

In Marion County, the budget development process begins in late fall and ends with adoption of the budget by the Board of Commissioners by June 30 of each year. Budgeting is a continuous cycle. After the budget is adopted, revenues and expenditures are monitored in order to ensure that expenditures do not exceed budgeted amounts, by categories specified by Oregon’s local budget law. Necessary adjustments to the budget are made during the fiscal year through the supplemental budget process. Marion County typically has one to three supplemental budget actions during the fiscal year.

Budgets for the General, Special Revenue, Debt Service, and Capital Project Funds are adopted on a modified accrual basis of accounting, the same basis used in the county’s financial statements. Budgets for the Enterprise and Internal Service Funds are also adopted on a modified accrual basis, which differs from financial reporting in that depreciation and accrued vacation pay are not budgeted. The budget is prepared in accordance with the basis of accounting used during the preceding year.



Source: Local Budgeting in Oregon, Oregon Department of Revenue

MARION COUNTY FY 2024-25 BUDGET OVERVIEW

Outline of the Budget Process According to Local Budget Law

The following overview is taken from the Oregon Department of Revenue Local Budgeting Manual. ORS is the Oregon Revised Statutes and Chapter 294 is the Local Budget Law, e.g., ORS 294.

1. **Appoint budget officer** (ORS 294.331).
2. **Appoint electors to the budget committee** (ORS 294.414). The budget committee consists of the governing body of the local government and an equal number of electors appointed by the governing body.
3. **Prepare proposed budget** (ORS 294.426). The budget officer prepares or supervises the preparation of a proposed budget to present to the budget committee.
4. **Publish notice of budget committee meeting** (ORS 294.401). After the proposed budget is prepared, the budget officer publishes a "*Notice of Budget Committee Meeting*." The notice must contain the date, place and time of the budget committee's first formal meeting, and of the meeting in which public comment will be heard. It may contain notice of several meetings, if the budget officer anticipates that more than one meeting will be needed.
 - If the sole form of notice is publication in a newspaper, it must be published at least twice, five to 30 days before the scheduled budget committee meeting date.
 - If the notice is published both in a newspaper and online, it need only be published once in the newspaper, but the publication must include the website address for the online publication, and it must be published online for at least 10 days before the meeting.
 - If the notice is hand delivered or mailed, only one notice is required, not later than 10 days before the meeting.
5. **Budget committee meets** (ORS 294.426). The budget message is delivered at the first budget committee meeting. The budget message explains the proposed budget and any significant changes in the local government's fiscal policy or financial position. After the initial meeting, the budget committee may meet as many times as needed to revise and complete the budget. At least one meeting must provide the opportunity for questions and comments from any interested person. The budget committee is allowed to meet for training and advisory reviews throughout the year, but the budget may not be deliberated before the first meeting for which notice is published. All meetings are subject to Oregon's Public Meetings Law (ORS Chapter 192).

The budget officer may make the proposed budget available to the members of the budget committee at any time before the first meeting or may distribute the budget at the first meeting. At the time the budget is given to the committee, a copy must be filed in the administrative office of the local government. The budget becomes a public record at this point and must be made available to anyone interested in viewing it.
6. **Budget committee approves budget** (ORS 294.428). The budget committee considers the budget proposed by the budget officer and comments made by the public and may make additions or deletions. When the budget committee is satisfied, it approves the budget. The budget approved by the committee specifies the amount or rate of each ad valorem tax levy. Approval of the budget and of the amount or rate of tax should be by motion and be recorded in the minutes of the meeting.
7. **Publish budget summary and notice of budget hearing** (ORS 294.448). After the budget is approved, the governing body of the local government must hold a budget hearing. The governing body must

MARION COUNTY FY 2024-25 BUDGET OVERVIEW

publish a *“Notice of Budget Hearing and Financial Summary”* five to 30 days before the scheduled hearing. This information must either appear in a newspaper of general circulation, be mailed or hand delivered.

8. **Hold budget hearing** (ORS 294.453, renumbered from 294.430). The governing body must hold the budget hearing on the date specified in the public notice. The purpose of the hearing is to listen to citizens’ testimony on the approved budget. Additional hearings may be held. All hearings must be open to the public.
9. **Adopt budget, make appropriations, impose taxes, and categorize taxes** (ORS 294.456). The governing body may make changes in the approved budget before it is adopted. Before the beginning of the fiscal year to which the budget relates, the governing body can also make changes to the adopted budget. However, if the governing body wants to make any of the following changes, they must first publish a revised *“Notice of Budget Hearing and Financial Summary”* and hold another public hearing:
 - If the governing body increases taxes over the amount approved by the budget committee.
 - If the governing body increases estimated expenditures in a fund over the amount approved by the budget committee by more than \$5,000 or 10 percent, whichever is greater.

After the budget hearing, and after considering public testimony, the governing body prepares a resolution or ordinance that formally adopts the budget, makes appropriations and, if property taxes are needed, levies and categorizes each tax. The budget is the basis for making appropriations and certifying the taxes. The resolutions or ordinances adopting the budget and making appropriations must be adopted no later than June 30.

10. **Certify taxes** (ORS 294.458, renumbered from 294.555). The next step in the budget cycle is to certify any property taxes to the county assessor. Taxes must be certified every year, even if the local government operates on a biennial budget.

The documents submitted to the assessor’s office by a taxing district subject to Local Budget Law are:

- Two copies of the notice of levy and the categorization certification (Form LB-50, ED-50 or UR-50). This form authorizes the assessor to place the district’s taxes on the property tax roll.
 - Two copies of the resolution statements that adopt the budget, make appropriations, and impose and categorize taxes; and
 - Two copies of any successful tax ballot measures for new taxes being imposed for the first time.
11. **Post-adoption.** After the preceding steps have been completed, changes to the budget are restricted by statute:
 - ORS 294.338 authorizes certain appropriations as an exception to the budget process.
 - ORS 294.463 governs the transfer of appropriations within a fund or from the general fund to another fund.
 - ORS 294.481 provides for the expenditure of funds to repair or replace property that has been damaged or destroyed. It also allows funds to be expended because of a civil disturbance or natural disaster.
 - ORS 294.468 authorizes loans from one fund to another.
 - ORS 294.471 and 294.473 specifies the conditions under which a local government may adopt a supplemental budget, and explains the process.
 - ORS 294.338 provides exceptions to the budget process for certain debt service expenditures.

MARION COUNTY FY 2024-25 BUDGET OVERVIEW

BUDGET PARTICIPANTS AND INFORMATION

Budget Committee

Oregon local budget law requires that the governing body of each local government must establish a Budget Committee. Budget Committees are composed of the governing body and an equal number of electors appointed by the governing body. Marion County, with three elected commissioners, appoints three elector members to the Budget Committee. The committee meets publicly to review the budget document as proposed by the budget officer. The committee receives the budget and the budget message and provides an opportunity for public comment on the budget. The committee makes adjustments based on input and then approves the budget.

<u>Citizen Members</u>	<u>Commissioner Members</u>
Denyc Boles	Danielle Bethell
Dave Kinney	Kevin Cameron
Patrick Vance	Colm Willis

Qualified voters who have the right to vote for the adoption of any measure may be appointed to the Budget Committee. Citizen members serve staggered terms of up to three years. They may be appointed for multiple terms. The Budget Committee meets between late May and early June of each year to consider the upcoming budget, and may meet at other times during the year to be brought up to date on current budget developments.

Budget Development Team

The county uses a team approach to developing the county annual budget. At each phase of the budget process, team members contribute expertise as required.

<u>Name</u>	<u>Title</u>
Jan Fritz	Budget Officer and Chief Administrative Officer
Jeff White	Chief Financial Officer
Daniel Adatto	Senior Budget Analyst
Zivile Sliosoraite	Budget Analyst 2

Public Hearings/Public Comment

The public is welcome to attend budget committee meetings and deliberations, and may share comments with the committee at designated public hearings. Members of the public may also discuss budget matters with the board of commissioners during regular board sessions throughout the year. For those unable to attend a board session or budget committee meeting, Capital Community Media (CCM) broadcasts all board and budget committee meetings, and the sessions can be viewed on CCM's Marion County page at [Marion County - YouTube](#).

Marion County Website

The FY 2024-25 complete budget document as well as a consolidated overview are available on the county website at <https://www.co.marion.or.us/FIN/budget>.

MARION COUNTY FY 2024-25 BUDGET OVERVIEW

BUDGET CALENDAR for FY 2024-25

FY 2024-25	Description	Time/Place
DECEMBER		
Friday, December 1, 2023	FY 2024-25 CIP E-mail notification sent to departments	5:00 PM
Friday, December 1, 2023	HR Benefits to Provide Health Insurance Enrollment Due to Finance	5:00 PM
Monday, December 4, 2023	Risk and Finance to review, Unemployment Rates, LTD, Other	5:00 PM
Monday, December 4, 2023	Meet With Budget Officer to review parameters	5:00PM
Friday, December 8, 2023	Budget Team publishes Budget Calendar for FY 2024-25 on intranet	5:00 PM
Friday, December 8, 2023	Finance to deliver budget parameters to IT BUD FY 2024-25	Noon
Monday, December 11, 2023	BOC Scheduler to send email of budget calendar dates to DH/EO	5:00 PM
Friday, December 22, 2023	FY 2024-25 Capital Requests Due from Depts to: IT, PW, Facilities and Finance	5:00 PM
JANUARY		
Wednesday, January 3, 2024	All Departments Begin Budget Preparation - BUD Open	9:00 AM
Wednesday, January 3, 2024	IT Sends Dept Software FY 2024-25 Costs to all Departments	5:00 PM
Thursday, January 4, 2024	FY 2024-25 Budget Kickoff and Training	10:00-11:00
Friday, January 12, 2024	BUD Training	10:00-12:00
Friday, January 12, 2024	Central Services Departments Preliminary Budgets Due: Board of Commissioners, Finance, Legal Counsel, Non-Dept	5:00 PM
Friday, January 19, 2024	Central Services Departments Preliminary Budgets Due: Business Services, Human Resources, Information Technology	5:00 PM
Thursday, January 25, 2024	Budget Officer Meets with Central Services Departments: Budget Team Discussion Finance Board of Commissioners Information Technology Business Services Human Resources Legal Counsel/Law Library Budget Team Discussion	Mt. Angel CR 12:00 - 1:00 1:00 - 1:15 1:15 - 1:30 1:30 - 2:15 2:15-3:00 3:00 - 3:15 3:15 - 3:30 3:30 - 5:00
Friday, January 26, 2024	Capital Requests due to Budget Team from: IT, Facilities and PW (GF Requests Only)	5:00 PM
FEBRUARY		
Friday, February 9, 2024	Budget Team Reviews CIP requests - Facilities and IT to attend Facilities Information Technology	Mt. Angel CR 9:00-10:30 10:30-12:00
Friday, February 9, 2024	Central Services Departments Notified of Final Budget Officer Decisions	5:00 PM
Friday, February 9, 2024	Utility Information Distributed to Departments	5:00 PM
MARCH		
Monday, March 4, 2024	Administrative Charges Allocations Given to Departments	Noon
Wednesday, March 13, 2024	Preliminary Budgets Due From Departments: Assessor, Clerk, Justice Court	Noon
Thursday, March 14, 2024	Preliminary Budgets Due From Departments: Community Services, District Attorney, Juvenile	Noon
Monday, March 18, 2024	Preliminary Budgets Due From Departments: Health and Human Services, Public Works, Sheriff's Office, Non-Dept, CIP	Noon
Monday, March 18, 2024	Budget Officer Meets With Department Heads and Elected Officials: Assessor / Tax Clerk and Clerk Records Budget Team Discussion Justice Court	Mt. Angel CR 10:30 - 11:00 11:15 - 11:45 11:45 - 1:00 1:00 - 1:15
Tuesday, March 19, 2024	Budget Officer Meets With Department Heads and Elected Officials: Community Services District Attorney Juvenile CIP and Other Non-Departmental Funds Public Works CIP and Other Non-Departmental Funds	Mt. Angel CR 9:00 - 9:30 9:30 - 10:30 10:30 - 11:30 11:30-1:00 1:00 - 2:00 2:00 - 3:00

MARION COUNTY FY 2024-25 BUDGET OVERVIEW

Thursday, March 21, 2024	Budget Officer Meets With Department Heads and Elected Officials: Budget Team Discussion Health and Human Services Budget Team Discussion	Mt. Angel CR 11:00 - 1:00 1:00 - 2:00 2:00 - 4:00
Monday, March 25, 2024	Budget Team Discussion Budget Officer Meets With Department Heads and Elected Officials: Sheriff	1:00 - 2:00 Mt. Angel CR 2:00 - 4:00
Friday, March 29, 2024	Central Services Departments Final Budgets Due	5:00 PM
APRIL		
Wednesday, April 10, 2024	Departments Notified of Budget Officer Decisions	4:00 PM
Wednesday, April 17, 2024	Final Revised Budgets Due From All Departments ***NO FTE CHANGES AFTER APRIL 17th***	5:00 PM
Monday, April 22, 2024	Budget Validation by GL Team	5:00 PM
Wednesday, April 24, 2024	Budget Officer Decisions Finalized for FY 2024-25 Proposed Budget	
Tuesday, April 24, 2024-Friday, May 3, 2024	Budget Team - Review Budgets, Request Corrections From Departments, Prepares Summary Schedules, Assemble Budget Binders	
MAY		
Wednesday, May 8, 2024	Public Notice of Budget Committee Meeting (Woodburn Independent and County Website)	
Monday, May 13, 2024	State of Oregon WH118 CIP Forms Due	5:00 PM
Friday, May 17, 2024	Distribute Budget to Budget Committee and Post Public Copy to County Website	
Monday, May 20, 2024	Public Written Comments Due to BOC/Finance	4:00 PM
Wednesday, May 22, 2024	FY 2024-25 Opening Budget Session - Budget Committee Elect Chair & Vice Chair, Adopt Meeting Rules, Approve Minutes	9:00 AM 9:00 - 9:10
	Budget Officer's FY 2024-25 Message	9:10 - 9:30
	Budget Structure and Overview	9:30 - 9:45
	Department Budget Presentations	
	Assessor	9:45 - 10:00
	Clerk	10:00 - 10:15
	Community Services	10:15 - 10:30
	Justice Court	10:30 - 10:40
	Break	10:40 - 11:00
	District Attorney	11:00 - 11:30
	Juvenile	11:30 - 12:00
	Lunch	12:00 - 12:30
	Sheriff's Office	12:30 - 1:00
	Public Works	1:00 - 1:30
	Health and Human Services	1:30 - 2:00
	Finance	2:00 - 2:10
	Legal Counsel / Law Library	2:10 - 2:15
	Board of Commissioners	2:15 - 2:25
	Business Services	2:25 - 2:40
	Human Resources	2:40 - 2:45
	Information Technology	2:45 - 3:00
	Break	3:00 - 3:15
	Capital Improvement Projects	3:15 - 3:30
	Non-Departmental & Other Funds	3:30 - 3:45
	Compensation Board Recommendation	3:45 - 4:00
	Deliberations	4:00 - 5:00
	Public Comment	5:00 - 5:15
	Budget Committee Deliberations and Approval	5:15 - 5:30
Thursday, May 30, 2024	Additional Budget Committee Deliberations (ONLY IF NEEDED)	9:00 - 12:00
JUNE		
Wednesday, June 12, 2024	Public Notice of Budget Hearing (Woodburn Independent and County Website)	
Wednesday, June 26, 2024	Board of Commissioners Adopt FY 2024-25 Budget	9:00 AM

MARION COUNTY FY 2024-25 BUDGET

ABOUT MARION COUNTY


MARION COUNTY – INVESTING IN OUR COMMUNITY

Marion County is committed to delivering excellence every day to positively impact the lives of its residents. Marion County is served by 15 departments with about 1,650 dedicated full-time and part-time employees who are responsible for delivering essential services such as public safety, road and bridge maintenance, public and mental health services, property assessment, building inspections, elections, and more.



Health and Human Services Building

Ensuring that services are accessible and convenient to county residents and businesses is vital. Over the past several years, the county has made significant strides in infrastructure upgrades. This provides individuals seeking services, as well as employees, professional and comfortable environments to conduct business.



The newly completed Health and Human Services Building provides space for various programs and administrative staff, while plans for a new Sheriff's Office Evidence Building are underway to address storage needs and safety concerns.

Modern, efficient facilities protect the community's investment in county services. Marion County has worked

diligently to ensure maximum value for the funds invested. Infrastructure improvements have been largely financed through low interest loans. Total debt service for renovations and new construction are well below the county's statutory debt limit.

Whether capital investments include facility renovations, new buildings, equipment or information technology upgrades, Marion County's priority remains consistent, high-quality services and making the most of available funds.

MARION COUNTY FY 2024-25 BUDGET

ABOUT MARION COUNTY

FORM OF GOVERNMENT

Marion County had a county court form of government for the first century of its existence and was presided over by the Marion County Court which consisted of a judge and two commissioners. In 1961, the Legislative Assembly enabled a county court with no judicial functions to reorganize as a three-member board of county commissioners. With court approval, the Marion County Court was abolished and replaced by the Marion County Board of Commissioners on January 1, 1963. Today, Marion County is one of the 27 general law counties in the state.

COUNTY PROFILE

Marion County, Oregon is located south of the Portland metropolitan area, and stretches from the Willamette River to the Cascade Mountains.

Quick Facts

- Capital: Salem (located primarily within Marion County)
- Land Area: 1,194 square miles
- Established: July 5, 1843
- Population: 346,703 (2022 estimate) *
- Persons Per Square Mile: 292.9 (Oregon average: 44)
- Housing units, 2022: 132,084*
- Mean travel time to work (minutes): 24.1*
- Cities: 20 incorporated
- Elevation: 154 feet at Salem and 8,294 feet at Detroit Lake
- Average Temperature: January 35.6 F; July 80.5 F
- Annual Precipitation: 40.35 inches
- Principal Industries: Arts, construction, education, entertainment, government, health care and social assistance, lumber, manufacturing, public administration, recreation, and retail trade.

* U.S. Census Bureau QuickFacts, July 1, 2023. ([U.S. Census Bureau QuickFacts: Marion County, Oregon](https://www.census.gov/quickfacts/marion-county-oregon))

MARION COUNTY FY 2024-25 BUDGET
ABOUT MARION COUNTY

Marion County Cities

Incorporated Cities	Population	Unincorporated Communities	
Aumsville	4,237	Breitenbush	Mehama
Aurora	1133	Broadacres	Monitor
Detroit	141	Brooks	Niagara
Donald	1,012	Butteville	North Howell
Gates	548	Central Howell	North Santiam
Gervais	2,596	Clear Lake	Orville
Hubbard	3,478	Concomly	Pratum
Idanha	156	Crestwood	Roberts
Jefferson	3,339	Downs	Rockie Four Corners
Keizer	39,458	Drakes Crossing	Rosedale
Mill City	2,012	Elkhorn	St. Louis
Mt. Angel	3,418	Fargo	Shaw
St. Paul	434	Hazel Green	Sidney
Salem	177,694	Hopmere	Skunkville
Scotts Mills	431	Labish Center	Sunnyside
Silverton	10,591	Little Sweden	Talbot
Stayton	8,265	Lone Pine Corner	Waconda
Sublimity	3,106	Macleay	West Stayton
Turner	2,866	Marion	
Woodburn	26,250		

There are 20 incorporated cities and 37 unincorporated communities in Marion County. Incorporated cities population data is from 2022 Oregon Blue Book. As reported by the 2020 Census, the total population of Marion County was 345,920 a 10% increase over 2010. The United States Census Bureau population estimate for July 1, 2023, is 346,741.

Points of Interest

Oregon State Capital, Champoeg State Park, The Oregon Garden, Silver Falls State Park, Detroit Dam and the North Santiam River, Breitenbush Hot Springs, Willamette River, Mt. Angel Abbey, Willamette University, Chemeketa Community College, Marion County Historical Society, Wheatland and Buena Vista Ferries, Mission Mill Museum and historic Bush House, Deepwood Museum and Gardens, and Gilbert House Children’s Museum, are just a few of the attractions Marion County has to offer.

MARION COUNTY FY 2024-25 BUDGET
ABOUT MARION COUNTY

CHARACTERISTICS OF THE PEOPLE

The following are selected census data that compare characteristics of the people of Marion County to those of the United States collectively. The characteristics selected show that there are significant variances between the County and the U.S. for some items, for others there is only a small variance. The interpretation of the data will be left to the reader.

SOCIAL CHARACTERISTICS

	Marion County	U.S.
Family Households*	64.5%	64.8%
Average Household Size	2.71	2.57
Average Family Size	3.20	3.11
<i>Educational Attainment:</i>		
High school graduate or higher	85.7%	89.1%
Bachelor's degree or higher	25.0%	34.3%
Civilian Veterans	5.4%	5.1%
Born in the United States	86.8%	86.3%
Language Spoken at Home - English Only	74.6%	78.3%

*Out of total number of households

Source: 2022 American Community Survey

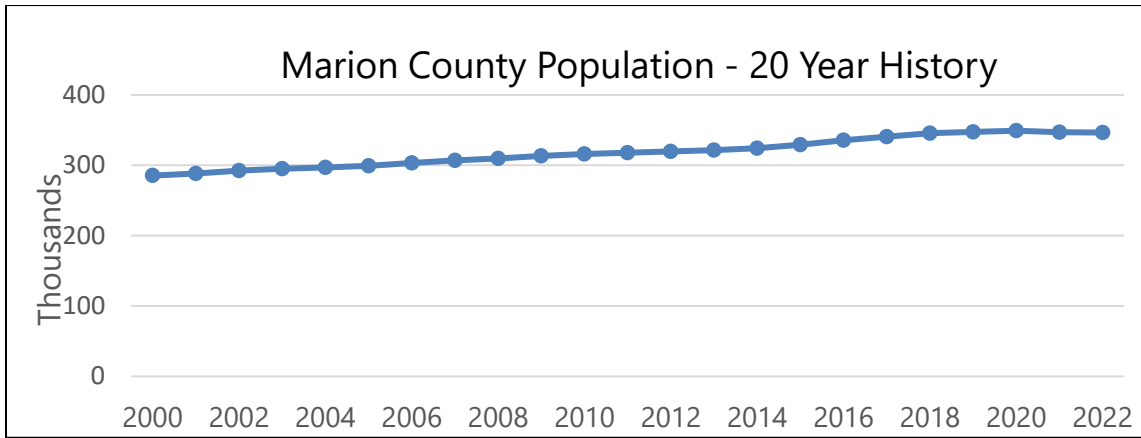
POPULATION AND HOUSING CHARACTERISTICS

	Marion County		U.S.
Total Population			
Under 18	81,029	23.4%	21.7%
18 years through 64 years	206,928	59.7%	61.0%
65 years and older	58,746	16.9%	17.3%
Male Population	175,175	50.5%	49.6%
Female Population	171,528	49.5%	50.4%
Housing Units	132,084		143,786,655
Building Permits for Housing Units	2,562		1,665,088
Homeownership Rate		62.1%	64.8%
<i>Residence one year ago:</i>			
Same house		86.1%	86.9%
Different house, same county		7.9%	7.7%

Source: 2022 American Community Survey

MARION COUNTY FY 2024-25 BUDGET ABOUT MARION COUNTY

Over the past two decades, Marion County has experienced a significant population increase, driven by factors such as economic opportunities, affordable cost of living, and its scenic landscapes. This growth trend, beginning in the early 2000s, saw the county population grow from about 285 thousand to nearly 350 thousand in 2022. Shifting demographics, such as from outmigration or from an aging population, could slow or reduce the growth pattern. The chart directly below shows the twenty-year population trend as well as the 2022 economic characteristics of the Community.



ECONOMIC CHARACTERISTICS

	Marion County		U.S.
Population 16 years and over	276,367	79.7%	80.5%
In Civilian Labor Force	169,974	61.5%	63.0%
Employed	163,057	59.0%	60.3%
Unemployed	6,917	2.5%	2.7%
Commute to Work - drove alone	159,700	72.2%	68.7%
<i>Industry (top 5):</i>			
Educational services, and health care and social assistance	40,114	23.6%	23.1%
Retail Trade	18,867	11.1%	11.1%
Manufacturing	15,638	9.2%	9.9%
Construction	14,278	8.4%	6.9%
Arts, entertainment, and recreation, and accommodation and food services	14,108	8.3%	8.7%
Class of Worker - Government	27,240	17.0%	14.3%
Persons Below Poverty Level	N/A	13.6%	11.5%
Median Household Income	\$70,926		\$75,149

Source: 2022 American Community Survey

MARION COUNTY FY 2024-25 BUDGET

ABOUT MARION COUNTY

ECONOMIC FORECAST

The Budget Officer has addressed local economic conditions in the transmittal, i.e., budget message, to the Budget Committee for the fiscal year 2024-25 budget. An additional perspective comes from the following excerpt from the Oregon Office of Economic Analysis executive summary of its most recent economic forecast for Oregon. The areas noted below with an asterisk represent an economic change that has occurred since the executive summary publication. Specifically, the Federal Reserve has raised interest rates and the market has experienced a drop.

EXECUTIVE SUMMARY

March 2024

Historically, inflationary economic booms have not ended well. The pandemic is increasingly looking like the exception. Inflation has cooled and is near the Federal Reserve's target. The labor market rebalanced last year. However, strong recent data in terms of consumer spending, job gains, and real GDP growth raise the possibility of inflation rebounding in the quarters ahead. The Fed is indicating they will cut interest rates this year, but appear to be in no real hurry given the economic strength.

Economic growth is combination of the number of workers and how productive each is. So far this cycle, Oregon's productivity gains have outpaced the nation, while local job growth is in the middle of the pack across states. The outlook for labor and capital are on differing, structural trends. Labor is both cyclically strong today, and structurally tight due to demographics. The recently released 2023 population estimates show that Oregon's population continued to stagnate during the pandemic. Our office has lowered the population outlook as a result. In the decade ahead Oregon's population is expected to rebound, but grow at just 0.6 percent per year. This lower population forecast feeds directly into a relatively smaller labor force and a bit less personal income earned in the years ahead.

The good news is that between the start-up boom, increased federal investment, and potential of generative AI, productivity is set to increase faster in the decade ahead. These gains will boost the overall economy and makeup for slower labor growth. Even so, one of the key dynamics for stronger business investment is a tight labor market. When workers are scarce, and expensive, firms are more willing, if not forced to invest in labor-saving technology and processes.

Oregon's state revenue outlook remains stable heading into the personal income tax filing season. The underlying economic outlook is relatively unchanged, and collections are tracking closely to expectations. Compared to the December 2023 forecast, General Fund revenues are raised \$76 million. However, total available resources are increased \$558 million in large part due to accountants closing the books on the previous 2021-23 biennium. Unspent allocations last biennium revert to the General Fund, boosting resources in 2023-25.

Although overall revenue collections are matching expectations, there have been some notable surprises. The most significant of which is the persistence of the six-year boom in Oregon's traditional corporate income and excise taxes. Tax collections have far outstripped growth in underlying corporate profits. The longer the surge in collections persists, the more likely it becomes that tax reforms enacted at the federal and state levels have permanently increased Oregon's corporate tax base, and that the step up in collections will remain with us going forward.

The modest reduction in expected population and job gains reflected in the underlying economic outlook filters through to a somewhat weaker long-term forecast for personal income taxes. That said, these changes do not change the general nature of the revenue forecast, with the largest reduction in expected General Fund resources amounting to less than one percent of revenue in the 2029-31 budget period.

MARION COUNTY FY 2024-25 BUDGET
ABOUT MARION COUNTY

COUNTY FINANCIAL POSITION

The County will continue to manage the fiscal year with an acceptable financial position and a low ratio of outstanding debt to the real market value of taxable property within the county. Major long-term budget concerns include reductions in federal and state funding, rising employee benefit costs, and continued capital project needs. The county prepares a five year capital improvements project document identifying infrastructure items and supporting equipment needing upkeep and replacement.

County Debt

Debt Policy

Marion County has no formal debt policy, primarily because the county is not a regular issuer of debt. The most recent bond debt issue was in 2005 and bank loan financing for major infrastructure projects in 2013, 2016, 2018, 2022, and a capital loan in 2024. In practice, the county seeks to use internal financing sources or cash when possible. A significant amount of statutory debt authority exists for Marion County.

Legal Debt Limits

State statute (ORS 287A.100) limits the amount of bonded debt a county may issue to a percentage of the Real Market Value (RMV) of the County's taxable property; the limit is 2% for general obligation bonds or \$1.2 billion, 5% limited tax pension obligations or \$2.9 billion, and 1% for limited tax obligations or \$577 million. Based on the RMV for fiscal year 2023 of \$58 billion, the County's total outstanding debt of \$54 million represents 0.09% of RMV.

Long-Term Debt

At the end of the 2022-23 fiscal year, the County had total debt outstanding of \$54,693,207, a decrease of 13% from the previous fiscal year due to the repayment of outstanding principal. This amount includes \$31,353,260 in capital financing agreements, \$23,050,000 in limited tax pension obligations (PERS) and \$289,947 in notes payable (service districts). The County currently has no outstanding general obligation bonds. Standard & Poor's has given the County an issuer credit rating of AA.

Marion County's Outstanding Debt (thousands)

	Governmental Activities		Business-type Activities		Total	
	2023	2022	2023	2022	2023	2022
Refunding bonds	\$ -	\$ 1,597	\$ -	\$ -	\$ -	\$ 1,597
Capital financing agreements	31,353	34,300	-	-	31,353	34,300
Limited tax pension obligations	23,050	26,735	-	-	23,050	26,735
Notes payable	-	-	290	313	290	313
Total	\$ 54,403	\$ 62,632	\$ 290	\$ 313	\$ 54,693	\$ 62,945

Debt Payments

PERS obligations bonds, and loans on notes are payable through the Debt Service Fund located in the Non-Departmental section of this book.

MARION COUNTY FY 2024-25 BUDGET
ABOUT MARION COUNTY

County Employment by Industry

EMPLOYMENT BY INDUSTRY
Current Fiscal Year and Nine Years Ago

	2023			2014		
	Units	Employment	% of Employment	Units	Employment	% of Employment
Government Employers:						
Federal government	48	1,327	0.80%	59	1,243	0.89%
State government	170	21,158	12.74%	202	19,589	14.02%
Local government	329	13,922	8.38%	340	13,640	9.76%
	547	36,407	21.92%	601	34,472	24.67%
Private Employers:						
Natural resources and mining	542	10,517	6.33%	468	9,889	7.08%
Construction	1,612	11,609	6.99%	974	6,853	4.90%
Manufacturing	417	9,920	5.97%	371	10,059	7.20%
Trade, transportation and utilities	1,782	27,466	16.54%	1,650	22,740	16.27%
Information services	195	1,426	0.86%	102	944	0.68%
Financial activities	956	6,209	3.74%	876	5,742	4.11%
Professional and business services	1,810	14,657	8.82%	1,270	11,546	8.26%
Education and health services	2,357	26,604	16.02%	1,016	20,176	14.44%
Leisure and hospitality	933	13,198	7.95%	794	12,122	8.67%
Unclassified	541	256	0.15%	11	30	0.02%
Other services	988	7,820	4.71%	1,446	5,185	3.71%
	12,133	129,682	78.08%	8,978	105,286	75.33%
Total County Employment	12,680	166,089	100.00%	9,579	139,758	100.00%

Source: Oregon Employment Department

Notes:

- (1) Information is presented for the prior calendar year.
- (2) Includes full-time and part-time employees.

MARION COUNTY FY 2024-25 BUDGET
ABOUT MARION COUNTY

County Principal Property Taxpayers

PRINCIPAL PROPERTY TAXPAYERS
Current Fiscal Year and Nine Years Ago

Taxpayer	Rank	2023		2014		
		Taxable Assessed Value	Percentage of Total Taxable Assessed Value	Taxable Assessed Value	Percentage of Total Taxable Assessed Value	
Portland General Electric Co	1	\$ 454,168,570	1.50%	1	\$ 256,592,280	1.24%
Northwest Natural Gas Co	2	217,749,000	0.72%	2	130,546,000	0.63%
Winco foods LLC	3	111,363,870	0.37%	3	84,312,689	0.41%
Lumen Technologies Inc	4	101,979,910	0.34%			
Woodburn Premium Outlets Llc	5	74,492,820	0.25%	5	56,980,260	0.27%
Comcast Corporation	6	80,140,000	0.27%			
State Accident Insurance Fund	7	59,027,730	0.20%			
Lancaster Development Company Llc	8	55,047,400	0.18%	4	63,861,330	0.31%
Wal-Mart Real Estate Business Tr	9	55,002,280	0.18%	8	47,127,070	0.23%
Snyders-Lance Inc	10	50,489,600	0.17%			
Qwest Corporation/CenturyLink				6	57,396,660	0.28%
Norpac Foods Inc				9	56,693,593	0.27%
JLR LLC				7	26,260,851	0.13%
Metropolitan Life Insurance Co				10	42,822,470	0.21%
Total for principal taxpayers		<u>\$ 1,259,461,180</u>	<u>4.17%</u>		<u>\$ 822,593,203</u>	<u>3.97%</u>
Total taxable assessed value		<u>\$ 30,223,197,362</u>			<u>\$20,744,634,065</u>	

Sources:

Marion County Assessor, Marion County Tax Collector.

Notes:

(1) Information in this schedule satisfies the county's annual disclosure requirements under SEC Rule 15c2-12.

MARION COUNTY FY 2024-25 BUDGET
ABOUT MARION COUNTY

THIS PAGE HAS BEEN INTENTIONALLY LEFT BLANK

MARION COUNTY FY 2024-25 BUDGET STRATEGIC DIRECTION

MARION COUNTY STRATEGIC PLAN

MISSION STATEMENT

We serve the public to protect, promote, and enhance a positive quality of life in Marion County.

VISION STATEMENT

Marion County is a healthy, safe, and vibrant place to live and work.

MARION COUNTY MOTTO

Delivering Excellence Everyday.

Statement of Values

Our commitment to citizens and fellow employees is to top-quality service by community-focused professionals who demonstrate the following values:

- *Customer Service* – We treat our customers and one another with courtesy, respect, dignity, fairness, and understanding. We work to make Marion County accessible and responsive to a wide range of individual and community needs and interests. We promote flexible, creative, solutions-oriented approaches to resolving customer problems and meeting customer needs.
- *Professionalism* – We hire, train, and develop our employees to be knowledgeable and expert in their respective roles. We strive for the highest levels of accuracy and quality in carrying out our responsibilities to the public.
- *Integrity* – We are honest, forthright, and ethical in our dealings with others and on behalf of the public trust. We follow-through on our commitments and we hold one another and ourselves personally accountable for doing what we promise.
- *Stewardship* – We seek to make the most efficient and effective use of public resources, and we work to continuously improve our services through collaboration, innovation, and competence. We strive to create and maintain a fair, transparent and open process of government that actively seeks citizen participation and recognizes the diverse and competing interests of all of the county's constituencies.

MARION COUNTY FY 2024-25 BUDGET
STRATEGIC DIRECTION

MARION COUNTY GOALS

Each of Marion County's goals and objectives is listed below; all county departments include key indicators in their budget document and identify a primary goal which links back to each key indicator. These goals, objectives, and key indicators help departments align and continue to work towards effectively managing public resources and strive for a focused way to address needs and emerging issues.

The detail information for each key indicator is found in each department's budget.

COUNTY GOAL 1: PUBLIC SAFETY	
<i>Pursue a safe and secure community by protecting people, property, and economy of Marion County.</i>	
<i>2024-2025 Board of Commissioners Priorities</i>	
<input checked="" type="checkbox"/> Work with state and county leaders to ensure the necessary systems are in place once HB 4002 goes into effect. <input type="checkbox"/> Work with public safety leaders, legal counsel, and courts to address challenges arising from the Mosman Order. <input type="checkbox"/> Collaborate with the sheriff's office and HR to recruit and train staff for the Marion County Jail. <input type="checkbox"/> Work with legislators to simplify the civil commitment process in preparation for the 2025 session.	
DEPARTMENT GOALS	KEY INDICATORS
Community Services: Support Reintegration into Communities	
Promote resilient communities that prosper and work in partnership to maintain and improve the quality of life.	Support of reintegration into communities
District Attorney's Office: Criminal Prosecutions	
Aggressively prosecute and prioritize violent and person-to-person crimes through both adult prosecution and juvenile delinquency court.	Adult prosecution Criminal cases submitted and reviewed
District Attorney's Office: Victim Assistance Program Services	
Advocate for victims of crime and provide assistance and information that empowers victims to make informed decisions not only in their personal lives but also with regard to their participation in the criminal justice system and the exercise of their rights.	Direct Services to victims of crime
District Attorney's Office: Child Support Enforcement Funds	
Facilitate the payment of equitable child support awards and provision of health care coverage for the benefit of children.	Child support enforcement funds collected
Justice Court: Citations and Fines	
Provide speedy, impartial resolution for actions resulting from alleged traffic violations and other violation cases.	Volume of citations processed; Amount of fines collected
Juvenile: Juvenile Crime	
Gather, analyze, and provide data to inform and drive policy and practice in order to achieve safe communities and positive youth outcomes.	Juvenile referral data

MARION COUNTY FY 2024-25 BUDGET
STRATEGIC DIRECTION

Sheriff's Office: Collaboration	
Continue to work collaboratively with our community and public safety partners with an emphasis on the prevention of crime, problem solving, and being responsive to the community's needs for public safety.	Intelligence-led public safety services; Code Enforcement Response Traffic safety team education and enforcement
Sheriff's Office: Safety	
Keep our community safe through maintaining a safe and secure jail and transition center, patrolling and conducting criminal investigations, providing civil process, supervising offenders through Parole and Probation, providing search and rescue response, and keeping our courts safe and accessible to the public through judicial security.	Mental illness and incarceration; Community Resource Unit Outreach; Recidivism
County Plans Linked to Goals	
<ul style="list-style-type: none"> · Marion County Public Safety Coordinating Council Strategic Plan · Implementation of IMPACTS grant – House Bill 4002 · Justice Reinvestment · Sheriff's Office Core Functions & Objectives · Marion County Parole and Probation Annual State Plan · Marion County Juvenile Department Strategic Plan · Marion County Reentry Initiative Strategic Plan · Mid-Willamette Homeless Alliance Continuum of Care Plan 	
COUNTY GOAL 2: TRANSPORTATION, INFRASTRUCTURE, AND EMERGENCY MANAGEMENT	
<p><i>Provide leadership that addresses the continual growth and increasing diversity of Marion County's population and focuses resources on best meeting the needs of residents and supporting business.</i></p> <p><i>2024-2025 Board of Commissioners Priorities</i></p> <p><input type="checkbox"/> Collaborate with partners to find solutions for Marion County's solid waste management needs. Developing a Long-Term Strategic Direction for Solid Waste Management.</p> <p><input type="checkbox"/> Support the Marion Resource Recovery Facility (MRRF) and Secure Land for a County Transfer Station.</p>	
DEPARTMENT GOALS	KEY INDICATORS
Public Works: Measure Overall Road System Infrastructure Condition	
Improve overall condition of road surfaces.	Pavement condition index (PCI); Miles of road resurfaced by treatment type; Cost per mile for surface treatments on county roads
Public Works: Recycling	
Maintain a high level of recycling in the county for a cleaner environment.	Recycling rate as a percent of solid waste
Public Works: Storm Water Outreach	
Provide consistent and timely service to all customers, internal and external.	Stormwater community outreach, streets swept and catch basins cleaned
Public Works: Transfer Station Trends	
Complete state-mandated tasks.	Transfer station trends
Public Works: Develop and Maintain Emergency Operations Plans	
Prepare a master plan for Emergency Management that sets short and long term operational goals.	Volunteer hours served

MARION COUNTY FY 2024-25 BUDGET
STRATEGIC DIRECTION

County Plans Linked to Goals	
<ul style="list-style-type: none"> · Marion County Comprehensive Plan (Land Use) · 2020 Wildfire Recovery Plan · Marion County Parks Master Plan · Marion County Solid Waste Management Plan · Stormwater Management Plan · Marion County Emergency Operations Plan · Natural Hazards Mitigation Plan · Marion County Departments' Pandemic Influenza Plans · Marion County HHS Annex to ESF 8: Pandemic Influenza · Marion County HHS Annex to ESF 8: SNS/Mass Medication Dispensing Plan 	
COUNTY GOAL 3: HEALTH & COMMUNITY SERVICES	
<p><i>Promote the overall health of people in Marion County by improving the delivery of quality health services and supporting community-based prevention efforts.</i></p> <p><i>2024-2025 Board of Commissioners Priorities</i></p> <ul style="list-style-type: none"> <input type="checkbox"/> Create a Money Map for Behavioral Health Funds. Identify funding streams and gaps to ensure the behavioral health needs of the community are met. <input type="checkbox"/> Address Homelessness in Marion County. Working towards sustainable solutions to homelessness and life skills development. <input type="checkbox"/> Collaborate with community partners to address emerging health issues, such as neonatal addiction resulting from drug use during pregnancy. <input type="checkbox"/> Identify programs and opportunities to promote homeownership. <input type="checkbox"/> Promote down payment assistance and home rehab programs. 	
DEPARTMENT GOALS	KEY INDICATORS
Community Services: Return Dogs to the Community/Increase Licensing	
Protect the people and dogs of Marion County by providing professional and courteous enforcement and sheltering services.	Return of dogs to the community and increased licensing
Health Department: Behavioral Health	
Drive systematic change to support healthy communities by increasing partner engagement.	Mobile crisis services
Health Department: Public Health	
Deliver an exceptional customer experience	Prevention of communicable disease; Prevention of foodborne and waterborne illness
County Plans Linked to Goals	
<ul style="list-style-type: none"> · Health & Human Services Strategic Plan · Community Health Improvement Plan (CHIP) · Community Health Assessment (CHA) · Ambulance Service Plan · Marion County Housing Authority 5-Year Plan 	

MARION COUNTY FY 2024-25 BUDGET
STRATEGIC DIRECTION

COUNTY GOAL 4: ECONOMIC AND COMMUNITY DEVELOPMENT	
<i>Demonstrate a supportive attitude toward employers, businesses, and property owners that promotes economic development and high standards of livability in Marion County.</i>	
<i>2024-2025 Board of Commissioners Priorities</i>	
<input type="checkbox"/> Identify funding sources for the Gates/Mill City sewer project. <input type="checkbox"/> Ensure Completion of Detroit and Kane’s Marinas Excavation Project. <input type="checkbox"/> Implement Plan to Open All Parks in the Santiam Canyon. Identifying both short- and longterm projects. <input type="checkbox"/> Manage the Wildfire grant program. Continuing to fund home rebuilds for wildfire victims and investing in infrastructure in the canyon.	
DEPARTMENT GOALS	KEY INDICATORS
Community Services: County Fair	
Provide effective and efficient administrative support that ensures the success of the Marion County Fair.	Fair attendance
Community Services: Economic Development	
Serve as a convener and manager of Marion County’s economic development strategic plan and ensure stakeholders are engaged and working toward economic growth, increased employment, and improved standards of living.	Economic development projects
Public Works: Permits	
Continue to streamline review process for citizens with other agencies/departments on building permits, roadway improvements, survey plats, septic issues, and survey reviews.	Number of permits issued by type
County Plans Linked to Goals	
<ul style="list-style-type: none"> · Economic Development Strategic Plan · Marion County Integrated Water Resource Plan · Community Development Block Grant (CDBG) · HOME & HOME American Rescue Plan Act 	
COUNTY GOAL 5: OPERATIONAL EFFICIENCY AND QUALITY SERVICE	
<i>Provide efficient, effective, and responsive government through stewardship and accountability.</i>	
<i>2024-2025 Board of Commissioners Priorities</i>	
<input type="checkbox"/> Executive Team Leadership Development.	
DEPARTMENT GOALS	KEY INDICATORS
Assessor’s Office: Technology	
Continually improve process efficiencies, conserve resources, and enhance service by making use of current technologies.	Added value to assessment rolls
Board of Commissioners’ Office: Enterprise Approach	
Lead and manage the county business functions more efficiently and effectively to enhance accountability and stewardship of county resources.	Organizational and management assessments of county departments
Business Services: Facilities Support	
Provide an enterprise approach that manages the county owned and leased facilities while focusing on customer service, fiscal responsibility, and industry best practice.	Ratio of repair hours to preventative maintenance hours
Clerk’s Office: Increase Efficiency	
Evaluate business processes to make better use of management skills, technology and resources.	Election costs

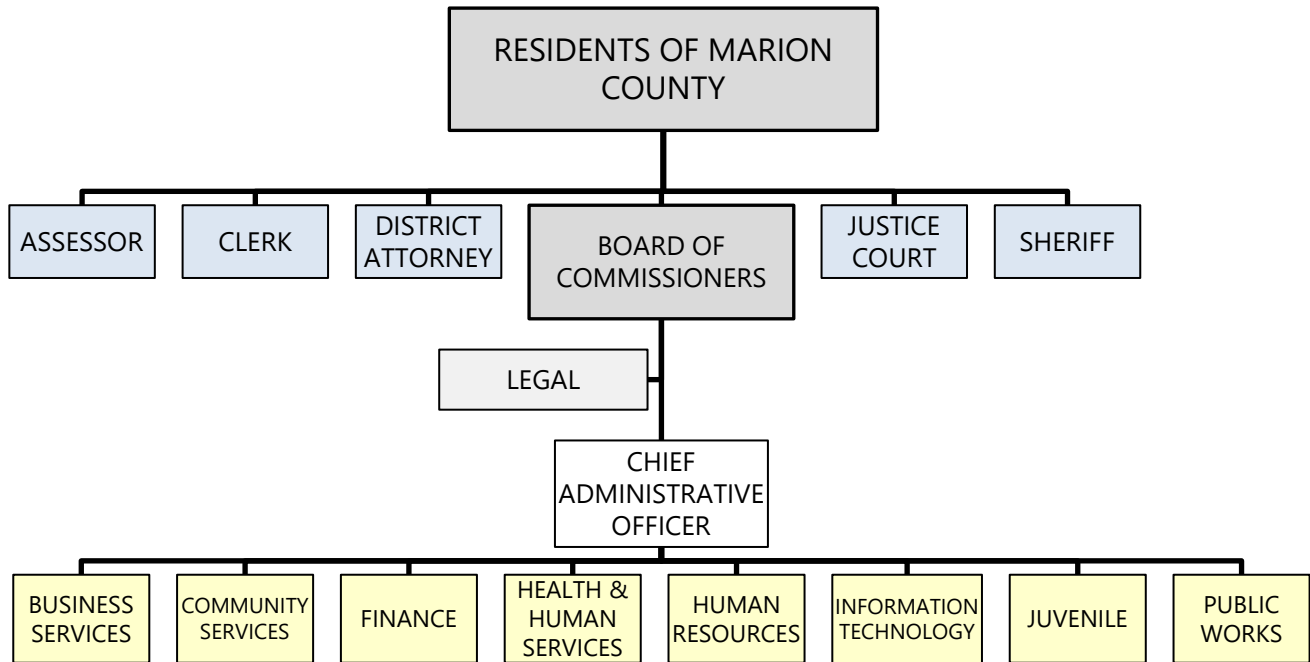
MARION COUNTY FY 2024-25 BUDGET
STRATEGIC DIRECTION

Finance: Fiscal Integrity	
Develop and implement standardized finance training for departments.	Contracts processed in compliance with county policy and procedure.
Finance: Asset Management	
Safeguard public funds.	Investment portfolio returns
Human Resources: Employee Retention and Longevity	
Improve organizational engagement by providing employees with benefit, wellness, training and development and engagement resources.	Employee retention rate
Information Technology: Enterprise Approach	
Drive the roadmap of system modernization and simplification initiatives.	Application management and support
Legal Counsel: Hearings Officer Cases	
Provide support to county Hearings Officers to conduct administrative hearings in a professional manner and issue well-reasoned decisions.	Hearings officer cases
Legal Counsel: Protecting the County	
Zealously represent the county in contested matters in court or before administrative tribunals, and recommend settlements as appropriate.	Tort claim notices
County Plans Linked to Goals	
<ul style="list-style-type: none"> · Annual Adopted Budget · Capital Improvement Projects Plan · Facilities Master Plan Final Report · Facilities Condition Assessment Report · Comprehensive Annual Financial Report (CAFR) · Treasurer’s Investment Portfolio Report 	

MARION COUNTY FY 2024-25 BUDGET
STRATEGIC DIRECTION

ORGANIZATION CHART

The Marion County government organization is headed by an elected Board of Commissioners and has 15 departments. In addition to the Board of Commissioners, five other departments are headed by elected officials: Assessor, Clerk, District Attorney, Justice Court, and Sheriff. The remaining nine departments are headed by appointed officials who report to the Chief Administrative Officer: Business Services, Community Services, Finance, Health and Human Services, Human Resources, Information Technology, Juvenile, Public Works and Legal Counsel. The Finance Department includes the Treasurer, an elected position.



Employees

There are more than 1,600 full-time regular and part-time regular employees working for Marion County which includes the department heads and elected officials. In addition, there are as many as 300 part-time temporary employees also employed in a peak month; the count varies as some employment is seasonal.

Additional information about employees is found in the appendices where there is a complete FTE position history.

Marion County 10 Year History of Full-Time Equivalent Positions

FY 15-16	FY 16-17	FY 17-18	FY 18-19	FY 19-20	FY 20-21	FY 21-22	FY 22-23	FY 23-24	FY 24-25
1413	1443	1477	1516	1517	1558	1602	1659	1672	1658

MARION COUNTY FY 2024-25 BUDGET
STRATEGIC DIRECTION

The vacancy trend in Marion County fluctuated over the last decade, with rates starting relatively low at 6.6% in FY 2014-15 but then experiencing fluctuations, peaking at 15.4% in FY 2022-23 before dropping slightly to 12.4% in FY 2023-24. Vacancy rates for government entities like Marion County are influenced by a range of factors including the economy, local demographics, and the organizational needs of the county.

Marion County 10 Year History of Vacancy Rates

FY 14-15	FY 15-16	FY 16-17	FY 17-18	FY 18-19	FY 19-20	FY 20-21	FY 21-22	FY 22-23	FY 23-24
6.6%	8.8%	8.8%	10.3%	9.1%	10.6%	8.9%	13.8%	15.4%	12.4%

Department Heads and Elected Officials

DEPARTMENT	DIRECTOR	TYPE
Assessor	Tom Rohlring	Elected
Board of Commissioners	Danielle Bethell	Elected
Board of Commissioners	Kevin Cameron	Elected
Board of Commissioners	Colm Willis	Elected
Board of Commissioners	Jan Fritz	Appointed
Business Services	Tamra Goettsch	Appointed
Community Services	Chris Eppley	Appointed
County Clerk	Bill Burgess	Elected
District Attorney	Paige Clarkson	Elected
Finance	Jeff White	Appointed
Finance, Treasurer Position	Sam Brentano	Elected
Health and Human Services	Ryan Matthews	Appointed
Human Resources	Salvador Llerenas	Appointed
Information Technology	Gary Christofferson	Appointed
Justice Court	Justin E. Kidd	Elected
Juvenile	Troy Gregg	Appointed
Legal Counsel	Jane Vetto	Appointed
Public Works	Brian Nicholas	Appointed
Sheriff	Nick Hunter	Appointed

MARION COUNTY FY 2024-25 BUDGET

STRATEGIC DIRECTION

GOVERNMENT SERVICES

Programs and services delivered or managed by Marion County touch the lives of virtually all residents of the county, fulfilling many roles. Marion County is a general law county, acting as an agent of the state. The county performs functions on behalf of the state, as well as providing county services.

Assessor – The Assessor’s Office assesses the value of all commercial, industrial and residential property subject to tax; collects all property taxes levied by local school districts, cities, special districts and the county; and distributes these revenues to the taxing districts to support their operations.

Board of Commissioners – The Board of Commissioners Office consists of three county commissioners, elected at large, who constitute the county governing body. The board appoints a chief administrative officer who is responsible for carrying out directives, policies, and ordinances of the board.

Business Services – The Business Services Department provides services that support departments in the following functions: facilities management which includes overseeing and maintaining county buildings, risk management to protect and mitigate loss of county assets as well as overseeing employee occupational safety, and overall administrative support.

Community Services – The Community Services Department promotes safe and thriving communities for people to live, learn, work and play. The department has twelve program areas: Administration, Community Services Grants, Marion County Reentry Initiative, Dog Services, County Fair, Economic Development Administration, Lottery Distribution, Business and Workforce Development, Infrastructure and Economic Development, Santiam Wildfire Recovery, Community Development Grants and Opal Creek Promise.

County Clerk – The Clerk’s Office is responsible for recording, maintaining, and archiving all county records. This office also conducts all elections within Marion County, whether for federal, state or local government.

District Attorney – The District Attorney’s Office prosecutes people accused of committing crimes in the county. This office also collects child support payments ordered by the courts and provides assistance to crime victims.

Finance – The Finance Department provides financial services that support departments in delivering their services to customers and clients and is the cash custodian for the county. The Finance Department also includes the Treasurer (the investment manager for the county), who is responsible for investing funds in accordance with Oregon law and the county’s investment policy, and ensuring adequate cash is available to meet county obligations.

Health and Human Services – The Health and Human Services Department inspects and licenses all restaurants, school cafeterias and other food vendors. It provides immunizations for children and tracks and works to control infectious diseases. It records birth and death certificates. It provides case management for those with developmental disabilities; maintains programs for those with chronic and acute mental illness; and provides treatment for those with substance and gambling addictions.

Human Resources – The Human Resources Department was formed is responsible for providing recruitment, classification and compensation, employee and labor relations, workforce data management, workforce planning and development, benefits and wellness to county employees, and oversight of volunteer services.

MARION COUNTY FY 2024-25 BUDGET STRATEGIC DIRECTION

Information Technology – The Information Technology Department provides supporting services to county departments by operating and maintaining the county's information technology and telecommunications systems.

Justice Court – The Justice Court hears minor traffic offenses, some misdemeanors and small civil claims (\$10,000 or less). In addition, the Justice Court can hear cases related to violations of county ordinances, such as charges of excessive noise or dogs running at large.

Juvenile – The Juvenile Department operates a juvenile detention center, restitution and education programs, and probation services for juvenile offenders. The department keeps juveniles who are under court order in schools, educational and vocational programs, and under supervision.

Legal Counsel – The attorneys in the Legal Counsel Department are the civil lawyers and counselors for Marion County. The county law library serves attorneys, judges, litigants and the public. The law library is authorized and mandated by the state and operates solely on revenue derived from filing fees in the Circuit Court.

Public Works – The Public Works Department is responsible for road and bridge maintenance, construction, management of the regional emergency operations center, county parks, the Buena Vista and Wheatland ferries, management of the county fleet, radio and communications, stormwater management, disposal of solid waste, while protecting the environment and promoting recycling. Land use planning, surveying, and building inspection are also managed by Public Works.

Sheriff – The Sheriff's Office is responsible for patrol duties, traffic enforcement, criminal investigations, search and rescue, marine patrol and law enforcement contracts throughout the entire county. In addition, the Sheriff's Office manages the county jail. The Sheriff's Office also supervises parole and probation offenders in Marion County.

MARION COUNTY FY 2024-25 BUDGET
SUMMARY

TOTAL BUDGET

The fiscal year 2024-25 budget totals \$732,810,729. This is a \$12,921,501 or a **1.8% increase** from the total fiscal year 2023-24 budget. Oregon local budget law requires a balanced budget to be adopted by the governing body. Therefore, total resources and total requirements must be equal.

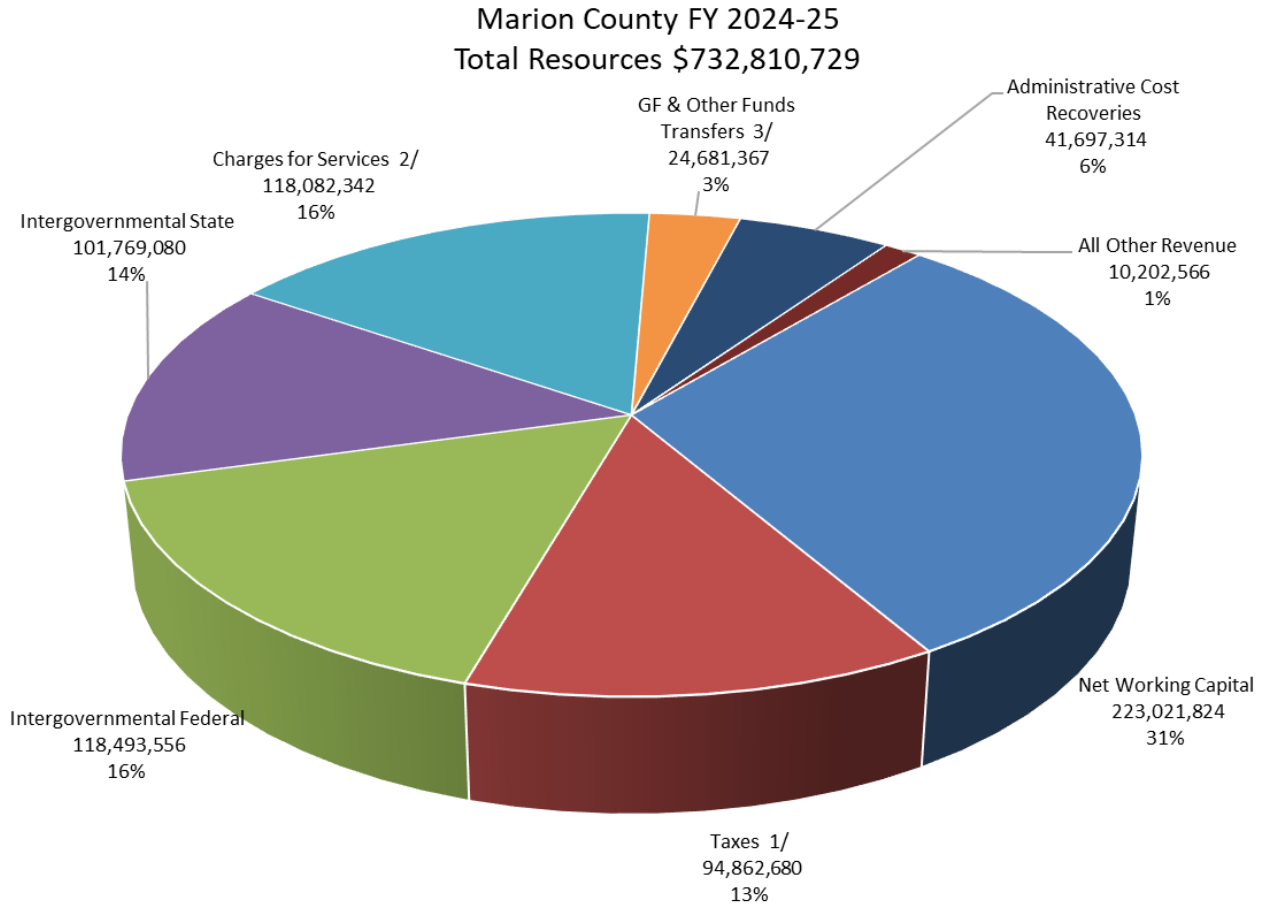
The budget includes \$140,087,465 General Fund and \$592,723,264 for all other funds. Some county departments are funded partially or entirely through the General Fund, whose primary revenue is property taxes. The majority of non-General Fund revenues are federal, state, and other agencies' contracts and grants that, by law, must be spent for specific purposes. In this Summary section and throughout the remainder of this book, all current fiscal year 2023-24 budget amounts include changes through supplemental budgets.

Countywide Income Summary						
FY 2024-25						
FY 21-22 ACTUAL	FY 22-23 ACTUAL	CATEGORY	FY 23-24 BUDGET	FY 24-25 PROPOSED	INCREASE/ (DECREASE)	+/- % Prior Budget
RESOURCES						
83,392,584	88,239,213	Taxes	92,620,609	94,862,680	2,242,071	2.4%
4,201,734	4,806,548	Licenses and Permits	4,256,370	4,159,472	(96,898)	-2.3%
34,757,675	40,979,591	Intergovernmental Federal	107,785,644	118,493,556	10,707,912	9.9%
95,548,487	118,239,032	Intergovernmental State	102,421,122	101,769,080	(652,042)	-0.6%
385,755	1,000	Intergovernmental Local	-	-	-	n.a.
99,426,277	103,041,501	Charges for Services	106,593,071	110,859,943	4,266,872	4.0%
30,499,866	34,359,161	Admin Cost Recovery	38,301,738	41,697,314	3,395,576	8.9%
3,097,102	3,270,465	Fines and Forfeitures	3,167,223	3,062,927	(104,296)	-3.3%
1,996,751	5,334,910	Interest	3,860,304	7,607,375	3,747,071	97.1%
1,565,675	1,164,119	Other Revenues	328,360	1,847,967	1,519,607	462.8%
16,420,867	17,679,923	General Fund Transfers	14,794,829	12,717,555	(2,077,274)	-14.0%
8,669,072	15,140,071	Other Fund Transfers	10,548,345	11,963,812	1,415,467	13.4%
34,943	1,679,721	Settlements	947,739	747,224	(200,515)	-21.2%
21,232,974	-	Financing Proceeds	7,500,000	-	(7,500,000)	-100.0%
170,334,513	206,460,167	Net Working Capital	226,763,874	223,021,824	(3,742,050)	-1.7%
571,564,276	640,395,423	Total Resources	719,889,228	732,810,729	12,921,501	1.8%
REQUIREMENTS						
168,710,912	177,016,781	Personnel Services	214,729,836	220,740,125	6,010,289	2.8%
99,775,516	112,532,306	Materials and Services	150,469,921	146,626,915	(3,843,006)	-2.6%
28,076,859	30,998,090	Administrative Charges	36,701,235	39,590,597	2,889,362	7.9%
26,375,514	48,752,154	Capital Outlay	104,196,005	125,930,203	21,734,198	20.9%
8,229,417	8,101,289	Debt Service Principal	7,831,179	8,701,107	869,928	11.1%
2,773,425	2,725,277	Debt Service Interest	2,653,714	2,393,965	(259,749)	-9.8%
6,072,527	685,640	Special Payments	1,728,714	1,073,961	(654,753)	-37.9%
25,089,939	32,819,994	Transfers Out	25,343,174	24,681,367	(661,807)	-2.6%
-	-	Contingency	38,860,466	37,603,791	(1,256,675)	-3.2%
-	-	Reserve for Future Expenditure	52,657,404	49,033,538	(3,623,866)	-6.9%
-	-	Ending Fund Balance	84,717,580	76,435,160	(8,282,420)	-9.8%
350,631,925	413,631,531	Total Requirements	719,889,228	732,810,729	12,921,501	1.8%

MARION COUNTY FY 2024-25 BUDGET SUMMARY

TOTAL COUNTY RESOURCES

The county's revenue and other available resources are shown in major categories. In addition to revenues expected to be collected during the fiscal year, local budget law requires other available resources to be disclosed in the budget, including beginning net working capital, internal transactions, and transfers. These together are referred to as resources. Beginning net working capital is the prior fiscal year ending fund balance. Marion County's internal transactions are transactions between funds resulting from one department providing a service to another. The sum of revenues, net working capital, internal transactions, and transfers are the total resources. The total resources budget is \$732,810,729.



- 1/ Total taxes include property tax collections (current year collections, delinquent taxes anticipated to be collected in the current year, and interest and penalties on delinquent tax), and cable television franchise taxes.
- 2/ Includes licenses, permits, fees, tolls, certain reimbursements, and other charges for services.
- 3/ Includes General Fund transfers to other funds as well as other transfers between funds.

MARION COUNTY FY 2024-25 BUDGET SUMMARY

MAJOR COUNTY RESOURCES

County resources may be categorized according to like characteristics as shown on the total county resources pie chart on the previous page. Net Working Capital is a resource although it is not classified as revenue. The General Fund is the largest fund within the county. Resources specific to the General Fund are discussed in another section of this book.

A discussion of each major county resource follows. Comparative budgets for resources are stated for fiscal years 2023-24 and 2024-25. The reasons for year-to-year budget changes in departmental and non-departmental program budgets are discussed in other parts of this book and not necessarily discussed in this section, other than some high-level comparisons. Amounts discussed in this section are rounded.

Total County Resources Including the General Fund

RESOURCES	FY 23-24 BUDGET	FY 24-25 BUDGET (excluding GF)	FY 24-25 GENERAL FUND BUDGET	FY 24-25 BUDGET TOTAL	INCREASE / (DECREASE) PRIOR BUDGET	+/- % PRIOR BUDGET
Net Working Capital	226,763,874	196,398,321	26,623,503	223,021,824	(3,742,050)	-1.7%
Taxes ^{1/}	92,620,609	525,000	94,337,680	94,862,680	2,242,071	2.4%
Intergovernmental Federal	107,785,644	116,997,616	1,495,940	118,493,556	10,707,912	9.9%
Intergovernmental State	102,421,122	97,434,041	4,335,039	101,769,080	(652,042)	-0.6%
Intergovernmental Local	-	-	-	-	-	n.a.
Charges for Services ^{2/}	110,849,441	110,808,835	4,210,580	115,019,415	4,169,974	3.8%
Transfers From Other Funds	25,343,174	19,965,659	4,715,708	24,681,367	(661,807)	-2.6%
Admin Cost Recovery	38,301,738	41,697,314	-	41,697,314	3,395,576	8.9%
Settlements	947,739	747,224	-	747,224	(200,515)	-21.2%
Financing Proceeds	7,500,000	-	-	-	(7,500,000)	0.0%
All Other Revenues ^{3/}	7,355,887	8,149,254	4,369,015	12,518,269	5,162,382	70.2%
TOTAL RESOURCES	719,889,228	592,723,264	140,087,465	732,810,729	12,921,501	1.8%

1/ Taxes outside the General Fund are solid waste collection and cable regulatory fees.

2/ Includes licenses, permits, fees, reimbursements, and other charges for services.

3/ Includes fines, interest, and miscellaneous revenue.

Net Working Capital

The terms “net working capital” and “beginning fund balance” are interchangeable in budgeting and Marion County uses the term net working capital. A program’s beginning fund balance is equal to the ending fund balance of the prior year. A fund balance is the accumulation of revenues over expenditures throughout the life of the fund, essentially the unexpended portion of revenues for any given fund.

Total Net Working Capital **decrease \$3.7 million** compared to the prior fiscal year budget for all funds is mostly due to reduced carryover of funding in the Health and Human Services Fund. A couple of funds do not budget Net Working Capital, such as internal service funds. The Central Services Fund, by rule, has no ending fund balance as it charges administrative charges to other funds in an amount equal to its total expenditures. Other funds simply do not anticipate any year-end savings to carry forward. One fund is required by law to transfer out all revenue received to school districts.

Taxes

Property Taxes

99% of tax revenue in the County is from **property taxes** and these are recorded in the General Fund. The property taxes, interest, and penalties total budget for FY 2024-25 is \$93.8 million.

MARION COUNTY FY 2024-25 BUDGET SUMMARY

Franchise Fees on Solid Waste Collectors and Cable TV

Franchise fees are classified as a tax by local government financial rule. Franchise fees are paid by solid waste collectors and allocated to solid waste management activities. They are managed by the Environmental Services program of the Public Works Department. Franchise Fees for Cable TV are collected and remitted to the cable regulatory commission to provide access opportunities for the general public, educational and governmental entities. The Finance Department oversees the receipt and remittance of those fees.

Intergovernmental Federal

Intergovernmental federal revenue is estimated based on current information provided by state agencies for pass-through federal funds and provided by federal grantor agencies for direct grants. In some cases, departments use their knowledge of federal statutory funding requirements or what discretionary funding is available, and at what level.

Oregon Department of Justice Child Support Subsidies

These are federal child support revenues passed through the Oregon Department of Justice, Division of Child Support, to maintain child support enforcement activities, which is a 66% federal match on qualified expenses for support enforcement activities pursuant to federal statute under Title IV of the Social Security Act.

Health and Human Services Grants and Contracts

These are federal funds passed through the Oregon Health Authority for public health for \$4.9 million and mental health for \$1.4 million for FY 2024-25 services, which is less than the prior year funding. However, additional funding is typically received during the course of the fiscal year.

Federal Aid Highway Program

The Public Works Fund is budgeted to receive \$12.9 million from the Federal Highway Administration passed through the Oregon Department of Transportation for roads and bridges repairs. Amounts vary substantially from year-to-year as major projects are funded intermittently with a wide range of project costs. This is almost \$3.3 million less than FY 2023-24.

American Rescue Plan Act (ARPA)/Other Federal Revenues

For FY 2024-25, \$15 million is budgeted in the ARPA Fund for continuing city and not-for-profit projects for investments in water and sewer infrastructure, park enhancements, emergency room upgrades, homeless resource centers, cybersecurity, and overall program administrative costs. ARPA funds are also budgeted in county department budgets, as they oversee and administer their infrastructure projects. In addition, the county was awarded \$1 million in Local Assistance and Tribal Consistency Funds from the U.S. Treasury to help augment and stabilize local government revenues. Those revenues are split between the ARPA Fund and the Parks Fund.

U.S. Department of Housing and Urban Development

Marion County will receive nearly \$7.5 million in funding to be used to assist low to moderate income households obtain housing and related support services and also to address the needs of those in the community that are houseless. Much of this is carryforward funding, with a year-over year decrease of about \$500,000 from the prior fiscal year.

Intergovernmental State

State revenue is estimated based on current information provided by state grants and contracts, reinforced by quarterly state economic forecasts, trend analysis, and state statutory requirements. There are numerous state grants and contracts in multiple funds for FY 2024-25. Major revenues are discussed below.

MARION COUNTY FY 2024-25 BUDGET SUMMARY

Gas Tax (Motor Vehicle Fuel Tax)

The gas tax is a state fuel tax calculated on a per gallon basis. Oregon's constitution is the legal authority for imposing and collecting the gas tax and dedicates the tax revenue to transportation infrastructure. The Oregon Department of Transportation (ODOT) is responsible for distribution of the tax revenues. Revenues must be used exclusively for the construction, reconstruction, improvement, repair, maintenance, operation and use of public highways, roads, streets, roadside rest areas, and some of the cost of administration. The Public Works Department is the recipient of all gas tax. FY 2024-25 gas tax revenue is budgeted at \$29.3 million, a slight increase over the prior year as a result of increased tax rates and miles driven.

Mental Health Contracts

Mental health, alcohol and drug, and developmental disabilities contract and revenues are received from the Oregon Health Authority, Oregon Department of Human Services, and other agencies. The FY 2024-25 budget of \$36.8 million is a \$1.2 million increase compared to the prior year due primarily to additional funding in HB 4002 (Addiction Support and Community Safety) and specific earmarked funding for Aid & Assist and Jail Diversion funding.

Community Corrections Grant-in-Aid

This revenue is distributed from the Oregon Department of Corrections to the Sheriff's Office as payment for the county's assumption of responsibility for felons on parole, on probation, on post-prison supervision, sentenced to 12 months or less incarceration, and other purposes. The Sheriff's Office allocates the funding for parole and probation programs and care of county jail inmates. FY 2024-25 revenues are budgeted \$29K lower this year at \$13.6 million, due to estimates from the FY 2023-25 State of Oregon biennial budget.

Video Lottery

The Oregon State Lottery Commission transfers an amount equal to 2.5% of net receipts from video lottery games, similar to casino slot machines, from the State Lottery Fund to counties, with ninety percent distributed to each county in proportion to the gross receipts from the games in each county. Funds are required to be expended on economic development activities. The Community Services Department administers the economic development programs. Video Lottery revenue is budgeted at \$2.5 million for FY 2024-25, a \$250K increase over the prior year.

Intergovernmental Local

Prior to January 2020, Intergovernmental Local funding reflected the Medicaid funding received from Mid-Valley Behavioral Care Network (BCN) for behavioral health services. Those funds are now being administered through PacificSource Community Solutions as the Coordinated Care Organization (CCO) for Marion County and are reflected in Charges for Services revenue account category.

Licenses and Permits

Licenses and permits revenue is estimated based on trend analysis covering five years, including review of each of the types of fees collected. State quarterly economic forecasts are also reviewed with attention to the housing and construction industry.

Structural (Building) Permits

Building inspection revenues are generated from fees for structural, mechanical, plumbing, electrical inspections, and permits. These are revenues managed by the Department of Public Works. The \$3.7 million FY 2024-25 budget is unchanged from FY 2023-24.

Charges for Services

There is a great diversity of services provided by Marion County and Charges for Services revenues reflect that diversity. Charges for services include fees for health, public safety, environmental health, surveyor,

MARION COUNTY FY 2024-25 BUDGET SUMMARY

building inspection, land use planning, solid waste disposal, and dog services, as well as county fair sales, insurance assessments, various reimbursements, street assessments, ferry tolls, property leases, fleet rentals, recording fees, work crew fees, parking permits and many more.

Waste-to-Energy Tipping Fees

The Public Works Department Environmental Services Program earns solid waste disposal tipping fees collected at the Waste-to-Energy Facility located in Brooks. The plant is privately owned by Covanta, and operated under a contract with Marion County, with the county receiving a share of the gross receipts. The \$10.4 million budgeted for FY 2024-25 is a \$2.4 million decrease over the prior year, due to the amount of waste that Covanta is able to collect.

Salem-Keizer Recycling and Transfer Station (SKRTS), North Marion and Brown's Island Tipping Fees

Customers who are not commercial garbage haulers bring garbage to SKRTS in southeast Salem, North Marion Recycling and Transfer Station in Woodburn, or Brown's Island Demolition Landfill in south Salem and pay tipping fees. The garbage from SKRTS and North Marion is subsequently transported to the Waste-to-Energy Facility and incinerated. Compostable material goes to a commercial composting facility. Recyclable items are hauled to recycling markets. The fees are part of Environmental Services Fund general operating revenues. FY 2024-25 budgeted revenues of \$10.4 million is a \$1.3 million increase from the prior year.

Medicaid Fees

The Health and Human Services Department bills the state for federal Social Security Act Title XIX ("19") Medicaid fees for services. Behavioral health services for Medicaid are billed under an Office of Mental Health and Addiction Services contract. Other billings occur under Department of Human Services, Office of Medical Assistance Program for services provided to clients covered by the Oregon Health Plan. Health and Human Services Department charges are based on unit cost; however, the actual reimbursement is set per the payer's reimbursement schedule. The Juvenile Department also bills federal Medicaid through the state. The fees are for provision of a standardized program of rehabilitation services to qualified youth. The Guaranteed Attendance Program (GAP) also provides these services. The \$1.5 million FY 2024-25 budget is about the same as the prior fiscal year.

Public Works Fleet Rentals

The Public Works Department collects for rental of motor pool cars and for fleet vehicle leases to departments. The FY 2024-25 revenues of \$2.4 million is a \$240K increase over the prior year.

Insurance

Charges for Services includes insurance charges budgeted in the Self-Insurance Fund. County departments are charged for a share of several types of county insurance costs. Significant amounts for FY 2024-25 are: medical and dental health insurance \$32.1 million; liability insurance \$2.5 million; workers' compensation insurance \$1.1 million; and group life, long-term disability, and unemployment insurance total \$0.9 million. The cost of insurance has increased over the prior year.

Transfers from Other Funds

In Marion County's governmental budgeting system, resources are sometimes moved from one fund to another by means of transfer accounts. The fund receiving the transfer shows it as a fund resource. The result is that revenue is counted twice; once when revenue is initially recorded in fund "A," and a second time after transferring out of fund "A" into fund "B". One of the most common situations is a transfer from the General Fund to other funds, including capital funds, debt service funds, and operating funds that are primarily funded by non-General Fund resources but require either temporary or long-term additional funding in order to pay the full cost of providing the service. Other funds are budgeted to receive a total of \$12 million from the General Fund in FY 2024-25. Another \$11.9 million is budgeted for transfers between

MARION COUNTY FY 2024-25 BUDGET SUMMARY

other funds, such as transfers from the Criminal Justice Assessment Fund to the Sheriff's Grant Fund and the Juvenile Grant Fund, and a variety of other transfers.

Administrative Cost Recovery

Internal services departments provide services to all other departments and funds are recorded under Administrative Cost Recovery accounts. Services provided are county administration, information technology, financial management, payroll, human resources, risk management, facilities management, and legal counsel. Administrative Cost Recovery also accounts for the debt service assessment for the Public Employee Retirement System.

Administrative cost recoveries are unique revenue. The maximum that can be earned is a fixed amount based on a cost allocation plan. For example, the Information Technology Department knows how much it will be allowed to charge other departments and programs for its services based on its budget approved by the Budget Officer. In this case, revenue is matched to expenditures. If a central service department expends less than budgeted, other department's administrative charges will be less so that the actual revenue received equals the actual expenditures at fiscal year-end. The Administrative Cost Recovery revenue for FY 2024-25 is \$41.6 million, an increase of \$3.44 million over the prior year, largely a result of increased wages and benefits.

Settlements

Settlement revenue comes from settling financial claims against outside parties either through legal proceeding or outside of court, and tends to be one-time.

Financing Proceeds

Financing proceeds are used to account for any bank loans, typically for construction or capital projects. There was \$7.5 million in anticipated financing proceeds for FY 2023-24 for a capital loan for refurbishing the Courthouse Parking Structure and other capital projects. There are no Financing Proceeds budgeted in FY 2024-25.

All Other Revenues

The revenue categories remaining are fines and forfeitures (\$3.1 million – similar to FY 2023-24), interest and investment earnings (\$7.6 million – double the budget for FY 2023-24 due to an increasing rate environment), and miscellaneous revenue that includes inter-fund loan principal payments, donations and private foundation grants, reimbursements, and a further variety of other small revenues.

MARION COUNTY FY 2024-25 BUDGET
SUMMARY

MAJOR COUNTY REQUIREMENTS

Major categories of requirements are shown on the schedule below for the purpose of presenting data discussed in the section immediately following.

FY 2024-25 Requirements by Major Categories						
	Total Direct Expenditures	Administrative Charges *	Transfers Out	Contingency	Reserves and Ending Fund Balance	Total Requirements
General Fund	98,583,531	14,867,783	12,717,555	2,826,031	11,092,565	140,087,465
All Other Funds	406,882,745	24,722,814	11,963,812	34,777,760	114,376,133	592,723,264
Total	505,466,276	39,590,597	24,681,367	37,603,791	125,468,698	732,810,729

* Internal service charges

The amount planned for expenditure during a fiscal year is always less than the total budget. Oregon local budget law requires reporting of expenditures, internal transactions between funds, transfers, contingencies, and unappropriated ending fund balance in the total budget. These together are referred to as requirements.

The total budget includes internal transactions and transfers that are counted twice. Internal transactions are transactions between funds resulting from one department providing a service to another. On the expenditure side they are referred to as internal service (“administrative”) charges. Transfers are a special type of internal transaction that involves transferring resources out of one fund into another fund. For example, funds are transferred out of the General Fund into the Capital Improvement Projects Fund. In the General Fund, the transfer out is an expenditure, and in the Capital Improvement Projects Fund the incoming transfer is a resource which is in turn allocated to expenditures.

The total requirements budget is \$732,810,729 . This is the sum of the direct expenditures, administrative charges, transfers out, contingency, reserves, and ending fund balance.

The expenditures budget is \$569,738,240. This is the total of direct expenditures, administrative charges (internal service), and transfers out. Expenditures equal true appropriation authority, e.g., authority to expend. Contingency, reserves, and ending fund balance totaling \$163,072,489 are excluded from the expenditures total.

Total direct expenditures are \$505,466,276. This is the direct expenditure (resulting in cash outlays) for Personnel Services, Materials and Services, Capital Outlay, Debt Service Principal, Debt Service Interest, and Special Payments.

MARION COUNTY FY 2024-25 BUDGET SUMMARY

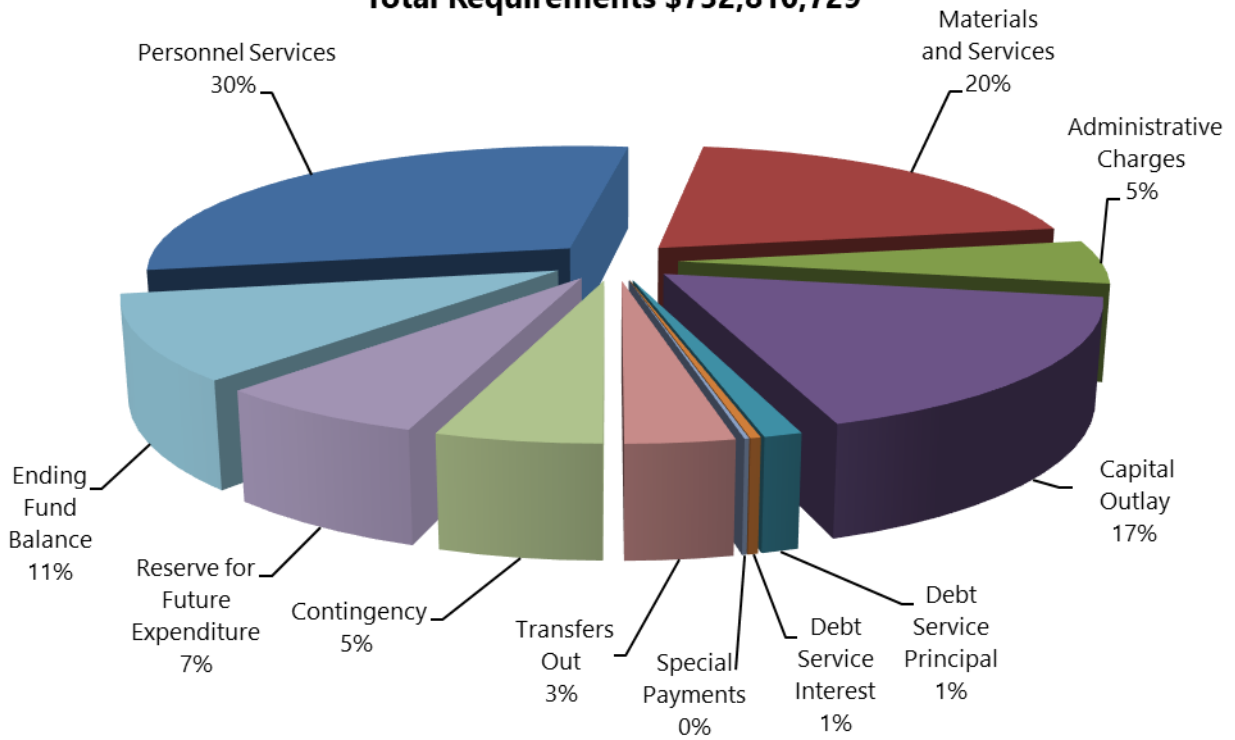
Requirements Categories

County Requirements Summary

FY 2024-25

FY 21-22 ACTUAL	FY 22-23 ACTUAL	REQUIREMENTS	FY 23-24 BUDGET	FY 24-25 PROPOSED	INCREASE/ (DECREASE)	+/- % Prior Budget
168,710,912	177,016,781	Personnel Services	214,729,836	220,740,125	6,010,289	2.8%
99,775,516	112,532,306	Materials and Services	150,469,921	146,626,915	(3,843,006)	-2.6%
28,076,859	30,998,090	Administrative Charges	36,701,235	39,590,597	2,889,362	7.9%
26,375,514	48,752,154	Capital Outlay	104,196,005	125,930,203	21,734,198	20.9%
8,229,417	8,101,289	Debt Service Principal	7,831,179	8,701,107	869,928	11.1%
2,773,425	2,725,277	Debt Service Interest	2,653,714	2,393,965	(259,749)	-9.8%
6,072,527	685,640	Special Payments	1,728,714	1,073,961	(654,753)	-37.9%
25,089,939	32,819,994	Transfers Out	25,343,174	24,681,367	(661,807)	-2.6%
-	-	Contingency	38,860,466	37,603,791	(1,256,675)	-3.2%
-	-	Reserve for Future Expenditure	52,657,404	49,033,538	(3,623,866)	-6.9%
-	-	Ending Fund Balance	84,717,580	76,435,160	(8,282,420)	-9.8%
365,104,108	413,631,531	Total Requirements	719,889,228	732,810,729	12,921,501	1.8%

Marion County FY 2024-25 Total Requirements \$732,810,729



MARION COUNTY FY 2024-25 BUDGET SUMMARY

Direct Operating Expenditures

The primary direct operating expenditure accounts are Personnel Services and Materials and Services.

Personnel Services

The county's personnel rules allow for an annual 5 percent step increase for satisfactory service (merit). A policy requiring vacant positions be budgeted at no higher than a step 1 has had the effect, in some funds and programs, of lowering the Personnel Services budget. This is particularly true for positions that became vacant at the time the incumbent is being paid at step 7, or longevity, and departments are not allowed to budget at the same level for replacements. All positions requested to be filled at a step higher than a step 1 require Budget Officer approval. Periodic changes in pay grades for specific positions to bring pay within comparative local government rates ("market") also has an impact on the funds and programs involved.

The increase in total fringe benefits in recent years is attributable to health insurance and Public Employee Retirement System (PERS) rate increases.

The main factors that affect the total Personnel Services increase of \$6,010,289 million for FY 2024-25 over the prior year are:

- (1) An offsetting net decrease of 16.2 Full-Time Equivalent (FTE), which included the elimination of 20.2 vacant FTE and the addition of 4.0 new FTE that were approved by the Budget Officer through the Decision Package process;
- (2) Normal step and merit increases, as well as several market reviews that were conducted in the prior year;
- (3) A \$2.9 million increase in fringe benefits was mostly attributed to PERS & PERS debt service; and
- (4) Medical and dental insurance premiums.

Countywide Personnel Services Summary					
FY 21-22 ACTUAL	FY 22-23 ACTUAL	PERSONNEL SERVICES	FY 23-24 BUDGET	FY 24-25 PROPOSED	+/- % Prior Budget
105,746,160	110,409,987	Salaries and Wages	131,738,252	134,772,815	2.3%
62,964,752	66,606,794	Fringe Benefits	82,991,584	85,967,310	3.6%
168,710,912	177,016,781	Total Personnel Services	214,729,836	220,740,125	2.8%
1602	1659	FTE	1675	1659	-1.0%

Materials and Services

General Fund and Central Services Fund departments are not allowed to budget for across-the-board increases in Materials and Services. They are generally required to absorb inflationary increases by reducing whatever line items are considered lower priority than the inflation-driven line items, or simply do with less. There are exceptions, primarily in situations where departments are required to take on new types of expenditures, or for the non-departmental portion of either fund which are sometimes allocated funds for one-time projects that require contracted services. Other departments and programs have been allowed to reflect inflationary increases to the extent that available resources allow. Expenditures by subcategories are shown below.

MARION COUNTY FY 2024-25 BUDGET
SUMMARY

Countywide Materials and Services Summary					
FY 21-22 ACTUAL	FY 22-23 ACTUAL	CATEGORY	FY 23-24 BUDGET	FY 24-25 PROPOSED	+/- % Prior Budget
3,467,877	3,743,863	Supplies	3,992,331	4,177,232	4.6%
3,722,319	4,993,591	Materials	7,317,367	6,623,374	-9.5%
1,612,257	1,684,860	Communications	1,658,140	1,947,178	17.4%
2,158,064	2,270,765	Utilities	2,386,202	2,674,551	12.1%
48,530,624	55,095,601	Contracted Services	83,573,090	78,377,578	-6.2%
5,033,522	5,680,658	Repairs and Maintenance	5,741,730	5,296,891	-7.7%
3,332,011	5,502,077	Rentals	6,043,289	6,299,563	4.2%
29,789,448	30,777,105	Insurance	36,035,711	37,211,236	3.3%
2,129,394	2,783,787	Miscellaneous	3,722,061	4,019,312	8.0%
99,775,516	112,532,306	Total Materials and Services	150,469,921	146,626,915	-2.6%

FUNDS OVERVIEW

Oregon local budget law requires the use of funds for budgeting. Funds are self-balancing accounts used to record financial resources, related liabilities and balance changes, all segregated for specific, regulated activities and objectives.¹

General Fund

A general fund is used to account for all activities for which specific types of funds are not required. The General Fund is the largest fund within the county. The General Fund supports public safety and judicial activities, assessment and taxation, county clerk, and treasury within the fund, and transfers supplemental funding to other funds and departments.

Special Revenue Funds

Special revenue funds account for revenue that by federal law, Oregon statutes, or other requirements must be dedicated to specific expenditure purposes. The majority of Marion County's funds are special revenue funds. Major funds are the Community Corrections Fund, Health and Human Services Fund, and Public Works Fund.

Reserve Funds

A reserve fund is a type of special revenue fund to hold moneys to be accumulated and expended for future purposes. The county has two reserve funds – the Rainy Day Fund and the Capital Building and Equipment Fund.

Debt Service Fund

A debt service fund accounts for the payment of principal and interest on all long-term debt.

Enterprise Funds

An enterprise fund accounts for services that are rendered to the general public in a manner similar to a business. The county uses two enterprise funds. They are the Environmental Services Fund and the Stormwater Management Fund in the Public Works Department.

¹ p. 19, Local Budgeting Manual, Oregon Department of Revenue (Programs\Property Tax\Local Budget Law)

MARION COUNTY FY 2024-25 BUDGET SUMMARY

Internal Service Fund

An internal service fund is similar to an enterprise fund except services are not rendered to the public. Rather, services are rendered to other departments and activities. The county uses one internal service fund, the Central Services Fund, to account for central services such as financial management, human resources, facilities operations and maintenance, risk management, information technology, and legal counsel.

Capital Funds

Capital funds account for the acquisition and improvement of capital facilities and acquisition of capital equipment. The county currently has three capital funds budgeted.

BUDGET BY FUND REQUIRED BY LAW

The Budget Committee approves, and the Board of Commissioners adopts the budget on a fund basis in accordance with Oregon local budget law. For FY 2024-25, the county currently uses 38 funds. See the following table for the budgets for each fund.

MARION COUNTY FY 2024-25 BUDGET SUMMARY

FY 2024-25 Budget by Fund

FY 21-22 Expenditures	FY 22-23 Expenditures	Fund Category and Name	FY 23-24 Budget	FY 24-25 Proposed	Change from Prior year	% Change
Operations						
100,562,164	106,434,335	General Fund	135,351,530	140,087,465	4,735,935	3.5%
3,709,192	3,798,543	Building Inspection	11,037,196	11,457,989	420,793	3.8%
26,699,943	29,411,922	Central Services	35,566,070	37,524,060	1,957,990	5.5%
1,917,640	1,979,827	Child Support	2,285,039	2,470,924	185,885	8.1%
16,151,384	17,517,526	Community Corrections	20,519,796	22,795,729	2,275,933	11.1%
3,784,324	1,227,585	Community Development	8,763,255	8,506,824	(256,431)	-2.9%
14,943	2,172,294	Community Services Grants	19,874,740	17,551,221	(2,323,519)	-11.7%
138,189	155,572	County Clerk Records	241,879	214,580	(27,299)	-11.3%
265,796	365,800	County Fair	1,222,092	1,188,231	(33,861)	-2.8%
1,183,116	1,143,711	District Attorney Grants	1,810,272	1,621,126	(189,146)	-10.4%
1,556,945	1,549,183	Dog Services	1,851,182	1,972,136	120,954	6.5%
1,785,528	1,914,901	Enhanced Public Safety ESSD	2,787,463	2,373,425	(414,038)	-14.9%
22,368,898	22,453,679	Environmental Services	55,082,489	54,540,879	(541,610)	-1.0%
1,074,043	2,596,518	Fleet Management	5,765,888	6,359,125	593,237	10.3%
68,436,001	81,035,366	Health and Human Services	109,537,653	107,380,790	(2,156,863)	-2.0%
400,115	356,612	Inmate Welfare	960,379	961,729	1,350	0.1%
2,401,036	2,680,773	Juvenile Grants	4,373,384	4,662,968	289,584	6.6%
976,141	993,185	Land Use Planning	1,128,196	1,156,633	28,437	2.5%
285,879	286,234	Law Library	1,153,159	1,231,532	78,373	6.8%
1,889,525	2,029,205	Lottery and Economic Dev	6,175,261	6,873,398	698,137	11.3%
895,389	1,574,968	Parks	4,471,607	4,089,431	(382,176)	-8.5%
40,152,935	47,926,558	Public Works	106,290,183	99,173,746	(7,116,437)	-6.7%
-	2,305,108	Public Works Grants	15,918,881	44,756,772	28,837,891	181.2%
3,973,532	3,627,790	Sheriff Grants	4,782,349	4,413,266	(369,083)	-7.7%
1,045,808	1,188,022	Stormwater Management	2,320,983	2,138,121	(182,862)	-7.9%
854,348	755,639	Surveyor	4,307,474	4,335,415	27,941	0.6%
2,307,917	2,222,521	Traffic Safety Team	2,307,130	2,429,167	122,037	5.3%
304,830,729	339,703,374	Total Operations	565,885,530	592,266,682	26,381,152	4.7%
Capital						
-	-	Capital Building and Equipment	146,339	154,600	8,261	5.6%
5,179,435	5,057,034	Capital Improvement Projects	18,662,996	18,151,518	(511,478)	-2.7%
3,218,141	14,849,190	Facility Renovation	24,831,268	21,128,558	(3,702,710)	-14.9%
8,397,576	19,906,225	Total Capital	43,640,603	39,434,676	(4,205,927)	-9.6%
Non-Departmental						
1,782,396	5,497,833	American Rescue Plan	26,622,287	16,135,760	(10,486,527)	-39.4%
2,249,447	685,640	County Schools	979,708	757,902	(221,806)	-22.6%
980,662	937,370	Criminal Justice Assessment	1,550,098	1,481,457	(68,641)	-4.4%
9,088,741	10,841,923	Debt Service	14,432,625	15,091,188	658,563	4.6%
7,117,490	5,008,697	Non-Departmental Grants	14,513,778	14,372,052	(141,726)	-1.0%
-	-	Rainy Day	2,428,275	2,504,960	76,685	3.2%
30,017,403	30,890,876	Self Insurance	48,621,060	49,938,559	1,317,499	2.7%
639,665	131,278	Tax Title Land Sales	1,215,264	827,493	(387,771)	-31.9%
51,875,804	53,993,618	Total Non-Departmental	110,363,095	101,109,371	(9,253,724)	-8.4%
365,104,108	413,603,217	Total Budget	719,889,228	732,810,729	12,921,501	1.8%

MARION COUNTY FY 2024-25 BUDGET
SUMMARY

THIS PAGE HAS BEEN INTENTIONALLY LEFT BLANK

MARION COUNTY FY 2024-25 BUDGET SUMMARY

Fund	Assessor's Office	Board of Commissioners Office	Business Services	Clerk's Office	Community Services	District Attorney's Office	Finance	Health and Human Services	Human Resources	Information Technology	Justice Court	Juvenile	Legal	Public Works	Sheriff's Office	Capital	Non Departmental Operations	Fund Total
OPERATIONS																		
General Fund	8,775,201			4,037,351	1,155,491	13,645,445					1,263,124	16,505,052			57,909,930		36,795,871	140,087,463
Building Inspection														11,457,989				11,457,989
Central Services		3,969,138	7,706,002				5,002,668		3,813,551	11,830,673			2,218,272				2,983,756	37,524,060
Child Support						2,470,924												2,470,924
Community Corrections															22,795,729			22,795,729
Community Development					8,506,824													8,506,824
Community Services Grants					17,551,221													17,551,221
County Clerk Records				214,580														214,580
County Fair					1,188,231													1,188,231
District Attorney Grants						1,621,125												1,621,125
Dog Services					1,972,138													1,972,138
Enhanced Public Safety ESSD															2,373,425			2,373,425
Environmental Services														54,540,879				54,540,879
Fleet Management														6,359,125				6,359,125
Health and Human Services								107,380,790										107,380,790
Inmate Welfare															961,729			961,729
Juvenile Grants												4,662,968						4,662,968
Land Use Planning														1,156,633				1,156,633
Law Library													1,231,532					1,231,532
Lottery and Economic Dev					6,873,398													6,873,398
Parks														4,089,431				4,089,431
Public Works														99,173,746				99,173,746
Public Works Grants														44,756,772				44,756,772
Sheriff Grants															4,413,266			4,413,266
Stormwater Management														2,138,121				2,138,121
Surveyor														4,335,415				4,335,415
Traffic Safety Team															2,429,167			2,429,167
CAPITAL																		
Capital Building and Equipment																154,600		154,600
Capital Improvement Projects																18,151,518		18,151,518
Facility Renovation																21,128,558		21,128,558
NON-DEPARTMENTAL																		
American Rescue Plan																	16,135,769	16,135,769
County Schools																	757,902	757,902
Criminal Justice Assessment																	1,481,457	1,481,457
Debt Service																	15,091,189	15,091,189
Non Departmental Grants																	14,372,052	14,372,052
Rainy Day																	2,504,960	2,504,960
Self Insurance																	49,938,559	49,938,559
Tax Title Land Sales																	827,493	827,493
GRAND TOTAL	8,775,201	3,969,138	7,706,002	4,251,931	37,247,301	17,737,495	5,002,668	107,380,790	3,813,551	11,830,673	1,263,124	21,168,020	3,449,804	228,008,111	90,883,246	39,434,676	140,888,998	732,810,729
FTE	55.0	18.0	53.0	17.2	25.9	95.7	27.6	530.7	20.0	66.0	8.0	115.8	11.8	238.6	375.5	N/A	N/A	1658.8

MARION COUNTY FY 2024-25 BUDGET
SUMMARY

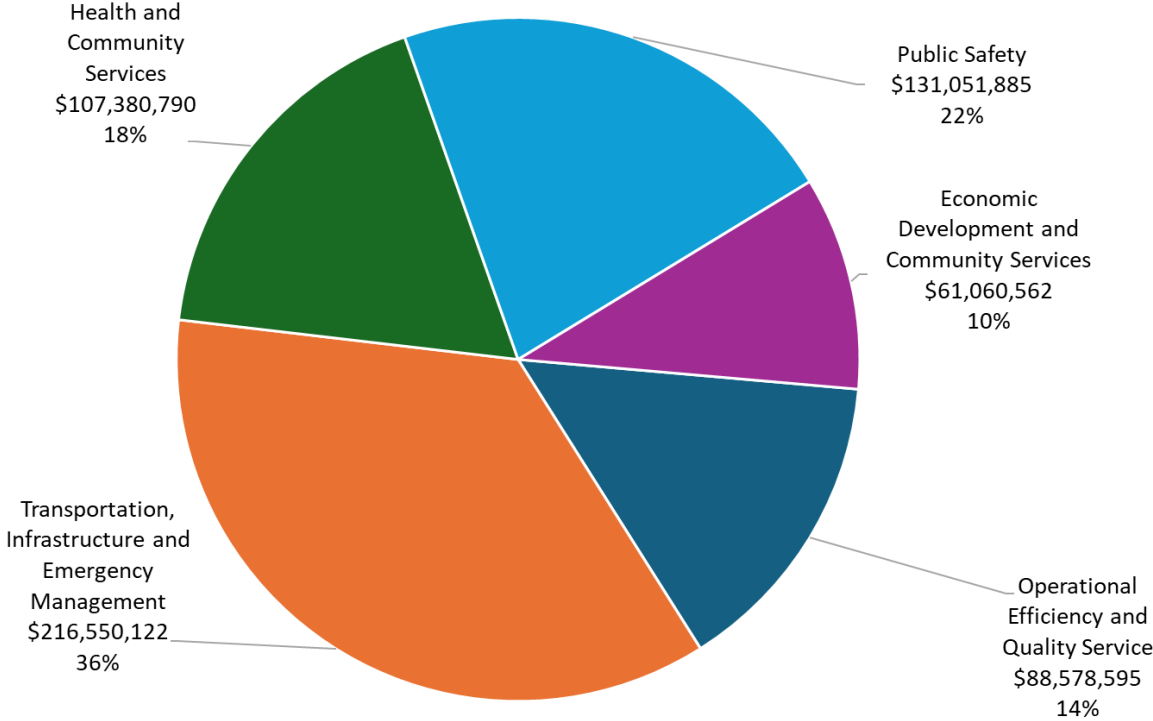
THIS PAGE HAS BEEN INTENTIONALLY LEFT BLANK

MARION COUNTY FY 2024-25 BUDGET
SUMMARY

FY 24-25 Budget Allocation to Goal Areas

As noted in the Strategic Direction section of the budget, the county has five Strategic Goals which are linked to department key indicators. The goals are: 1) Public Safety; 2) Transportation, Infrastructure, and Emergency Management; 3) Health and Community Services; 4) Economic and Community Development; 5) Operational Efficiency and Quality Service. Marion County directly supports all of those goals, with the majority being allocated to Transportation Infrastructure and Emergency Management.

**Marion County Budget – By Goal Area
FY 2024-25**



MARION COUNTY FY 2024-25 BUDGET SUMMARY

GENERAL FUND SUMMARY

The General Fund is allocated to seven departments plus non-departmental activities that are covered individually in another section of this book. The departments are: Assessor’s Office, Community Services Department, Clerk’s Office, District Attorney’s Office, Justice Court, Juvenile Department, and Sheriff’s Office. Some departments have other funds that support their operations.

The General Fund is used to account for all activities for which specific types of funds are not required. The General Fund is the largest fund within the county and for FY 2024-25, the budget is \$140,087,465, a \$4,735,935 or 3.5% increase from the prior year.

General Fund Major Resources

Property Taxes

The majority of general fund revenues are derived from property taxes. The FY 2024-25 estimated total property tax collections for Marion County is \$93,801,295, which includes \$91,871,062 in current taxes, \$1,736,257 in prior years’ taxes, and \$193,976 in property tax interest and penalties. This revenue is part of a broader Taxes category that includes other types of taxes, such as Franchise Fees, which are estimated at \$536,385 for FY 2024-25.

The following table of budgeted current year property taxes shows that FY 2024-25 current year property tax collections are budgeted to increase by 2.41% over the prior year, representing a slowdown in property growth from prior year estimates as well as a reduction in the estimated collection rate.

Current Year Property Tax History

FY 15-16 Actual	FY 16-17 Actual	FY 17-18 Actual	FY 18-19 Actual	FY 19-20 Actual	FY 20-21 Actual	FY 21-22 Actual	FY 22-23 Budget	FY 23-24 Budget	FY 24-25 Budget
63,274,521	65,801,530	68,409,263	71,564,386	74,167,114	76,954,551	80,111,121	83,902,893	89,711,414	91,871,062
5.32%	3.99%	3.96%	4.61%	3.64%	3.76%	4.10%	4.73%	6.92%	2.41%

Intergovernmental State

The county receives several sources of revenue from the State of Oregon that are recorded in the General Fund. Most of these revenue estimates are based on state forecasts. The state distributes Oregon Liquor Control Commission (OLCC) funds for the county’s portion of state shared revenues. The state also distributes revenues per ORS Chapter 530 regarding acquisition and development of state forests. Revenues generated from timber sales on lands acquired by the state are distributed to the county, county school fund, and taxing districts on which the lands are situated. The state also grants counties the County Assessment Function Funding Assistance (CAFFA) under Oregon statute. The funds paid to each county are a percentage of the Assessor’s Office budget, plus the Board of Property Tax Appeals budget in the Clerk’s Office. However, the pool of state revenue available to distribute to counties may also be adjusted by the state.

County Clerk Recording Fees

Fees are established by state statute for recording documents at the offices of county clerks. Recording revenue is highly dependent on the level of activity in the real estate and mortgage markets, particularly home and home loan markets. These revenues are budgeted in the Charges for Services category and estimated at \$1.1 million for FY 2024-25, about the same as FY 2023-24 as the real estate market remains cool due to high interest rates.

Interest

Interest earnings have become an increasingly important revenue source for the General Fund in recent years. Higher interest rates on invested securities than in the prior year resulted in an increase of \$2.2 million.

Net Working Capital

Net working capital is the unexpended balance, or savings, of a fund after the end of a fiscal year that carries over into the following fiscal year as a resource. Net Working Capital is budgeted at \$26.6 million for FY 2024-25.

MARION COUNTY FY 2024-25 BUDGET
SUMMARY

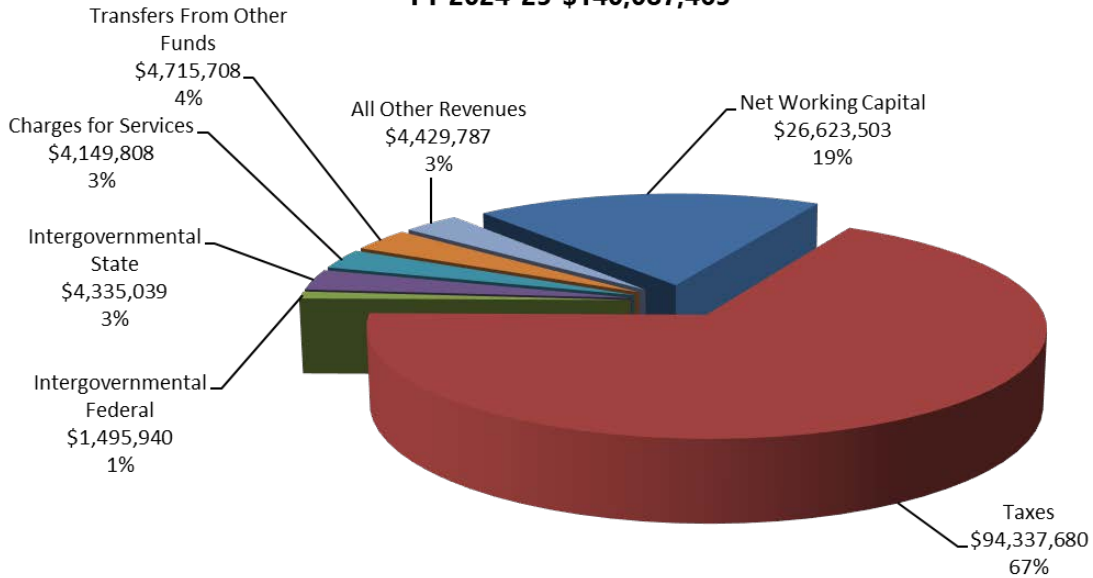
General Fund Income Summary

FY 2024-25

FY 21-22 ACTUAL	FY 22-23 ACTUAL	CATEGORY	FY 23-24 BUDGET	FY 24-25 PROPOSED	+/- % Prior Budget
RESOURCES					
82,872,963	87,733,740	Taxes	92,095,609	94,337,680	2.4%
54,950	52,594	Licenses and Permits	55,000	60,772	10.5%
1,704,992	890,892	Intergovernmental Federal	1,433,645	1,495,940	4.3%
8,536,118	3,932,809	Intergovernmental State	4,294,472	4,335,039	0.9%
4,817,862	4,263,591	Charges for Services	3,747,963	4,149,808	10.7%
239,574	217,536	Fines and Forfeitures	221,540	182,127	-17.8%
1,201,042	2,646,054	Interest	1,900,000	4,136,500	117.7%
27,329	50,339	Other Revenues	49,326	50,388	2.2%
-	-	General Fund Transfers	-	-	n.a.
5,029,244	4,932,546	Other Fund Transfers	4,919,805	4,715,708	-4.1%
-	4,128	Settlements	-	-	n.a.
24,357,887	28,344,275	Net Working Capital	26,634,170	26,623,503	0.0%
64,479	-	Financing Proceeds	-	-	n.a.
128,906,439	133,068,505	TOTAL RESOURCES	135,351,530	140,087,465	3.5%
REQUIREMENTS					
<i>BY DEPARTMENT</i>					
491,664	-	Treasurer's Office	-	-	n.a.
7,139,998	7,671,793	Assessor's Office	8,861,497	8,775,201	-1.0%
910,097	975,374	Justice Court	1,179,309	1,263,124	7.1%
3,023,438	3,492,582	Clerk's Office	3,802,729	4,037,351	6.2%
44,875,453	48,441,933	Sheriff's Office	56,293,049	57,909,930	2.9%
12,640,422	13,545,938	Juvenile	15,412,402	16,505,052	7.1%
10,614,619	11,298,886	District Attorney's Office	12,727,062	13,645,445	7.2%
906,420	829,480	Community Services	1,066,777	1,155,491	8.3%
<i>Non Departmental Operations</i>					
1,568,534	1,642,923	Materials and Services	5,326,986	9,281,522	74.2%
804,097	855,504	Administrative Charges	954,422	878,198	-8.0%
24,864	-	Capital Outlay	-	-	n.a.
1,141,680	-	Special Payments	-	-	n.a.
16,420,867	17,679,923	Transfers Out	14,794,829	12,717,555	-14.0%
-	-	Ending Fund Balance	12,309,436	11,092,565	-9.9%
-	-	Reserve for Future Expenditure	-	-	n.a.
-	-	Contingency	2,623,032	2,826,031	7.7%
100,562,154	106,434,335	TOTAL REQUIREMENTS	135,351,530	140,087,465	3.5%
<i>BY CATEGORY</i>					
60,409,732	63,991,371	Personnel Services	73,860,377	76,288,346	3.3%
11,315,481	12,630,907	Materials and Services	17,919,872	22,295,185	24.4%
10,845,367	12,100,012	Administrative Charges	13,837,359	14,867,783	7.4%
98,453	33,573	Capital Outlay	6,625	-	-100.0%
312,531	-	Debt Service Principal	-	-	n.a.
18,054	(1,452)	Debt Service Interest	-	-	n.a.
1,141,680	-	Special Payments	-	-	n.a.
16,420,867	17,679,923	Transfers Out	14,794,829	12,717,555	-14.0%
-	-	Contingency	2,623,032	2,826,031	7.7%
-	-	Reserve for Future Expenditure	-	-	n.a.
-	-	Ending Fund Balance	12,309,436	11,092,565	-9.9%
100,562,164	106,434,335	TOTAL REQUIREMENTS	135,351,530	140,087,465	3.5%

MARION COUNTY FY 2024-25 BUDGET SUMMARY

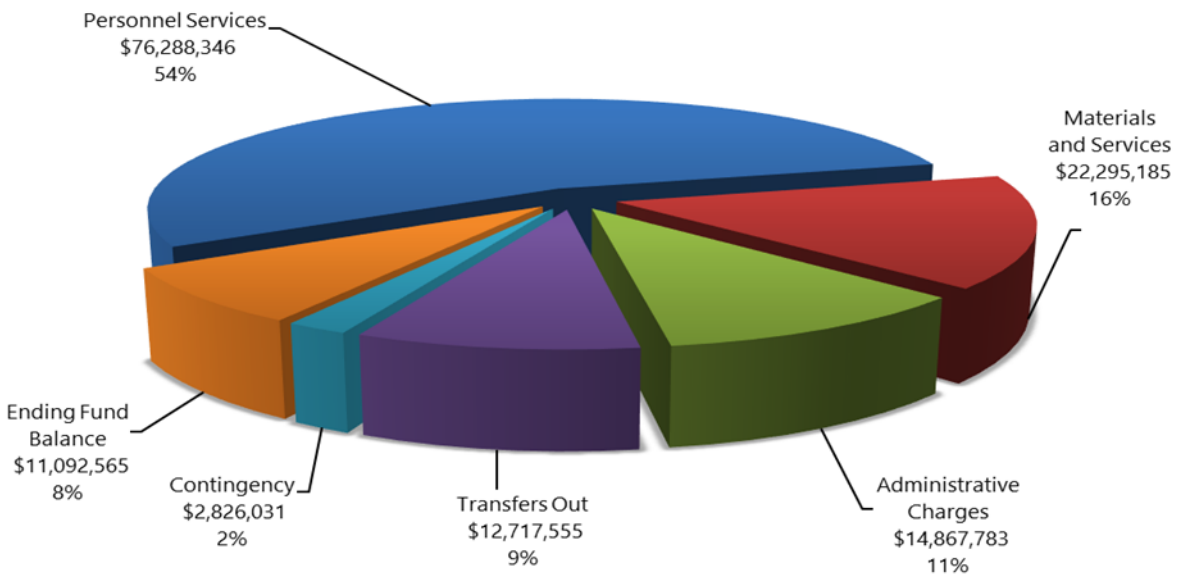
General Fund Resources - By Category FY 2024-25 \$140,087,465



General Fund Major Requirements by Category

As discussed earlier, Oregon local budget law requires reporting of expenditures, internal transactions between funds, transfers, contingencies, reserve for future expenditure, and unappropriated ending fund balance in the total budget. These together are referred to as requirements. The direct expenditures are Personnel Services, Materials and Services, Administrative Charges (internal service), and Transfers Out. Expenditures equal true appropriation authority, e.g., authority to expend. Contingency, Reserve for Future Expenditure, and Ending Fund Balance are excluded from the expenditures total.

General Fund Requirements - By Category FY 2024-25 \$140,087,465

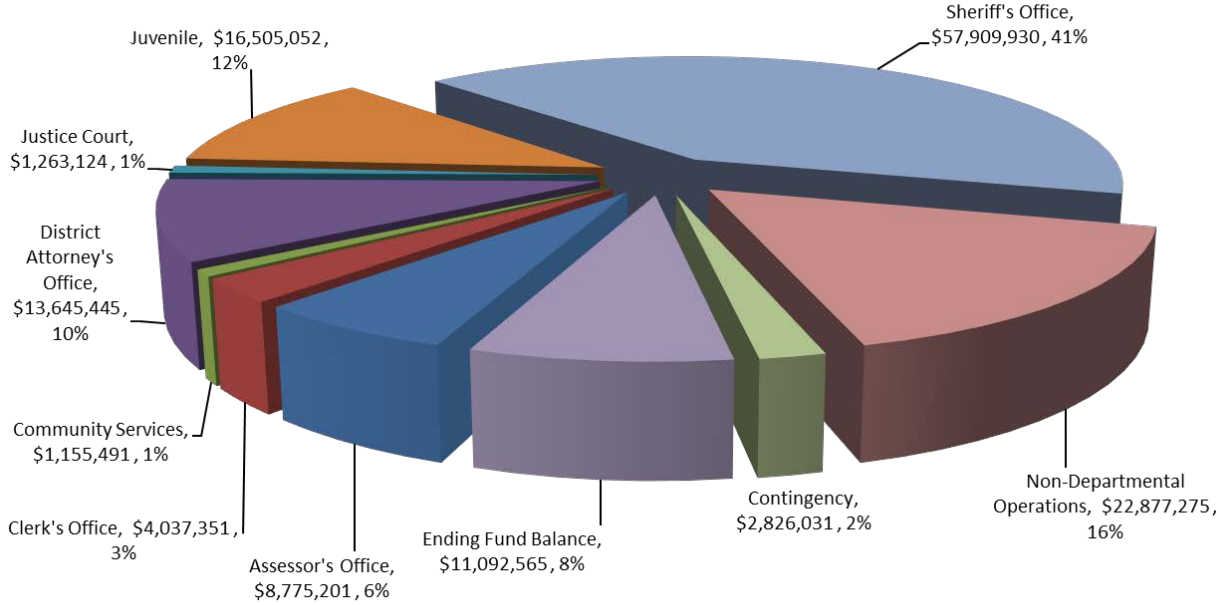


MARION COUNTY FY 2024-25 BUDGET SUMMARY

General Fund Requirements by Department

As noted earlier, the General Fund is allocated to seven departments plus non-departmental activities that are covered individually in another section of this book. The departments are: Assessor’s Office, Community Services Department, Clerk’s Office, District Attorney’s Office, Justice Court, Juvenile Department, and Sheriff’s Office.

**General Fund Requirements - By Department
FY 2024-25 \$140,087,465**

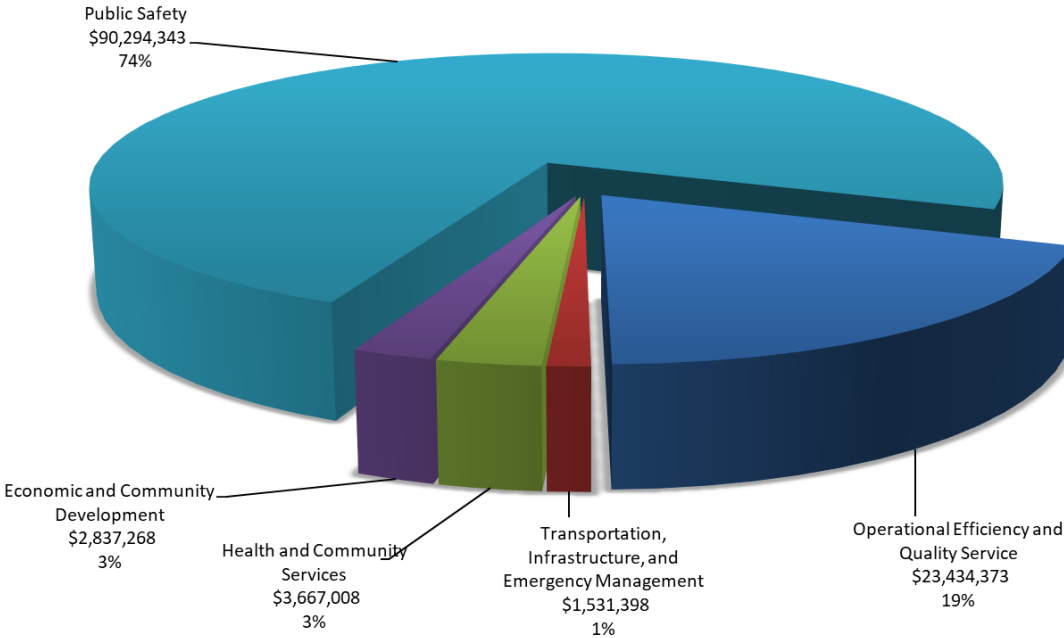


MARION COUNTY FY 2024-25 BUDGET
SUMMARY

General Fund Allocation to Goal Areas

As noted in the Strategic Direction section of the budget, the county has five goals which are linked to department key indicators. The General Fund directly supports all of those goals, with the majority being allocated to Public Safety.

**General Fund Budget - By Goal Area
FY 2024-25**



Note: The total amount allocated to the goal areas on which the chart is based does not include contingency, reserve for future expenditure, and ending fund balance, which are not appropriated for specific departmental and goal purposes, as well as non-departmental debt service, administrative charges and capital outlay.

MARION COUNTY FY 2024-25 BUDGET
SUMMARY

CENTRAL SERVICES FUND SUMMARY

The Central Services Fund is allocated to six departments plus non-departmental activities that are covered individually in another section of this book. The departments are Board of Commissioners' Office, Business Services Department, Finance Department, Human Resources Department, Information Technology Department, and Legal Counsel.

The Central Services Fund is used to account for internal services provided by central administration. The services are charged to departments and other activities in the form of assessments. The revenue received by central services departments is called administrative cost recovery and the expenditures charged to departments are referred to as administrative charges. For FY 2024-25, the budget for the Central Services Fund is \$37,524,060 which is a \$1.9 million increase over the prior budget.

Central Services Fund Income Summary

FY 2024-25

FY 21-22 ACTUAL	FY 22-23 ACTUAL	CATEGORY	FY 23-24 BUDGET	FY 24-25 PROPOSED	+/- % Prior Budget
RESOURCES					
507,569	129,382	Intergovernmental Federal	460,000	799,518	n.a.
-	15,285	Intergovernmental State	-	-	n.a.
649,497	735,374	Charges for Services	626,596	710,582	13.4%
24,943,791	27,419,274	Admin Cost Recovery	32,990,062	34,549,860	4.7%
406	592	Other Revenues	-	-	n.a.
518,814	1,027,930	General Fund Transfers	1,291,546	1,281,516	-0.8%
79,500	84,450	Other Fund Transfers	197,866	182,584	-7.7%
26,699,578	29,412,287	TOTAL RESOURCES	35,566,070	37,524,060	5.5%

REQUIREMENTS

BY DEPARTMENT

2,640,470	2,994,072	Board of Commissioners Office	3,831,485	3,969,138	3.6%
5,732,152	6,075,938	Business Services	7,217,237	7,706,002	6.8%
1,692,096	1,840,030	Legal	2,161,515	2,218,272	2.6%
3,374,687	4,283,033	Finance	4,862,724	5,002,668	2.9%
10,580,604	11,397,708	Information Technology	11,810,951	11,830,673	0.2%
2,672,926	2,815,585	Human Resources	3,392,243	3,813,551	12.4%
7,002	5,555	Non Departmental Operations	2,289,915	2,983,756	30.3%
26,699,943	29,411,921	TOTAL REQUIREMENTS	35,566,070	37,524,060	5.5%

BY CATEGORY

20,645,885	21,548,864	Personnel Services	26,716,595	27,636,250	3.4%
4,001,457	5,349,031	Materials and Services	5,958,440	6,278,525	5.4%
2,052,120	2,514,506	Administrative Charges	2,891,035	3,609,285	24.8%
480	(480)	Debt Service Interest	-	-	n.a.
26,699,943	29,411,921	TOTAL REQUIREMENTS	35,566,070	37,524,060	5.5%

MARION COUNTY FY 2024-25 BUDGET SUMMARY

Central Services Major Resources

Administrative Cost Recovery

The majority of Central Services Fund revenue is derived from Administrative Cost Recovery assessments. The following list is for services rendered to other budgeted departments and activities.

- County Administration Allocation – Board of Commissioners Office county administration services; this does not include the governing body, e.g., the commissioners’ personnel services expenditures.
- Business Services Admin Allocation — Business Services Department administration, e.g., department director, support staff and services.
- Facilities Management Allocation – Repairs, preventative maintenance, renovations, and construction management services regarding county facilities.
- Custodial Allocation – Custodial maintenance services for county facilities and campuses.
- Courier Allocation – Inter-department mail delivery services.
- Grounds Maintenance Allocation – Grounds maintenance services for county facilities and campuses. Beginning FY 2024-25, this new allocation was previously accounted for in Facilities Management Allocation.
- Risk Management Allocation – Management of auto, general liability, and workers’ compensation claims as well as procuring appropriate insurance coverage.
- Human Resources Allocation – Human Resources Department administration, (e.g., department director, support staff and services), benefits and wellness, and workforce development programs.
- Legal Services Allocation – Legal Department is the county counsel and representation to county departments.
- Information Technology Allocation – Information Technology (IT) Department administration, day-to-day operations of the county’s IT systems and services, desktop voice and data services, and a further wide range of computer and telephone systems management, support, and training.
- FIMS Allocation – IT Department direct cost of operating the county’s financial information management system (FIMS).
- Finance Allocation – Finance Department administration, accounting, treasury, payroll, procurement, contracting, grant, and budgeting services.
- MC Enterprise Allocation – Non-Departmental Marion County Business Enterprise program to re-engineer and integrate county business processes and software infrastructure. In FY 2023-24, enterprise software applications (i.e., applications used by all departments) were moved to the MC Enterprise allocation from the applicable IT Technology Application and FIMS Allocations.

Charges for Services

Services to agencies outside the county budget, such as service districts, are billed and the revenue credited to Charges for Services rather than administrative cost recovery. Occasionally, central service departments request work to be done by other departments that is outside the scope of the budgeted expenditures of the departments providing the service. The revenue from these services is credited to Charges for Services.

General Fund Transfers

Except for the Board of Commissioners Office governing body and the Treasurer functions that were transferred to Finance, Central Services Fund departments seldom receive General Fund Transfers. The Non-Departmental MC Enterprise program is often allocated General Fund for special purposes that vary annually.

Other Fund Transfers

These annual transfers are from the Tax Title Land Sales Fund to the Finance Department in the Central Services Fund to cover the personnel services costs for the Property Coordinator who spends their time handling tax foreclosed duties and the sale of real property for the county. There is also a transfer from the

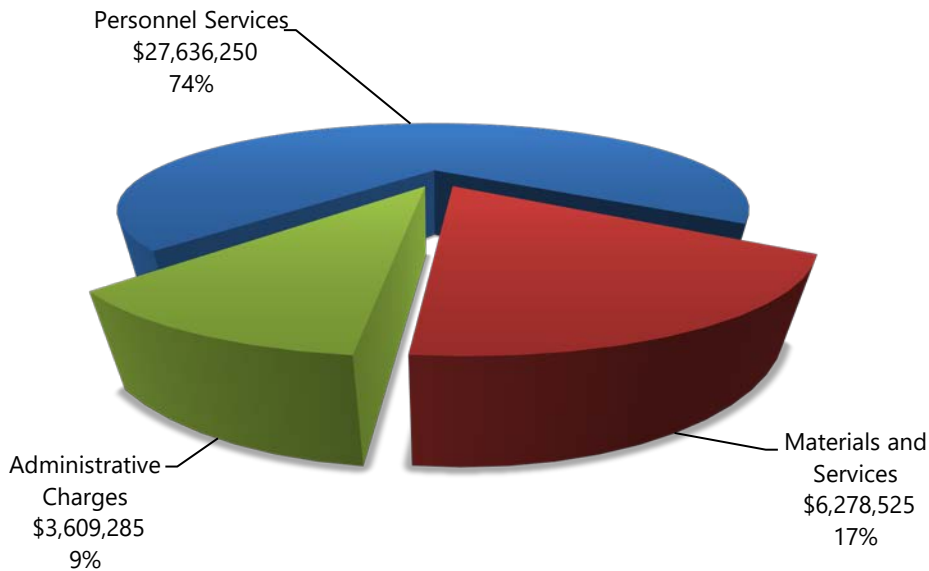
MARION COUNTY FY 2024-25 BUDGET SUMMARY

Non-Departmental Grants Fund, Wildfire Housing Recovery Program, to cover the personnel services costs of an Administrative Specialist who spends their time on wildfire recovery initiatives in the Board of Commissioners Office.

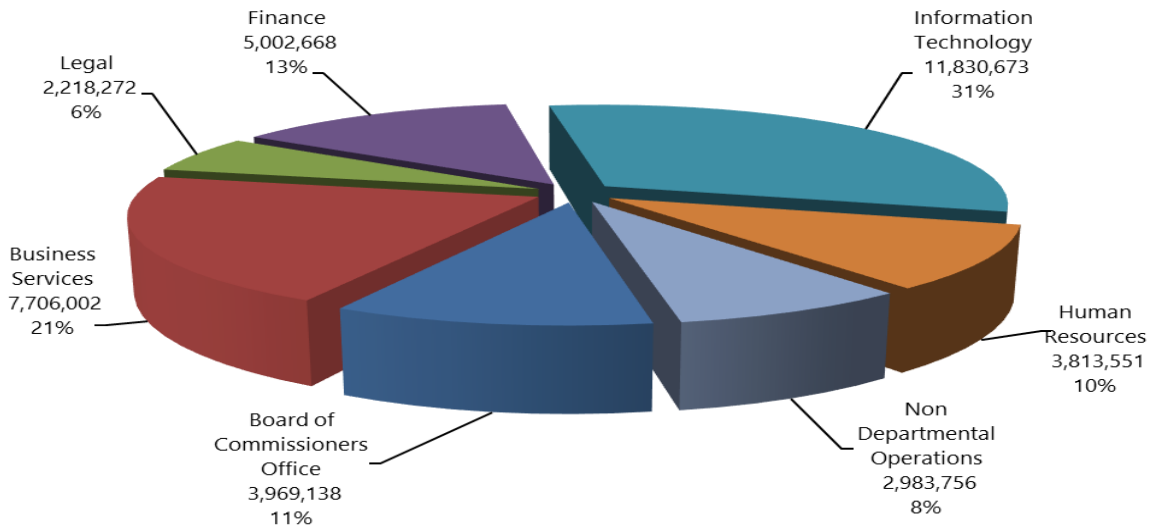
Central Services Major Requirements

The total Central Services Fund requirements budget is \$37.5 million. Direct expenditures are for Personnel Services, Materials and Services, and Administrative Charges (internal service). The Central Service requirements budget is allocated to expenditures by category and department as shown in the following charts.

Central Services Requirements by Category



Central Services Requirements by Department



MARION COUNTY FY 2024-25 BUDGET
SUMMARY

Personnel Services

In FY 2024-25, the Central Services Fund had an overall increase in Personnel costs due to normal merit (step) increases. In addition, there is a net of increase of 2.0 FTE in the Central Services Fund: a Construction Projects Coordinator in Business Services to improve the management of numerous construction and other special projects and a new Labor and Relations Manager to help manage the complexities of multiple collective bargaining agreements.

Central Services Fund Personnel Services Summary					
FY 21-22 ACTUAL	FY 22-23 ACTUAL	PERSONNEL SERVICES	FY 23-24 BUDGET	FY 24-25 PROPOSED	+/- % Prior Budget
13,127,238	13,594,463	Salaries and Wages	16,576,349	17,168,229	3.6%
7,518,648	7,954,402	Fringe Benefits	10,140,246	10,468,021	3.2%
20,645,885	21,548,864	Total Personnel Services	26,716,595	27,636,250	3.4%
182	189	FTE	193	195	1.0%

Materials and Services

Central Services Fund departments are not allowed to increase their Materials and Services (M&S), without Budget Officer approval via a decision package. Some service contracts that have built-in annual inflationary increases and increases in utilities are considered approved increases to the departments M&S budget.

Central Services Fund Materials and Services Summary					
FY 21-22 ACTUAL	FY 22-23 ACTUAL	CATEGORY	FY 23-24 BUDGET	FY 24-25 PROPOSED	+/- % Prior Budget
200,388	183,778	Supplies	254,341	236,080	-7.2%
109,908	344,494	Materials	564,088	225,759	-60.0%
277,111	322,471	Communications	301,127	439,379	45.9%
137,918	152,586	Utilities	177,719	178,231	0.3%
1,389,722	2,407,808	Contracted Services	2,341,278	2,830,072	20.9%
1,533,837	1,482,435	Repairs and Maintenance	1,654,551	1,653,370	-0.1%
195,737	218,998	Rentals	300,837	327,407	8.8%
353	2,667	Insurance	2,620	2,600	-0.8%
156,482	233,794	Miscellaneous	361,879	385,627	6.6%
4,001,457	5,349,031	Total Materials and Services	5,958,440	6,278,525	5.4%

Administrative Charges

Central Services Fund departments are the providers of services for which other departments are charged, including services provided by Central Services Fund departments to each other. For example, the Finance Department charges each of the other central services departments for financial services rendered.

Administrative cross-charges include county administration, information technology, financial management, payroll, human resources, risk management, facilities management, custodial, grounds keeping, and legal counsel. Administrative charges are based on a cost allocation plan. Departments have little control over administrative charges. Budgeted Central Services Fund administrative charges total \$3.6 million for FY 2024-25, a slight increase over the prior year. A breakdown of Administrative Charges is shown in each department's budget, on the last page of the detail section under Requirements.

MARION COUNTY FY 2024-25 BUDGET
SUMMARY

PROGRAMS FUNDED IN PART BY STATE RESOURCES (ORS 294.444)

SUMMARY OF MAJOR PROGRAMS FUNDED IN PART BY STATE RESOURCES (ORS)				
	Fiscal Year 2021-22 Actual	Fiscal Year 2022-23 Actual	Fiscal Year 2023-24 Budget	Fiscal Year 2024-25 Budget
ASSESSMENT AND TAXATION				
General Resources	\$ 6,161,932	\$ 6,856,291	\$ 8,036,008	\$ 7,652,431
State Resources	1,072,560	856,933	862,216	1,161,763
Total Resources	\$ 7,234,492	\$ 7,713,224	\$ 8,898,224	\$ 8,814,194
Total Requirements	\$ 7,234,492	\$ 7,713,224	\$ 8,898,224	\$ 8,814,194
COMMUNITY CORRECTIONS				
State Resources	\$ 12,258,275	\$ 12,378,224	\$ 12,636,438	\$ 12,721,873
Other Revenue	2,801,732	3,745,123	3,386,558	5,577,056
Total Resources	\$ 15,060,007	\$ 16,123,347	\$ 16,022,996	\$ 18,298,929
Total Requirements	\$ 11,611,038	\$ 12,977,180	\$ 16,022,996	\$ 18,298,929
JAIL OPERATIONS				
General Resources	\$ 18,778,916	\$ 20,969,378	\$ 25,743,801	\$ 26,754,162
State Resources	5,285,405	5,260,567	5,301,705	5,339,051
Federal Resources	495,124	418,324	9,600	83,954
Other Revenue	1,991,547	1,813,890	1,571,701	1,699,651
Total Resources	\$ 26,550,993	\$ 28,462,159	\$ 32,626,807	\$ 33,876,818
Total Requirements	\$ 25,649,381	\$ 27,756,189	\$ 32,626,807	\$ 33,876,818
DISTRICT ATTORNEY				
General Resources	\$ 10,885,720	\$ 11,900,369	\$ 13,398,537	\$ 14,394,061
State Resources	373,012	334,190	586,853	388,051
Federal Resources	2,262,386	1,905,312	2,271,078	2,357,121
Other Revenue	530,571	582,938	565,905	598,262
Total Resources	\$ 14,051,689	\$ 14,722,808	\$ 16,822,373	\$ 17,737,495
Total Requirements	\$ 13,715,375	\$ 14,422,424	\$ 16,822,373	\$ 17,737,495
JUVENILE CORRECTIONS & PROBATION				
General Resources	\$ 12,383,077	\$ 13,545,823	\$ 15,412,402	\$ 16,505,052
State Resources	1,288,605	1,487,825	1,405,205	1,331,552
Federal Resources	712,418	343,990	310,000	315,972
Other Revenue	1,959,605	2,388,551	2,658,179	3,015,444
Total Resources	\$ 16,343,706	\$ 17,766,189	\$ 19,785,786	\$ 21,168,020
Total Requirements	\$ 15,041,460	\$ 16,226,711	\$ 19,785,786	\$ 21,168,020
PUBLIC HEALTH				
General Resources	\$ 2,062,944	\$ 2,358,010	\$ 2,724,641	\$ 2,778,971
State Resources	2,359,262	4,847,004	5,076,631	4,452,220
Federal Resources	7,673,610	4,785,010	6,776,454	5,094,251
Other Revenue	8,833,836	8,658,962	7,734,960	6,254,460
Total Resources	\$ 20,929,651	\$ 20,648,986	\$ 22,312,686	\$ 18,579,901
Total Requirements	\$ 16,526,983	\$ 17,398,315	\$ 22,312,686	\$ 18,579,901
MENTAL HEALTH AND CHEMICAL DEPENDENCY				
General Resources	\$ 1,284,910	\$ 837,179	\$ 845,092	\$ 888,037
State Resources	25,852,277	41,682,986	34,910,967	36,608,143
Federal Resources	2,428,365	2,405,642	1,738,403	1,820,241
Other Revenue	37,862,990	42,997,198	49,730,506	49,484,468
Total Resources	\$ 67,045,587	\$ 87,923,005	\$ 87,224,967	\$ 88,800,889
Total Requirements	\$ 51,909,016	\$ 63,637,050	\$ 87,224,967	\$ 88,800,889
ROADS				
General Resources	\$ 151,734	\$ 252,339	\$ 508,378	\$ 513,881
State Resources	32,581,636	31,289,241	34,099,019	32,265,840
Federal Resources	8,796,900	15,415,057	20,367,941	16,345,613
Other Revenue	40,531,422	46,992,114	51,314,845	50,048,412
Total Resources	\$ 82,061,692	\$ 93,948,750	\$ 106,290,183	\$ 99,173,746
Total Requirements	\$ 40,152,935	\$ 47,926,558	\$ 106,290,183	\$ 99,173,746
ECONOMIC DEVELOPMENT				
General Resources	\$ 358,027	\$ 419,354	\$ 507,996	\$ 465,633
State Resources	2,626,262	293,787	57,290	133,783
Video Lottery Resources	2,743,073	2,851,362	2,549,526	2,794,970
Federal Resources	669,447	1,015,190	8,176,327	7,589,739
Other Revenue	5,055,567	5,344,447	5,997,665	6,740,961
Total Resources	\$ 11,452,376	\$ 9,924,141	\$ 17,288,804	\$ 17,725,086
Total Requirements	\$ 6,915,786	\$ 4,615,775	\$ 17,288,804	\$ 17,725,086
VETERANS' SERVICES				
General Resources	\$ 48,909	\$ 51,014	\$ 71,164	\$ 71,164
State Resources	229,437	229,437	233,337	233,337
Other Revenue	38,393	15,560	4,289	2,000
Total Resources	\$ 316,739	\$ 296,012	\$ 308,790	\$ 306,501
Total Requirements	\$ 301,179	\$ 293,723	\$ 308,790	\$ 306,501

MARION COUNTY FY 2024-25 BUDGET
SUMMARY

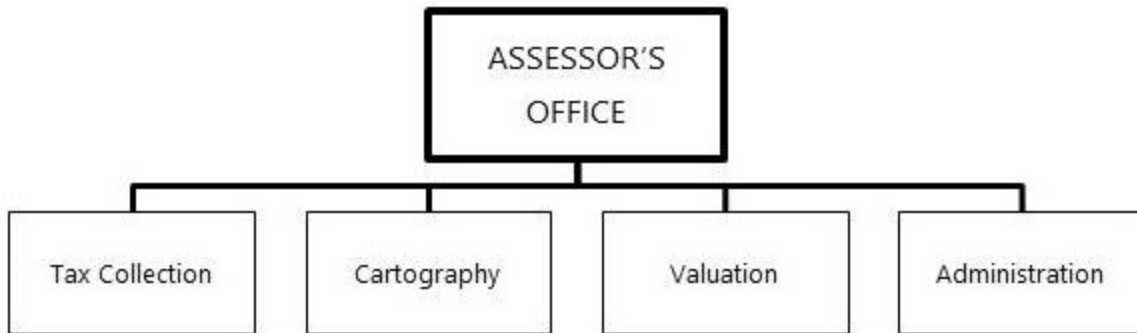
THIS PAGE HAS BEEN INTENTIONALLY LEFT BLANK

MARION COUNTY FY 2024-25 BUDGET

BY DEPARTMENT

ASSESSOR'S OFFICE

ASSESSOR'S OFFICE



MISSION STATEMENT

To effectively and efficiently implement the property tax statutes of the State of Oregon.

GOALS AND OBJECTIVES

- Goal 1 Communications - Guide decision processes, retain and motivate staff, efficiently and fully inform taxpayers, and defend and improve the administrative efficiency of the property tax system.
 - Objective 1 Maintain and update the department strategic plan through a combination of staff and management input. Share with staff and county management.
 - Objective 2 Ensure the department website and mailed tax statements provide a maximally informative, user-friendly experience through updates and improvements.
 - Objective 3 Participate in stakeholder discussions, provide data, and testify regarding the administrative impacts of tax legislation.

- Goal 2 Recruitment and Training - Actively recruit and develop a diverse, highly qualified, motivated staff producing quality output at high volume. Develop future leadership for the department.
 - Objective 1 Expand the recruitment pipeline via outreach. Eliminate barriers to job applicants of diverse socioeconomic and cultural backgrounds.
 - Objective 2 Establish training and competency goals for each job classification.
 - Objective 3 Formulate a personalized training plan for each employee based on their current position requirements, skills, and career interests.

- Goal 3 Technology - Ensure data and systems integrity and security, increase assessment efficiencies and quality, conserve resources, and enhance service by exploring and adopting progressive technologies.
 - Objective 1 Utilize ORCATS to realize enhanced security, workflow, linkage to digital records, field app, and minimized training requirements.
 - Objective 2 Continue conversion from paper to digital records.
 - Objective 3 Adopt technology to enhance the efficiency, accuracy, and reliability of processes. Examples include a regularly scheduled program of aerial photography, expanded use of GIS for data reference and analysis, workflow tracking, and adoption of field devices for appraisal staff.

MARION COUNTY FY 2024-25 BUDGET

BY DEPARTMENT

ASSESSOR'S OFFICE

DEPARTMENT OVERVIEW

The Assessor's Office is responsible for the appraisal and assessment of property in Marion County per Oregon statute, administrative rule, and court decisions. The voters of Marion County elect the Assessor to a four-year term to lead and manage the office.

Most residential, farm, forest, commercial, industrial, and personal property in the county is valued and assessed by the Assessor's Office. Exceptions include higher-value industrial properties and centrally assessed properties such as railroads and utilities, appraised by the Oregon Department of Revenue (DOR). 352 tax districts and special districts certify tax rates, bonds, levies, and special assessments to the Assessor's Office for assessment, collection, and distribution of revenue to the districts. These districts, in turn, provide services to the citizens of Marion County.

Under Oregon's unique property tax system, most property is assessed at the lower of Real Market Value (RMV), the estimated price at which the property would sell in an open market, or Maximum Assessed Value (MAV), a statutorily defined value. Exceptions include the large number of specially assessed farm and forest properties that are assessed on formula-driven values, the many exempt or partially exempt properties, and properties in Measure 5 compression.

Market values must be estimated annually for each property according to statute and recognized appraisal principles and standards. Statutorily derived values also must be calculated. All values must take into account changes in the market as well as to physical, use, and ownership characteristics of the property. With each legislative session, changes to the statutes governing valuation and taxation must be incorporated. Tax districts come and go, and tax rates change, all of which must be tracked. Property inventories and valuations must be made available for review by taxpayers and, potentially, defended through as many as four levels of appeal. Finally, the accuracy of property valuations relative to actual sales must be carefully evaluated per state standards, and reported to the Oregon Department of Revenue for oversight review.

To accomplish these tasks, the Assessor's Office can be viewed as having four core programs:

1. Tax Collection: Maintains the tax roll, distributes tax statements, collects taxes, and issues refunds.
2. Cartography: Tracks changes to district and tax lot boundaries, and ownership changes.
3. Valuation: Estimates market and statutorily derived values, and defends these when indicated.
4. Administration: Provides the direction and support for all functions.

MARION COUNTY FY 2024-25 BUDGET

BY DEPARTMENT

ASSESSOR'S OFFICE

RESOURCE AND REQUIREMENT SUMMARY

Assessor's Office	FY 21-22 ACTUAL	FY 22-23 ACTUAL	FY 23-24 BUDGET	FY 24-25 PROPOSED	+/- %
RESOURCES					
Intergovernmental Federal	118,768	0	0	0	n.a.
General Fund Transfers	7,021,226	7,671,793	8,861,497	8,775,201	-1.0%
TOTAL RESOURCES	7,139,993	7,671,793	8,861,497	8,775,201	-1.0%
REQUIREMENTS					
Personnel Services					
Salaries and Wages	3,304,401	3,544,412	4,071,076	4,111,765	1.0%
Fringe Benefits	2,087,509	2,250,811	2,575,892	2,625,546	1.9%
Total Personnel Services	5,391,910	5,795,223	6,646,968	6,737,311	1.4%
Materials and Services					
Supplies	18,141	13,759	18,450	16,100	-12.7%
Materials	27,344	33,193	22,960	61,019	165.8%
Communications	25,492	34,034	44,145	22,095	-49.9%
Utilities	30,078	33,098	36,038	35,282	-2.1%
Contracted Services	237,844	323,738	552,825	307,190	-44.4%
Repairs and Maintenance	314,443	217,821	227,640	274,393	20.5%
Rentals	52,265	58,217	61,726	86,664	40.4%
Insurance	1,942	1,750	1,900	1,900	0.0%
Miscellaneous	65,314	80,805	84,677	80,138	-5.4%
Total Materials and Services	772,864	796,415	1,050,361	884,781	-15.8%
Administrative Charges	967,993	1,080,159	1,164,168	1,153,109	-0.9%
Debt Service Principal	7,121	0	0	0	n.a.
Debt Service Interest	111	(5)	0	0	n.a.
TOTAL REQUIREMENTS	7,139,998	7,671,793	8,861,497	8,775,201	-1.0%
FTE	54.00	55.00	55.00	55.00	0.0%

MARION COUNTY FY 2024-25 BUDGET

BY DEPARTMENT

ASSESSOR'S OFFICE

FUNDS

Fund Name	FY 21-22 ACTUAL	FY 22-23 ACTUAL	FY 23-24 BUDGET	FY 24-25 PROPOSED	% of Total
RESOURCES					
FND 100 General Fund	7,139,993	7,671,793	8,861,497	8,775,201	100.0%
TOTAL RESOURCES	7,139,993	7,671,793	8,861,497	8,775,201	100.0%
REQUIREMENTS					
FND 100 General Fund	7,139,998	7,671,793	8,861,497	8,775,201	100.0%
TOTAL REQUIREMENTS	7,139,998	7,671,793	8,861,497	8,775,201	100.0%

PROGRAMS

	FY 21-22 ACTUAL	FY 22-23 ACTUAL	FY 23-24 BUDGET	FY 24-25 PROPOSED	+/- %
RESOURCES					
Tax Collection	904,331	1,024,668	1,150,797	1,014,828	-11.8%
Cartography	887,923	927,812	1,101,006	1,045,984	-5.0%
Valuation	4,059,331	4,228,382	4,817,614	5,023,113	4.3%
AS Administration	1,288,408	1,490,932	1,792,080	1,691,276	-5.6%
TOTAL RESOURCES	7,139,993	7,671,793	8,861,497	8,775,201	-1.0%
REQUIREMENTS					
Tax Collection	904,331	1,024,668	1,150,797	1,014,828	-11.8%
Cartography	887,923	927,812	1,101,006	1,045,984	-5.0%
Valuation	4,059,333	4,228,382	4,817,614	5,023,113	4.3%
AS Administration	1,288,411	1,490,932	1,792,080	1,691,276	-5.6%
TOTAL REQUIREMENTS	7,139,998	7,671,793	8,861,497	8,775,201	-1.0%

MARION COUNTY FY 2024-25 BUDGET

BY DEPARTMENT

ASSESSOR'S OFFICE

Tax Collection Program

- Manages the printing and distribution of tax statements. Collects property taxes.
- Maintains records for all financial transactions affecting the tax roll and makes corrections, as directed by the Tax Collector.
- Assists the general public, businesses, and government agencies by providing information concerning property records and taxes.
- Establishes and implements controls for the safekeeping of daily cash receipts.

Program Summary

Assessor's Office	Program: Tax Collection				
	FY 21-22 ACTUAL	FY 22-23 ACTUAL	FY 23-24 BUDGET	FY 24-25 PROPOSED	+/- %
RESOURCES					
Intergovernmental Federal	8,216	0	0	0	n.a.
General Fund Transfers	896,114	1,024,668	1,150,797	1,014,828	-11.8%
TOTAL RESOURCES	904,331	1,024,668	1,150,797	1,014,828	-11.8%
REQUIREMENTS					
Personnel Services	481,393	531,608	641,660	490,785	-23.5%
Materials and Services	179,050	223,143	218,100	235,771	8.1%
Administrative Charges	241,993	269,918	291,037	288,272	-1.0%
Debt Service Principal	1,879	0	0	0	n.a.
Debt Service Interest	15	0	0	0	n.a.
TOTAL REQUIREMENTS	904,331	1,024,669	1,150,797	1,014,828	-11.8%
FTE	4.00	5.00	5.00	5.00	0.0%

FTE By Position Title By Program

Program: Tax Collection	
Position Title	FTE
Tax Clerk	3.00
Tax Clerk Sr	1.00
Tax Office Supervisor/Tax Collector	1.00
Program Tax Collection FTE Total:	5.00

FTE Changes

FTE for the Tax Collection Program remains at 5.00.

Tax Collection Program Budget Justification

RESOURCES

The Tax Collection Program is funded entirely by the General Fund.

REQUIREMENTS

Personnel Services had a significant decrease due to the retirement of two 30+ year employees, as well as last year budgeting for their vacation payout upon retirement. These two positions has been filled with lower step employees.

Materials and Services increased due to IT direct charges.

MARION COUNTY FY 2024-25 BUDGET

BY DEPARTMENT

ASSESSOR'S OFFICE

Cartography Program

- Performs intake and processing of subdivision and partition plats and annexations.
- Maintains an inventory of all parcels, including boundaries, tax lot, account number, ownership, and size.
- Maintains maps reflecting taxing district boundaries, including changes and creation or dissolution of districts.
- Provides management and oversight of suppressed owner program per statutory requirements.

Program Summary

Assessor's Office

Program: Cartography

	FY 21-22 ACTUAL	FY 22-23 ACTUAL	FY 23-24 BUDGET	FY 24-25 PROPOSED	+/- %
RESOURCES					
Intergovernmental Federal	14,379	0	0	0	n.a.
General Fund Transfers	873,545	927,812	1,101,006	1,045,984	-5.0%
TOTAL RESOURCES	887,923	927,812	1,101,006	1,045,984	-5.0%
REQUIREMENTS					
Personnel Services	582,438	611,483	737,159	667,231	-9.5%
Materials and Services	63,493	46,411	72,810	90,481	24.3%
Administrative Charges	241,993	269,918	291,037	288,272	-1.0%
TOTAL REQUIREMENTS	887,923	927,812	1,101,006	1,045,984	-5.0%
FTE	7.00	7.00	7.00	6.00	-14.3%

FTE By Position Title By Program

Program: Cartography	
Position Title	FTE
Cartographer/GIS Technician	2.00
Cartographer/GIS Technician Sr	1.00
Deed Clerk	3.00
Program Cartography FTE Total:	6.00

FTE Changes

There was a decrease from seven to six FTE due to a reclassification of a Deed Clerk position to an Assessment Clerk to better serve the needs of the office.

Cartography Program Budget Justification

RESOURCES

The Cartography Program is funded entirely by the General Fund.

REQUIREMENTS

Personnel Services decreased due to the reclassification of a deed clerk position to the Administrative Section. Market reviews did increase both Cartography positions as well as the deed clerk position wages.

Materials and Services increased due to the new IT direct charges. ORMAP funding was consistent with last year.

MARION COUNTY FY 2024-25 BUDGET

BY DEPARTMENT

ASSESSOR'S OFFICE

Valuation Program

- Estimates market, Measure 50, special assessment, and other values for county-appraised properties including residential, multi-family, commercial, industrial, farm and forest, and business personal property.
- Ensures correct tax rates are associated with each taxing district, and associates each property with correct taxing districts to accurately calculate taxes owed.
- Determines the valuation and assessment impacts of both physical and use changes to property, including special assessment and exemption programs.
- Analyzes property sales for use in estimating the market value of unsold properties. Utilizes the data to develop mass appraisal models for each property type for assessment purposes, for defense of values when appealed, and to verify compliance with Oregon Department of Revenue oversight standards.
- Maintains farm and forest special assessments. Administers statutory exemptions based on ownership, non-profit activities, and economic development programs.
- Responds to taxpayer inquiries regarding property valuation methods, records of inventory, and exemption qualifications.
- Serve as experts to defend assessments before the Board of Property Tax Appeals, Magistrate Court, and Oregon Tax Court.

Program Summary

Assessor's Office

Program: Valuation

	FY 21-22 ACTUAL	FY 22-23 ACTUAL	FY 23-24 BUDGET	FY 24-25 PROPOSED	+/- %
RESOURCES					
Intergovernmental Federal	84,140	0	0	0	n.a.
General Fund Transfers	3,975,191	4,228,382	4,817,614	5,023,113	4.3%
TOTAL RESOURCES	4,059,331	4,228,382	4,817,614	5,023,113	4.3%
REQUIREMENTS					
Personnel Services	3,610,053	3,843,999	4,406,832	4,590,658	4.2%
Materials and Services	204,090	114,466	119,745	144,183	20.4%
Administrative Charges	241,993	269,918	291,037	288,272	-1.0%
Debt Service Principal	3,158	0	0	0	n.a.
Debt Service Interest	39	(2)	0	0	n.a.
TOTAL REQUIREMENTS	4,059,333	4,228,382	4,817,614	5,023,113	4.3%
FTE	37.00	37.00	37.00	37.00	0.0%

FTE By Position Title By Program

Program: Valuation	
Position Title	FTE
Appraisal Section Supervisor	3.00
Assessment Clerk	1.00
Assessment Clerk Sr	3.00
Office Specialist 3	3.00
Personal Property Appraisal Tech	4.00
Property Appraiser 2	15.00
Property Appraiser 2 (Bilingual)	1.00
Property Appraiser Sr	5.00

MARION COUNTY FY 2024-25 BUDGET
 BY DEPARTMENT
 ASSESSOR'S OFFICE

Program: Valuation	
Position Title	FTE
Sales Data Analyst 3	2.00
Program Valuation FTE Total:	37.00

FTE Changes

There are no changes in FTE.

Valuation Program Budget Justification

RESOURCES

The Valuation Program is funded entirely by the General Fund.

REQUIREMENTS

Personnel Services rose slightly due to normal merit increases and market review increases.

Materials and Services increased due to higher costs from IT, mostly due to IT direct charges and ESRI charges, a program utilized heavily by appraisers to increase efficiency and tracking of reappraisal.

MARION COUNTY FY 2024-25 BUDGET

BY DEPARTMENT

ASSESSOR'S OFFICE

AS Administration Program

- Develops and implements the short and long term strategic plan for the department.
- Manages the department.
- Guides hiring and personnel development.
- Provides accurate and timely information to the Board of Commissioners, taxing districts, public support groups, and the state legislature.
- Performs annual budgeting and grant preparation.
- Provides excellent customer service to internal customers, businesses, government agencies and the general public.
- Maintains accounts payable and receivable, payroll, financial records, and contracts.
- Maintains all department personnel, appraisal certification, and educational records.
- Maintains Veteran's, Active Duty Military Service Member, and Surviving Spouse of a Public Safety Officer, as well as Senior and Disabled Citizen's deferral programs.
- Maintains manufactured home records, and provides certification of taxes paid for title transfers and relocations.

Program Summary

Assessor's Office	Program: AS Administration				+/- %
	FY 21-22 ACTUAL	FY 22-23 ACTUAL	FY 23-24 BUDGET	FY 24-25 PROPOSED	
RESOURCES					
Intergovernmental Federal	12,033	0	0	0	n.a.
General Fund Transfers	1,276,376	1,490,932	1,792,080	1,691,276	-5.6%
TOTAL RESOURCES	1,288,408	1,490,932	1,792,080	1,691,276	-5.6%
REQUIREMENTS					
Personnel Services	718,027	808,134	861,317	988,637	14.8%
Materials and Services	326,231	412,395	639,706	414,346	-35.2%
Administrative Charges	242,015	270,406	291,057	288,293	-0.9%
Debt Service Principal	2,083	0	0	0	n.a.
Debt Service Interest	56	(3)	0	0	n.a.
TOTAL REQUIREMENTS	1,288,411	1,490,932	1,792,080	1,691,276	-5.6%
FTE	6.00	6.00	6.00	7.00	16.7%

FTE By Position Title By Program

Program: AS Administration	
Position Title	FTE
Administrative Assistant	1.00
Administrative Services Manager	1.00
Assessment Clerk	2.00
Assessment Clerk Sr	1.00
Assessor	1.00
Chief Deputy Assessor	1.00
Program AS Administration FTE Total:	7.00

MARION COUNTY FY 2024-25 BUDGET
BY DEPARTMENT
ASSESSOR'S OFFICE

FTE Changes

FTE increased by one due to a reclassification of a Deed Clerk position to an Assessment Clerk to better serve the needs of the office.

AS Administration Program Budget Justification

RESOURCES

The Assessor's Administration Program is funded entirely by the General Fund.

REQUIREMENTS

Personnel Services increased due to the addition of one FTE, market review increases, and a desk audit updating the Office Specialist 4 position to an Administrative Assistant.

Materials and Services decreased from last year as the scanning project is wrapping up in the 2023-24 budget. This decrease was slightly offset by the cost of migrating the legacy A&T system to the cloud, which will last for the next three fiscal years.

MARION COUNTY FY 2024-25 BUDGET

BY DEPARTMENT

ASSESSOR'S OFFICE

KEY DEPARTMENT ACCOMPLISHMENTS

- Revenue Generation - As of January 1, 2024 (2023-24 Tax Year) we were able to successfully value property within Marion County and certify a tax roll with a total Real Market Value (RMV) over \$69.70 billion, this is up 5.67% since the 2022-23 tax year. Total tax collectible for 2023-24 tax year was \$543,201,779.58.
- Staffing- For the several years the Assessor/Tax Office has had great morale between the team despite circumstances outside our control. We've been staffed between 95% - 100% for multiple years with attrition primarily coming from retirements. In the past year we have had several key people retire and successfully hired in those vacated positions.
- Technology- Technological change continues to be viewed by this office as a key to retention, productivity, and consistency. In this regard we have continued to use EagleView (flights every other year), ArcGIS, digitized documents, and the use of field devices (iPads). We continue to use heavily use iPads with data service and streamline processes; all appraisers within our office have access in the field to digital documents, reference data and have live maps. They also have been able to collect and submit data electronically. The use of digital documents and iPads has succeeded in saving substantial time in printing, saving, filing, rearranging, and finding documents. We have signed a contract with Data Cloud Solutions for their Mobile Assessor field application, this project was intended to be started June of 2022 and since has been put on hold until the successful implantation in a production environment by our partner counties Deschutes and Polk.
- Customer Service - Our team is responsible for creating big efficiencies like digitizing records, automating metadata, and reducing manual input. Creating and maintaining a property records website that is one of the best in the state, this provides data the public needs and reduces call volumes so our staff can focus on their job at hand. We continue to provide excellent customers services whether by phone or in person. When a citizen finishes their business, it is our goal that when leaving either the Tax and Assessment Office they feel heard and have been helped. This office would not be as successful without every team member within our office, each one playing a vital role, taking ownership, and believing in the product and the job they do and provide.
- Digital Records Storage - Historical cadastral maps have been digitized and retained withing Laserfiche for easy search access. Internal departments have access to these maps, these maps are easily accessible to send electronically to external customers. Most importantly the retention and preservation of delicate historical cadastral maps.

MARION COUNTY FY 2024-25 BUDGET

BY DEPARTMENT

ASSESSOR'S OFFICE

KEY INDICATORS

1: Growth of Property Tax Assessment

Definition and Purpose

The estimation of anticipated tax revenues is a complex series of calculations with many fluctuating variables. However, the factors that most strongly influence changes in total tax collections year to year are:

- Changing market values. The direction and speed of property sales price changes impact the proportion of properties that incur the full annual 3% assessed value growth permitted under Measure 50, as well as the proportion that experience the limitations imposed by Measure 5. In a rising market, especially one that continues for several years, more properties will experience 3% assessed value growth per Measure 50, and fewer will experience Measure 5 tax rate "compression". The opposite occurs in a declining market.

- Construction activity. Certain legal or physical changes to property result in exceptions to the 3% assessed value annual growth limitation of Measure 50. From the standpoint of total tax revenues, the most significant is typically new construction. The assessed value of new construction is calculated based on the estimated real market value as of January 1 of the first year that it is included in the tax roll, multiplied by the average ratio between real market value and maximum assessed value for all unchanged property in the county of the same property class.

- Changing tax rates. If one of the taxing districts in which a property is located changes its total tax rate, either up or down, this can have a substantial impact on the tax assessment of that property. The most common situations are when a new bond levy is passed, an existing levy retires, or a tax district is created or dissolved. County-wide, this can have a significant impact, especially if the district experiencing the change encompasses many properties.

Significance

Property taxes play a significant role in providing the resources necessary to create and maintain a safe, healthy, and productive quality of life within our community. However, the property tax system is extremely complex. Marion County Strategic Plan Goal #6 states: "Provide efficient, effective, and responsive government through stewardship and accountability." Therefore, the Assessor's Office expends considerable effort in providing information to educate and inform the public on the functions and responsibilities of our office, the various statutes regarding how values are calculated, as well as the current and historical values and taxes associated with individual properties.

Data Units Fiscal Year

Tax Accounts: This number includes existing accounts as of the prior year's tax roll, plus new additions during the year, minus any retirements or combinations. New accounts can include anything from a new subdivision, to a new business personal property account, to a new utility operating within the county.

FY 20-21 Actual	FY 21-22 Actual	FY 22-23 Actual	FY 23-24 Estimate	FY 24-25 Estimate
134,158	129,000	130,473	130,373	137,557

Building Permits: The majority of the permits are for construction of buildings and structures that will add value. Some permits may be for ongoing maintenance and repair, which although not taxable are required to be inspected to confirm whether or not the permit is limited to maintenance and repair activity only.

FY 20-21 Actual	FY 21-22 Actual	FY 22-23 Actual	FY 23-24 Estimate	FY 24-25 Estimate
3,027	2,870	3,155	4,122	3,500

MARION COUNTY FY 2024-25 BUDGET

BY DEPARTMENT

ASSESSOR'S OFFICE

Real Market Value: The market value for all taxable property within Marion County. This indicates the value that the Assessor's Office believes the property would sell for on the open market as of January 1 of the assessment year.

FY 20-21 Actual	FY 21-22 Actual	FY 22-23 Actual	FY 23-24 Estimate	FY 24-25 Estimate
53,148,678,076 4.87%	55,489,276,451 4.40%	57,702,818,724 3.99%	60,686,725,580 5.17%	63,721,080,000 5.00%

Assessed Value of Exceptions: New assessed value represented by statutory exceptions to the 3% annual increase rule of Measure 50. Exceptions include partitions, new construction, building additions, properties coming off exemption or special assessment, changes of use conforming to new zoning, and omitted property returned to the tax roll. Individual exceptions can increase or decrease assessed value.

FY 20-21 Actual	FY 21-22 Actual	FY 22-23 Actual	FY 23-24 Estimate	FY 24-25 Estimate
683,893,446	339,791,348	986,039,307	1,138,311,640	800,000,000

Assessed Value: The value to which tax rates are applied. This figure increases each year with the maximum 3% growth allowed under Measure 50, plus the value of exceptions. Assessed value is also impacted by the limitations imposed by Measure 5 as well as exemptions, special assessments, and deferrals.

FY 20-21 Actual	FY 21-22 Actual	FY 22-23 Actual	FY 23-24 Estimate	FY 24-25 Estimate
27,618,295,240 4.21%	28,765,707,802 4.15%	30,223,197,362 5.07%	31,758,640,918 5.08%	33,286,410,000 4.81%

Total County Revenue: The county revenue is made up of the gross revenue calculated from the total county assessed value minus Urban Renewal division of tax and compression, plus additional taxes from farm disqualification and late filing fees.

FY 20-21 Actual	FY 21-22 Actual	FY 22-23 Actual	FY 23-24 Estimate	FY 24-25 Estimate
79,452,720.69 4.18%	82,935,579.06 4.38%	87,214,216.99 5.16%	91,280,214.41 4.66%	95,499,835.80 4.62%

Explanation of Trends and Changes

Building permit and new construction numbers have increased consistently year over year. Commercial growth is the strongest in the County.

Real Market Value is expected to show average growth of about 5.00%, and Measure 50 Assessed Value indicates a steady growth of about 4.8%

MARION COUNTY FY 2024-25 BUDGET

BY DEPARTMENT

ASSESSOR'S OFFICE

Resources by Fund Detail

100 - General Fund	Actual FY 21-22	Actual FY 22-23	Budget FY 23-24	Proposed FY 24-25
Intergovernmental Federal				
331404 County American Rescue Plan	118,768	0	0	0
Intergovernmental Federal Total	118,768	0	0	0
General Fund Transfers				
381100 Transfer from General Fund	7,021,226	7,671,793	8,861,497	8,775,201
General Fund Transfers Total	7,021,226	7,671,793	8,861,497	8,775,201
General Fund Total	7,139,993	7,671,793	8,861,497	8,775,201
Assessor's Office Grand Total	7,139,993	7,671,793	8,861,497	8,775,201

MARION COUNTY FY 2024-25 BUDGET

BY DEPARTMENT

ASSESSOR'S OFFICE

Requirements by Fund Detail

100 - General Fund	Actual FY 21-22	Actual FY 22-23	Budget FY 23-24	Proposed FY 24-25
Personnel Services				
Salaries and Wages				
511110 Regular Wages	2,634,391	2,888,609	3,971,959	4,047,242
511115 Pandemic Recognition Pay	78,000	0	0	0
511120 Temporary Wages	9,613	7,341	14,923	3,003
511130 Vacation Pay	208,743	233,358	0	0
511140 Sick Pay	110,529	160,691	0	0
511141 Emergency Sick Pay	14,008	0	0	0
511150 Holiday Pay	168,456	185,021	0	0
511160 Comp Time Pay	441	0	0	0
511210 Compensation Credits	44,382	46,175	49,008	42,290
511240 Leave Payoff	18,059	6,852	20,156	0
511290 Health Insurance Waiver Pay	12,300	12,599	12,000	14,400
511410 Straight Pay	0	129	0	0
511420 Premium Pay	5,479	3,637	3,030	4,830
Salaries and Wages Total	3,304,401	3,544,412	4,071,076	4,111,765
Fringe Benefits				
512010 Fringe Benefits Budget Only	0	0	8,925	0
512110 PERS	741,629	794,794	1,011,979	1,026,740
512120 401K	22,348	25,200	26,900	26,568
512130 PERS Debt Service	174,340	230,733	185,518	229,821
512200 FICA	244,910	264,120	305,544	310,965
512300 Paid Leave Oregon	0	7,853	16,285	15,826
512310 Medical Insurance	799,264	819,410	903,600	892,584
512320 Dental Insurance	64,125	65,738	76,800	75,264
512330 Group Term Life Insurance	5,763	6,355	6,898	7,378
512340 Long Term Disability Insurance	11,822	12,887	14,360	15,365
512400 Unemployment Insurance	9,946	10,387	6,048	5,930
512520 Workers Comp Insurance	988	993	1,650	1,650
512600 Wellness Program	2,030	2,063	2,200	2,200
512610 Employee Assistance Program	1,894	1,938	2,035	2,035
512700 County HSA Contributions	8,450	8,342	7,150	13,220
Fringe Benefits Total	2,087,509	2,250,811	2,575,892	2,625,546
Personnel Services Total	5,391,910	5,795,223	6,646,968	6,737,311
Materials and Services				
Supplies				
521010 Office Supplies	12,533	8,624	13,000	13,000
521030 Field Supplies	972	1,061	1,000	1,500
521070 Departmental Supplies	3,118	2,486	3,000	0
521190 Publications	1,419	1,589	1,450	1,600

MARION COUNTY FY 2024-25 BUDGET

BY DEPARTMENT

ASSESSOR'S OFFICE

100 - General Fund	Actual FY 21-22	Actual FY 22-23	Budget FY 23-24	Proposed FY 24-25
Materials and Services				
521300 Safety Clothing	99	0	0	0
Supplies Total	18,141	13,759	18,450	16,100
Materials				
522060 Sign Materials	0	71	0	0
522150 Small Office Equipment	20,062	12,636	10,450	9,645
522170 Computers Non Capital	6,972	15,299	12,200	50,024
522180 Software	311	5,187	310	1,350
Materials Total	27,344	33,193	22,960	61,019
Communications				
523010 Telephone Equipment	0	1,575	1,185	1,185
523020 Phone and Communication Svcs	244	174	250	200
523040 Data Connections	2,881	2,555	2,880	2,880
523050 Postage	10,286	18,227	27,500	5,500
523060 Cellular Phones	11,775	11,241	11,850	11,850
523090 Long Distance Charges	306	263	480	480
Communications Total	25,492	34,034	44,145	22,095
Utilities				
524010 Electricity	26,087	29,478	31,900	30,144
524020 City Operations and St Lights	62	68	74	87
524040 Natural Gas	267	243	703	692
524050 Water	457	442	517	483
524070 Sewer	1,037	948	1,003	1,083
524090 Garbage Disposal and Recycling	2,168	1,919	1,841	2,793
Utilities Total	30,078	33,098	36,038	35,282
Contracted Services				
525156 Bank Services	44,024	60,726	50,000	50,000
525360 Public Works Services	59,366	34,124	66,000	66,000
525430 Programming and Data Services	9,184	90,588	300,000	0
525449 Microsoft 365	0	0	0	31,860
525450 Subscription Services	10,336	11,027	11,230	11,230
525510 Legal Services	3,740	4,396	3,800	3,800
525710 Printing Services	16,197	16,022	21,895	20,300
525715 Advertising	3,453	2,635	5,000	5,500
525735 Mail Services	85,329	91,319	87,800	110,800
525740 Document Disposal Services	1,416	6,501	700	1,300
525999 Other Contracted Services	4,800	6,400	6,400	6,400
Contracted Services Total	237,844	323,738	552,825	307,190
Repairs and Maintenance				
526010 Office Equipment Maintenance	0	0	100	100

MARION COUNTY FY 2024-25 BUDGET

BY DEPARTMENT

ASSESSOR'S OFFICE

100 - General Fund	Actual FY 21-22	Actual FY 22-23	Budget FY 23-24	Proposed FY 24-25
Materials and Services				
526021 Computer Software Maintenance	314,368	215,772	226,540	273,293
526030 Building Maintenance	75	2,049	1,000	1,000
Repairs and Maintenance Total	314,443	217,821	227,640	274,393
Rentals				
527120 Motor Pool Mileage	868	3,147	2,000	4,000
527130 Parking	0	61	150	150
527140 County Parking	13,200	13,200	13,200	13,200
527240 Condo Assn Assessments	38,196	34,583	38,936	62,014
527300 Equipment Rental	7,226	7,226	7,440	7,300
527999 GASB 87 Adjustment	(7,226)	0	0	0
Rentals Total	52,265	58,217	61,726	86,664
Insurance				
528210 Public Official Bonds	1,750	1,750	1,750	1,750
528220 Notary Bonds	192	0	150	150
Insurance Total	1,942	1,750	1,900	1,900
Miscellaneous				
529110 Mileage Reimbursement	11,677	14,678	21,750	17,250
529130 Meals	228	1,457	1,020	1,400
529140 Lodging	3,419	8,898	6,700	6,400
529210 Meetings	830	703	900	900
529220 Conferences	5,950	4,225	5,850	5,200
529230 Training	10,648	18,077	12,700	13,870
529300 Dues and Memberships	8,129	8,110	8,455	8,155
529650 Pre Employment Costs	260	290	560	560
529880 Recording Charges	23,776	22,256	25,000	25,000
529910 Awards and Recognition	397	2,111	1,742	1,403
Miscellaneous Total	65,314	80,805	84,677	80,138
Materials and Services Total	772,864	796,415	1,050,361	884,781
Administrative Charges				
611100 County Admin Allocation	59,390	71,704	89,807	95,411
611200 BS Admin Allocation	0	0	0	24,349
611210 Facilities Mgt Allocation	72,645	80,111	85,069	73,733
611220 Custodial Allocation	57,497	56,973	68,157	62,272
611230 Courier Allocation	2,367	4,201	4,341	3,816
611240 Grounds Maintenance Allocation	0	0	0	1,795
611250 Risk Management Allocation	10,215	7,859	9,840	8,898
611260 Human Resources Allocation	84,927	90,811	109,915	122,170
611300 Legal Services Allocation	72,308	90,104	110,013	127,190
611400 Information Tech Allocation	175,456	185,343	198,993	178,972
611410 FIMS Allocation	55,040	77,727	63,609	74,501

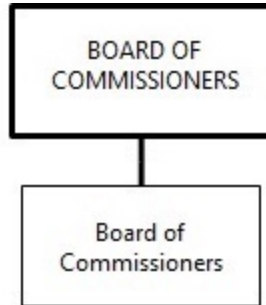
MARION COUNTY FY 2024-25 BUDGET

BY DEPARTMENT

ASSESSOR'S OFFICE

100 - General Fund	Actual FY 21-22	Actual FY 22-23	Budget FY 23-24	Proposed FY 24-25
Administrative Charges				
611420 Telecommunications Allocation	19,611	19,977	11,443	10,605
611430 Technology Solution Allocation	220,137	237,234	202,532	105,607
611600 Finance Allocation	70,682	88,938	97,264	105,697
611800 MCBEE Allocation	171	145	54,831	66,328
612100 IT Equipment Use Charges	28,747	29,734	14,054	35,165
614100 Liability Insurance Allocation	24,500	24,000	27,200	38,300
614200 WC Insurance Allocation	14,300	15,300	17,100	18,300
Administrative Charges Total	967,993	1,080,159	1,164,168	1,153,109
Debt Service Principal				
541200 Lease Financing Principal	7,121	0	0	0
Debt Service Principal Total	7,121	0	0	0
Debt Service Interest				
542200 Lease Interest	111	(5)	0	0
Debt Service Interest Total	111	(5)	0	0
General Fund Total	7,139,998	7,671,793	8,861,497	8,775,201
Assessor's Office Grand Total	7,139,998	7,671,793	8,861,497	8,775,201

BOARD OF COMMISSIONERS OFFICE



MISSION STATEMENT

Provide leadership on critical public policy issues, ensure fiscal accountability, and promote citizen empowerment to enhance the health, safety, and livability of our communities.

GOALS AND OBJECTIVES

- Goal 1 Leadership - Focus leadership on critical policy issues, promote public engagement, and strengthen the county through collaboration with residents, businesses, and other governmental entities.
- Objective 1 Work with state and county leaders to ensure the necessary systems are in place once HB 4002 goes into effect.
 - Objective 2 Work with local, regional, and state partners to address the homeless crisis in our community.
 - Objective 3 Serve as the Local Public Health and Mental Health Authority and provide direction to county committees and councils, including Solid Waste Management Advisory Council, Marion County Public Safety Coordinating Council, Parks Commission, and the Housing Initiative.
 - Objective 4 Identify and secure funding for the Gates/Mill City sewer project, while continuing to fund home rebuilds for wildfire victims.
 - Objective 5 Collaborate with partners to find solutions for Marion County's solid waste management needs.
- Goal 2 Communication - Ensure openness and transparency in government by communicating timely and accurate information to the media, residents, and employees.
- Objective 1 Update the communications outreach plan for internal and external communications. Develop a structured schedule for communications with departments and design and implement a strategic plan to raise awareness of county programs and initiatives.
 - Objective 2 Continue to expand the use of county digital infrastructure including web presence and social media.
 - Objective 3 Continue producing Marion County TODAY three times a year along with other specialized communications for constituents.
- Goal 3 Enterprise Approach - Lead and manage the county business functions more efficiently and effectively to enhance accountability and stewardship of county resources.
- Objective 1 Develop an annual budget that ensures fiscal accountability by analyzing future service and capital program needs, sustains budget integrity, and preserves the long-term financial stability of the county.
 - Objective 2 Collaborate with the sheriff's office and HR to recruit and train staff for the Marion County Jail.
 - Objective 3 Continue management and organizational audits, including review of county departments, programs, and initiatives.

MARION COUNTY FY 2024-25 BUDGET
BY DEPARTMENT
BOARD OF COMMISSIONERS OFFICE

Objective 4 Provide leadership development opportunities for the executive team.

Goal 4 Community and Economic Development - Establish a well-run and effective Community Development Division that is responsive to community needs, assists low to moderate income residents with housing, coordinates the county's wildfire response, and provides opportunities to enhance the quality of life for county residents.

Objective 1 Promote down payment assistance and home rehab programs.

Objective 2 Implement the county's American Rescue Plan Act (ARPA) grant awards for projects selected by the Board of Commissioners. Execute contracts, monitor progress, and ensure reporting and monitoring requirements are met leading to the successful completion of the ARPA projects by December 2026.

Objective 3 Review plans and contracts for the Detroit marina excavation.

Objective 4 Identify programs and opportunities to promote homeownership.

Goal 5 Behavioral & Community Health needs - promote the overall health of people in Marion County.

Objective 1 Identify funding streams and gaps to ensure the behavioral health needs of the community are met.

Objective 2 Work towards sustainable solutions to homelessness and life skills development.

Objective 3 Work with legislators to simplify the civil commitment process in preparation for the 2025 session.

MARION COUNTY FY 2024-25 BUDGET

BY DEPARTMENT

BOARD OF COMMISSIONERS OFFICE

DEPARTMENT OVERVIEW

The three members of the Board of Commissioners are the elected representatives of all Marion County residents. The board sets policy for the administration and operation of county government. Marion County operates as a general law county within the framework of the Oregon Constitution and Oregon Revised Statutes. The board is responsible for all three branches of county government: legislative, executive, and quasi-judicial. Formal board sessions are held weekly for official action to adopt ordinances, resolutions, and orders pertaining to county policy, operations, and administration. In addition, the board serves as the primary mechanism for encouraging citizen participation and input to local government through advisory boards, commissions, and committees and provides frequent opportunities for individuals and organizations to comment on matters of public concern.

The Chief Administrative Officer supervises department heads and implements and administers county policy as directed by the Board of Commissioners. The Chief Administrative Officer is the appointed budget officer and is responsible for proposing and monitoring the annual budget. Other programs and services provided by the board's office include intergovernmental relations, federal grant management, economic development, community mobilization, constituent services, strategic planning, public information and media relations, timely and accurate public notice, public records, and personnel administration. The office also provides clerical and program support for the commissioners, executive staff, boards, and commissions.

MARION COUNTY FY 2024-25 BUDGET

BY DEPARTMENT

BOARD OF COMMISSIONERS OFFICE

RESOURCE AND REQUIREMENT SUMMARY

Board of Commissioners Office	FY 21-22 ACTUAL	FY 22-23 ACTUAL	FY 23-24 BUDGET	FY 24-25 PROPOSED	+/- %
RESOURCES					
Intergovernmental Federal	715,860	9,531	0	0	n.a.
Intergovernmental State	2,573,096	15,285	0	0	n.a.
Charges for Services	3,118	3,151	3,271	3,271	0.0%
Admin Cost Recovery	2,057,999	2,396,710	3,151,386	3,291,244	4.4%
Interest	3,168	0	0	0	n.a.
General Fund Transfers	518,814	569,477	590,587	592,039	0.2%
Other Fund Transfers	0	0	86,241	82,584	-4.2%
Financing Proceeds	182,954	0	0	0	n.a.
Net Working Capital	979,340	(164)	0	0	n.a.
TOTAL RESOURCES	7,034,350	2,993,991	3,831,485	3,969,138	3.6%
REQUIREMENTS					
Personnel Services					
Salaries and Wages	1,598,227	1,424,824	1,861,764	1,867,305	0.3%
Fringe Benefits	870,690	824,720	1,148,276	1,151,404	0.3%
Total Personnel Services	2,468,917	2,249,545	3,010,040	3,018,709	0.3%
Materials and Services					
Supplies	9,892	10,089	8,552	8,900	4.1%
Materials	10,201	10,138	7,500	16,754	123.4%
Communications	8,753	9,405	8,252	10,530	27.6%
Utilities	23,428	22,058	24,044	23,542	-2.1%
Contracted Services	489,487	13,130	62,875	69,766	11.0%
Repairs and Maintenance	5,457	781	4,000	6,000	50.0%
Rentals	50,565	42,574	46,079	53,478	16.1%
Insurance	0	167	120	100	-16.7%
Miscellaneous	48,913	33,850	41,199	46,200	12.1%
Total Materials and Services	646,695	142,194	202,621	235,270	16.1%
Administrative Charges	493,631	602,524	618,824	715,159	15.6%
Capital Outlay	1,892,478	0	0	0	n.a.
Debt Service Principal	44,203	0	0	0	n.a.
Debt Service Interest	1,068	(271)	0	0	n.a.
Transfers Out	877,803	0	0	0	n.a.
TOTAL REQUIREMENTS	6,424,795	2,993,991	3,831,485	3,969,138	3.6%
FTE	20.00	18.00	18.00	18.00	0.0%

MARION COUNTY FY 2024-25 BUDGET

BY DEPARTMENT

BOARD OF COMMISSIONERS OFFICE

FUNDS

Fund Name	FY 21-22 ACTUAL	FY 22-23 ACTUAL	FY 23-24 BUDGET	FY 24-25 PROPOSED	% of Total
RESOURCES					
FND 170 Community Development	4,393,960	(83)	0	0	n.a
FND 580 Central Services	2,640,390	2,994,074	3,831,485	3,969,138	100.0%
TOTAL RESOURCES	7,034,350	2,993,991	3,831,485	3,969,138	100.0%
REQUIREMENTS					
FND 170 Community Development	3,784,324	(83)	0	0	n.a
FND 580 Central Services	2,640,470	2,994,074	3,831,485	3,969,138	100.0%
TOTAL REQUIREMENTS	6,424,794	2,993,991	3,831,485	3,969,138	100.0%

PROGRAMS

	FY 21-22 ACTUAL	FY 22-23 ACTUAL	FY 23-24 BUDGET	FY 24-25 PROPOSED	+/- %
RESOURCES					
Board of Commissioners	2,640,390	2,994,074	3,831,485	3,969,138	3.6%
Community Development Grants	348,927	0	0	0	n.a.
Santiam Wildfire Recovery	3,862,078	0	0	0	n.a.
Santiam Wildfire Housing	182,954	(83)	0	0	n.a.
TOTAL RESOURCES	7,034,350	2,993,991	3,831,485	3,969,138	3.6%
REQUIREMENTS					
Board of Commissioners	2,640,470	2,994,074	3,831,485	3,969,138	3.6%
Community Development Grants	278,927	0	0	0	n.a.
Santiam Wildfire Recovery	3,322,359	0	0	0	n.a.
Santiam Wildfire Housing	183,037	(83)	0	0	n.a.
TOTAL REQUIREMENTS	6,424,794	2,993,991	3,831,485	3,969,138	3.6%

MARION COUNTY FY 2024-25 BUDGET

BY DEPARTMENT

BOARD OF COMMISSIONERS OFFICE

Board of Commissioners Program

- Executive functions: (1) Set the strategic direction and business priorities of the county; (2) Adopt the annual budget, exercise sound financial management, and build the county's fiscal strength; (3) Maintain a quality workforce and equip county employees with the tools, skills, workspace, and resources needed to do their jobs safely and well; (4) Provide leadership in critical public policy areas; (5) Appoint members of citizen advisory panels, hearings examiners, budget committee members, and the members of the Board of Equalization; and (6) Act as the board of directors for the Marion County Housing Authority and six special service districts, including Brooks Community Service District, Labish Village Sewage & Drainage District, Fargo Interchange Service District, East Salem Service District, Illahe Hills Street Lighting District, and Marion County Extension & 4-H Service District.
- Legislative functions: (1) Enact ordinances that have the force of law in the county; (2) Carefully plan and manage land use in Marion County; (3) Serve as the Local Public Health Authority; and (4) Serve as the Local Mental Health Authority.
- Quasi-judicial Functions: (1) Serve as land use appeals board of last resort for unincorporated Marion County lands; (2) Implement special district formation; and (3) Approve road vacations, street improvements, and road legalization.
- Collaboration and partnership functions: (1) Provide county leadership that is accessible, considers the interests of residents, strives to resolve concerns, ensures that actions are responsive, and delivered through quality customer service; (2) Respond to constituent needs and concerns, including fact-finding, negotiation/mediation, and problem solving; (3) Represent county interests to other agencies and organizations at the local, regional, state, and national levels; (4) Engage and inform citizens and local jurisdictions on items of countywide importance, increase public awareness of county services, and enhance the public perception of the county through proactive efforts; (5) Partner to create investments in workforce, jobs, and community infrastructure to support a diverse and thriving economy; and (6) Adopt the mandated biennial Sheriff's Office Community Corrections Plan and the Juvenile Department's Crime Prevention Plan. These are countywide plans for public safety policy, planning, coordination, and implementation of resources that include partners such as the Sheriff, local police chiefs, District Attorney, Health and Human Services Department, Juvenile Department, local businesses, and citizen advocates.

Program Summary

Board of Commissioners Office

Program: Board of Commissioners

	FY 21-22 ACTUAL	FY 22-23 ACTUAL	FY 23-24 BUDGET	FY 24-25 PROPOSED	+/- %
RESOURCES					
Intergovernmental Federal	60,459	9,531	0	0	n.a.
Intergovernmental State	0	15,285	0	0	n.a.
Charges for Services	3,118	3,151	3,271	3,271	0.0%
Admin Cost Recovery	2,057,999	2,396,710	3,151,386	3,291,244	4.4%
General Fund Transfers	518,814	569,477	590,587	592,039	0.2%
Other Fund Transfers	0	0	86,241	82,584	-4.2%
Net Working Capital	0	(81)	0	0	n.a.
TOTAL RESOURCES	2,640,390	2,994,074	3,831,485	3,969,138	3.6%
REQUIREMENTS					
Personnel Services	2,026,724	2,249,545	3,010,040	3,018,709	0.3%
Materials and Services	126,797	142,194	202,621	235,270	16.1%
Administrative Charges	486,761	602,524	618,824	715,159	15.6%
Debt Service Interest	188	(188)	0	0	n.a.
TOTAL REQUIREMENTS	2,640,471	2,994,074	3,831,485	3,969,138	3.6%
FTE	16.00	18.00	18.00	18.00	0.0%

MARION COUNTY FY 2024-25 BUDGET
 BY DEPARTMENT
 BOARD OF COMMISSIONERS OFFICE

FTE By Position Title By Program

Program: Board of Commissioners	
Position Title	FTE
Administrative Services Manager	1.00
Chief Administrative Officer	1.00
County Commissioner	3.00
County Operations Manager	1.00
Deputy County Administrative Officer	1.00
Management Analyst 1 (Confidential)	1.00
Office Specialist 3	3.00
Office Specialist 4 (Confidential)	1.00
Policy Analyst	1.00
Policy Analyst Sr	5.00
Program Board of Commissioners FTE Total:	18.00

FTE Changes

There are no changes in FTE.

Board of Commissioners Program Budget Justification

RESOURCES

Revenue for the board's office budget includes Charges for Services, General Fund Transfers, and Administrative Cost Recovery. Charges for Services is for administrative support provided to Courthouse Square Condominium Association. Other Fund Transfers comprises Oregon Housing and Community Services (OHCS) grant funding to cover staff time associated with Santiam Wildfire Recovery efforts. The General Fund support covers the commissioners' salaries and benefits. Administrative Cost Recovery funds all other personnel and materials and services in the board's office.

REQUIREMENTS

Materials and Services increased due to computer replacements and Microsoft 365 Office software.

MARION COUNTY FY 2024-25 BUDGET

BY DEPARTMENT

BOARD OF COMMISSIONERS OFFICE

Community Development Grants Program

Program Summary

Board of Commissioners Office

Program: Community Development Grants

	FY 21-22 ACTUAL	FY 22-23 ACTUAL	FY 23-24 BUDGET	FY 24-25 PROPOSED	+/- %
RESOURCES					
Intergovernmental Federal	278,927	0	0	0	n.a.
Net Working Capital	70,000	0	0	0	n.a.
TOTAL RESOURCES	348,927	0	0	0	n.a.
REQUIREMENTS					
Personnel Services	149,991	0	0	0	n.a.
Materials and Services	122,066	0	0	0	n.a.
Administrative Charges	6,870	0	0	0	n.a.
TOTAL REQUIREMENTS	278,927	0	0	0	n.a.
FTE	2.00	0.00	0.00	0.00	n.a.

Community Development Grants Program Budget Justification

RESOURCES

The Community Development Grants Program, all functions, and staff moved to the Community Services Department as of Fiscal Year 2022-23.

MARION COUNTY FY 2024-25 BUDGET
 BY DEPARTMENT
 BOARD OF COMMISSIONERS OFFICE

Santiam Wildfire Recovery Program

Program Summary

Board of Commissioners Office

Program: Santiam Wildfire Recovery

	FY 21-22 ACTUAL	FY 22-23 ACTUAL	FY 23-24 BUDGET	FY 24-25 PROPOSED	+/- %
RESOURCES					
Intergovernmental Federal	376,474	0	0	0	n.a.
Intergovernmental State	2,573,096	0	0	0	n.a.
Interest	3,168	0	0	0	n.a.
Net Working Capital	909,340	0	0	0	n.a.
TOTAL RESOURCES	3,862,078	0	0	0	n.a.
REQUIREMENTS					
Personnel Services	292,201	0	0	0	n.a.
Materials and Services	442,832	0	0	0	n.a.
Capital Outlay	1,709,524	0	0	0	n.a.
Transfers Out	877,803	0	0	0	n.a.
TOTAL REQUIREMENTS	3,322,359	0	0	0	n.a.
FTE	2.00	0.00	0.00	0.00	n.a.

Santiam Wildfire Recovery Program Budget Justification

RESOURCES

The Santiam Wildfire Recovery Program, all functions, and staff moved to the Community Services Department as of Fiscal Year 2022-23.

MARION COUNTY FY 2024-25 BUDGET

BY DEPARTMENT

BOARD OF COMMISSIONERS OFFICE

KEY DEPARTMENT ACCOMPLISHMENTS

- **Tax Reset for Santiam Canyon Wildfire Survivors Signed into Law**
The Board of Commissioners advocated for the signing of Senate Bill 1545, which tackles the pressing issue of property tax assessments for those impacted by the 2020 Labor Day wildfires. Oregon's current tax laws often lead to substantial property tax hikes for those rebuilding post-disaster. SB 1545 offers relief by allowing fire-affected residents to reset their property taxes to pre-fire levels based on original property values.
- **Allocated Money to Help Houseless Women and Children**
The Board of Commissioners allocated over \$1.4 million to Simonka Place. The funding aims to enhance facilities and services for homeless women and children through Union Gospel Mission's Simonka Place. With renovations to accommodate more families and address structural issues, the initiative seeks to provide a nurturing environment for vulnerable individuals while ensuring the long-term sustainability of the facility.
- **Marion County Files Lawsuit against Oregon Health Authority & Oregon State Hospital**
The Board of Commissioners filed a lawsuit against the Oregon Health Authority and the Oregon State Hospital on September 12, 2023, seeking to compel the State to fulfill its legal obligation to evaluate and treat individuals with pending criminal charges who require behavioral health restoration services. The Board emphasized the State's failure to provide sufficient inpatient capacity for such services, leading to negative impacts on public safety and community livability. The lawsuit aims to enforce the State's responsibility to procure necessary resources for behavioral health restoration.
- **Commissioners Make Selection to Fill Sheriff Vacancy**
Lieutenant Nicholas Hunter was selected by the Board of Commissioners to become the new Sheriff, replacing retiring Sheriff Joe Kast. Out of six candidates, Lt. Hunter stood out for his experience and commitment to community service. Commissioners praised his focus on stability and adaptability, with Lt. Hunter emphasizing the importance of understanding problems to find solutions. His official appointment was on June 28, 2023, with the public swearing-in ceremony taking place on June 30, 2023.
- **Commissioner Danielle Bethell Elected President of the Association of Oregon Counties**
Commissioner Danielle Bethell was elected president of the Association of Oregon Counties (AOC) on November 16. She aims to enhance collaboration and resources for behavioral health, housing, and public safety initiatives. As AOC president, she plans to draft policies for the 2025 Oregon legislative session, focusing on improving county services statewide.
- **Investing in Infrastructure**
On August 10, the Board of Commissioners approved the search for a construction executive to manage a project that will upgrade both the drinking and wastewater infrastructure in Brooks. Brooks-Hopmere is the largest unincorporated area in Marion County, and it is also a community that is expected to see significant economic development in the coming years. One deterrent to this growth is the lack of infrastructure to support the types of businesses that can bring jobs to the community. For that reason, using American Rescue Plan Act (ARPA) dollars to help improve outdated or insufficient infrastructure can benefit the community.
- **Creating Opportunity for Small Business**
The Marion County Board of Commissioners established the Chamber Small Business Support Program (CSBSP) for the benefit of small businesses, residents, and the economic development of Marion County. This

MARION COUNTY FY 2024-25 BUDGET

BY DEPARTMENT

BOARD OF COMMISSIONERS OFFICE

initiative aims to foster a conducive economic environment for both residents and businesses. Acknowledging the specific challenges faced by local small businesses, the Commissioners recognize the value of local expertise, particularly from Chambers of Commerce.

- Expanded the Youth Wage Grant Program

The Board of Commissioners expanded the Youth Wage Grant Program. Employers can receive a stipend of \$4 per hour for each eligible youth employee under the Youth Wage Grant program. Program funding is provided by a portion of Marion County's video lottery proceeds designated under state law for economic development activities.

- HB4002 Passage

The Board of Commissioners worked with local and state leaders to ensure HB4002 passed. HB 4002 recriminalizes possession of illicit drugs in some circumstances. Under the bill, those found in possession of small amounts of drugs can be charged with a crime. However, they may have the opportunity to avoid conviction by seeking addiction treatment. The Board of Commissioners office is leading the effort to allocate state funds included in HB4002 and HB5204 for the establishment of Deflection Programs. The Board of Commissioners along with the Sheriff's Office, Health and Human Services and the DA's office are working to establish programs will serve both the community and the individuals. Repeat offenders or those who break probation may serve up to six months in jail.

- Bringing Books to Kids

Through the Emergent Economic Opportunity Program, the Board of Commissioners invested in the Dolly Parton Imagination Library. The program mails a high quality, age-appropriate book to all registered children, addressed to them, at no cost to the child's family. The commissioners want every child to have books, regardless of their family's income or where they live.

MARION COUNTY FY 2024-25 BUDGET
BY DEPARTMENT
BOARD OF COMMISSIONERS OFFICE

KEY INDICATORS

1: Customer Service

Definition and Purpose

Promote a culture of responsive service delivery and quality customer service.

Significance

This key indicator supports the county strategic priority for Customer Service and falls under the Board of Commissioners Office Goal #6 Operational Efficiency: Provide efficient, effective, and responsive government through stewardship and accountability. This key indicator highlights the importance of providing customer service to citizens, visitors, internal customers, and community partners.

Data Units Calendar Year

The number of customer contacts received in the Board of Commissioners' Office.

Contacts: Public Safety

CY 2021 Actual	CY 2022 Actual	CY 2023 Actual	CY 2024 Estimate	CY 2025 Estimate
685	297	550	569	584

Contacts: Health and Community Services

CY 2021 Actual	CY 2022 Actual	CY 2023 Actual	CY 2024 Estimate	CY 2025 Estimate
926	282	605	697	712

Contacts: Public Works and Transportation

CY 2021 Actual	CY 2022 Actual	CY 2023 Actual	CY 2024 Estimate	CY 2025 Estimate
608	199	412	452	467

Contacts: General Government

CY 2020 Actual	CY 2021 Actual	CY 2022 Actual	CY 2023 Actual	CY 2024 Estimate
1367	1240	441	889	1016

Explanation of Trends and Changes

The county website contains a countywide "Contact Us" form that has proven to be popular with constituents. There were a total of 889 recorded contacts via the Marion County website in calendar year 2023. The data above shows the most common contact topics. The General Government category continues to see growth. We continue to see an increase in utilization of the "Contact Us" form as a convenient method for constituents to contact departments and conduct business with Marion County and expect to see contacts continue to increase.

2: Communication

Definition and Purpose

Provide information to media, residents, employees, and community partners via multiple channels. Improve two-way communication opportunities for public engagement.

MARION COUNTY FY 2024-25 BUDGET
BY DEPARTMENT
BOARD OF COMMISSIONERS OFFICE

Significance

This key indicator supports the county strategic priority for communications and falls under the Strategic Plan Goal #6 Operational Efficiency and Quality Service: Provide efficient, effective, and responsive government through stewardship and accountability.

Data Units Calendar Year

Social media likes on Facebook and follows on Instagram.

CY 2021 Actual	CY 2022 Actual	CY 2023 Actual	CY 2024 Estimate	CY 2025 Estimate
Facebook - 12,300 Instagram - 1700	Facebook - 12,900 Instagram - 1,900	Facebook - 13,523 Instagram - 2,273	Facebook - 13,523 Instagram - 2273	- Facebook 14,100 - Instagram 2500

Number of E-Newsletter subscribers.

CY 2021 Actual	CY 2022 Actual	CY 2023 Actual	CY 2024 Estimate	CY 2025 Estimate
41,986	44,021	48545	48545	50,800

Presentations given or external meetings attended by the county commissioners.

CY 2021 Actual	CY 2022 Actual	CY 2023 Actual	CY 2024 Estimate	CY 2025 Estimate
865	1,110	1,050	1,050	1050

Explanation of Trends and Changes

The county continues to see an increase in social media use as an important method of contact with constituents. We expect to continue to see solid, steady growth across social networks as we utilize increased boosted/sponsored content.

3: Organizational and Management Assessments of County Departments

Definition and Purpose

The number of organizational/management assessments and process/product improvement initiatives aimed at maximizing resources and ensuring accountability.

Beginning in 2006, the Board of Commissioners Office began contracting for performance audits of county departments and program activities. These audits assist the board in creating efficiencies, reviewing organizational structures, and making recommendations to improve service delivery in order to make the best use of taxpayer dollars.

Significance

This key indicator supports the county Strategic Plan for Goal #6 Operational Efficiency and Quality Service: Provide efficient, effective, and responsive government through stewardship and accountability.

In an ongoing effort to improve the efficiency and effectiveness of county operations, the Board of Commissioners' Office conducts organizational and management assessments of county departments and activities. The assessments provide valuable data and information that assist in streamlining county operations and improving the use of county resources to meet the needs of Marion County residents.

MARION COUNTY FY 2024-25 BUDGET
 BY DEPARTMENT
 BOARD OF COMMISSIONERS OFFICE

Data Units Fiscal Year

This data set includes a combination of management assessments including organizational/management performance audits, facilitation of administrative service delivery and alignment projects, and process improvement projects. Studies are reported in the fiscal year the contract was initiated. Some studies of large departments with multiple programs and services were conducted over two fiscal year periods.

FY 20-21 Actual	FY 21-22 Actual	FY 22-23 Actual	FY 23-24 Estimate	FY 24-25 Estimate
2	2	3	2	2

Explanation of Trends and Changes

Marion County continues to streamline and increase efficiencies in business processes and practices. The goal of conducting organizational assessments is to reduce waste, improve efficiency and effectiveness, and implement improvements that benefit Marion County residents and lay the foundation for continuous improvement. Assessments were started in the Human Resources Department and the Business Services Department.

MARION COUNTY FY 2024-25 BUDGET

BY DEPARTMENT

BOARD OF COMMISSIONERS OFFICE

Resources by Fund Detail				
170 - Community Development	Actual FY 21-22	Actual FY 22-23	Budget FY 23-24	Proposed FY 24-25
Intergovernmental Federal				
331017 US Dept of HUD	274,819	0	0	0
331235 Oregon Business Devel Dept	360,014	0	0	0
331404 County American Rescue Plan	20,569	0	0	0
Intergovernmental Federal Total	655,402	0	0	0
Intergovernmental State				
332093 Oregon Business Devel Dept	863,572	0	0	0
332094 Oregon Housing Community Svcs	1,709,524	0	0	0
Intergovernmental State Total	2,573,096	0	0	0
Interest				
361000 Investment Earnings	3,168	0	0	0
Interest Total	3,168	0	0	0
Financing Proceeds				
383500 OFS: Lease Financing	182,954	0	0	0
Financing Proceeds Total	182,954	0	0	0
Net Working Capital				
392000 Net Working Capital Unrestr	979,340	(83)	0	0
Net Working Capital Total	979,340	(83)	0	0
Community Development Total	4,393,960	(83)	0	0
580 - Central Services				
	Actual FY 21-22	Actual FY 22-23	Budget FY 23-24	Proposed FY 24-25
Intergovernmental Federal				
331403 Emergency Rental Assistance	25,748	8,526	0	0
331404 County American Rescue Plan	34,711	1,005	0	0
Intergovernmental Federal Total	60,459	9,531	0	0
Intergovernmental State				
332094 Oregon Housing Community Svcs	0	15,285	0	0
Intergovernmental State Total	0	15,285	0	0
Charges for Services				
347101 Central Svcs to Other Agencies	3,118	3,151	3,271	3,271
Charges for Services Total	3,118	3,151	3,271	3,271
Admin Cost Recovery				
411100 County Admin Allocation	2,057,999	2,414,657	3,151,386	3,291,244
411220 Custodial Allocation	0	(25,125)	0	0
411230 Courier Allocation	0	6,034	0	0
411250 Risk Management Allocation	0	1,144	0	0
Admin Cost Recovery Total	2,057,999	2,396,710	3,151,386	3,291,244

MARION COUNTY FY 2024-25 BUDGET

BY DEPARTMENT

BOARD OF COMMISSIONERS OFFICE

580 - Central Services	Actual FY 21-22	Actual FY 22-23	Budget FY 23-24	Proposed FY 24-25
General Fund Transfers				
381100 Transfer from General Fund	518,814	569,477	590,587	592,039
General Fund Transfers Total	518,814	569,477	590,587	592,039
Other Fund Transfers				
381115 Transfer from Non Dept Grants	0	0	86,241	82,584
Other Fund Transfers Total	0	0	86,241	82,584
Net Working Capital				
392000 Net Working Capital Unrestr	0	(81)	0	0
Net Working Capital Total	0	(81)	0	0
Central Services Total	2,640,390	2,994,074	3,831,485	3,969,138
Board of Commissioners Office Grand Total	7,034,350	2,993,991	3,831,485	3,969,138

MARION COUNTY FY 2024-25 BUDGET

BY DEPARTMENT

BOARD OF COMMISSIONERS OFFICE

Requirements by Fund Detail

170 - Community Development	Actual FY 21-22	Actual FY 22-23	Budget FY 23-24	Proposed FY 24-25
Personnel Services				
Salaries and Wages				
511110 Regular Wages	196,816	0	0	0
511115 Pandemic Recognition Pay	4,500	0	0	0
511120 Temporary Wages	88,371	0	0	0
511130 Vacation Pay	729	0	0	0
511140 Sick Pay	2,604	0	0	0
511150 Holiday Pay	10,202	0	0	0
511160 Comp Time Pay	196	0	0	0
511240 Leave Payoff	2,552	0	0	0
Salaries and Wages Total	305,971	0	0	0
Fringe Benefits				
512110 PERS	61,932	0	0	0
512120 401K	4,836	0	0	0
512130 PERS Debt Service	5,926	0	0	0
512200 FICA	22,490	0	0	0
512310 Medical Insurance	34,929	0	0	0
512320 Dental Insurance	2,850	0	0	0
512330 Group Term Life Insurance	331	0	0	0
512340 Long Term Disability Insurance	621	0	0	0
512400 Unemployment Insurance	895	0	0	0
512520 Workers Comp Insurance	67	0	0	0
512600 Wellness Program	79	0	0	0
512610 Employee Assistance Program	74	0	0	0
512700 County HSA Contributions	1,192	0	0	0
Fringe Benefits Total	136,222	0	0	0
Personnel Services Total	442,192	0	0	0
Materials and Services				
Supplies				
521010 Office Supplies	1,874	0	0	0
521070 Departmental Supplies	209	0	0	0
Supplies Total	2,083	0	0	0
Materials				
522150 Small Office Equipment	2,160	0	0	0
522170 Computers Non Capital	359	0	0	0
522180 Software	675	0	0	0
Materials Total	3,194	0	0	0
Communications				
523060 Cellular Phones	1,728	0	0	0
Communications Total	1,728	0	0	0

MARION COUNTY FY 2024-25 BUDGET

BY DEPARTMENT

BOARD OF COMMISSIONERS OFFICE

170 - Community Development	Actual FY 21-22	Actual FY 22-23	Budget FY 23-24	Proposed FY 24-25
Materials and Services				
Utilities				
524010 Electricity	3,578	0	0	0
Utilities Total	3,578	0	0	0
Contracted Services				
525175 Temporary Staffing	61,042	0	0	0
525355 Engineering Services	92,260	0	0	0
525710 Printing Services	2,146	0	0	0
525715 Advertising	2,658	0	0	0
525952 Distributions to Subrecipients	62,901	0	0	0
525999 Other Contracted Services	257,218	0	0	0
Contracted Services Total	478,225	0	0	0
Repairs and Maintenance				
526030 Building Maintenance	204	0	0	0
Repairs and Maintenance Total	204	0	0	0
Rentals				
527210 Building Rental Private	6,789	0	0	0
527400 Land Lease Private	50,000	0	0	0
527999 GASB 87 Adjustment	(45,000)	0	0	0
Rentals Total	11,789	0	0	0
Miscellaneous				
529220 Conferences	250	0	0	0
529230 Training	900	0	0	0
529300 Dues and Memberships	2,810	0	0	0
529590 Special Programs Other	4,500	0	0	0
529650 Pre Employment Costs	74	0	0	0
529860 Permits	10,564	0	0	0
Miscellaneous Total	19,098	0	0	0
Materials and Services Total	519,898	0	0	0
Administrative Charges				
611100 County Admin Allocation	1,612	0	0	0
611230 Courier Allocation	46	0	0	0
611260 Human Resources Allocation	1,633	0	0	0
611410 FIMS Allocation	2,078	0	0	0
611600 Finance Allocation	1,495	0	0	0
611800 MCBEE Allocation	6	0	0	0
Administrative Charges Total	6,870	0	0	0
Capital Outlay				
535200 Purchased Land	1,709,524	0	0	0
538100 Lease expense	182,954	0	0	0
Capital Outlay Total	1,892,478	0	0	0

MARION COUNTY FY 2024-25 BUDGET

BY DEPARTMENT

BOARD OF COMMISSIONERS OFFICE

170 - Community Development	Actual FY 21-22	Actual FY 22-23	Budget FY 23-24	Proposed FY 24-25
Debt Service Principal				
541200 Lease Financing Principal	44,203	0	0	0
Debt Service Principal Total	44,203	0	0	0
Debt Service Interest				
542200 Lease Interest	880	(83)	0	0
Debt Service Interest Total	880	(83)	0	0
Transfers Out				
561305 Transfer to Land Use Planning	14,847	0	0	0
561310 Transfer to Parks	202,312	0	0	0
561330 Transfer to Building Insp	660,644	0	0	0
Transfers Out Total	877,803	0	0	0
Community Development Total	3,784,324	(83)	0	0
580 - Central Services	Actual FY 21-22	Actual FY 22-23	Budget FY 23-24	Proposed FY 24-25
Personnel Services				
Salaries and Wages				
511110 Regular Wages	1,109,137	1,219,378	1,843,384	1,856,242
511115 Pandemic Recognition Pay	21,000	0	0	0
511120 Temporary Wages	10,825	32,960	18,380	8,663
511130 Vacation Pay	41,415	53,042	0	0
511140 Sick Pay	16,868	31,022	0	0
511141 Emergency Sick Pay	868	0	0	0
511150 Holiday Pay	60,638	61,456	0	0
511160 Comp Time Pay	226	337	0	0
511210 Compensation Credits	14,830	5,702	0	0
511240 Leave Payoff	14,819	20,264	0	0
511290 Health Insurance Waiver Pay	1,336	664	0	2,400
511420 Premium Pay	296	0	0	0
Salaries and Wages Total	1,292,257	1,424,824	1,861,764	1,867,305
Fringe Benefits				
512110 PERS	275,668	298,665	465,443	466,826
512120 401K	54,262	63,146	78,828	80,735
512130 PERS Debt Service	57,394	83,618	85,641	104,568
512200 FICA	91,696	100,515	141,637	142,011
512300 Paid Leave Oregon	0	2,902	7,254	5,539
512310 Medical Insurance	224,415	241,380	325,296	309,672
512320 Dental Insurance	17,897	19,264	27,648	26,112
512330 Group Term Life Insurance	2,134	2,349	3,201	3,387
512340 Long Term Disability Insurance	3,824	4,058	6,672	7,055
512400 Unemployment Insurance	3,911	4,168	2,765	2,243
512520 Workers Comp Insurance	289	301	555	570

MARION COUNTY FY 2024-25 BUDGET

BY DEPARTMENT

BOARD OF COMMISSIONERS OFFICE

580 - Central Services	Actual FY 21-22	Actual FY 22-23	Budget FY 23-24	Proposed FY 24-25
Personnel Services				
512600 Wellness Program	531	541	720	720
512610 Employee Assistance Program	496	508	666	666
512700 County HSA Contributions	1,950	3,306	1,950	1,300
Fringe Benefits Total	734,468	824,720	1,148,276	1,151,404
Personnel Services Total	2,026,724	2,249,545	3,010,040	3,018,709
Materials and Services				
Supplies				
521010 Office Supplies	4,428	6,845	5,000	5,000
521070 Departmental Supplies	1,679	1,947	1,500	1,500
521190 Publications	1,701	1,298	2,002	2,250
521210 Gasoline	0	0	50	150
Supplies Total	7,809	10,089	8,552	8,900
Materials				
522150 Small Office Equipment	3,086	4,992	4,000	6,000
522170 Computers Non Capital	3,105	4,684	2,000	9,754
522180 Software	816	462	1,500	1,000
Materials Total	7,007	10,138	7,500	16,754
Communications				
523020 Phone and Communication Svcs	0	340	0	0
523040 Data Connections	2,599	4,863	2,522	5,000
523050 Postage	15	0	150	150
523060 Cellular Phones	3,996	3,794	4,980	4,980
523090 Long Distance Charges	415	408	600	400
Communications Total	7,025	9,405	8,252	10,530
Utilities				
524010 Electricity	17,408	19,669	21,285	20,113
524020 City Operations and St Lights	41	45	49	58
524040 Natural Gas	178	162	469	462
524050 Water	305	295	344	323
524070 Sewer	692	633	669	723
524090 Garbage Disposal and Recycling	1,226	1,254	1,228	1,863
Utilities Total	19,850	22,058	24,044	23,542
Contracted Services				
525330 Transportation Services	0	30	0	0
525449 Microsoft 365	0	0	0	9,998
525450 Subscription Services	5,299	4,005	6,500	3,000
525710 Printing Services	1,111	3,837	2,000	2,000
525715 Advertising	669	1,199	20,000	27,368
525735 Mail Services	1,308	1,216	1,400	1,000
525740 Document Disposal Services	90	242	400	500

MARION COUNTY FY 2024-25 BUDGET

BY DEPARTMENT

BOARD OF COMMISSIONERS OFFICE

580 - Central Services	Actual FY 21-22	Actual FY 22-23	Budget FY 23-24	Proposed FY 24-25
Materials and Services				
525930 Fair Events and Activities	0	0	0	100
525999 Other Contracted Services	2,785	2,602	32,575	25,800
Contracted Services Total	11,262	13,130	62,875	69,766
Repairs and Maintenance				
526030 Building Maintenance	5,254	781	4,000	6,000
Repairs and Maintenance Total	5,254	781	4,000	6,000
Rentals				
527120 Motor Pool Mileage	1,578	554	2,000	2,000
527130 Parking	42	43	100	100
527240 Condo Assn Assessments	25,486	23,075	25,979	41,378
527300 Equipment Rental	18,072	12,501	18,000	10,000
Rentals Total	45,178	36,173	46,079	53,478
Insurance				
528220 Notary Bonds	0	167	120	100
Insurance Total	0	167	120	100
Miscellaneous				
529110 Mileage Reimbursement	1,458	2,342	2,000	3,000
529120 Commercial Travel	415	2,585	5,500	5,500
529130 Meals	3,277	4,359	4,500	5,250
529140 Lodging	6,160	9,419	6,550	7,500
529210 Meetings	5,103	8,707	6,000	8,000
529220 Conferences	5,108	8,914	8,000	8,000
529230 Training	229	358	1,000	1,200
529300 Dues and Memberships	1,154	1,779	4,899	5,000
529650 Pre Employment Costs	256	125	500	500
529740 Fairs and Shows	160	699	1,000	1,250
529910 Awards and Recognition	202	856	1,250	1,000
Miscellaneous Total	23,522	40,143	41,199	46,200
Materials and Services Total	126,905	142,086	202,621	235,270
Administrative Charges				
611200 BS Admin Allocation	0	0	0	10,163
611210 Facilities Mgt Allocation	48,473	53,105	56,759	49,195
611220 Custodial Allocation	37,729	40,583	44,724	40,862
611230 Courier Allocation	780	1,490	1,318	1,261
611240 Grounds Maintenance Allocation	0	0	0	1,197
611250 Risk Management Allocation	3,501	8,575	3,798	3,081
611260 Human Resources Allocation	27,977	32,214	33,379	40,377
611300 Legal Services Allocation	251,718	291,142	323,420	340,482
611400 Information Tech Allocation	47,337	55,653	59,834	72,557
611410 FIMS Allocation	22,320	31,401	24,145	31,095
611420 Telecommunications Allocation	6,316	9,480	4,719	3,465

MARION COUNTY FY 2024-25 BUDGET

BY DEPARTMENT

BOARD OF COMMISSIONERS OFFICE

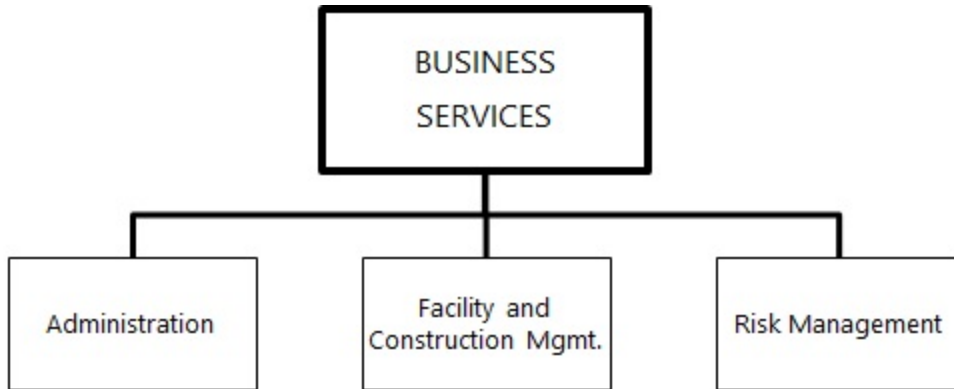
580 - Central Services	Actual FY 21-22	Actual FY 22-23	Budget FY 23-24	Proposed FY 24-25
Administrative Charges				
611430 Technology Solution Allocation	0	0	0	31,006
611600 Finance Allocation	19,500	30,371	30,651	33,136
611800 MCBEE Allocation	67	58	16,365	19,754
612100 IT Equipment Use Charges	7,743	5,752	2,612	12,828
614100 Liability Insurance Allocation	7,300	13,600	10,300	16,900
614200 WC Insurance Allocation	6,000	29,100	6,800	7,800
Administrative Charges Total	486,761	602,524	618,824	715,159
Central Services Total	2,640,390	2,994,155	3,831,485	3,969,138
Board of Commissioners Office Grand Total	6,424,715	2,994,072	3,831,485	3,969,138

MARION COUNTY FY 2024-25 BUDGET

BY DEPARTMENT

BUSINESS SERVICES

BUSINESS SERVICES



GOALS AND OBJECTIVES

- Goal 1 Seek collaborative solutions with stakeholders that support both countywide priorities and critical business continuity goals.
 - Objective 1 Customer Service: Promote and foster proactive, responsive partnerships with department heads, line managers, supervisors, and employees. Seek feedback ensuring departmental needs and expectations.
 - Objective 2 Operational Effectiveness and Continuity: Partner with stakeholders to create and define an overall business continuity strategy that provides guidance and principle program planning for critical decisions, tasks, and activities.
 - Objective 3 Stewardship: Ensure departmental processes, internal controls, and systems provide an efficient, effective, and accountable execution of county resources and operations.

- Goal 2 Build a strong organizational risk culture by identifying, measuring, and evaluating risk exposure. Coordinate closely with departments to educate and equip employees for their health, well-being, and safe work environment.
 - Objective 1 Customer Service: Sponsor events that educate, inform, and embrace evolving best practices, emerging trends, and comprehensive analysis to provide accurate, timely information and advice.
 - Objective 2 Develop and Utilize Analytics: Identify, evaluate, and prioritize existing and possible threats to Marion County operations, personnel and property.
 - Objective 3 Re-engineer Systems & Processes: Evaluate current technology and systems to identify opportunities, patterns, and trends.

- Goal 3 Provide an enterprise approach that manages the county-owned and leased facilities while focusing on customer service, fiscal responsibility, and industry best practices.
 - Objective 1 Customer Service: Achieve a customer focused team that improves the operation and maintenance of Marion County's owned and leased facilities by adopting industry best practices and training employees in the timely delivery of quality services and the implementation of consistent standards.
 - Objective 2 Fiscal Responsibility: Promote stewardship by managing operating and capital budgets and capitalizing on internal and external partnerships with trade staff, departmental facility liaisons, and local businesses.
 - Objective 3 Capital Project Planning and Execution: Collaborate and plan with departments to develop short and long-term projects that meet countywide strategic goals.

MARION COUNTY FY 2024-25 BUDGET

BY DEPARTMENT

BUSINESS SERVICES

DEPARTMENT OVERVIEW

Business Services exists to serve and support Marion County's facilities and departments. These services are delivered through a collaborative partnership between the departments three programs: Administration, Facility and Construction Management, and Risk Management.

- Protect, manage, and mitigate loss of Marion County assets including automobiles, equipment, property/buildings, and personnel.
- Educate and engage employees for occupational safety and risk awareness.
- Clean, maintain, and oversee construction of county-owned and leased facilities.

RESOURCE AND REQUIREMENT SUMMARY

Business Services	FY 21-22 ACTUAL	FY 22-23 ACTUAL	FY 23-24 BUDGET	FY 24-25 PROPOSED	+/- %
RESOURCES					
Intergovernmental Federal	111,272	1,313	0	0	n.a.
Charges for Services	303,209	378,498	260,164	357,945	37.6%
Admin Cost Recovery	5,317,607	5,696,192	6,811,073	7,348,057	7.9%
General Fund Transfers	0	0	146,000	0	-100.0%
Net Working Capital	0	(66)	0	0	n.a.
TOTAL RESOURCES	5,732,088	6,075,939	7,217,237	7,706,002	6.8%
REQUIREMENTS					
Personnel Services					
Salaries and Wages	2,744,320	2,882,377	3,332,101	3,592,178	7.8%
Fringe Benefits	1,792,464	1,866,700	2,221,148	2,306,850	3.9%
Total Personnel Services	4,536,784	4,749,077	5,553,249	5,899,028	6.2%
Materials and Services					
Supplies	160,179	150,883	210,889	197,180	-6.5%
Materials	31,789	27,473	23,888	41,296	72.9%
Communications	22,898	22,249	23,563	22,536	-4.4%
Utilities	49,865	51,254	67,945	68,313	0.5%
Contracted Services	127,076	153,994	108,120	153,620	42.1%
Repairs and Maintenance	326,683	397,093	512,837	429,522	-16.2%
Rentals	56,040	57,088	123,533	88,439	-28.4%
Insurance	353	0	0	0	n.a.
Miscellaneous	14,733	19,652	56,397	55,453	-1.7%
Total Materials and Services	789,616	879,685	1,127,172	1,056,359	-6.3%
Administrative Charges	405,744	447,186	536,816	750,615	39.8%
Debt Service Interest	10	(10)	0	0	n.a.
TOTAL REQUIREMENTS	5,732,153	6,075,939	7,217,237	7,706,002	6.8%
FTE	50.00	50.00	52.00	53.00	1.9%

MARION COUNTY FY 2024-25 BUDGET

BY DEPARTMENT

BUSINESS SERVICES

FUNDS

Fund Name	FY 21-22 ACTUAL	FY 22-23 ACTUAL	FY 23-24 BUDGET	FY 24-25 PROPOSED	% of Total
RESOURCES					
FND 580 Central Services	5,732,088	6,075,939	7,217,237	7,706,002	100.0%
TOTAL RESOURCES	5,732,088	6,075,939	7,217,237	7,706,002	100.0%
REQUIREMENTS					
FND 580 Central Services	5,732,153	6,075,939	7,217,237	7,706,002	100.0%
TOTAL REQUIREMENTS	5,732,153	6,075,939	7,217,237	7,706,002	100.0%

PROGRAMS

	FY 21-22 ACTUAL	FY 22-23 ACTUAL	FY 23-24 BUDGET	FY 24-25 PROPOSED	+/- %
RESOURCES					
BS Administration	778,525	859,900	892,545	961,165	7.7%
Facility and Construction Mgmt	4,479,558	4,751,227	5,772,370	6,181,149	7.1%
Risk Management	474,006	464,812	552,322	563,688	2.1%
TOTAL RESOURCES	5,732,088	6,075,939	7,217,237	7,706,002	6.8%
REQUIREMENTS					
BS Administration	778,525	859,900	892,545	961,165	7.7%
Facility and Construction Mgmt	4,479,623	4,751,227	5,772,370	6,181,149	7.1%
Risk Management	474,006	464,812	552,322	563,688	2.1%
TOTAL REQUIREMENTS	5,732,153	6,075,939	7,217,237	7,706,002	6.8%

MARION COUNTY FY 2024-25 BUDGET

BY DEPARTMENT

BUSINESS SERVICES

BS Administration Program

- Provides leadership, strategic direction, planning, and policy development for the department.
- Collaborates and partners with Board of Commissioners and department heads to support their respective missions.
- Provides administrative and technical support for the department director, program managers and supervisors, and its employees.
- Performs payroll, purchasing, contracts, accounts receivable, and accounts payable services and respective reports; and manages the county's surplus property and courier services.
- Manages countywide key and access card control procedures and trainings, as well as parking policies and administration. Supports related departmental planning of projects.
- Develops, prepares, and monitors the department's and the self-insurance fund budgets.

Program Summary

Business Services	Program: BS Administration				
	FY 21-22 ACTUAL	FY 22-23 ACTUAL	FY 23-24 BUDGET	FY 24-25 PROPOSED	+/- %
RESOURCES					
Intergovernmental Federal	15,493	1,313	0	0	n.a.
Charges for Services	4,168	4,036	3,572	3,640	1.9%
Admin Cost Recovery	758,863	854,551	888,973	957,525	7.7%
TOTAL RESOURCES	778,525	859,900	892,545	961,165	7.7%
REQUIREMENTS					
Personnel Services	690,194	764,524	785,937	811,827	3.3%
Materials and Services	31,142	31,871	36,611	56,026	53.0%
Administrative Charges	57,189	63,505	69,997	93,312	33.3%
TOTAL REQUIREMENTS	778,525	859,900	892,545	961,165	7.7%
FTE	6.00	6.00	6.00	6.00	0.0%

FTE By Position Title By Program

Program: BS Administration	
Position Title	FTE
Accounting Specialist	1.00
Administrative Services Manager	1.00
Business Services Director	1.00
Contracts Specialist Sr	1.00
Office Specialist 2	1.00
Office Specialist 3	1.00
Program BS Administration FTE Total:	6.00

FTE Changes

There are no FTE changes.

BS Administration Program Budget Justification

RESOURCES

The primary revenue is administrative cost recoveries. The remaining revenue is derived from services provided to the Courthouse Square Condominium Association.

MARION COUNTY FY 2024-25 BUDGET

BY DEPARTMENT

BUSINESS SERVICES

REQUIREMENTS

Personnel Services increased due to regular merit increases and anticipated leave payouts.

Increases to Materials and Services are due in part to an overall department base budget increase, which a small portion was added to Business Services Administration to offset general rising costs and increased costs for Garbage Disposal and Recycling services for surplus operations.

MARION COUNTY FY 2024-25 BUDGET

BY DEPARTMENT

BUSINESS SERVICES

Facility and Construction Mgmt Program

- Provides short and long-range facility lifecycle planning and capital needs assessment for all county-owned facilities and leased properties.
- Provides countywide facility maintenance services that include corrective repairs, preventive maintenance, custodial, and groundskeeping services.
- Provides capital improvement project planning, estimating, budgeting, and working with design teams and contractors to meet departmental capital infrastructure needs.
- Collaborates with Risk Management to provide countywide departmental consultations and regular communications that inform leadership of regulatory code compliance with fire, life, safety, and security systems.
- Administers and recommends energy efficiency and resource conservation programs, and actively works in conjunction with Energy Trust of Oregon for incentives and rebates wherever available and appropriate.

Program Summary

Business Services

Program: Facility and Construction Mgmt

	FY 21-22 ACTUAL	FY 22-23 ACTUAL	FY 23-24 BUDGET	FY 24-25 PROPOSED	+/- %
RESOURCES					
Intergovernmental Federal	89,616	0	0	0	n.a.
Charges for Services	285,332	360,161	256,592	354,305	38.1%
Admin Cost Recovery	4,104,609	4,391,131	5,369,778	5,826,844	8.5%
General Fund Transfers	0	0	146,000	0	-100.0%
Net Working Capital	0	(66)	0	0	n.a.
TOTAL RESOURCES	4,479,558	4,751,227	5,772,370	6,181,149	7.1%
REQUIREMENTS					
Personnel Services	3,440,165	3,591,179	4,304,860	4,632,316	7.6%
Materials and Services	727,851	813,463	1,044,403	947,999	-9.2%
Administrative Charges	311,598	346,595	423,107	600,834	42.0%
Debt Service Interest	10	(10)	0	0	n.a.
TOTAL REQUIREMENTS	4,479,623	4,751,227	5,772,370	6,181,149	7.1%
FTE	41.00	41.00	43.00	44.00	2.3%

FTE By Position Title By Program

Program: Facility and Construction Mgmt	
Position Title	FTE
Building Maintenance Specialist	9.00
Building Maintenance Specialist Sr	3.00
Construction Project Coordinator	2.00
Custodial Supervisor	1.00
Custodial Worker 1	14.00
Custodial Worker 2	4.00
Electrician 1	1.00
Electrician 2	1.00
Facilities Analyst	1.00
Facilities Maintenance and Systems Coordinator	1.00
Facilities Program Manager	1.00

MARION COUNTY FY 2024-25 BUDGET
BY DEPARTMENT
BUSINESS SERVICES

Program: Facility and Construction Mgmt	
Position Title	FTE
Groundskeeper	2.00
Groundskeeper Supervisor	1.00
Mail Courier	1.00
Maintenance Control Clerk	1.00
Maintenance Supervisor	1.00
Program Facility and Construction Mgmt FTE Total:	44.00

FTE Changes

The 1.00 FTE increase is due to the addition of Construction Project Coordinator to provide construction and project services.

Facility and Construction Mgmt Program Budget Justification

RESOURCES

The primary revenue is Administrative Cost Recovery. Increases to Charges for Services are due to anticipated User Fees and Central Services to Other Agencies receipts.

General Fund Transfer is eliminated due to a one-time allocation of \$146,000 that was used to secure air conditioning rental units for the Court Annex during the summer of the prior fiscal year.

REQUIREMENTS

The increase in Personnel Services is due to an additional FTE, upward adjustments to two Facilities classifications in the prior fiscal year, and normal merit and related fringe benefits increases.

The overall Material and Services decrease is due to one-time rental expenditures in the prior fiscal year for temporary air conditioning units for the Court Annex located at the Aumsville campus. However, there are increases within the Facility and Construction Management Program related to annual inflation costs, the costs associated with a new Construction Project Coordinator position, as well as contractor costs to support on-going projects.

MARION COUNTY FY 2024-25 BUDGET

BY DEPARTMENT

BUSINESS SERVICES

Risk Management Program

- Administers the self-insurance program balancing risk retention and risk transfer.
- Ensures adequate funding to promptly recover from accidental loss.
- Manages and administers automobile liability, general liability, and workers' compensation claims.
- Evaluates and manages risks that impact the achievement of county and departmental goals and objectives.
- Effectively manages risk to maximize opportunities and minimize threats.
- Enterprise Risk Management (ERM) strategy throughout the County.

Program Summary

Business Services	Program: Risk Management				
	FY 21-22 ACTUAL	FY 22-23 ACTUAL	FY 23-24 BUDGET	FY 24-25 PROPOSED	+/- %
RESOURCES					
Intergovernmental Federal	6,162	0	0	0	n.a.
Charges for Services	13,708	14,301	0	0	n.a.
Admin Cost Recovery	454,135	450,511	552,322	563,688	2.1%
TOTAL RESOURCES	474,006	464,812	552,322	563,688	2.1%
REQUIREMENTS					
Personnel Services	406,425	393,373	462,452	454,885	-1.6%
Materials and Services	30,623	34,352	46,158	52,334	13.4%
Administrative Charges	36,958	37,087	43,712	56,469	29.2%
TOTAL REQUIREMENTS	474,006	464,812	552,322	563,688	2.1%
FTE	3.00	3.00	3.00	3.00	0.0%

FTE By Position Title By Program

Program: Risk Management	
Position Title	FTE
Claims Coordinator	1.00
Loss Control Coordinator	1.00
Risk Manager	1.00
Program Risk Management FTE Total:	3.00

FTE Changes

There are no FTE changes.

Risk Management Program Budget Justification

RESOURCES

The Risk Management Program is funded entirely by Administrative Cost Recovery.

REQUIREMENTS

Personnel Services decreased due to a change in staffing during the 2023-2024 fiscal year.

There are no significant changes to Materials and Services.

MARION COUNTY FY 2024-25 BUDGET

BY DEPARTMENT

BUSINESS SERVICES

KEY DEPARTMENT ACCOMPLISHMENTS

- Risk Management assisted with the disposal of 1,800 pounds of Facilities' hazardous waste, foreclosed property hazardous waste, and radioactive EXIT signs as part of its loss-control services to departments.
- The Facilities Maintenance and Construction team completed 23 capital improvement projects and 16 smaller improvement projects.
- Over 130 services to departments were performed by Risk Management in the form of risk, security, and safety consultations; property inspections; ergonomic assessments; and injured worker return-to-work placement and support.
- Expanded custodial services to serve an additional 31,636 square feet. Custodial services are performed five days a week across 728,589 square feet of county-owned property.
- In the spring of 2024, a new Grounds Supervisor was added to the Facilities team. The supervisor developed a growth and maintenance plan for each property that informs the daily tasks of the Grounds team.
- Completed equipment inspections for all custodial equipment and digitized its inventory into the county's maintenance management system.
- The department's administration team handles everything from countywide access, parking, fiscal management, and more. In the past year this team professionally handled 14 recruitments; 62 contracts, leases, and agreements; 258 purchase orders; 4,247 payments and deposits; 1,422 parking requests; 6,603 access transactions; and aided more than 14,400 visitors to Courthouse Square.
- Risk Management processed 503 Claims and Incidents; this includes 14 Auto Liability claims, 74 First Party Property claims, 106 General Liability claims, 113 Workers Compensation claims and 196 Incident Reports This includes all claims opened and closed claims in FY 22-23.
- The Facilities team completed 13,131 work orders, 66% of these were preventive maintenance.
- Completed a structural study of the Courthouse Square block. After 10 years post remediation, no structural findings were identified; however, the forensic engineer recommended select maintenance be performed which will be incorporated into the facilities plan in the coming year and beyond.

MARION COUNTY FY 2024-25 BUDGET

BY DEPARTMENT

BUSINESS SERVICES

KEY INDICATORS

1: Ratio of Modified Duty Days to Time-loss Days (MD:TL)

Definition and Purpose

Workers who are injured on the job, and have an open Worker's Compensation claim, are often given temporary work restrictions by their attending physician to facilitate a smooth transition back into their job responsibilities, while ensuring their safety and well-being. Marion County strives to find or develop modified jobs for injured workers in all departments providing a safe and effective return to work while recovering from a work-related injury or illness at the earliest medically appropriate opportunity. The Days Away Restricted Transferred (DART) rate uses a ratio to demonstrate how well Risk Management is succeeding with this strategy.

Significance

A well-managed Return-to-Work strategy for injured workers is highly effective in mitigating claim costs in workers' compensation. Returning workers to modified or regular duty as soon as possible minimizes individual claim costs and maximizes the County's recovery of Employer-at-Injury Program (EAIP) reimbursements. These funds, in turn, are used in a variety of ways to maintain and improve a safe work environment for our workers, reducing and preventing future injuries. This indicator supports Marion County's value of stewardship by collaborating with workers, their healthcare team and leadership to minimize the impact of losses caused by workplace injuries and illness.

Data Units Fiscal Year

FY 20-21 Actual	FY 21-22 Actual	FY 22-23 Actual	FY 23-24 Estimate	FY 24-25 Estimate
4:1	4:1	3:1	6:1	6:1

Explanation of Trends and Changes

The County's claims entry system shows trends in managing time-loss expenses and keeping injured workers working. The modified duty to time-loss ratio (MD:TL) used to calculate the DART Rate demonstrates the county's efforts in containing costs and improving recovery outcomes when injuries occur in the workplace. Each time an injured worker is unable to be released to regular duty, Risk Management works with the employee's department and attending physician to identify an appropriate modified-duty option. This minimizes time off work, keeps a claim in medical-only status, significantly reduces the cost of the claim, keeps the employee engaged in the workplace, and qualifies Marion County for wage subsidy incentives provided by Oregon's Employer-at-Injury Program (EAIP). EAIP provides financial incentives for employers who encourage the early return-to-work of injured workers. Marion County's strategy has been quite successful with a 4-year average MD:TL ratio of 6:1. This means that for every 100 days employees are not released for regular duty, only 16.6 of those are time-loss days when the employees do not work at all.

2: Facilities Repairs to Preventive Maintenance

Definition and Purpose

Preventive maintenance (PM) programs extend the life cycle of facility assets - including equipment and structures - reducing operational costs and deferred maintenance expenses. Failure to perform adequate preventive maintenance increases labor hours and costs required to repair building systems and unnaturally limits or shortens the lifecycle of county assets.

MARION COUNTY FY 2024-25 BUDGET

BY DEPARTMENT

BUSINESS SERVICES

Significance

This indicator demonstrates that adequate preventive maintenance is performed. This indicator ties to County strategic priority for Operational Efficiency and Quality Service - Goal #6: Provide efficient, effective, and responsive government through stewardship and accountability.

Data Units Calendar Year

Total number of work orders by year:

CY 2021 Actual	CY 2022 Actual	CY 2023 Actual	CY 2024 Estimate	CY 2025 Estimate
13,181	13,461	13,131	13,142	13,200

Percentage of preventative maintenance work orders to reactive work orders:

CY 2021 Actual	CY 2022 Actual	CY 2023 Actual	CY 2024 Estimate	CY 2025 Estimate
70%	66%	69%	68%	70%

Total number of hours spent on preventative work orders:

CY 2021 Actual	CY 2022 Actual	CY 2023 Actual	CY 2024 Estimate	CY 2025 Estimate
35,354	32,303	31,385	32,000	32,123

Percentage of preventative maintenance work orders completed in 30 days or less:

CY 2021 Actual	CY 2022 Actual	CY 2023 Actual	CY 2024 Estimate	CY 2025 Estimate
90%	90%	84%	89%	90%

Explanation of Trends and Changes

The county uses an asset management system (AMS) to manage and maintain its facilities and other assets, reduce maintenance costs, and empower its service teams, which augments time and money savings through more efficient maintenance management and operations. These calendar-year metrics are measurements of facilities and custodial work requests, the percentage of proactive work, and the staff hours invested in preventative maintenance across county properties. The AMS provides reliable, easy-to-access information on work production and aids in keeping the facilities and custodial teams focused of preventative maintenance throughout the year. Above average preventative measurement leads to higher productivity and a decrease in the work order backlog. The five-year trend remains consistent in all areas, and when compared to peer organizations of like size and scope, the county's performance is comparable, and in some cases within the top 20%.

MARION COUNTY FY 2024-25 BUDGET

BY DEPARTMENT

BUSINESS SERVICES

Resources by Fund Detail

580 - Central Services	Actual FY 21-22	Actual FY 22-23	Budget FY 23-24	Proposed FY 24-25
Intergovernmental Federal				
331040 FEMA Disaster Assistance	3,335	1,313	0	0
331404 County American Rescue Plan	107,937	0	0	0
Intergovernmental Federal Total	111,272	1,313	0	0
Charges for Services				
341520 System Development Charges	6,254	0	0	0
341620 User Fees	194,404	265,063	180,500	263,275
341999 Other Fees	600	0	0	0
342311 Vehicle Charging Fees	30	0	240	0
342910 Public Records Request Charges	337	337	0	0
344300 Restitution	37	0	0	0
344999 Other Reimbursements	521	2,194	800	1,976
345300 Surplus Property Sales	683	10,000	0	0
347101 Central Svcs to Other Agencies	100,343	100,905	78,624	92,694
Charges for Services Total	303,209	378,498	260,164	357,945
Admin Cost Recovery				
411200 BS Admin Allocation	0	0	888,973	957,525
411210 Facilities Mgt Allocation	3,111,294	3,446,180	3,631,029	3,658,313
411220 Custodial Allocation	1,605,205	1,600,967	1,635,116	1,673,019
411230 Courier Allocation	70,218	116,730	103,633	105,512
411240 Grounds Maintenance Allocation	0	0	0	390,000
411250 Risk Management Allocation	530,890	532,314	552,322	563,688
Admin Cost Recovery Total	5,317,607	5,696,192	6,811,073	7,348,057
General Fund Transfers				
381100 Transfer from General Fund	0	0	146,000	0
General Fund Transfers Total	0	0	146,000	0
Net Working Capital				
392000 Net Working Capital Unrestr	0	(66)	0	0
Net Working Capital Total	0	(66)	0	0
Central Services Total	5,732,088	6,075,939	7,217,237	7,706,002
Business Services Grand Total	5,732,088	6,075,939	7,217,237	7,706,002

MARION COUNTY FY 2024-25 BUDGET

BY DEPARTMENT

BUSINESS SERVICES

Requirements by Fund Detail

580 - Central Services	Actual FY 21-22	Actual FY 22-23	Budget FY 23-24	Proposed FY 24-25
Personnel Services				
Salaries and Wages				
511110 Regular Wages	2,120,158	2,291,985	3,167,512	3,362,228
511115 Pandemic Recognition Pay	69,000	0	0	0
511120 Temporary Wages	29,613	20,146	27,551	28,860
511130 Vacation Pay	143,359	142,479	0	0
511140 Sick Pay	105,731	103,062	0	0
511141 Emergency Sick Pay	12,334	0	0	0
511150 Holiday Pay	138,821	150,287	0	0
511160 Comp Time Pay	17,103	16,060	0	20,039
511180 Differential Pay	17,762	16,747	24,082	25,350
511210 Compensation Credits	36,160	42,661	40,806	37,870
511220 Pager Pay	12,785	19,661	13,750	13,750
511240 Leave Payoff	24,115	40,679	23,600	63,050
511250 Training Pay	752	5,239	0	0
511270 Leadworker Pay	903	0	3,000	6,531
511280 Cell Phone Pay	722	0	0	0
511290 Health Insurance Waiver Pay	2,142	9,115	9,600	16,800
511420 Premium Pay	12,825	24,255	22,200	17,700
511450 Premium Pay Temps	36	0	0	0
Salaries and Wages Total	2,744,320	2,882,377	3,332,101	3,592,178
Fringe Benefits				
512010 Fringe Benefits Budget Only	0	0	8,548	6,992
512110 PERS	576,179	608,805	811,373	861,447
512120 401K	26,875	30,743	32,039	32,487
512130 PERS Debt Service	134,237	177,018	149,290	192,962
512200 FICA	195,493	214,252	246,648	262,070
512300 Paid Leave Oregon	0	6,280	13,321	13,730
512310 Medical Insurance	768,571	739,985	858,420	833,382
512320 Dental Insurance	61,260	59,569	72,960	70,272
512330 Group Term Life Insurance	4,544	4,875	5,453	6,092
512340 Long Term Disability Insurance	9,102	9,725	11,375	12,688
512400 Unemployment Insurance	8,245	8,414	4,827	5,127
512520 Workers Comp Insurance	905	915	1,590	1,620
512600 Wellness Program	1,772	1,816	2,080	2,120
512610 Employee Assistance Program	1,653	1,706	1,924	1,961
512700 County HSA Contributions	3,630	2,600	1,300	3,900
Fringe Benefits Total	1,792,464	1,866,700	2,221,148	2,306,850
Personnel Services Total	4,536,784	4,749,077	5,553,249	5,899,028

MARION COUNTY FY 2024-25 BUDGET

BY DEPARTMENT

BUSINESS SERVICES

580 - Central Services	Actual FY 21-22	Actual FY 22-23	Budget FY 23-24	Proposed FY 24-25
Materials and Services				
Supplies				
521010 Office Supplies	3,861	2,058	4,325	4,715
521030 Field Supplies	0	24	0	0
521050 Janitorial Supplies	84,426	83,801	116,521	114,963
521052 Janitorial Floor Care	1,486	255	2,778	2,778
521060 Electrical Supplies	36,699	28,858	33,203	25,000
521070 Departmental Supplies	11,079	15,961	18,903	19,167
521090 Uniforms and Clothing	4,518	2,865	6,342	7,550
521110 First Aid Supplies	0	0	425	400
521190 Publications	854	219	2,280	2,280
521210 Gasoline	10,410	9,634	8,282	9,546
521220 Diesel	615	34	6,226	3,000
521230 Propane	86	102	150	150
521300 Safety Clothing	1,742	1,035	1,056	1,631
521310 Safety Equipment	4,403	6,037	10,398	6,000
Supplies Total	160,179	150,883	210,889	197,180
Materials				
522060 Sign Materials	5,745	293	1,000	1,000
522070 Paint	651	3,087	5,000	5,000
522080 Building Materials	0	47	0	0
522110 Batteries	6,932	8,953	2,550	6,415
522140 Small Tools	6,613	5,699	5,455	5,600
522150 Small Office Equipment	1,683	375	1,822	2,479
522160 Small Departmental Equipment	5,065	8,118	5,161	6,101
522170 Computers Non Capital	4,697	439	2,300	13,701
522180 Software	404	462	600	1,000
Materials Total	31,789	27,473	23,888	41,296
Communications				
523010 Telephone Equipment	40	0	0	0
523040 Data Connections	2,127	2,798	3,006	2,475
523050 Postage	1,531	1,828	1,660	2,335
523060 Cellular Phones	18,089	17,583	18,652	17,486
523070 Pagers	960	(95)	0	0
523090 Long Distance Charges	151	135	245	240
Communications Total	22,898	22,249	23,563	22,536
Utilities				
524010 Electricity	29,699	29,427	47,450	48,640
524020 City Operations and St Lights	491	524	506	627
524040 Natural Gas	2,540	3,697	4,150	3,408
524050 Water	1,856	2,505	2,269	1,201
524070 Sewer	1,064	848	1,548	837

MARION COUNTY FY 2024-25 BUDGET

BY DEPARTMENT

BUSINESS SERVICES

580 - Central Services	Actual FY 21-22	Actual FY 22-23	Budget FY 23-24	Proposed FY 24-25
Materials and Services				
524090 Garbage Disposal and Recycling	14,214	14,253	12,022	13,600
Utilities Total	49,865	51,254	67,945	68,313
Contracted Services				
525110 Consulting Services	0	3,500	0	0
525175 Temporary Staffing	54,963	74,878	30,000	30,000
525355 Engineering Services	5,716	16,984	2,500	15,000
525360 Public Works Services	383	1,188	1,000	1,000
525449 Microsoft 365	0	0	0	25,833
525450 Subscription Services	59,011	54,572	61,270	68,797
525710 Printing Services	287	84	700	725
525715 Advertising	0	699	0	0
525735 Mail Services	232	324	250	365
525740 Document Disposal Services	185	189	200	200
525999 Other Contracted Services	6,300	1,575	12,200	11,700
Contracted Services Total	127,076	153,994	108,120	153,620
Repairs and Maintenance				
526010 Office Equipment Maintenance	28	0	0	6,000
526011 Dept Equipment Maintenance	10,146	10,625	12,926	7,320
526012 Vehicle Maintenance	2,290	1,241	2,000	2,500
526021 Computer Software Maintenance	32,849	31,972	19,287	19,287
526030 Building Maintenance	216,534	280,196	409,846	315,926
526031 Elevator Maintenance	21,150	23,277	30,000	30,000
526032 Roof Maintenance	0	0	5,000	5,000
526050 Grounds Maintenance	43,687	49,782	33,778	43,489
Repairs and Maintenance Total	326,683	397,093	512,837	429,522
Rentals				
527110 Fleet Leases	29,844	29,894	38,029	42,875
527120 Motor Pool Mileage	3,348	3,784	5,361	4,685
527130 Parking	0	90	0	0
527140 County Parking	660	1,196	660	1,320
527240 Condo Assn Assessments	10,725	9,713	10,935	17,417
527300 Equipment Rental	12,441	11,433	68,548	22,142
Rentals Total	57,018	56,110	123,533	88,439
Insurance				
528415 First Party Property Claims	353	0	0	0
Insurance Total	353	0	0	0
Miscellaneous				
529110 Mileage Reimbursement	2,568	1,653	4,039	4,464
529120 Commercial Travel	523	1,157	3,200	3,000

MARION COUNTY FY 2024-25 BUDGET

BY DEPARTMENT

BUSINESS SERVICES

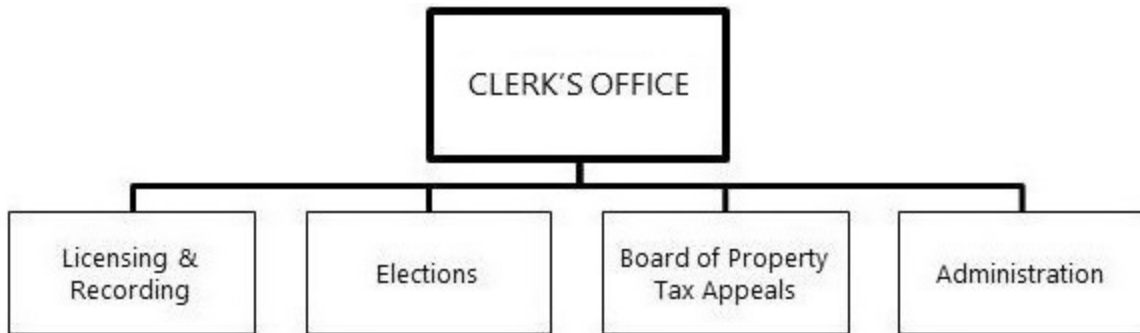
580 - Central Services	Actual FY 21-22	Actual FY 22-23	Budget FY 23-24	Proposed FY 24-25
Materials and Services				
529130 Meals	91	362	1,250	1,220
529140 Lodging	9	374	5,400	5,918
529210 Meetings	988	1,517	2,375	2,908
529220 Conferences	225	4,895	8,350	6,850
529230 Training	1,894	1,785	12,678	13,348
529300 Dues and Memberships	1,244	1,910	3,360	3,275
529440 Safety Grants	66	2,150	6,500	6,500
529650 Pre Employment Costs	809	848	1,000	950
529690 Other Investigations	39	38	250	250
529840 Professional Licenses	0	949	525	725
529850 Device Licenses	2,464	1,709	5,000	3,500
529860 Permits	1,473	673	1,300	1,300
529910 Awards and Recognition	1,248	217	1,170	1,245
529999 Miscellaneous Expense	58	447	0	0
Miscellaneous Total	13,699	20,686	56,397	55,453
Materials and Services Total	789,560	879,741	1,127,172	1,056,359
Administrative Charges				
611100 County Admin Allocation	53,459	63,007	77,047	83,974
611260 Human Resources Allocation	75,971	80,320	93,583	106,403
611300 Legal Services Allocation	19,913	14,541	11,952	18,979
611400 Information Tech Allocation	98,552	85,088	108,894	135,501
611410 FIMS Allocation	48,142	64,060	52,316	62,418
611420 Telecommunications Allocation	10,356	13,619	8,601	7,673
611430 Technology Solution Allocation	9,984	10,574	22,032	99,060
611600 Finance Allocation	48,292	67,350	72,335	75,266
611800 MCBEE Allocation	150	123	45,676	59,933
612100 IT Equipment Use Charges	11,125	9,204	5,680	28,308
614100 Liability Insurance Allocation	15,500	22,600	23,300	33,700
614200 WC Insurance Allocation	14,300	16,700	15,400	39,400
Administrative Charges Total	405,744	447,186	536,816	750,615
Central Services Total	5,732,088	6,076,004	7,217,237	7,706,002
Business Services Grand Total	5,732,088	6,076,004	7,217,237	7,706,002

MARION COUNTY FY 2024-25 BUDGET

BY DEPARTMENT

CLERK'S OFFICE

CLERK'S OFFICE



MISSION STATEMENT

The Marion County Clerk promotes democracy, public trust and confidence in citizen government by conducting fair and open elections and by providing professional service to all customers with dignity and respect.

The Marion County Clerk protects property rights through recording ownership and claims on property in real time.

The clerks record, license, provide access to and preserve for posterity those records entrusted to their care. The Marion County Clerk shares and supports the Marion County Mission Statement, Vision Statement and Statement of Values adopted by the Board of Commissioners, department heads and elected officials.

GOALS AND OBJECTIVES

Goal 1 Increase Efficiency - Evaluate business processes to make better use of management skills, technology and resources.

Objective 1 Implement process changes as identified in the Clerk's Office Function and Strategic Plan.

Goal 2 Streamline Business Practices - Analyze current processes for needed modifications regarding fiscal responsibilities.

Objective 1 Identify and analyze current business processes in the areas of administration, licensing and recording, elections and Board of Property Tax Appeals.

Objective 2 Outline needs to achieve the modifications to business practices and develop a plan to address the modifications.

Goal 3 Customer Service - Maintain quality customer service both over the telephone and to walk-in residents.

Objective 1 Ensure telephones are answered by a staff member during working hours.

Objective 2 Continue office practice of returning phone messages within 24 hours.

Objective 3 Catalog verbal and written compliments and comments on customer service for annual review.

Objective 4 Provide annual customer service training for all staff.

Objective 5 Retrieve and deliver routine records requests from archives within 3 business days (72 hours).

MARION COUNTY FY 2024-25 BUDGET

BY DEPARTMENT

CLERK'S OFFICE

DEPARTMENT OVERVIEW

The Marion County Clerk is an elected position.

The County Clerk consists of four programs: (1) Licensing and Recording, (2) Elections, (3) Administration, and (4) Board of Property Tax Appeals/Property Value Appeals Board (BoPTA/PVAB). Each has a specific set of responsibilities assigned by Oregon law or county policy. All functions are mandated by Oregon law except the operation of the archive's facility and passport agency functions.

RESOURCE AND REQUIREMENT SUMMARY

Clerk's Office	FY 21-22 ACTUAL	FY 22-23 ACTUAL	FY 23-24 BUDGET	FY 24-25 PROPOSED	+/- %
RESOURCES					
Intergovernmental Federal	28,157	0	0	0	n.a.
Charges for Services	170,858	96,261	98,000	98,000	0.0%
Interest	902	2,206	2,200	2,200	0.0%
General Fund Transfers	2,996,172	3,492,582	3,802,729	4,096,134	7.7%
Net Working Capital	163,159	198,784	141,679	55,597	-60.8%
TOTAL RESOURCES	3,359,248	3,789,833	4,044,608	4,251,931	5.1%
REQUIREMENTS					
Personnel Services					
Salaries and Wages	904,820	1,072,727	1,231,485	1,257,547	2.1%
Fringe Benefits	520,819	581,705	748,472	783,976	4.7%
Total Personnel Services	1,425,639	1,654,432	1,979,957	2,041,523	3.1%
Materials and Services					
Supplies	41,639	41,597	38,800	44,080	13.6%
Materials	6,164	27,917	73,879	40,007	-45.8%
Communications	145,750	101,088	100,350	134,995	34.5%
Utilities	33,462	36,998	40,072	39,591	-1.2%
Contracted Services	422,277	680,653	440,683	468,947	6.4%
Repairs and Maintenance	153,007	139,300	277,510	286,343	3.2%
Rentals	74,872	304,213	312,552	353,800	13.2%
Miscellaneous	16,988	38,237	58,464	54,040	-7.6%
Total Materials and Services	894,158	1,370,003	1,342,310	1,421,803	5.9%
Administrative Charges	603,336	624,883	722,341	788,605	9.2%
Debt Service Principal	222,834	0	0	0	n.a.
Debt Service Interest	15,661	(1,165)	0	0	n.a.
TOTAL REQUIREMENTS	3,161,628	3,648,153	4,044,608	4,251,931	5.1%
FTE	15.20	15.70	17.20	17.20	0.0%

MARION COUNTY FY 2024-25 BUDGET

BY DEPARTMENT

CLERK'S OFFICE

FUNDS

Fund Name	FY 21-22 ACTUAL	FY 22-23 ACTUAL	FY 23-24 BUDGET	FY 24-25 PROPOSED	% of Total
RESOURCES					
FND 100 General Fund	3,022,274	3,492,582	3,802,729	4,037,351	95.0%
FND 120 County Clerk Records	336,973	297,251	241,879	214,580	5.0%
TOTAL RESOURCES	3,359,248	3,789,833	4,044,608	4,251,931	100.0%
REQUIREMENTS					
FND 100 General Fund	3,023,439	3,492,582	3,802,729	4,037,351	95.0%
FND 120 County Clerk Records	138,189	155,572	241,879	214,580	5.0%
TOTAL REQUIREMENTS	3,161,628	3,648,153	4,044,608	4,251,931	100.0%

PROGRAMS

	FY 21-22 ACTUAL	FY 22-23 ACTUAL	FY 23-24 BUDGET	FY 24-25 PROPOSED	+/- %
RESOURCES					
Licensing and Recording	1,497,864	1,402,472	1,624,309	1,677,519	3.3%
Elections	1,404,349	1,742,565	1,634,963	1,893,860	15.8%
Board of Property Tax Appeals	94,499	41,430	36,727	38,993	6.2%
CL Administration	362,536	603,365	748,609	641,559	-14.3%
TOTAL RESOURCES	3,359,248	3,789,833	4,044,608	4,251,931	5.1%
REQUIREMENTS					
Licensing and Recording	1,300,237	1,260,793	1,624,309	1,677,519	3.3%
Elections	1,404,356	1,742,565	1,634,963	1,893,860	15.8%
Board of Property Tax Appeals	94,499	41,430	36,727	38,993	6.2%
CL Administration	362,536	603,365	748,609	641,559	-14.3%
TOTAL REQUIREMENTS	3,161,628	3,648,153	4,044,608	4,251,931	5.1%

MARION COUNTY FY 2024-25 BUDGET

BY DEPARTMENT

CLERK'S OFFICE

Licensing and Recording Program

- Deed and mortgage recording entails recording and maintaining a permanent record of all property transactions occurring in Marion County. This amounts to approximately 74,000 property documents this year and maintenance of records on approximately three million transactions.
- Records management responsibilities include operating the county archives facility which houses approximately 18,000 cubic feet of records representing over 54 million pieces of paper.
- Records management also includes microfilming, indexing, preservation and management of marriage licenses, domestic partnerships, and the permanent maintenance of all records of the Board of Commissioners proceedings, also known as the "County Commissioners Administrative Journal" dating back to 1846.
- Licensing includes the issuance of approximately 2,100 marriage licenses per year and the processing of liquor license applications and annual renewals.

Program Summary

Clerk's Office

Program: Licensing and Recording

	FY 21-22 ACTUAL	FY 22-23 ACTUAL	FY 23-24 BUDGET	FY 24-25 PROPOSED	+/- %
RESOURCES					
Intergovernmental Federal	11,687	0	0	0	n.a.
Charges for Services	170,858	96,261	98,000	98,000	0.0%
Interest	902	2,206	2,200	2,200	0.0%
General Fund Transfers	1,151,258	1,105,221	1,382,430	1,521,722	10.1%
Net Working Capital	163,159	198,784	141,679	55,597	-60.8%
TOTAL RESOURCES	1,497,864	1,402,472	1,624,309	1,677,519	3.3%
REQUIREMENTS					
Personnel Services	542,666	501,811	722,521	850,442	17.7%
Materials and Services	293,791	498,026	613,444	522,143	-14.9%
Administrative Charges	227,411	262,114	288,344	304,934	5.8%
Debt Service Principal	220,806	0	0	0	n.a.
Debt Service Interest	15,564	(1,158)	0	0	n.a.
TOTAL REQUIREMENTS	1,300,237	1,260,793	1,624,309	1,677,519	3.3%
FTE	7.50	7.50	8.50	9.00	5.9%

FTE By Position Title By Program

Program: Licensing and Recording	
Position Title	FTE
Deputy County Clerk 2	5.00
Deputy County Clerk 2 (Bilingual)	1.00
Elections and Recording Manager	0.50
Office Specialist 2	1.50
Records Coordinator	1.00
Program Licensing and Recording FTE Total:	9.00

- In addition to the above, there is 0.5 FTE in temporary staff for an Office Specialist 2.

MARION COUNTY FY 2024-25 BUDGET
BY DEPARTMENT
CLERK'S OFFICE

FTE Changes

There is an 0.50 FTE increase due to Election and Recording Manager's move from Clerk's Administration program.

Licensing and Recording Program Budget Justification

RESOURCES

The Licensing and Recording Program is funded primarily by the General Fund.

REQUIREMENTS

Personnel Services increased due to an additional 0.50 FTE, normal step increases and related fringe benefit increases.

Materials and Services decreased due to an implementation of new record indexing software.

MARION COUNTY FY 2024-25 BUDGET

BY DEPARTMENT

CLERK'S OFFICE

Elections Program

- Maintains a voter registration file for approximately 224,000 registered voters, 37,700 inactive registered voters, 38,200 canceled voters, 5,000 pending voters and processes over 54,000 file changes annually. Changes include new voters, updates, inactivations and cancellations. Updates are largely due to voter changes of address.
- Administers and conducts all elections held in Marion County for federal, state, county and local government districts including: twenty cities, two community colleges, two education service districts, twelve school districts, twenty fire districts, four water control districts, two domestic water districts, a Soil and Water Conservation District, three sewer districts, a library district, a parks and recreation district and a Marion County Justice Court.
- Administers and conducts the election of precinct committee persons for the Democratic and Republican political parties in May every even numbered year.
- Designs Marion County election ballots and voter pamphlet, programs and maintains ballot tally (counting) system; issues ballots, verifies signatures, processes and counts the ballots; provides official results and reports on all candidate and measure races. Certifies election results to the Secretary of State.
- Provides set-up and maintains 23 ballot drop site locations countywide for major elections ensuring security and regular ballot collection. Curb-side 24/7 ballot drop boxes have been placed at Keizer City Hall, Silverton City Hall, Woodburn Library, Mt. Angel Library, Marion County Public Works, Marion County Health and Human Services Department, Stayton Library, City of Turner, City of Jefferson, City of Hubbard, and City of Aumsville.
- Processes initiative, referendum and recall petitions for state, county and district elections. Election office is the Filing Officer for county, and local district candidate, measure, and petition filings.
- Establishes precinct boundaries and maintains the boundaries and zones for 73 individual voting jurisdictions. Works with the county Geographic Information System (GIS) and the Census Bureau to carry out re-apportionment or re-districting for equal representation to applicable jurisdictions. Continuously updates address library coordinating updates with the county GIS.
- Provides technical and general information for voters, candidates, campaign committees, petitioners, government agencies, the press, and the public.

Program Summary

Clerk's Office

Program: Elections

	FY 21-22 ACTUAL	FY 22-23 ACTUAL	FY 23-24 BUDGET	FY 24-25 PROPOSED	+/- %
RESOURCES					
Intergovernmental Federal	11,419	0	0	0	n.a.
General Fund Transfers	1,392,930	1,742,565	1,634,963	1,893,860	15.8%
TOTAL RESOURCES	1,404,349	1,742,565	1,634,963	1,893,860	15.8%
REQUIREMENTS					
Personnel Services	515,087	681,922	706,497	792,241	12.1%
Materials and Services	579,918	790,449	630,093	769,095	22.1%
Administrative Charges	307,225	270,201	298,373	332,524	11.4%
Debt Service Principal	2,028	0	0	0	n.a.
Debt Service Interest	97	(7)	0	0	n.a.
TOTAL REQUIREMENTS	1,404,356	1,742,565	1,634,963	1,893,860	15.8%
FTE	5.00	5.50	5.00	5.50	10.0%

MARION COUNTY FY 2024-25 BUDGET
 BY DEPARTMENT
 CLERK'S OFFICE

FTE By Position Title By Program

Program: Elections	
Position Title	FTE
Elections and Recording Manager	0.50
Elections Clerk	2.00
Elections Clerk (Bilingual)	1.00
Elections Technician	1.00
Support Specialist (Non-IT)	1.00
Program Elections FTE Total:	5.50

- In addition to the above, there are 2.5 FTE in temporary staff for Office Specialist 2 positions.

FTE Changes

There is an increase of 0.50 FTE in Elections program due to Election and Recording Manager position's move from Clerk's Administration program,

Elections Program Budget Justification

RESOURCES

The Elections Program is entirely funded by the General Fund.

REQUIREMENTS

Personnel Services increased due to an additional 0.50 FTE, normal step increases, and related fringe benefit increases.

Materials and Services increased due to increases in postage, mailings, and printings required for the scheduled elections, including the 2024 Presidential Election.

MARION COUNTY FY 2024-25 BUDGET

BY DEPARTMENT

CLERK'S OFFICE

Board of Property Tax Appeals Program

- The Board of Property Tax Appeals provides a venue for property taxpayers to appeal the assessed value of their property. The citizen board provides both a level of accountability to government and an independent review plus an explanation to the taxpayer of property value methods used by the Assessor.
- The Clerk's Office seeks board candidates for Board of Commissioner's approval and schedules their training, organizes, and records the petitions, schedules the petition hearings, and sets up the hearing room and equipment. A public notice is completed and posted. Questions from the public are answered throughout the year.
- The Clerk's Office assists the Board of Property Tax Appeals in processing and hearing petitions of real and personal land and business owners or their representatives appealing the assessed and real market values of their property.

Program Summary

Clerk's Office

Program: Board of Property Tax Appeals

	FY 21-22 ACTUAL	FY 22-23 ACTUAL	FY 23-24 BUDGET	FY 24-25 PROPOSED	+/- %
RESOURCES					
Intergovernmental Federal	2,012	0	0	0	n.a.
General Fund Transfers	92,487	41,430	36,727	38,993	6.2%
TOTAL RESOURCES	94,499	41,430	36,727	38,993	6.2%
REQUIREMENTS					
Personnel Services	67,973	25,198	24,820	25,997	4.7%
Materials and Services	4,637	2,129	5,125	5,439	6.1%
Administrative Charges	21,890	14,104	6,782	7,557	11.4%
TOTAL REQUIREMENTS	94,499	41,430	36,727	38,993	6.2%
FTE	0.85	0.60	0.25	0.25	0.0%

FTE By Position Title By Program

Program: Board of Property Tax Appeals	
Position Title	FTE
Office Specialist 4	0.25
Program Board of Property Tax Appeals FTE Total:	0.25

FTE Changes

There are no changes in FTE.

Board of Property Tax Appeals Program Budget Justification

RESOURCES

The Board of Property Tax Appeals Program is funded entirely by the General Fund. Note that a portion of the General Fund Transfers revenue is indirectly derived from the Oregon Department of Revenue County Assessment Function Funding Assistance (CAFFA) grant since BOPTA administration is part of the grant request the Assessor's Office submits annually.

REQUIREMENTS

Personnel Services increased due to normal step increases and related fringe benefit increases.

MARION COUNTY FY 2024-25 BUDGET

BY DEPARTMENT

CLERK'S OFFICE

CL Administration Program

- Provides and facilitates department leadership and vision.
- The clerk speaks with various groups and organizations and through these engagements the clerk is able to educate the public on what the County Clerk does and what is new within the department. Also offers tours of the Clerk's facilities to school children and other groups and individuals.
- Coordinates long-term planning.
- Provides overall departmental supervision.
- Responsible for economic forecasting, budget preparation, payroll, contract administration, accounts payable, and financial analysis.
- Tracks state and federal legislation and rules in coordination with the Oregon Association of County Clerks and national professional organizations.
- Serves as support staff to the Board of Property Tax Appeals, including public notice, processing appeals, scheduling, organizing, and assisting the board in managing hearings, and compiling and reporting results. Staff also schedules, provides training, and assures that board members are certified to Department of Revenue standards.
- Serves as the independent custodian of the Board of Commissioners Journal.
- Is the statutory County Records Administrator.
- Creates and maintains a healthy environment in which employees, customers, and other stakeholders thrive.

Program Summary

Clerk's Office

Program: CL Administration

	FY 21-22 ACTUAL	FY 22-23 ACTUAL	FY 23-24 BUDGET	FY 24-25 PROPOSED	+/- %
RESOURCES					
Intergovernmental Federal	3,039	0	0	0	n.a.
General Fund Transfers	359,497	603,365	748,609	641,559	-14.3%
TOTAL RESOURCES	362,536	603,365	748,609	641,559	-14.3%
REQUIREMENTS					
Personnel Services	299,913	445,500	526,119	372,843	-29.1%
Materials and Services	15,812	79,400	93,648	125,126	33.6%
Administrative Charges	46,810	78,465	128,842	143,590	11.4%
TOTAL REQUIREMENTS	362,536	603,365	748,609	641,559	-14.3%
FTE	1.85	2.10	3.45	2.45	-29.0%

FTE By Position Title By Program

Program: CL Administration	
Position Title	FTE
County Clerk	1.00
Office Specialist 4	1.45
Program CL Administration FTE Total:	2.45

MARION COUNTY FY 2024-25 BUDGET

BY DEPARTMENT

CLERK'S OFFICE

FTE Changes

There is an overall 1.00 FTE decrease in Clerk's Administration program:

1.00 FTE Elections and Recording Manager position's decrease in the Clerk's Administration's program with a corresponding 0.50 FTE increase in the Licensing and Recording's program and 0.50 FTE increase in Elections' program to meet the shifting demand.

CL Administration Program Budget Justification

RESOURCES

The Clerk's Office Administration Program is entirely funded by the General Fund.

REQUIREMENTS

Personnel Services decreased due to the reallocation of the Election and Recording Manager 1.00 FTE position from Administration to 0.50 FTE in Elections program and 0.50 FTE in Licensing and Recording program to meet the shifting demand.

Materials and Services increased due to annual cost increases in utilities and office space.

MARION COUNTY FY 2024-25 BUDGET

BY DEPARTMENT

CLERK'S OFFICE

KEY DEPARTMENT ACCOMPLISHMENTS

- The office administered two elections in FY 2023-24: A larger than usual November 7, 2023 Special District Election, and the May 21, 2024 Primary Election.
- In FY 2023-24, the Board of Property Tax Appeals received 59 petitions.
- Personnel continues to receive compliments from customers on our high level of quality customer service. We are committed to delivering exceptional customer service.
- During the first 8.5 months of FY 2023-24, Licensing and Recording recorded 29,561 documents and issued 1,324 marriage licenses. This compares to 29,594 documents and 1,531 marriage licenses the first 9 months of FY 2022-23.
- On July 30, 2023, we had a successful conversion of our Land Records Management System, including receipting and billing, from ACS/Conduent/Avenu to Helion.
- Staff have been recertified by the US Department of State to begin accepting passport applications, projected to begin in June, 2024.
- From January 2023 through December 2023, 1205 boxes of records were accessioned (added and catalogued) into archives. It is anticipated that 830 boxes will be destroyed prior to June 30, 2024. 927 requests were received for records/files from archives in 2023 compared to 1,424 requests in 2022.
- The Commissioners Court Journal was added to the Clerk's Internet page to allow the public to search records between 1851 and 1984.
- The Gimmel records accession archiving system will replace our excel spreadsheet archive tracking tool soon, targeted for June 2024.
- Plat scanning project: Archival digital scanning of town plats is completed through 2006, and subdivision and partition plats through 1993 as of March, 2024.

MARION COUNTY FY 2024-25 BUDGET

BY DEPARTMENT

CLERK'S OFFICE

KEY INDICATORS

1: Recording Revenue From Licensing and Recording

Definition and Purpose

The revenue from land document recordings is tracked on a monthly and annual basis. The department tracks recording revenue back to 1999. This is an element in predicting workload and revenue.

Significance

This is necessary to project revenue and resource demands. This addresses the county strategic plan Goal #6: Provide efficient, effective, and responsive government through stewardship and accountability.

Data Units Fiscal Year

FY 20-21 Actual	FY 21-22 Actual	FY 22-23 Actual	FY 23-24 Estimate	FY 24-25 Estimate
\$2,475,889	\$2,001,466	\$1,043,504	\$1,019,710	\$1,030,000

Explanation of Trends and Changes

Recording revenue decreased about 40% FY 2022-23 in the face of increasing interest rates. There has been a decrease in home sales and home loan refinances. Reduced land document recording is expected to continue through this upcoming budget cycle.

2: Election Costs

Definition and Purpose

Election costs, using the Secretary of State formula, have been tracked since May 2000. These figures help determine future budget projections and cost forecasting to manage resources. The below figures are cost per ballot issued.

Significance

This key indicator tracks the cost per voter in administering major elections in a given fiscal year. Cost of regular staff is not included in the Secretary of State formula except for hours worked beyond the normal work week. All election board workers and temporary staff are included, as well as printing, postage, mail handling services, security, cargo van rental, supplies, other contractual services, and amortization of equipment. This key indicator facilitates the county strategic plan Goal #6: Provide efficient, effective, and responsive government through stewardship and accountability.

Data Units Fiscal Year

FY 20-21 Actual	FY 21-22 Actual	FY 22-23 Actual	FY 23-24 Estimate	FY 24-25 Estimate
\$1.82	\$1.82	\$2.01	\$2.10	\$2.25

MARION COUNTY FY 2024-25 BUDGET

BY DEPARTMENT

CLERK'S OFFICE

Explanation of Trends and Changes

Election costs vary significantly depending on the type of election, size of the ballot, number of ballot styles and number of ballots cast by voters. One election can have in excess of 568 different ballot styles. Personnel, postage, printing, and maintenance costs continue to rise. Reimbursement varies greatly in that the State of Oregon will pay for most of an initiative election, but will not pay for a primary or general election. Cities are exempt from paying during primary and general elections. Districts pay a portion of the cost for district elections. Reimbursements are not factored in the above figures. The figures are based on eligible voters and ballots mailed.

The projected cost per voter this year is expected to be \$2.25. In Fiscal Year 2023-24, a November Special District Election and a May Presidential Primary Election will have been conducted.

3: Board of Property Tax Appeals

Definition and Purpose

The Clerk's Office tracks the number of property tax appeal petitions filed each year. Also tracked are the assessed value reduction and assessed value considered. This data is necessary for resource management and planning, budget projections, and the Assessor's County Assessment Function Funding Assistance grant application with the Oregon Department of Revenue.

Significance

With home and other property values recently increasing, fewer property owners are appealing their value assessed. Those that do appeal are given our full attention and this exemplifies the county strategic plan Goal #6: Provide efficient, effective, and responsive government through stewardship and accountability.

Data Units Fiscal Year

FY 20-21 Actual	FY 21-22 Actual	FY 22-23 Actual	FY 23-24 Estimate	FY 24-25 Estimate
63 Appeals	52 Appeals	87 Appeals	59 Appeals	130 Appeals

Explanation of Trends and Changes

The number of petitions filed increased. Property values have increased. But because of Measure 50, tax bills have not recently increased substantially, so fewer taxpayers are requesting a hearing to review their property's assessed value or true market value than historically. A modest increase in appeals is anticipated for next year.

4: Marriage Licenses and Passports Applications

Definition and Purpose

Marriage licenses issued and passport applications received are tracked for a ten-year period. The purpose is to note if there are any changing trends.

Significance

Marriage licenses issued and passport applications received are tracked for informational purposes. This key indicator relates to the county strategic plan Goal #6: Provide efficient, effective, and responsive government through stewardship and accountability.

MARION COUNTY FY 2024-25 BUDGET
 BY DEPARTMENT
 CLERK'S OFFICE

Data Units Fiscal Year

FY 20-21 Actual	FY 21-22 Actual	FY 22-23 Actual	FY 23-24 Estimate	FY 24-25 Estimate
2,234 Marriage Licenses	2,199 Marriage Licenses	2,106 Marriage Licenses,	2,200 Marriage Licenses,	2,200 Marriage Licenses, 1,000 Passport Applications
0 Passport Applications	0 Passport Applications	0 Passport Applications	0 Passport Applications	

Explanation of Trends and Changes

The number of marriage licenses issued has averaged about 2,300 over the last eighteen years with a high of 2,593 in 2016-17. The license requests more than double in summer months over the winter months.

Between 2000 and 2016, the number of passports issued has averaged 853 with a high of 1,378 in 2006-07. The number of passport applications increased dramatically after the November 2016 Presidential General Election due to the changed political climate, coupled with Salem's main United States Post Office change to requiring appointments for accepting applications. 7,112 passport applications were processed in calendar year 2017.

In response to the COVID-19 Pandemic, passport acceptance was suspended in late March of 2020 after processing 3,432 applications for the 2019-20 Fiscal Year. Passport applications are expected to resume in June 2024.

MARION COUNTY FY 2024-25 BUDGET

BY DEPARTMENT

CLERK'S OFFICE

Resources by Fund Detail				
100 - General Fund	Actual FY 21-22	Actual FY 22-23	Budget FY 23-24	Proposed FY 24-25
Intergovernmental Federal				
331404 County American Rescue Plan	26,103	0	0	0
Intergovernmental Federal Total	26,103	0	0	0
General Fund Transfers				
381100 Transfer from General Fund	2,996,172	3,492,582	3,802,729	4,037,351
General Fund Transfers Total	2,996,172	3,492,582	3,802,729	4,037,351
General Fund Total	3,022,274	3,492,582	3,802,729	4,037,351
120 - County Clerk Records				
Intergovernmental Federal				
331404 County American Rescue Plan	2,054	0	0	0
Intergovernmental Federal Total	2,054	0	0	0
Charges for Services				
341820 County Clerk Records Fees	170,858	96,261	98,000	98,000
Charges for Services Total	170,858	96,261	98,000	98,000
Interest				
361000 Investment Earnings	902	2,206	2,200	2,200
Interest Total	902	2,206	2,200	2,200
General Fund Transfers				
381100 Transfer from General Fund	0	0	0	58,783
General Fund Transfers Total	0	0	0	58,783
Net Working Capital				
392000 Net Working Capital Unrestr	163,159	198,784	141,679	55,597
Net Working Capital Total	163,159	198,784	141,679	55,597
County Clerk Records Total	336,973	297,251	241,879	214,580
Clerk's Office Grand Total	3,359,248	3,789,833	4,044,608	4,251,931

MARION COUNTY FY 2024-25 BUDGET

BY DEPARTMENT

CLERK'S OFFICE

Requirements by Fund Detail

100 - General Fund	Actual FY 21-22	Actual FY 22-23	Budget FY 23-24	Proposed FY 24-25
Personnel Services				
Salaries and Wages				
511110 Regular Wages	557,420	672,339	928,016	950,710
511115 Pandemic Recognition Pay	16,500	0	0	0
511120 Temporary Wages	104,910	82,207	130,026	130,052
511130 Vacation Pay	23,274	33,652	0	0
511140 Sick Pay	31,939	30,140	0	0
511141 Emergency Sick Pay	5,562	0	0	0
511150 Holiday Pay	30,933	40,024	0	0
511160 Comp Time Pay	5,425	10,612	0	0
511210 Compensation Credits	11,511	8,968	9,416	9,418
511240 Leave Payoff	21,522	822	0	0
511260 Election Workers	21,488	77,816	60,000	60,000
511280 Cell Phone Pay	602	602	0	0
511290 Health Insurance Waiver Pay	3,679	7,221	7,200	7,200
511420 Premium Pay	7,860	41,276	26,011	30,011
511450 Premium Pay Temps	4,848	5,402	4,000	0
Salaries and Wages Total	847,472	1,011,081	1,164,669	1,187,391
Fringe Benefits				
512010 Fringe Benefits Budget Only	0	0	11,554	11,854
512110 PERS	169,643	181,517	268,668	274,349
512120 401K	10,032	11,809	12,467	12,599
512130 PERS Debt Service	36,077	55,414	49,431	61,455
512200 FICA	57,388	70,274	81,449	83,293
512300 Paid Leave Oregon	0	2,070	4,612	3,864
512310 Medical Insurance	183,515	190,478	243,972	255,024
512320 Dental Insurance	14,586	15,537	20,736	21,504
512330 Group Term Life Insurance	1,043	1,327	1,609	1,724
512340 Long Term Disability Insurance	2,366	2,902	3,348	3,584
512400 Unemployment Insurance	2,544	2,958	1,419	1,257
512520 Workers Comp Insurance	308	389	682	577
512600 Wellness Program	498	578	680	680
512610 Employee Assistance Program	465	543	629	630
512700 County HSA Contributions	2,440	3,034	1,950	4,172
Fringe Benefits Total	480,904	538,832	703,206	736,566
Personnel Services Total	1,328,376	1,549,913	1,867,875	1,923,957
Materials and Services				
Supplies				
521010 Office Supplies	10,492	16,732	11,880	11,880
521030 Field Supplies	0	619	400	0

MARION COUNTY FY 2024-25 BUDGET

BY DEPARTMENT

CLERK'S OFFICE

100 - General Fund	Actual FY 21-22	Actual FY 22-23	Budget FY 23-24	Proposed FY 24-25
Materials and Services				
521050 Janitorial Supplies	0	25	100	0
521070 Departmental Supplies	16,741	12,086	8,720	14,000
521080 Food Supplies	0	25	0	0
521090 Uniforms and Clothing	0	705	0	0
521110 First Aid Supplies	0	327	0	400
521170 Educational Supplies	925	0	0	0
521190 Publications	(50)	0	688	688
521210 Gasoline	560	489	600	600
521220 Diesel	37	52	0	100
521300 Safety Clothing	0	131	300	300
Supplies Total	28,704	31,190	22,688	27,968
Materials				
522150 Small Office Equipment	0	9,631	5,900	5,900
522160 Small Departmental Equipment	0	6,153	1,300	1,300
522170 Computers Non Capital	2,449	7,651	8,330	29,889
522180 Software	3,715	4,455	58,349	1,650
Materials Total	6,164	27,890	73,879	38,739
Communications				
523010 Telephone Equipment	567	0	0	200
523020 Phone and Communication Svcs	0	0	450	0
523040 Data Connections	7,456	11,070	13,200	13,200
523050 Postage	136,610	88,854	85,105	120,000
523060 Cellular Phones	921	954	1,425	1,425
523090 Long Distance Charges	196	210	170	170
Communications Total	145,750	101,088	100,350	134,995
Utilities				
524010 Electricity	29,226	32,990	35,313	33,815
524020 City Operations and St Lights	72	78	84	99
524040 Natural Gas	354	368	831	818
524050 Water	562	520	605	563
524070 Sewer	1,187	1,110	1,159	1,220
524090 Garbage Disposal and Recycling	2,061	1,932	2,080	3,076
Utilities Total	33,462	36,998	40,072	39,591
Contracted Services				
525430 Programming and Data Services	177,703	225,073	0	15,000
525449 Microsoft 365	0	0	0	19,791
525450 Subscription Services	0	3,980	7,500	7,500
525555 Security Services	10,443	34,371	21,200	21,200
525710 Printing Services	173,823	333,515	256,034	280,000
525715 Advertising	685	3,702	4,432	9,000

MARION COUNTY FY 2024-25 BUDGET

BY DEPARTMENT

CLERK'S OFFICE

100 - General Fund	Actual FY 21-22	Actual FY 22-23	Budget FY 23-24	Proposed FY 24-25
Materials and Services				
525735 Mail Services	54,306	67,401	37,862	60,000
525740 Document Disposal Services	(2,205)	1,514	1,950	1,950
525770 Interpreters and Translators	0	0	300	300
525999 Other Contracted Services	7,523	8,603	41,940	7,440
Contracted Services Total	422,277	678,157	371,218	422,181
Repairs and Maintenance				
526010 Office Equipment Maintenance	1,459	0	4,601	2,500
526011 Dept Equipment Maintenance	36,819	19,745	17,450	22,500
526021 Computer Software Maintenance	114,350	117,981	254,629	258,843
526030 Building Maintenance	379	1,573	830	2,500
Repairs and Maintenance Total	153,007	139,300	277,510	286,343
Rentals				
527100 Vehicle Rental	242	181	3,960	3,960
527110 Fleet Leases	4,404	3,972	3,978	4,165
527120 Motor Pool Mileage	751	2,289	0	2,400
527130 Parking	6,247	13,320	2,000	15,000
527140 County Parking	3,300	3,300	3,310	3,310
527210 Building Rental Private	250,154	233,234	250,577	250,577
527240 Condo Assn Assessments	39,656	35,906	40,426	64,388
527300 Equipment Rental	7,448	12,011	8,301	10,000
527999 GASB 87 Adjustment	(237,330)	0	0	0
Rentals Total	74,872	304,213	312,552	353,800
Miscellaneous				
529110 Mileage Reimbursement	2,085	1,194	4,308	2,500
529120 Commercial Travel	385	3,645	1,550	4,250
529130 Meals	328	2,021	1,916	2,500
529140 Lodging	6,096	11,338	12,875	12,875
529210 Meetings	1,355	1,219	2,400	2,400
529220 Conferences	3,490	6,656	9,100	9,100
529230 Training	199	5,734	18,100	12,000
529300 Dues and Memberships	1,474	2,290	3,150	3,150
529650 Pre Employment Costs	1,348	2,317	4,500	4,500
529840 Professional Licenses	0	85	0	100
529860 Permits	0	1,150	0	0
529910 Awards and Recognition	229	197	565	565
529999 Miscellaneous Expense	0	392	0	100
Miscellaneous Total	16,988	38,237	58,464	54,040
Materials and Services Total	881,224	1,357,073	1,256,733	1,357,657

MARION COUNTY FY 2024-25 BUDGET

BY DEPARTMENT

CLERK'S OFFICE

100 - General Fund	Actual FY 21-22	Actual FY 22-23	Budget FY 23-24	Proposed FY 24-25
Administrative Charges				
611100 County Admin Allocation	21,198	24,842	31,727	36,128
611200 BS Admin Allocation	0	0	0	9,884
611210 Facilities Mgt Allocation	82,237	89,681	95,286	82,588
611220 Custodial Allocation	63,554	62,401	74,500	68,068
611230 Courier Allocation	732	1,268	1,409	1,363
611240 Grounds Maintenance Allocation	0	0	0	2,207
611250 Risk Management Allocation	2,396	2,320	2,754	2,641
611260 Human Resources Allocation	26,262	27,416	35,651	43,652
611300 Legal Services Allocation	14,487	14,495	25,894	47,547
611400 Information Tech Allocation	136,179	128,010	152,538	173,206
611410 FIMS Allocation	23,174	31,286	24,975	30,242
611420 Telecommunications Allocation	11,550	7,564	8,102	4,853
611430 Technology Solution Allocation	110,200	122,733	119,154	71,530
611600 Finance Allocation	47,949	39,458	46,311	67,042
611800 MCBEE Allocation	72	59	36,270	61,273
612100 IT Equipment Use Charges	26,255	23,629	11,153	36,713
614100 Liability Insurance Allocation	5,100	7,199	7,500	11,400
614200 WC Insurance Allocation	3,999	4,400	4,897	5,400
Administrative Charges Total	575,344	586,760	678,121	755,737
Debt Service Principal				
541200 Lease Financing Principal	222,834	0	0	0
Debt Service Principal Total	222,834	0	0	0
Debt Service Interest				
542200 Lease Interest	15,661	(1,165)	0	0
Debt Service Interest Total	15,661	(1,165)	0	0
General Fund Total	3,023,439	3,492,582	3,802,729	4,037,351
120 - County Clerk Records				
	Actual FY 21-22	Actual FY 22-23	Budget FY 23-24	Proposed FY 24-25
Personnel Services				
Salaries and Wages				
511110 Regular Wages	45,397	49,429	64,341	67,558
511115 Pandemic Recognition Pay	1,500	0	0	0
511130 Vacation Pay	3,575	5,628	0	0
511140 Sick Pay	1,848	1,396	0	0
511150 Holiday Pay	2,890	2,747	0	0
511210 Compensation Credits	2,138	2,357	2,475	2,598
511420 Premium Pay	0	88	0	0
Salaries and Wages Total	57,348	61,645	66,816	70,156

MARION COUNTY FY 2024-25 BUDGET

BY DEPARTMENT

CLERK'S OFFICE

120 - County Clerk Records	Actual FY 21-22	Actual FY 22-23	Budget FY 23-24	Proposed FY 24-25
Personnel Services				
Fringe Benefits				
512110 PERS	12,271	13,246	16,704	17,539
512130 PERS Debt Service	3,964	4,945	3,074	3,929
512200 FICA	4,208	4,604	5,061	5,317
512300 Paid Leave Oregon	0	142	267	281
512310 Medical Insurance	17,497	17,860	18,072	18,216
512320 Dental Insurance	1,405	1,467	1,536	1,536
512330 Group Term Life Insurance	98	109	112	123
512340 Long Term Disability Insurance	204	225	233	257
512400 Unemployment Insurance	172	180	100	105
512520 Workers Comp Insurance	19	19	30	30
512600 Wellness Program	40	40	40	40
512610 Employee Assistance Program	37	37	37	37
Fringe Benefits Total	39,915	42,873	45,266	47,410
Personnel Services Total	97,263	104,519	112,082	117,566
Materials and Services				
Supplies				
521070 Departmental Supplies	12,934	10,407	16,112	16,112
Supplies Total	12,934	10,407	16,112	16,112
Materials				
522150 Small Office Equipment	0	27	0	0
522170 Computers Non Capital	0	0	0	1,268
Materials Total	0	27	0	1,268
Contracted Services				
525430 Programming and Data Services	0	0	69,465	46,306
525449 Microsoft 365	0	0	0	460
525740 Document Disposal Services	0	2,496	0	0
Contracted Services Total	0	2,496	69,465	46,766
Materials and Services Total	12,934	12,930	85,577	64,146
Administrative Charges				
611100 County Admin Allocation	1,383	2,177	2,646	2,045
611200 BS Admin Allocation	0	0	0	625
611230 Courier Allocation	46	102	99	69
611260 Human Resources Allocation	1,633	2,212	2,510	2,213
611400 Information Tech Allocation	9,192	12,078	14,951	10,927
611410 FIMS Allocation	1,583	2,944	2,449	1,913
611420 Telecommunications Allocation	782	711	793	312
611430 Technology Solution Allocation	7,628	11,641	11,531	4,605
611600 Finance Allocation	3,960	4,042	4,663	3,886

MARION COUNTY FY 2024-25 BUDGET

BY DEPARTMENT

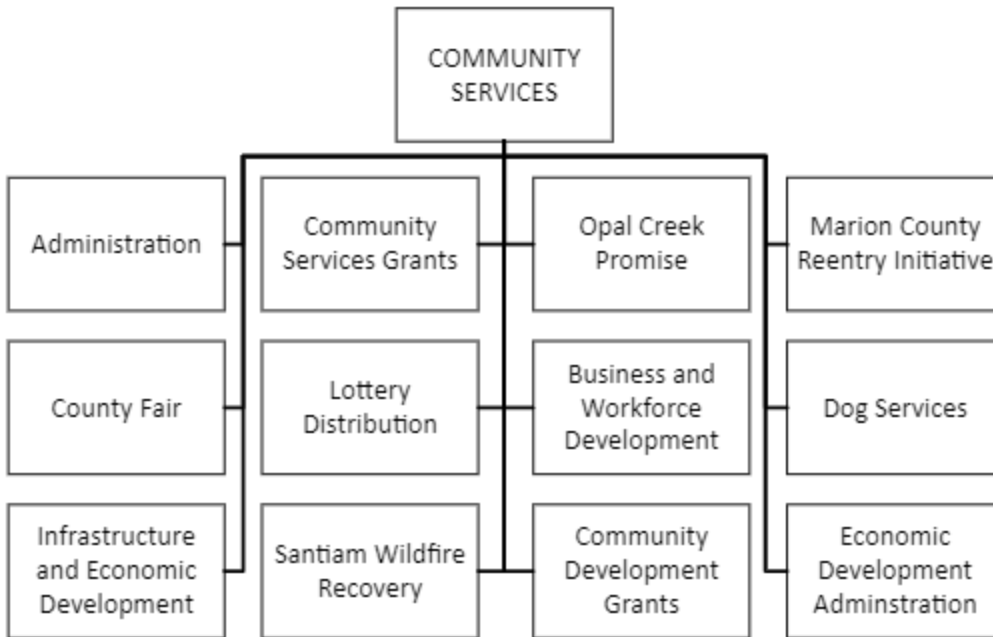
CLERK'S OFFICE

120 - County Clerk Records	Actual FY 21-22	Actual FY 22-23	Budget FY 23-24	Proposed FY 24-25
Administrative Charges				
611800 MCBEE Allocation	5	5	3,500	3,951
612100 IT Equipment Use Charges	1,780	2,212	1,078	2,322
Administrative Charges Total	27,992	38,123	44,220	32,868
County Clerk Records Total	138,189	155,572	241,879	214,580
Clerk's Office Grand Total	3,161,628	3,648,153	4,044,608	4,251,931

MARION COUNTY FY 2024-25 BUDGET
BY DEPARTMENT
CLERK'S OFFICE

THIS PAGE HAS BEEN INTENTIONALLY LEFT BLANK

COMMUNITY SERVICES



MISSION STATEMENT

Learn, lead, and invest in bold and meaningful ways to empower families and communities to flourish.

GOALS AND OBJECTIVES

- Goal 1 Administration: Provide integrated operational support to ensure all programs achieve optimum effectiveness.
 - Objective 1 Provide consistent and timely service to all internal and external customers, including support to advisory bodies.
 - Objective 2 Communicate effectively with all partners and stakeholders to ensure information is provided in an efficient, effective, and responsive manner.
 - Objective 3 Advise and execute to provide innovative and lasting solutions to challenging issues.

- Goal 2 Viable Communities: Promote resilient communities that prosper and work in partnership to maintain and improve the quality of life.
 - Objective 1 Develop resilient relationships and networks throughout the county that stimulate positive outcomes for communities.
 - Objective 2 Promote opportunities for residents to participate in decision-making to ensure outcomes benefit local communities.
 - Objective 3 Support catalytic collaborations by developing effective partnerships with individuals, organizations, and local governments throughout the county.

- Goal 3 Economic Development: Serve as a convener and manager of Marion County’s economic development strategic plan and ensure stakeholders are engaged and working toward economic growth, increased employment, and improved standards of living.
 - Objective 1 Establish organizational capacity, align internal governance and management, and serve as a bridge between rural and urban communities in ways that foster economic growth and development.

MARION COUNTY FY 2024-25 BUDGET

BY DEPARTMENT

COMMUNITY SERVICES

- Objective 2 Bring together key partners and stakeholders to problem-solve and consider complex projects.
 - Objective 3 Create business opportunities by enhancing existing industries, supporting a healthy workforce, and fostering thriving economic ecosystems.
 - Objective 4 Foster a robust and seamless research and development system that is innovative, creates new markets within the natural resource industry, and promotes local assets that benefit businesses, programs, and stakeholders.
 - Objective 5 Partner with rural communities and stakeholders to foster the development of affordable housing, transportation options, access to recreation, and retail amenities.
 - Objective 6 Provide oversight and management of the county's video lottery funding.
- Goal 4 County Fair: Provide effective and efficient administrative support that ensures the success of the Marion County Fair.
- Objective 1 Support the fair through efficient support and wise fiscal management utilizing optimum management practices.
 - Objective 2 Support fair board members, provide excellent communication and program coordination, and develop creative revenue sources.
 - Objective 3 Provide excellent customer service to all fair participants through a streamlined registration process, quality coordination, and effective execution of events and activities.
 - Objective 4 Increase fair attendance by 3% annually and work with the Marion County Fair Board and event coordinators to identify events that attract fairgoers and increase fair revenues.
- Goal 5 Dog Services: Protect the people and dogs of Marion County by providing professional and courteous enforcement and sheltering services.
- Objective 1 Enforce Marion County's dog licensing and dog control codes.
 - Objective 2 Provide shelter and care for lost dogs until they are reunited with their families or adopted.
 - Objective 3 Return as many dogs as possible to their owners, obtain positive outcomes for the remaining dogs via adoption, foster families, and transfers to other shelters or rescues.
 - Objective 4 Promote appropriate treatment of dogs and the responsibilities of dog ownership.
- Goal 6 Community Development Block Grant (CDBG) and HOME Investment Partnership grant programs: Develop the County's CDBG and HOME program as an important tool in the development of affordable homeownership and rental units for low-moderate income households, eliminating slum and blight, building public infrastructure, increasing investment in services for disadvantaged communities, and creating jobs.
- Objective 1 Promote the development of affordable housing for low-moderate income families.
 - Objective 2 Promote the development of affordable rental housing for low-moderate income families.
 - Objective 3 Invest in activities that increase services to low-moderate income and disadvantaged clientele.
 - Objective 4 Meet all HUD program requirements in a timely manner.
- Goal 7 Wildfire Recovery: Provide service to those impacted by the 2020 Beachie Creek Wildfire and work with local fire impacted communities toward full recovery, Coordinate various County wildfire recovery efforts.
- Objective 1 Work with individuals, communities, organizations, and government entities to assist cities and residents as they begin recovery from the 2020 Labor Day Wildfires.
 - Objective 2 Provide technical assistance to the elected officials and staff of the Cities of Detroit and Gates for wildfire recovery related activities.
 - Objective 3 Integrate wildfire recovery efforts with economic development activities to help build a strong and coordinated recovery of the local economies.

MARION COUNTY FY 2024-25 BUDGET

BY DEPARTMENT

COMMUNITY SERVICES

DEPARTMENT OVERVIEW

The Community Services Department is comprised of twelve programs that provide a variety of services that include promoting viable communities and economic development, overseeing the county fair, administering dog services, delivering the County's CDBG/HOME grants programs, coordinating aspects of the County's wildfire recovery efforts and working with partners on behalf of Marion County's citizens and communities.

The department promotes strategic alliances between community members, civic and business leaders, social and government service agencies, and other interested parties in an effort to strengthen communities and economies. Additionally, the department manages one advisory board; maintains the county dog services program, including the operation of the shelter; provides support to implement contracts; serves as the fiscal administrator of donations received for the Marion County Reentry Initiative client fund; facilitates the county's economic development efforts, including the oversight of Marion County's Oregon Video Lottery monies; performs budget and administrative responsibilities for the Marion County Extension and 4-H Service District; and provides the management and administrative responsibilities for the county fair.

MARION COUNTY FY 2024-25 BUDGET

BY DEPARTMENT

COMMUNITY SERVICES

RESOURCE AND REQUIREMENT SUMMARY

Community Services	FY 21-22 ACTUAL	FY 22-23 ACTUAL	FY 23-24 BUDGET	FY 24-25 PROPOSED	+/- %
RESOURCES					
Licenses and Permits	247,563	222,588	240,000	200,000	-16.7%
Intergovernmental Federal	49,130	3,146,879	27,959,327	25,048,581	-10.4%
Intergovernmental State	2,472,240	2,820,783	2,282,816	2,604,753	14.1%
Charges for Services	580,016	482,636	368,550	342,521	-7.1%
Fines and Forfeitures	11,011	15,349	10,000	10,000	0.0%
Interest	15,741	89,762	22,500	57,000	153.3%
Other Revenues	77,853	89,682	62,269	65,524	5.2%
General Fund Transfers	2,089,878	2,076,123	2,575,559	2,768,104	7.5%
Other Fund Transfers	1,000	1,000	1,000	1,000	0.0%
Net Working Capital	3,139,596	4,660,114	5,431,286	6,149,818	13.2%
TOTAL RESOURCES	8,684,028	13,604,916	38,953,307	37,247,301	-4.4%
REQUIREMENTS					
Personnel Services					
Salaries and Wages	1,299,907	1,445,029	1,712,074	1,828,670	6.8%
Fringe Benefits	827,626	915,342	1,160,333	1,218,632	5.0%
Total Personnel Services	2,127,532	2,360,370	2,872,407	3,047,302	6.1%
Materials and Services					
Supplies	56,748	59,143	92,661	85,148	-8.1%
Materials	3,430	6,356	28,479	36,957	29.8%
Communications	12,100	11,775	20,435	15,050	-26.4%
Utilities	36,036	39,853	43,428	46,079	6.1%
Contracted Services	1,280,488	4,429,078	5,326,726	7,762,697	45.7%
Repairs and Maintenance	92,991	49,567	25,350	22,252	-12.2%
Rentals	26,923	130,282	158,031	170,933	8.2%
Insurance	4,023	4,926	5,800	5,000	-13.8%
Miscellaneous	53,364	84,443	155,072	178,480	15.1%
Total Materials and Services	1,566,101	4,815,423	5,855,982	8,322,596	42.1%
Administrative Charges	570,687	673,972	883,346	870,635	-1.4%
Debt Service Principal	42,229	0	0	0	n.a.
Debt Service Interest	3,083	(136)	0	0	n.a.
Transfers Out	324,000	324,000	324,000	337,244	4.1%
Contingency	0	0	2,888,451	710,000	-75.4%
Reserve for Future Expenditure	0	0	25,607,005	23,959,524	-6.4%
Ending Fund Balance	0	0	522,116	0	-100.0%
TOTAL REQUIREMENTS	4,633,633	8,173,629	38,953,307	37,247,301	-4.4%
FTE	21.90	23.90	25.90	25.90	0.0%

MARION COUNTY FY 2024-25 BUDGET

BY DEPARTMENT

COMMUNITY SERVICES

FUNDS

Fund Name	FY 21-22 ACTUAL	FY 22-23 ACTUAL	FY 23-24 BUDGET	FY 24-25 PROPOSED	% of Total
RESOURCES					
FND 100 General Fund	906,424	829,480	1,066,777	1,155,491	3.1%
FND 160 Community Services Grants	75,812	2,233,166	19,874,740	17,551,221	47.1%
FND 165 Lottery and Economic Dev	5,210,887	5,921,385	6,175,261	6,873,398	18.5%
FND 170 Community Development	0	1,852,151	8,763,255	8,506,824	22.8%
FND 230 Dog Services	1,619,517	1,611,232	1,851,182	1,972,136	5.3%
FND 270 County Fair	871,388	1,157,502	1,222,092	1,188,231	3.2%
TOTAL RESOURCES	8,684,028	13,604,916	38,953,307	37,247,301	100.0%
REQUIREMENTS					
FND 100 General Fund	906,424	829,480	1,066,777	1,155,491	3.1%
FND 160 Community Services Grants	14,943	2,172,294	19,874,740	17,551,221	47.1%
FND 165 Lottery and Economic Dev	1,889,525	2,029,205	6,175,261	6,873,398	18.5%
FND 170 Community Development	0	1,227,668	8,763,255	8,506,824	22.8%
FND 230 Dog Services	1,556,945	1,549,183	1,851,182	1,972,136	5.3%
FND 270 County Fair	265,796	365,800	1,222,092	1,188,231	3.2%
TOTAL REQUIREMENTS	4,633,633	8,173,629	38,953,307	37,247,301	100.0%

PROGRAMS

	FY 21-22 ACTUAL	FY 22-23 ACTUAL	FY 23-24 BUDGET	FY 24-25 PROPOSED	+/- %
RESOURCES					
CS Administration	906,424	829,480	1,151,887	1,273,596	10.6%
Community Services Grants	2,269	2,148,366	4,853,031	4,899,202	1.0%
MC Reentry Initiative	73,543	84,800	100,654	92,379	-8.2%
Opal Creek Promise	0	0	14,921,055	12,559,640	-15.8%
Dog Services	1,619,517	1,611,232	1,851,182	1,972,136	6.5%
County Fair	871,388	1,157,502	1,222,092	1,188,231	-2.8%
Economic Development Admin	3,881,285	4,795,482	3,547,151	4,271,543	20.4%
Lottery Distribution	1,329,602	458,106	558,000	238,750	-57.2%
Business and Workforce Dev	0	210,934	960,000	1,085,000	13.0%
Infrastructure and Econ Dev	0	456,864	1,025,000	1,160,000	13.2%
Santiam Wildfire Recovery	0	888,485	766,806	571,138	-25.5%
Community Development Grants	0	963,666	7,996,449	7,935,686	-0.8%
TOTAL RESOURCES	8,684,028	13,604,916	38,953,307	37,247,301	-4.4%
REQUIREMENTS					
CS Administration	906,424	829,480	1,151,887	1,273,596	10.6%
Community Services Grants	2,076	2,157,279	4,853,031	4,899,202	1.0%
MC Reentry Initiative	12,867	15,015	100,654	92,379	-8.2%
Opal Creek Promise	0	0	14,921,055	12,559,640	-15.8%
Dog Services	1,556,945	1,549,183	1,851,182	1,972,136	6.5%
County Fair	265,796	365,800	1,222,092	1,188,231	-2.8%
Economic Development Admin	559,923	903,302	3,547,151	4,271,543	20.4%
Lottery Distribution	1,329,602	458,106	558,000	238,750	-57.2%
Business and Workforce Dev	0	210,934	960,000	1,085,000	13.0%
Infrastructure and Econ Dev	0	456,864	1,025,000	1,160,000	13.2%
Santiam Wildfire Recovery	0	334,002	766,806	571,138	-25.5%
Community Development Grants	0	893,666	7,996,449	7,935,686	-0.8%
TOTAL REQUIREMENTS	4,633,633	8,173,629	38,953,307	37,247,301	-4.4%

MARION COUNTY FY 2024-25 BUDGET

BY DEPARTMENT

COMMUNITY SERVICES

CS Administration Program

- Supports all department program areas, implements department strategic goals, complies with state and federal reporting requirements, and manages the department’s budget, human resources, accounts receivable and payable, contracts, trainings, and interdepartmental coordination.
- Supports staff involvement in countywide initiatives, such as strategic planning, safety committee, emergency management, and business continuity planning.
- Provides professional staff support to the Marion County Fair Board and community outreach activities to achieve department and county objectives, ad hoc task forces and overall department business.
- Advises, executes, and innovates to provide lasting solutions to challenging issues.
- Supports the operations of the Marion County Extension and 4-H Service District.
- Coordinates and delivers various aspects of the County's wildfire recovery efforts.
- Provides leadership and clerical support for the County's CDBG/HOME grants programs.

Program Summary

Community Services

Program: CS Administration

	FY 21-22 ACTUAL	FY 22-23 ACTUAL	FY 23-24 BUDGET	FY 24-25 PROPOSED	+/- %
RESOURCES					
Intergovernmental Federal	19,281	1,081	42,555	59,053	38.8%
Intergovernmental State	0	0	42,555	0	-100.0%
General Fund Transfers	887,143	828,399	1,066,777	1,155,491	8.3%
Other Fund Transfers	0	0	0	59,052	n.a.
TOTAL RESOURCES	906,424	829,480	1,151,887	1,273,596	10.6%
REQUIREMENTS					
Personnel Services	719,840	668,371	958,324	1,029,818	7.5%
Materials and Services	91,758	53,313	95,284	121,282	27.3%
Administrative Charges	91,033	107,796	98,279	122,496	24.6%
Debt Service Principal	3,719	0	0	0	n.a.
Debt Service Interest	73	0	0	0	n.a.
TOTAL REQUIREMENTS	906,424	829,480	1,151,887	1,273,596	10.6%
FTE	6.90	6.90	7.90	7.90	0.0%

FTE By Position Title By Program

Program: CS Administration	
Position Title	FTE
Community Services Director	1.00
Contracts Specialist	2.00
Management Analyst 1	1.00
Office Manager	1.00
Office Specialist 3	1.00
Office Specialist 3 (Bilingual)	1.00
Program Coordinator 2	0.90
Program CS Administration FTE Total:	7.90

MARION COUNTY FY 2024-25 BUDGET
BY DEPARTMENT
COMMUNITY SERVICES

FTE Changes

There are no changes to FTE.

CS Administration Program Budget Justification

RESOURCES

All program costs are covered with General fund transfers with an exception of 1.00 FTE contract specialist position, which is funded by federal and state grants.

REQUIREMENTS

Personnel Services increased due to normal step increases and related fringe benefit increases.

MARION COUNTY FY 2024-25 BUDGET

BY DEPARTMENT

COMMUNITY SERVICES

Community Services Grants Program

- Secure grants and other resources needed to mobilize the community through strategies that address systemic issues or encourage prosperous conditions within Marion County.

Program Summary

Community Services

Program: Community Services Grants

	FY 21-22 ACTUAL	FY 22-23 ACTUAL	FY 23-24 BUDGET	FY 24-25 PROPOSED	+/- %
RESOURCES					
Intergovernmental Federal	0	2,130,608	4,861,945	4,899,202	0.8%
Interest	191	17,376	0	0	n.a.
Other Revenues	(130)	189	0	0	n.a.
Net Working Capital	2,208	193	(8,914)	0	-100.0%
TOTAL RESOURCES	2,269	2,148,366	4,853,031	4,899,202	1.0%
REQUIREMENTS					
Materials and Services	2,076	2,157,279	535,274	525,000	-1.9%
Administrative Charges	0	0	61,378	31,476	-48.7%
Contingency	0	0	502,757	50,000	-90.1%
Reserve for Future Expenditure	0	0	3,753,622	4,292,726	14.4%
TOTAL REQUIREMENTS	2,076	2,157,279	4,853,031	4,899,202	1.0%

Community Services Grants Program Budget Justification

RESOURCES

Resources include two federal funding allocations for the Detroit Marinas Excavation and Resiliency project including \$3,000,000 in County ARPA funding and \$2,000,000 in 2022 Congressionally Directed Spending.

REQUIREMENTS

There are minimal changes to Materials and Services for federal grant allocations. Remaining funds have been allocated to Contingency and Reserve for Future Expenditures for future project expenditures beyond FY 2024-25.

MARION COUNTY FY 2024-25 BUDGET

BY DEPARTMENT

COMMUNITY SERVICES

MC Reentry Initiative Program

- Participates actively in reentry meetings, workgroups, and the Marion County Justice Reinvestment Council.
- Provides fiscal management of donations received in support of the Marion County Reentry Initiative. Funds collected are used to address barriers to education, training, employment, medical care access, and victim assistance services.
- Aids in the development and implementation of sustainability plans, as well as identified administrative supports.

Program Summary

Community Services	Program: MC Reentry Initiative				+/- %
	FY 21-22 ACTUAL	FY 22-23 ACTUAL	FY 23-24 BUDGET	FY 24-25 PROPOSED	
RESOURCES					
Other Revenues	36,355	21,124	27,869	33,019	18.5%
General Fund Transfers	2,000	2,000	2,000	2,000	0.0%
Other Fund Transfers	1,000	1,000	1,000	1,000	0.0%
Net Working Capital	34,188	60,676	69,785	56,360	-19.2%
TOTAL RESOURCES	73,543	84,800	100,654	92,379	-8.2%
REQUIREMENTS					
Materials and Services	10,023	11,429	89,485	77,110	-13.8%
Administrative Charges	2,844	3,585	1,169	5,269	350.7%
Contingency	0	0	10,000	10,000	0.0%
TOTAL REQUIREMENTS	12,867	15,015	100,654	92,379	-8.2%

MC Reentry Initiative Program Budget Justification

RESOURCES

Total Resources for the MC Reentry Program remains high but policies have been modified to make it easier to assist clients and it is anticipated to see more clients supported over the next year.

REQUIREMENTS

Total Requirements reflects costs associated with this program area; annual reentry fundraising event, support for victim services, and removing barriers for reentry and justice reinvestment clients.

MARION COUNTY FY 2024-25 BUDGET

BY DEPARTMENT

COMMUNITY SERVICES

Opal Creek Promise Program

- Secure grants related to the Opal Creek Promise to support Economic Development activities in the North Santiam Canyon.

Program Summary

Community Services				Program: Opal Creek Promise	
	FY 21-22 ACTUAL	FY 22-23 ACTUAL	FY 23-24 BUDGET	FY 24-25 PROPOSED	+/- %
RESOURCES					
Intergovernmental Federal	0	0	14,921,055	12,559,640	-15.8%
TOTAL RESOURCES	0	0	14,921,055	12,559,640	-15.8%
REQUIREMENTS					
Materials and Services	0	0	750,000	1,700,000	126.7%
Administrative Charges	0	0	191,413	101,916	-46.8%
Contingency	0	0	1,500,000	180,000	-88.0%
Reserve for Future Expenditure	0	0	12,479,642	10,577,724	-15.2%
TOTAL REQUIREMENTS	0	0	14,921,055	12,559,640	-15.8%

Opal Creek Promise Program Budget Justification

RESOURCES

Resources include four federal funding allocations for the Opal Creek Promise program including \$2,000,000 in 2021 Congressionally Directed Spending, \$1,000,000 in 2022 Congressionally Directed Spending, and \$12,000,000 in 2023 Disaster Relief Supplemental Appropriations Act funding.

REQUIREMENTS

Materials and Services have increased due to Federal grant allocations referenced above. Remaining funds have been allocated to contingency and reserve for future expenditures for future project expenditures beyond FY 2024-25.

MARION COUNTY FY 2024-25 BUDGET

BY DEPARTMENT

COMMUNITY SERVICES

Dog Services Program

- Issues licenses for all dogs in Marion County.
- Provides shelter and care for lost dogs.
- Provides opportunities for the public to adopt unclaimed lost dogs.
- Provides education to the public about dogs.
- Responds to emergency calls involving dogs.
- Issues fines and warnings for violation of the dog control codes.
- Supports community outreach, systems alignment, and community engagement efforts.

Program Summary

Community Services

Program: Dog Services

	FY 21-22 ACTUAL	FY 22-23 ACTUAL	FY 23-24 BUDGET	FY 24-25 PROPOSED	+/- %
RESOURCES					
Licenses and Permits	247,563	222,588	240,000	200,000	-16.7%
Intergovernmental Federal	27,795	0	0	0	n.a.
Charges for Services	128,713	106,350	97,450	83,050	-14.8%
Fines and Forfeitures	11,011	15,349	10,000	10,000	0.0%
Interest	1,040	3,385	1,000	3,000	200.0%
Other Revenues	20,554	25,264	3,900	7,800	100.0%
General Fund Transfers	1,130,735	1,175,724	1,436,782	1,610,613	12.1%
Net Working Capital	52,105	62,572	62,050	57,673	-7.1%
TOTAL RESOURCES	1,619,517	1,611,232	1,851,182	1,972,136	6.5%
REQUIREMENTS					
Personnel Services	1,128,336	1,072,948	1,285,230	1,362,470	6.0%
Materials and Services	185,555	193,885	318,708	305,101	-4.3%
Administrative Charges	242,670	282,350	247,244	291,321	17.8%
Debt Service Principal	378	0	0	0	n.a.
Debt Service Interest	7	0	0	0	n.a.
Transfers Out	0	0	0	13,244	n.a.
TOTAL REQUIREMENTS	1,556,945	1,549,183	1,851,182	1,972,136	6.5%
FTE	12.00	12.00	13.00	13.00	0.0%

FTE By Position Title By Program

Program: Dog Services	
Position Title	FTE
Dog Control Officer	2.00
Office Specialist 2	1.00
Office Specialist 2 (Bilingual)	1.00
Office Specialist 3	1.00
Office Specialist 4	1.00
Shelter Manager	1.00
Shelter Operations Manager	1.00
Shelter Technician	4.00

MARION COUNTY FY 2024-25 BUDGET

BY DEPARTMENT

COMMUNITY SERVICES

Program: Dog Services	
Position Title	FTE
Veterinary Technician	1.00
Program Dog Services FTE Total:	13.00

FTE Changes

There are no changes to FTE.

Dog Services Program Budget Justification

RESOURCES

Resources for the Dog Services licensing program decreased due to long-term impacts from the COVID-19 pandemic on community-based veterinary services, including limited public access to veterinary care, but other Charges for Services such as Hearings & Fines and impound and board fees have stayed consistent. General Fund Transfers increased to support the overall operations cost of the shelter.

REQUIREMENTS

Personnel Services increased due to normal step increases and related fringe benefits. Overall, Materials and services decreased despite higher dog intake numbers. We continually seek in-kind donations of food and basic supplies such as leashes, food bowls, and blankets to help offset increased costs associated with higher intake numbers which includes increased amounts of dog food, vaccines, and supplies for basic medical care.

MARION COUNTY FY 2024-25 BUDGET

BY DEPARTMENT

COMMUNITY SERVICES

County Fair Program

- Provides a showcase for agricultural education and a positive environment for Marion County's youth and adult competitors. The Marion County Fair is the gateway for winning exhibitors to compete at the Oregon State Fair.
- Provides a platform for county residents to showcase their art, foods, textiles, hobbies, poetry, table setting, and animals.
- Provides administrative support for the Marion County Fair Board, which is the body charged with organizing, promoting, and managing the fair.
- Accomplishes goals articulated in the fair strategic plan, which serves as the preparation and staging guide for the annual fair.

Program Summary

Community Services	Program: County Fair				
	FY 21-22 ACTUAL	FY 22-23 ACTUAL	FY 23-24 BUDGET	FY 24-25 PROPOSED	+/- %
RESOURCES					
Intergovernmental State	53,167	53,167	57,290	53,290	-7.0%
Charges for Services	451,302	376,286	271,100	259,471	-4.3%
Interest	2,459	9,352	1,500	5,000	233.3%
Other Revenues	21,074	43,105	30,500	24,705	-19.0%
General Fund Transfers	70,000	70,000	70,000	0	-100.0%
Net Working Capital	273,386	605,592	791,702	845,765	6.8%
TOTAL RESOURCES	871,388	1,157,502	1,222,092	1,188,231	-2.8%
REQUIREMENTS					
Personnel Services	2,239	5,053	7,151	5,162	-27.8%
Materials and Services	202,246	338,946	577,229	610,385	5.7%
Administrative Charges	20,174	21,936	20,596	30,181	46.5%
Debt Service Principal	38,132	0	0	0	n.a.
Debt Service Interest	3,004	(136)	0	0	n.a.
Contingency	0	0	95,000	70,000	-26.3%
Reserve for Future Expenditure	0	0	0	472,503	n.a.
Ending Fund Balance	0	0	522,116	0	-100.0%
TOTAL REQUIREMENTS	265,796	365,800	1,222,092	1,188,231	-2.8%

County Fair Program Budget Justification

RESOURCES

Resources for the County Fair Program are anticipated to remain consistent between FY 23-24 and FY 24-25, with the exception of the removal of the \$70,000 General Fund subsidy, which was removed due to adequate available resources in the fund.

REQUIREMENTS

Materials and services increased due to extreme rise in costs for supplies and services needed to produce the annual fair, but adjustments were made to personnel and contingencies to bring slightly lower overall requirements.

MARION COUNTY FY 2024-25 BUDGET

BY DEPARTMENT

COMMUNITY SERVICES

Economic Development Admin Program

- Develops policies and procedures that guide the department in its administration of Oregon Lottery Fund allocations, including contract management and program compliance monitoring.
- Performs transparent fiscal management of the county's economic development budget.
- Promotes and represents the county's economic development interests through innovation, leadership, and partnerships.
- Facilitates the development, implementation, and execution of the county's economic development strategic plan that supports a comprehensive framework and addresses specific economic needs of the county and its citizens.

Program Summary

Community Services

Program: Economic Development Admin

	FY 21-22 ACTUAL	FY 22-23 ACTUAL	FY 23-24 BUDGET	FY 24-25 PROPOSED	+/- %
RESOURCES					
Intergovernmental Federal	2,054	28,290	0	115,000	n.a.
Intergovernmental State	2,419,073	2,527,362	2,182,971	2,470,970	13.2%
Interest	12,051	44,371	15,000	44,000	193.3%
Other Fund Transfers	(1,329,602)	(1,125,904)	(2,543,000)	(2,542,802)	0.0%
Net Working Capital	2,777,709	3,321,362	3,892,180	4,184,375	7.5%
TOTAL RESOURCES	3,881,285	4,795,482	3,547,151	4,271,543	20.4%
REQUIREMENTS					
Personnel Services	277,117	328,856	386,320	415,037	7.4%
Materials and Services	68,840	56,028	199,425	183,283	-8.1%
Administrative Charges	213,966	194,418	126,048	221,049	75.4%
Transfers Out	0	324,000	324,000	324,000	0.0%
Contingency	0	0	378,980	400,000	5.5%
Reserve for Future Expenditure	0	0	2,132,378	2,728,174	27.9%
TOTAL REQUIREMENTS	559,923	903,302	3,547,151	4,271,543	20.4%
FTE	3.00	3.00	3.00	3.00	0.0%

FTE By Position Title By Program

Program: Economic Development Admin	
Position Title	FTE
Economic Development Program Manager	1.00
Management Analyst 2	2.00
Program Economic Development Admin FTE Total:	3.00

FTE Changes

There are no changes to FTE.

Economic Development Admin Program Budget Justification

RESOURCES

Intergovernmental State comprises Oregon Video Lottery distributions. Lottery distributions are projected to remain steady for the FY 24-25 year.

MARION COUNTY FY 2024-25 BUDGET

BY DEPARTMENT

COMMUNITY SERVICES

Other Fund Transfers consist entirely of transfers of Video Lottery resources to support economic development programs within the Community Services Department.

REQUIREMENTS

Personnel Services increased due to normal step increases and related fringe benefit increases.

MARION COUNTY FY 2024-25 BUDGET

BY DEPARTMENT

COMMUNITY SERVICES

Lottery Distribution Program

- Provides leadership and oversight of video lottery funds distributed to economic development projects.
- Monitors compliance requirements.
- Performs contract management.

Program Summary

Community Services				Program: Lottery Distribution	
	FY 21-22 ACTUAL	FY 22-23 ACTUAL	FY 23-24 BUDGET	FY 24-25 PROPOSED	+/- %
RESOURCES					
Other Fund Transfers	1,329,602	458,106	558,000	238,750	-57.2%
TOTAL RESOURCES	1,329,602	458,106	558,000	238,750	-57.2%
REQUIREMENTS					
Materials and Services	1,005,602	458,106	558,000	238,750	-57.2%
Transfers Out	324,000	0	0	0	n.a.
TOTAL REQUIREMENTS	1,329,602	458,106	558,000	238,750	-57.2%

Lottery Distribution Program Budget Justification

RESOURCES

The Lottery Distribution program is funded entirely by transfers of state Video Lottery resources from the Economic Development Administration Program.

REQUIREMENTS

Materials and Services are for distributions to local entities that qualify for direct distributions related to economic development priorities.

MARION COUNTY FY 2024-25 BUDGET

BY DEPARTMENT

COMMUNITY SERVICES

Business and Workforce Dev Program

- Invests in talent development pathways that expand resident's employment opportunities through training solutions, opportunity-rich business practices, and business retention and expansion efforts.
- Supports inclusive and sustainable economic growth through the support of business development and innovation.
- Catalyzes efforts to retain and recruit workforce and small businesses through support of affordable workforce housing.
- Partners with efforts that promote a thriving business and workforce environment.

Program Summary

Community Services

Program: Business and Workforce Dev

	FY 21-22 ACTUAL	FY 22-23 ACTUAL	FY 23-24 BUDGET	FY 24-25 PROPOSED	+/- %
RESOURCES					
Other Fund Transfers	0	210,934	960,000	1,085,000	13.0%
TOTAL RESOURCES	0	210,934	960,000	1,085,000	13.0%
REQUIREMENTS					
Materials and Services	0	210,934	960,000	1,085,000	13.0%
TOTAL REQUIREMENTS	0	210,934	960,000	1,085,000	13.0%

Business and Workforce Dev Program Budget Justification

RESOURCES

The Business and Workforce Development Program is funded entirely by transfers of state Video Lottery resources from the Economic Development Administration Program.

REQUIREMENTS

Requirements consist of workforce housing, business expansion and retention, North Santiam Canyon business recovery, and future workforce and business needs.

MARION COUNTY FY 2024-25 BUDGET

BY DEPARTMENT

COMMUNITY SERVICES

Infrastructure and Econ Dev Program

- Invest in infrastructure projects that provides lasting social and economic value for businesses and residents.
- Coordinate and invest in projects and activities that promotes important and sustainable economic development.
- Support Marion County cities and regions in the development of local community assets and infrastructure.

Program Summary

Community Services	Program: Infrastructure and Econ Dev				
	FY 21-22 ACTUAL	FY 22-23 ACTUAL	FY 23-24 BUDGET	FY 24-25 PROPOSED	+/- %
RESOURCES					
Other Fund Transfers	0	456,864	1,025,000	1,160,000	13.2%
TOTAL RESOURCES	0	456,864	1,025,000	1,160,000	13.2%
REQUIREMENTS					
Materials and Services	0	456,864	1,025,000	1,160,000	13.2%
TOTAL REQUIREMENTS	0	456,864	1,025,000	1,160,000	13.2%

Infrastructure and Econ Dev Program Budget Justification

RESOURCES

The Infrastructure and Economic Development Program is funded entirely by transfers of state Video Lottery resources from the Economic Development Administration program.

REQUIREMENTS

Requirements are for broadband, water and sewer, tourism activities, as well as economic development within Marion County cities.

MARION COUNTY FY 2024-25 BUDGET

BY DEPARTMENT

COMMUNITY SERVICES

Santiam Wildfire Recovery Program

- Work with the cities of Detroit, Gates, and communities in unincorporated Marion County to help progress the recovery efforts from the 2020 Beachie Creek wildfire.
- Seek and administer State and other grants to support the wildfire recovery efforts and reconstruction of the Santiam Canyon.
- Administer wildfire recovery efforts in cooperation with multiple departments to ensure effective progress of recovery activities and that efforts are not being duplicated.
- Provide periodic reports to the Board of Commissioners on the progress of wildfire recovery efforts.
- In September of 2020, the Santiam Canyon area within Marion County was devastated by the Beachie Creek and Lionshead wildfires. The County immediately developed a robust disaster response, which turned shortly thereafter into a wildfire recovery effort. The primary functions of the Wildfire Recovery include:
 - **Provide coordination and management of fire recovery efforts to directly support Santiam Canyon communities, including unincorporated areas of Marion County, as they rebuild from disaster.
 - **Provide technical assistance as requested to the City Councils and staff of Detroit and Gates to help facilitate the efficient and effective reconstruction of critical infrastructure.
 - **Collaborate and partner with local disaster recovery groups like the Long-Term Recovery Group (LTRG) and Santiam Canyon Service Integration Team (SIT) to provide services and help support residents who were impacted by the 2020 wildfire.
 - **Apply for and manage grants and other resources that can be used to help support the wildfire recovery efforts.

Program Summary

Community Services

Program: Santiam Wildfire Recovery

	FY 21-22 ACTUAL	FY 22-23 ACTUAL	FY 23-24 BUDGET	FY 24-25 PROPOSED	+/- %
RESOURCES					
Intergovernmental Federal	0	93,234	207,323	0	-100.0%
Intergovernmental State	0	240,254	0	80,493	n.a.
Interest	0	15,278	5,000	5,000	0.0%
Net Working Capital	0	539,719	554,483	485,645	-12.4%
TOTAL RESOURCES	0	888,485	766,806	571,138	-25.5%
REQUIREMENTS					
Personnel Services	0	97,016	0	0	n.a.
Materials and Services	0	212,277	53,058	186,859	252.2%
Administrative Charges	0	24,709	68,609	32,793	-52.2%
Reserve for Future Expenditure	0	0	645,139	351,486	-45.5%
TOTAL REQUIREMENTS	0	334,002	766,806	571,138	-25.5%

Santiam Wildfire Recovery Program Budget Justification

RESOURCES

Resources for Wildfire Recovery are limited to Net Working Capital carried over from FY 2023-24 and unspent Municipal Wildfire Assistance program grant funds through Business Oregon that will be carried forward.

MARION COUNTY FY 2024-25 BUDGET
BY DEPARTMENT
COMMUNITY SERVICES

REQUIREMENTS

Administrative functions are now being performed by the Community Services Director in the CS Administrative Program, therefore there are no staffing costs tied to wildfire recovery.

Materials and Services is for contracted services needed to support wildfire recovery.

Reserves are for wildfire recovery projects that may become identified during the course of the Fiscal Year.

MARION COUNTY FY 2024-25 BUDGET

BY DEPARTMENT

COMMUNITY SERVICES

Community Development Grants Program

- The Board of Commissioners created the Community Development Division to administer grant funds to help the County provide services to citizens and to manage grants that directly benefit residents, not-for-profit organizations, and other qualified entities.
- CDBG/HOME: Marion County became a U.S. Department of Housing and Urban Development (HUD) designated entitlement community in 2021 and manages the Community Development Block Grant (CDBG) and HOME Investment Partnership (HOME) grant programs. The funds received from HUD each year are primarily meant to assist low to moderate income households achieve decent, safe, and sanitary housing, provide a suitable living environment, provide much needed support services, and expand economic opportunity within the County's program area. Marion County also received funding from HUD for their HOME ARP program meant to address homelessness.

Program Summary

Community Services	Program: Community Development Grants				
	FY 21-22 ACTUAL	FY 22-23 ACTUAL	FY 23-24 BUDGET	FY 24-25 PROPOSED	+/- %
RESOURCES					
Intergovernmental Federal	0	893,666	7,926,449	7,415,686	-6.4%
Net Working Capital	0	70,000	70,000	520,000	642.9%
TOTAL RESOURCES	0	963,666	7,996,449	7,935,686	-0.8%
REQUIREMENTS					
Personnel Services	0	188,127	235,382	234,815	-0.2%
Materials and Services	0	666,363	694,519	2,129,826	206.7%
Administrative Charges	0	39,176	68,610	34,134	-50.2%
Contingency	0	0	401,714	0	-100.0%
Reserve for Future Expenditure	0	0	6,596,224	5,536,911	-16.1%
TOTAL REQUIREMENTS	0	893,666	7,996,449	7,935,686	-0.8%
FTE	0.00	2.00	2.00	2.00	0.0%

FTE By Position Title By Program

Program: Community Development Grants	
Position Title	FTE
CDBG & HOME Grant Program Manager	1.00
Office Specialist 4	1.00
Program Community Development Grants FTE Total:	2.00

FTE Changes

There were no changes in FTE.

Community Development Grants Program Budget Justification

RESOURCES

Intergovernmental Federal Resources consists of \$1.4 million in CDBG Entitlement revenue and \$600 thousand in HOME program revenue, with approximately \$3.1 million in carryover federal funding for CDBG Entitlement, HOME, and \$1.4 million in HOME and 2.1 million in HOME ARP from the prior year.

Net Working Capital reflects General Fund Transfers for the county's HOME Program matching contribution required by HUD and pre-award administrative costs from prior fiscal years.

MARION COUNTY FY 2024-25 BUDGET

BY DEPARTMENT

COMMUNITY SERVICES

REQUIREMENTS

Personnel Services declined due to staffing turnover, offset somewhat by normal step increase and related fringe benefits.

Materials and Services consists of office supplies, equipment, and annual subscription services for a software application to support the program. Additionally, this includes distributions to subrecipients which accounts for the largest portion of requirements.

Contingency is budgeted for unanticipated expenditures. The remainder of funds are being held in Reserve for Future Expenditures pending adoption of the Annual Action Plan that will identify projects for FY 2024-25.

MARION COUNTY FY 2024-25 BUDGET

BY DEPARTMENT

COMMUNITY SERVICES

KEY DEPARTMENT ACCOMPLISHMENTS

- Multiple low- and moderate-income homeowners were provided zero percent, payment deferred, partially forgivable loans for home repairs and four households were provided down payment assistance to purchase a home in Marion County.
- Completed the 2024-2025 annual application cycle with thirteen qualifying applications received.
- The Economic Development Program established the Chamber Small Business Support Program, providing up to \$10,000 in grant funding to Marion County Chambers to support their economic development initiatives and supported 18 businesses and 57 youth through the Youth Wage Grant Program.
- The Economic Development program completed three federal grant applications for the Opal Creek Promise funding, totaling \$13 million in additional funding.
- The Economic Development program completed Phase 1: Sediment Analysis for Detroit Marinas Excavation & Resiliency Project.
- Marion County Dog Services (MCDS) continued expanding its rescue program and through a combination of placements via adoption, foster homes, and rescue partners, MCDS achieved a live release rate of 90% for the 2022-2023 fiscal year. MCDS, just like shelters across the country, has seen a decrease in adoptions but we have been able to increase transfers to rescues by 13%. The shelter has hosted several adoption events with walk-through hours and the events have resulted in several successful adoptions.
- In transitioning from a 3-day fair back to a 4-day fair, the fair following a 4th of July event held on the grounds 2 days prior to the Marion County Fair, the fair board had to make hard decisions regarding programming and use of the facilities that would accommodate the variables and their unknown impact. The result was sound decisions reflected no drop in attendance and strong revenue numbers for the 2023 fair.

MARION COUNTY FY 2024-25 BUDGET

BY DEPARTMENT

COMMUNITY SERVICES

KEY INDICATORS

1: Support of Reintegration into Communities

Definition and Purpose

On behalf of the Marion County Reentry Initiative, the Community Services Department helps to increase awareness of reentry issues, fundraise, and manage funds that can be used to address factors that contribute to recidivism.

Significance

This Key Indicator ties to the county's strategic plan relating to public safety, specifically Goal #1: Pursue a safe and secure community by protecting the people, property, and economy of Marion County.

Data Units Fiscal Year

Marion County Client Services Fund

FY 20-21 Actual	FY 21-22 Actual	FY 22-23 Actual	FY 23-24 Estimate	FY 24-25 Estimate
\$4,638	\$24,993	\$17,624	\$20,000	\$15,000

Explanation of Trends and Changes

The Marion County Client Services Fund supports reintegration of previously incarcerated individuals by removing barriers to successful transition into the community. The annual event is held in October and is an opportunity to educate the community about the program's important services and to raise dollars to continue providing support. The goal is to reduce recidivism and help individuals make a more successful transition into the community. The funds raised at the October 2023 event, along with a small portion of the carry-over funds from previous years, will cover costs for all client support requests this year.

2: Return of Dogs to the Community and Increased Licensing

Definition and Purpose

Marion County Dog Services uses animal sheltering best practices to produce the best outcome for every sheltered dog. This Key Indicator measures the number of dogs that are reunited with their owners, adopted, or placed in another safe environment, as well as the number of licenses issued. Returning dogs to their owners and releasing healthy, safe dogs back into the community via adoption and rescue placement are primary goals of Marion County Dog Services.

Significance

Marion County Dog Services is responsible for enforcing all provisions of Marion County Code 6.05, including dog licensing and control ordinances. The use of animal sheltering best practices in a shelter's daily decision-making typically results in a return to the community, also known as live release. The shelter's live release rate has been above 90% for the past several years. A key goal of the shelter is to return dogs to their owners and to obtain positive outcomes for as many dogs as safely possible through adoption, fostering, rescue groups, and other partnering shelters. This indicator links to Marion County Goal #3 Health and Community Services: Promote the overall health of people in Marion County by improving the delivery of quality health services and supporting community-based prevention efforts. The county's dog control code requires the licensing of dogs by six months of age or when a dog has its permanent canine teeth, whichever happens first. Licensing of dogs keeps our community safe and the revenues collected help to support the Dog Services Program. When a dog is licensed, it increases the likelihood of reuniting a dog with their family, contributes to public safety, and helps to control the spread of rabies to humans.

MARION COUNTY FY 2024-25 BUDGET

BY DEPARTMENT

COMMUNITY SERVICES

Data Units Fiscal Year

Percentage of lost dogs returned to the community.

FY 20-21 Actual	FY 21-22 Actual	FY 22-23 Actual	FY 23-24 Estimate	FY 24-25 Estimate
Return to the community =97%	Return to the community = 95%	Return to the community = 90%	Return to the community = 90%	Return to the community = 90%

Licenses issued.

FY 20-21 Actual	FY 21-22 Actual	FY 22-23 Actual	FY 23-24 Estimate	FY 24-25 Estimate
New/renewal license = 8,814	New/renewal license = 8286	New/renewal license = 7505	New/renewal license = 5,800	New/renewal license = 6,324

Explanation of Trends and Changes

The shelter's live release rate continues to remain at or above 90%. As economic factors such as lack of access to pet-friendly housing and increased costs and barriers to veterinary care impact pet ownership, the shelter is experiencing an increase in the number of stray dogs entering the shelter system, and the number of unclaimed strays increases each year. MCDS continues to seek all outlets for dogs, by expanding its Foster Program to move dogs from the shelter into temporary foster homes and developing partnerships with local and regional rescue organizations and shelters to transfer dogs from the shelter to their locations. While the COVID-19 pandemic impacted the shelter's dog licensing program over the last few years as residents were unable to get into veterinary clinics to have their dogs vaccinated for Rabies, veterinary clinics are resuming regular services and wait times for obtaining Rabies vaccines are decreasing. The shelter anticipates seeing an increase of dog licenses in FY 24-25 due to revamping our Vet Licensing program and plan to host licensing events in the community.

3: Economic Development Projects

Definition and Purpose

Oregon law requires that 2.5% of Oregon Video Lottery net profits be transferred to Oregon counties for local economic development. The public views the economic health of the community in very practical and personal terms, such as the cost of housing compared to income, and commute time to work. The private sector business community looks closely at the cost and ease of doing business and the availability of helpful resources. Marion County is committed to creating a healthy economic environment for residents and businesses alike to grow and thrive.

Lottery funding supports activities aimed at helping communities thrive as great places to live, work, raise a family, and start and grow a business. A portion of lottery funding supports community development, infrastructure projects, organizations that focus on economic development, private businesses, and other economic development priorities.

MARION COUNTY FY 2024-25 BUDGET

BY DEPARTMENT

COMMUNITY SERVICES

Significance

The calendar year Key Indicators measure housing costs, annual income, and travel time to work, which are some indications of community economic vitality. Economic development programs strive for a beneficial, or at least a neutral, effect on these important considerations. Marion County has a role and some influence on housing and transportation in the county. Housing figures and commute data are from the US Census.

The fiscal year Key Indicators measures funding invested in rural communities and local businesses; regional organizations that promote business recruitment, business retention, and tourism; economic development in the 20 cities within Marion County. These selected indicators support the county's strategic priority for economic development and supports the Marion County Goal #5: Demonstrate a supportive attitude toward employers, businesses, and property owners that promote economic development, and high standards of living in Marion County.

In FY 23-24, the Economic Development Program prepared an updated five-year strategic plan for the Economic Development program. The new strategic plan outlines the goals, objectives, and high-level tasks the program will seek to implement over the FY 25-29 periods. With a new strategic plan, FY25 will see new economic indicators.

Data Units Calendar Year

Median Monthly Housing Cost

CY 2019 Actual	CY 2020 Actual	CY 2021 Actual	CY 2022 Actual	CY 2023 Actual
\$939	\$941	\$1,026	\$1,264	\$1,228

Median Annual Income

CY 2019 Actual	CY 2020 Actual	CY 2021 Actual	CY 2022 Actual	CY 2023 Actual
\$56,097	\$59,625	\$59,625	\$64,406	\$70,926

Housing Cost as a Percentage of Median Income

CY 2019 Actual	CY 2020 Actual	CY 2021 Actual	CY 2022 Actual	CY 2023 Actual
20%	21%	25%	23%	21%

Mean Travel Time to Work

CY 2019 Actual	CY 2020 Actual	CY 2021 Actual	CY 2022 Actual	CY 2023 Actual
23.7	23.7	24.2	24	24.1

Data Units Fiscal Year

Regional or Countywide Grants

FY 19-20 Actual	FY 20-21 Actual	FY 21-22 Actual	FY 22-23 Actual	FY 23-24 Estimate
\$385,00 across 3 awards	\$385,000 across 3 awards	\$385,000 across 3 awards	\$2,525,000 across 5 awards	\$970,942 across 21 awards

Community Prosperity Initiative

FY 19-20 Actual	FY 20-21 Actual	FY 21-22 Actual	FY 22-23 Actual	FY 23-24 Estimate
\$315,000	\$300,000	\$345,000	\$270,000	\$360,000

MARION COUNTY FY 2024-25 BUDGET

BY DEPARTMENT

COMMUNITY SERVICES

Explanation of Trends and Changes

Commuter and housing median data shows that Marion County remains an attractive place to live, work, and operate a business. In the future, the strong national and state economy, housing pressure influenced partly by issues in the Portland Metro area, and supply of available land may have a negative effect on these quality-of-life indicators. There are a number of nuanced facets that can be explored to inform policy options.

Regional or Countywide Grants show Marion County's commitment to the vitality of the economic ecosystem by supporting the Strategic Economic Development Corporation (SEDCOR), Travel Salem, and the Oregon Garden. These partners steward strategic work within Marion County and provide regular reports to keep Marion County up to date on important economic opportunities, trends, and challenges.

4: Fair Attendance

Definition and Purpose

This indicator measures the number of people who attend the annual Marion County Fair. This provides one method of gauging interest in the county fair.

Significance

This Key Indicator supports Marion County Goal #5. The Marion County Fair's purpose is to promote the diverse agricultural and cultural heritage of Marion County through active participation of its citizens and to provide a pathway for youth involved in 4-H, Future Farmers of America, and others to advance competition at the Oregon State Fair.

Data Units Calendar Year

CY 2020 Actual	CY 2021 Actual	CY 2022 Actual	CY 2023 Actual	CY 2024 Estimate
0	36,521	26,038	27,820	28,000

Data Units

Explanation of Trends and Changes

Prior to the COVID-19 Pandemic, attendance at the County Fair was stable and slowly increasing year over year. In 2020, the fair was canceled due to the COVID-19 pandemic public gathering restrictions that were in place.

For the 2021 Fair, the COVID-19 state mass gathering restrictions lifted just nine days prior to the fair's opening day, record number of fairgoers showed up. Despite reducing from a four-day to a three-day fair, the fair experienced success in all areas.

For the 2022-2023 fairs, the Fair board reinstated national acts to its lineup of activities offered. In addition, the fairgoers experienced an increase in the number of food vendors and other attractions. Due to the impacts of the pandemic on supply chain and workforce availability, attraction and supply costs saw an increase.

The 2024 fair is anticipated to have attendance rate slowly increase as has been the trend since the recovery from the COVID-19 pandemic.

MARION COUNTY FY 2024-25 BUDGET

BY DEPARTMENT

COMMUNITY SERVICES

5: Programs to benefit Low- to Moderate- Income Households

Definition and Purpose

In 2021, Marion County, Oregon reached the population threshold to be classified as an Urban County under U.S. Housing and Urban Development (HUD) standards. As such, Marion County is considered an Entitlement Area for the Community Development Block Grant (CDBG) and Home Investment Partnerships (HOME) programs.

Entitlement areas receive an annual allocation of CDBG and HOME funds to support projects that meet one of the three HUD National Objectives: Benefit low- and moderate-income persons, aid in the prevention or elimination of slums or blight, or meet other community needs having a particular urgency.

Significance

Though there are nineteen categories of eligible activities within these programs, Marion County has chosen to focus their attention on the first two National Objectives through: assistance for home ownership, maintaining livability of existing owner-occupied homes, public services benefitting low- and moderate-income households and homeless individuals, and public infrastructure projects benefitting low- and moderate- income neighborhoods.

Key performance indicators monitored by the CDBG / HOME programs in Marion County are the HUD 80% Area Median Income (AMI) threshold for assistance eligibility, and HUD maximum 95% area median home price allowed for purchase with HUD funds. These indicators provide two key data factors for a comparative analysis of the gap between area income and area home prices that contribute to the challenges for low- and moderate-income households to obtain stable housing.

Data Units Fiscal Year

80% Area Median Income (4-person household)

.	FY 21-22 Actual	FY 22-23 Actual	FY 23-24 Estimate	FY 24-25 Estimate
.	\$56,550	\$63,250	\$66,950	\$73,050

95% Area Median Home Price (*Based on HUD standard table, **Based on actual Marion County sales data)

.	FY 21-22 Actual	FY 22-23 Actual	FY 23-24 Estimate	FY 24-25 Estimate
.	\$346,750*	\$388,092*	\$399,855**	\$411,850

Explanation of Trends and Changes

Area median incomes have been increasing gradually over the past few years, especially following the COVID pandemic. Workforce shortages have driven wages higher in an effort to attract workers to fill vacancies.

Housing costs have risen at a significant rate over the past few years. The current cost of housing compared to the maximum wage allowed for HUD assistance continues to create a challenge for affordable home ownership. In addition, communities are seeing an increase in demand for affordable housing, while the market supply continues to fall behind demand. This is especially problematic for low- and moderate-income households.

MARION COUNTY FY 2024-25 BUDGET

BY DEPARTMENT

COMMUNITY SERVICES

Resources by Fund Detail

100 - General Fund	Actual FY 21-22	Actual FY 22-23	Budget FY 23-24	Proposed FY 24-25
Intergovernmental Federal				
331401 Coronavirus Relief Fund	440	0	0	0
331404 County American Rescue Plan	18,841	1,081	0	0
Intergovernmental Federal Total	19,281	1,081	0	0
General Fund Transfers				
381100 Transfer from General Fund	887,143	828,399	1,066,777	1,155,491
General Fund Transfers Total	887,143	828,399	1,066,777	1,155,491
General Fund Total	906,424	829,480	1,066,777	1,155,491
160 - Community Services Grants				
	Actual FY 21-22	Actual FY 22-23	Budget FY 23-24	Proposed FY 24-25
Intergovernmental Federal				
331236 Oregon Dept of Admin Services	0	2,000,000	0	0
331404 County American Rescue Plan	0	130,608	0	0
331990 Other Federal Revenues	0	0	19,783,000	17,458,842
Intergovernmental Federal Total	0	2,130,608	19,783,000	17,458,842
Interest				
361000 Investment Earnings	191	17,376	0	0
Interest Total	191	17,376	0	0
Other Revenues				
371000 Miscellaneous Income	(130)	189	0	0
373100 Special Program Donations	36,355	21,124	27,869	33,019
Other Revenues Total	36,225	21,313	27,869	33,019
General Fund Transfers				
381100 Transfer from General Fund	2,000	2,000	2,000	2,000
General Fund Transfers Total	2,000	2,000	2,000	2,000
Other Fund Transfers				
381180 Transfer from Comm Corrections	1,000	1,000	1,000	1,000
Other Fund Transfers Total	1,000	1,000	1,000	1,000
Net Working Capital				
391000 Net Working Cap Restr Other	0	0	0	56,360
392000 Net Working Capital Unrestr	36,396	60,869	60,871	0
Net Working Capital Total	36,396	60,869	60,871	56,360
Community Services Grants Total	75,812	2,233,166	19,874,740	17,551,221
165 - Lottery and Economic Dev				
	Actual FY 21-22	Actual FY 22-23	Budget FY 23-24	Proposed FY 24-25
Intergovernmental Federal				
331017 US Dept of HUD	0	0	42,555	59,053

MARION COUNTY FY 2024-25 BUDGET

BY DEPARTMENT

COMMUNITY SERVICES

165 - Lottery and Economic Dev	Actual FY 21-22	Actual FY 22-23	Budget FY 23-24	Proposed FY 24-25
Intergovernmental Federal				
331404 County American Rescue Plan	2,054	28,290	0	26,500
331990 Other Federal Revenues	0	0	0	88,500
Intergovernmental Federal Total	2,054	28,290	42,555	174,053
Intergovernmental State				
332021 Video Lottery	2,419,073	2,527,362	2,225,526	2,470,970
Intergovernmental State Total	2,419,073	2,527,362	2,225,526	2,470,970
Interest				
361000 Investment Earnings	12,051	44,371	15,000	44,000
Interest Total	12,051	44,371	15,000	44,000
Other Fund Transfers				
381165 Xfr from Lottery and Econ Dev	0	0	0	0
Other Fund Transfers Total	0	0	0	0
Net Working Capital				
392000 Net Working Capital Unrestr	2,777,709	3,321,362	3,892,180	4,184,375
Net Working Capital Total	2,777,709	3,321,362	3,892,180	4,184,375
Lottery and Economic Dev Total	5,210,887	5,921,385	6,175,261	6,873,398
170 - Community Development	Actual FY 21-22	Actual FY 22-23	Budget FY 23-24	Proposed FY 24-25
Intergovernmental Federal				
331017 US Dept of HUD	0	892,306	7,926,449	7,415,686
331236 Oregon Dept of Admin Services	0	92,677	207,323	0
331404 County American Rescue Plan	0	1,916	0	0
Intergovernmental Federal Total	0	986,900	8,133,772	7,415,686
Intergovernmental State				
332093 Oregon Business Devel Dept	0	145,788	0	80,493
332094 Oregon Housing Community Svcs	0	94,466	0	0
Intergovernmental State Total	0	240,254	0	80,493
Interest				
361000 Investment Earnings	0	15,278	5,000	5,000
Interest Total	0	15,278	5,000	5,000
Net Working Capital				
391000 Net Working Cap Restr Other	0	0	624,483	1,005,645
392000 Net Working Capital Unrestr	0	609,719	0	0
Net Working Capital Total	0	609,719	624,483	1,005,645
Community Development Total	0	1,852,151	8,763,255	8,506,824

MARION COUNTY FY 2024-25 BUDGET

BY DEPARTMENT

COMMUNITY SERVICES

230 - Dog Services	Actual FY 21-22	Actual FY 22-23	Budget FY 23-24	Proposed FY 24-25
Licenses and Permits				
322000 Dog Licenses	247,563	222,588	240,000	200,000
Licenses and Permits Total	247,563	222,588	240,000	200,000
Intergovernmental Federal				
331404 County American Rescue Plan	27,795	0	0	0
Intergovernmental Federal Total	27,795	0	0	0
Charges for Services				
341590 Impound Fees	27,595	29,265	25,000	25,000
341600 Board Fees	27,869	32,418	25,000	25,000
341605 Dog Adoption Fees	65,572	38,056	40,000	25,000
341950 Retail Sales	609	735	300	300
341998 Dog Shelter Donation Credits	(2,258)	(4,288)	0	0
341999 Other Fees	8,064	8,575	5,900	6,500
342910 Public Records Request Charges	81	170	50	50
344999 Other Reimbursements	1,181	1,419	1,200	1,200
Charges for Services Total	128,713	106,350	97,450	83,050
Fines and Forfeitures				
351100 Dog Fines	11,011	15,349	10,000	10,000
Fines and Forfeitures Total	11,011	15,349	10,000	10,000
Interest				
361000 Investment Earnings	1,040	3,385	1,000	3,000
Interest Total	1,040	3,385	1,000	3,000
Other Revenues				
371000 Miscellaneous Income	465	0	0	0
371100 Recoveries from Collections	749	2,159	300	300
372000 Over and Short	(51)	(33)	0	0
373100 Special Program Donations	19,391	23,137	3,600	7,500
Other Revenues Total	20,554	25,264	3,900	7,800
General Fund Transfers				
381100 Transfer from General Fund	1,130,735	1,175,724	1,436,782	1,610,613
General Fund Transfers Total	1,130,735	1,175,724	1,436,782	1,610,613
Net Working Capital				
391000 Net Working Cap Restr Other	52,105	62,572	62,050	57,673
Net Working Capital Total	52,105	62,572	62,050	57,673
Dog Services Total	1,619,517	1,611,232	1,851,182	1,972,136
270 - County Fair	Actual FY 21-22	Actual FY 22-23	Budget FY 23-24	Proposed FY 24-25
Intergovernmental State				
332200 County Fair Subsidies	53,167	53,167	57,290	53,290
Intergovernmental State Total	53,167	53,167	57,290	53,290

MARION COUNTY FY 2024-25 BUDGET

BY DEPARTMENT

COMMUNITY SERVICES

270 - County Fair	Actual FY 21-22	Actual FY 22-23	Budget FY 23-24	Proposed FY 24-25
Charges for Services				
341530 Gate Receipts	168,139	111,655	90,000	68,500
341540 Food Booth Fees	60,346	59,727	50,000	54,236
341550 Commercial Space Rental Fees	22,099	32,010	27,000	32,000
341555 Sponsor Fees	127,100	112,585	70,000	65,000
341560 Carnival Fees	72,557	48,827	23,000	30,000
341565 Stall Fees	0	2,055	2,000	2,000
341580 Camping Fees	840	9,165	9,000	7,500
341860 Grand Safety Station Fees	65	81	0	65
344999 Other Reimbursements	156	180	100	170
Charges for Services Total	451,302	376,286	271,100	259,471
Interest				
361000 Investment Earnings	2,459	9,352	1,500	5,000
Interest Total	2,459	9,352	1,500	5,000
Other Revenues				
371000 Miscellaneous Income	874	17,100	2,500	17,000
373100 Special Program Donations	20,200	26,005	28,000	7,705
Other Revenues Total	21,074	43,105	30,500	24,705
General Fund Transfers				
381100 Transfer from General Fund	70,000	70,000	70,000	0
General Fund Transfers Total	70,000	70,000	70,000	0
Net Working Capital				
392000 Net Working Capital Unrestr	273,386	605,592	791,702	845,765
Net Working Capital Total	273,386	605,592	791,702	845,765
County Fair Total	871,388	1,157,502	1,222,092	1,188,231
Community Services Grand Total	8,684,028	13,604,916	38,953,307	37,247,301

MARION COUNTY FY 2024-25 BUDGET

BY DEPARTMENT

COMMUNITY SERVICES

Requirements by Fund Detail

100 - General Fund	Actual FY 21-22	Actual FY 22-23	Budget FY 23-24	Proposed FY 24-25
Personnel Services				
Salaries and Wages				
511110 Regular Wages	341,775	339,845	528,979	558,718
511115 Pandemic Recognition Pay	9,000	0	0	0
511130 Vacation Pay	30,783	28,395	0	0
511140 Sick Pay	16,948	9,286	0	0
511141 Emergency Sick Pay	3,014	0	0	0
511150 Holiday Pay	22,015	22,490	0	0
511160 Comp Time Pay	2,223	1,800	0	0
511180 Differential Pay	0	5	0	0
511210 Compensation Credits	15,569	5,613	5,616	6,042
511240 Leave Payoff	6,658	58	0	0
511280 Cell Phone Pay	181	181	0	0
511290 Health Insurance Waiver Pay	2,778	2,407	2,400	2,400
511420 Premium Pay	530	1,015	1,950	2,662
Salaries and Wages Total	451,474	411,094	538,945	569,822
Fringe Benefits				
512010 Fringe Benefits Budget Only	0	0	751	1,051
512110 PERS	109,418	102,586	134,250	141,791
512120 401K	10,975	7,932	13,214	13,863
512130 PERS Debt Service	14,594	19,767	24,702	31,760
512200 FICA	33,616	30,920	40,596	42,870
512300 Paid Leave Oregon	0	1,053	2,148	2,269
512310 Medical Insurance	87,249	84,383	108,432	109,296
512320 Dental Insurance	7,116	6,796	9,216	9,216
512330 Group Term Life Insurance	759	722	916	1,015
512340 Long Term Disability Insurance	1,405	1,365	1,905	2,114
512400 Unemployment Insurance	1,357	1,206	804	850
512520 Workers Comp Insurance	112	110	207	207
512600 Wellness Program	241	226	280	280
512610 Employee Assistance Program	225	212	259	259
512700 County HSA Contributions	1,300	0	0	0
Fringe Benefits Total	268,367	257,276	337,680	356,841
Personnel Services Total	719,840	668,371	876,625	926,663
Materials and Services				
Supplies				
521010 Office Supplies	2,605	3,454	4,500	5,500
521070 Departmental Supplies	265	444	500	1,000
521110 First Aid Supplies	18	0	100	200

MARION COUNTY FY 2024-25 BUDGET

BY DEPARTMENT

COMMUNITY SERVICES

100 - General Fund	Actual FY 21-22	Actual FY 22-23	Budget FY 23-24	Proposed FY 24-25
Materials and Services				
521190 Publications	710	641	1,000	2,000
Supplies Total	3,599	4,540	6,100	8,700
Materials				
522150 Small Office Equipment	0	182	1,500	2,200
522160 Small Departmental Equipment	319	792	500	1,200
522170 Computers Non Capital	488	1,132	2,100	3,311
522180 Software	(900)	0	2,000	2,800
Materials Total	(93)	2,106	6,100	9,511
Communications				
523010 Telephone Equipment	0	378	150	300
523040 Data Connections	960	155	1,000	1,000
523050 Postage	121	24	200	200
523060 Cellular Phones	1,278	606	1,500	600
523090 Long Distance Charges	37	297	150	450
Communications Total	2,397	1,460	3,000	2,550
Utilities				
524010 Electricity	4,757	5,375	5,817	5,497
524020 City Operations and St Lights	11	12	13	16
524040 Natural Gas	49	44	128	126
524050 Water	83	81	94	88
524070 Sewer	189	173	183	197
524090 Garbage Disposal and Recycling	377	376	336	509
Utilities Total	5,466	6,061	6,571	6,433
Contracted Services				
525110 Consulting Services	0	0	17,852	17,850
525155 Credit Card Fees	0	0	0	500
525330 Transportation Services	38	0	0	0
525449 Microsoft 365	0	0	0	8,778
525450 Subscription Services	1,871	884	17,500	3,000
525710 Printing Services	122	78	300	650
525715 Advertising	0	0	500	550
525735 Mail Services	0	0	0	500
525740 Document Disposal Services	85	255	250	800
525770 Interpreters and Translators	29	0	0	0
Contracted Services Total	2,145	1,217	36,402	32,628
Repairs and Maintenance				
526010 Office Equipment Maintenance	0	0	250	544
526021 Computer Software Maintenance	62,374	16,488	0	1,108

MARION COUNTY FY 2024-25 BUDGET

BY DEPARTMENT

COMMUNITY SERVICES

100 - General Fund	Actual FY 21-22	Actual FY 22-23	Budget FY 23-24	Proposed FY 24-25
Materials and Services				
526030 Building Maintenance	693	487	1,000	1,000
Repairs and Maintenance Total	63,067	16,975	1,250	2,652
Rentals				
527120 Motor Pool Mileage	418	0	500	1,000
527130 Parking	0	0	100	250
527240 Condo Assn Assessments	6,965	6,306	7,100	11,308
527300 Equipment Rental	6,336	9,405	8,500	10,000
527999 GASB 87 Adjustment	(3,792)	0	0	0
Rentals Total	9,926	15,711	16,200	22,558
Miscellaneous				
529110 Mileage Reimbursement	482	598	600	1,500
529120 Commercial Travel	531	0	2,000	2,000
529130 Meals	91	41	400	1,000
529140 Lodging	609	292	1,500	2,000
529210 Meetings	393	591	2,000	2,600
529220 Conferences	2,340	0	2,000	3,000
529230 Training	473	388	3,000	3,000
529300 Dues and Memberships	144	371	1,000	1,000
529650 Pre Employment Costs	114	141	150	200
529740 Fairs and Shows	0	2,500	3,000	3,000
529910 Awards and Recognition	0	148	100	1,000
529999 Miscellaneous Expense	75	174	500	1,000
Miscellaneous Total	5,251	5,244	16,250	21,300
Materials and Services Total	91,758	53,313	91,873	106,332
Administrative Charges				
611100 County Admin Allocation	7,298	8,714	10,790	11,593
611200 BS Admin Allocation	0	0	0	3,064
611210 Facilities Mgt Allocation	13,248	14,609	15,512	13,444
611220 Custodial Allocation	9,904	9,813	11,740	10,726
611230 Courier Allocation	276	468	485	451
611240 Grounds Maintenance Allocation	0	0	0	327
611250 Risk Management Allocation	1,132	1,079	1,289	1,085
611260 Human Resources Allocation	9,898	10,104	12,288	14,433
611300 Legal Services Allocation	10,948	10,512	10,953	13,442
611400 Information Tech Allocation	8,243	11,746	4,166	11,475
611410 FIMS Allocation	7,232	10,450	8,365	9,374
611420 Telecommunications Allocation	1,323	1,551	584	1,005
611430 Technology Solution Allocation	7,891	10,376	3,252	4,605
611600 Finance Allocation	8,071	11,363	11,037	12,270

MARION COUNTY FY 2024-25 BUDGET

BY DEPARTMENT

COMMUNITY SERVICES

100 - General Fund	Actual FY 21-22	Actual FY 22-23	Budget FY 23-24	Proposed FY 24-25
Administrative Charges				
611800 MCBEE Allocation	23	19	1,769	4,763
612100 IT Equipment Use Charges	1,246	1,593	249	3,539
614100 Liability Insurance Allocation	2,300	3,300	3,500	4,700
614200 WC Insurance Allocation	2,000	2,100	2,300	2,200
Administrative Charges Total	91,033	107,796	98,279	122,496
Debt Service Principal				
541200 Lease Financing Principal	3,719	0	0	0
Debt Service Principal Total	3,719	0	0	0
Debt Service Interest				
542200 Lease Interest	73	0	0	0
Debt Service Interest Total	73	0	0	0
General Fund Total	906,424	829,480	1,066,777	1,155,491
160 - Community Services Grants	Actual FY 21-22	Actual FY 22-23	Budget FY 23-24	Proposed FY 24-25
Materials and Services				
Supplies				
521010 Office Supplies	0	284	0	0
521070 Departmental Supplies	1,658	0	300	50
Supplies Total	1,658	284	300	50
Contracted Services				
525155 Credit Card Fees	572	697	1,500	1,000
525440 Client Assistance	824	2,608	78,285	60,360
525710 Printing Services	594	0	200	200
525715 Advertising	500	0	0	0
525951 Community Based Distributions	0	0	0	1,010,000
525999 Other Contracted Services	0	2,157,430	1,285,274	1,215,000
Contracted Services Total	2,490	2,160,735	1,365,259	2,286,560
Miscellaneous				
529130 Meals	2,501	2,067	3,500	9,000
529210 Meetings	40	0	0	0
529590 Special Programs Other	5,249	5,623	5,700	6,500
529999 Miscellaneous Expense	161	0	0	0
Miscellaneous Total	7,951	7,690	9,200	15,500
Materials and Services Total	12,099	2,168,708	1,374,759	2,302,110
Administrative Charges				
611100 County Admin Allocation	262	257	37,783	12,520
611200 BS Admin Allocation	0	0	0	7,275
611250 Risk Management Allocation	0	0	0	140
611400 Information Tech Allocation	656	731	29,482	26,946
611410 FIMS Allocation	568	628	63,134	22,262

MARION COUNTY FY 2024-25 BUDGET

BY DEPARTMENT

COMMUNITY SERVICES

160 - Community Services Grants	Actual FY 21-22	Actual FY 22-23	Budget FY 23-24	Proposed FY 24-25
Administrative Charges				
611420 Telecommunications Allocation	120	65	4,344	2,356
611430 Technology Solution Allocation	526	506	22,766	11,052
611600 Finance Allocation	621	1,310	81,416	43,453
611800 MCBEE Allocation	2	1	13,460	11,204
612100 IT Equipment Use Charges	89	88	1,575	553
614100 Liability Insurance Allocation	0	0	0	600
614200 WC Insurance Allocation	0	0	0	300
Administrative Charges Total	2,844	3,585	253,960	138,661
Contingency				
571010 Contingency	0	0	2,012,757	240,000
Contingency Total	0	0	2,012,757	240,000
Reserve for Future Expenditure				
572010 Reserve for Future Expenditure	0	0	16,233,264	14,870,450
Reserve for Future Expenditure Total	0	0	16,233,264	14,870,450
Community Services Grants Total	14,943	2,172,294	19,874,740	17,551,221
165 - Lottery and Economic Dev	Actual FY 21-22	Actual FY 22-23	Budget FY 23-24	Proposed FY 24-25
Personnel Services				
Salaries and Wages				
511110 Regular Wages	145,287	187,994	283,162	313,110
511115 Pandemic Recognition Pay	1,500	0	0	0
511130 Vacation Pay	6,169	5,400	0	0
511140 Sick Pay	5,676	3,848	0	0
511150 Holiday Pay	11,181	11,016	0	0
511240 Leave Payoff	3,151	0	0	0
Salaries and Wages Total	172,965	208,258	283,162	313,110
Fringe Benefits				
512110 PERS	34,669	31,357	70,791	78,277
512120 401K	1,591	2,060	2,295	2,449
512130 PERS Debt Service	11,200	11,653	13,025	17,535
512200 FICA	12,755	15,455	21,611	23,903
512300 Paid Leave Oregon	0	470	1,260	1,252
512310 Medical Insurance	37,579	51,950	67,770	72,864
512320 Dental Insurance	3,115	4,344	5,760	6,144
512330 Group Term Life Insurance	288	365	484	571
512340 Long Term Disability Insurance	596	753	1,008	1,189
512400 Unemployment Insurance	519	607	425	470
512520 Workers Comp Insurance	46	60	120	120
512600 Wellness Program	86	116	160	160

MARION COUNTY FY 2024-25 BUDGET

BY DEPARTMENT

COMMUNITY SERVICES

165 - Lottery and Economic Dev	Actual FY 21-22	Actual FY 22-23	Budget FY 23-24	Proposed FY 24-25
Personnel Services				
512610 Employee Assistance Program	80	109	148	148
512700 County HSA Contributions	1,628	1,300	0	0
Fringe Benefits Total	104,152	120,598	184,857	205,082
Personnel Services Total	277,117	328,856	468,019	518,192
Materials and Services				
Supplies				
521010 Office Supplies	121	207	900	500
Supplies Total	121	207	900	500
Materials				
522150 Small Office Equipment	0	145	4,000	3,000
522170 Computers Non Capital	714	0	3,200	4,562
522180 Software	226	0	3,646	10,350
Materials Total	941	145	10,846	17,912
Communications				
523010 Telephone Equipment	18	0	65	100
523040 Data Connections	1,441	1,450	3,750	2,000
523050 Postage	0	0	50	50
523060 Cellular Phones	1,495	1,466	4,200	2,000
Communications Total	2,954	2,916	8,065	4,150
Contracted Services				
525449 Microsoft 365	0	0	0	1,096
525450 Subscription Services	376	50	400	300
525710 Printing Services	0	108	200	200
525715 Advertising	480	199	2,000	1,500
525950 Distributed to Cities	300,000	270,000	360,000	680,000
525951 Community Based Distributions	290,716	388,651	1,235,000	1,280,000
525999 Other Contracted Services	439,816	466,818	1,028,000	592,750
Contracted Services Total	1,031,388	1,125,827	2,625,600	2,555,846
Repairs and Maintenance				
526021 Computer Software Maintenance	3,479	3,136	6,000	4,000
Repairs and Maintenance Total	3,479	3,136	6,000	4,000
Rentals				
527120 Motor Pool Mileage	257	1,952	3,000	3,600
527130 Parking	12	0	300	150
Rentals Total	269	1,952	3,300	3,750
Miscellaneous				
529110 Mileage Reimbursement	1,122	1,937	3,750	4,500
529120 Commercial Travel	0	0	6,000	7,000
529130 Meals	302	597	4,200	2,800
529140 Lodging	578	2,757	6,750	6,500

MARION COUNTY FY 2024-25 BUDGET

BY DEPARTMENT

COMMUNITY SERVICES

165 - Lottery and Economic Dev	Actual FY 21-22	Actual FY 22-23	Budget FY 23-24	Proposed FY 24-25
Materials and Services				
529210 Meetings	131	1,801	3,000	3,000
529220 Conferences	3,377	3,123	21,750	27,000
529230 Training	0	3,998	8,250	7,000
529300 Dues and Memberships	29,720	28,506	32,000	32,500
529650 Pre Employment Costs	62	31	0	0
529740 Fairs and Shows	0	5,000	5,000	5,000
529999 Miscellaneous Expense	0	0	425	525
Miscellaneous Total	35,292	47,750	91,125	95,825
Materials and Services Total	1,074,442	1,181,932	2,745,836	2,681,983
Administrative Charges				
611100 County Admin Allocation	17,530	15,916	19,496	20,869
611200 BS Admin Allocation	0	0	0	10,166
611230 Courier Allocation	134	230	222	241
611250 Risk Management Allocation	526	520	578	566
611260 Human Resources Allocation	4,802	4,978	5,636	7,703
611300 Legal Services Allocation	2,180	2,331	1,486	5,864
611400 Information Tech Allocation	37,877	37,759	13,114	37,517
611410 FIMS Allocation	33,895	33,604	28,144	31,106
611420 Telecommunications Allocation	6,316	4,914	1,922	3,327
611430 Technology Solution Allocation	37,084	33,150	10,053	15,657
611600 Finance Allocation	65,910	53,222	36,125	57,097
611800 MCBEE Allocation	105	63	5,967	15,725
612100 IT Equipment Use Charges	5,607	5,133	705	11,611
614100 Liability Insurance Allocation	1,100	1,600	1,600	2,600
614200 WC Insurance Allocation	900	1,000	1,000	1,000
Administrative Charges Total	213,966	194,418	126,048	221,049
Transfers Out				
561305 Transfer to Land Use Planning	324,000	324,000	324,000	324,000
Transfers Out Total	324,000	324,000	324,000	324,000
Contingency				
571010 Contingency	0	0	378,980	400,000
Contingency Total	0	0	378,980	400,000
Reserve for Future Expenditure				
572010 Reserve for Future Expenditure	0	0	2,132,378	2,728,174
Reserve for Future Expenditure Total	0	0	2,132,378	2,728,174
Lottery and Economic Dev Total	1,889,525	2,029,205	6,175,261	6,873,398

MARION COUNTY FY 2024-25 BUDGET

BY DEPARTMENT

COMMUNITY SERVICES

170 - Community Development	Actual FY 21-22	Actual FY 22-23	Budget FY 23-24	Proposed FY 24-25
Personnel Services				
Salaries and Wages				
511110 Regular Wages	0	158,238	139,947	150,052
511120 Temporary Wages	0	6,639	0	0
511130 Vacation Pay	0	2,872	0	0
511140 Sick Pay	0	2,036	0	0
511150 Holiday Pay	0	8,969	0	0
511240 Leave Payoff	0	6,642	0	0
511290 Health Insurance Waiver Pay	0	343	0	2,400
511450 Premium Pay Temps	0	57	0	0
Salaries and Wages Total	0	185,794	139,947	152,452
Fringe Benefits				
512110 PERS	0	36,622	34,989	38,116
512120 401K	0	3,794	2,255	2,505
512130 PERS Debt Service	0	7,565	6,437	8,536
512200 FICA	0	14,131	10,705	11,559
512300 Paid Leave Oregon	0	278	657	611
512310 Medical Insurance	0	31,463	36,144	18,216
512320 Dental Insurance	0	2,589	3,072	1,536
512330 Group Term Life Insurance	0	309	241	271
512340 Long Term Disability Insurance	0	550	507	570
512400 Unemployment Insurance	0	553	210	229
512520 Workers Comp Insurance	0	45	62	60
512600 Wellness Program	0	77	80	82
512610 Employee Assistance Program	0	72	76	72
512700 County HSA Contributions	0	1,300	0	0
Fringe Benefits Total	0	99,348	95,435	82,363
Personnel Services Total	0	285,143	235,382	234,815
Materials and Services				
Supplies				
521010 Office Supplies	0	5,545	9,343	300
Supplies Total	0	5,545	9,343	300
Materials				
522150 Small Office Equipment	0	198	500	200
522160 Small Departmental Equipment	0	396	0	0
522170 Computers Non Capital	0	396	1,000	493
522180 Software	0	981	3,000	0
Materials Total	0	1,971	4,500	693
Communications				
523010 Telephone Equipment	0	0	50	0
523050 Postage	0	553	100	0

MARION COUNTY FY 2024-25 BUDGET

BY DEPARTMENT

COMMUNITY SERVICES

170 - Community Development	Actual FY 21-22	Actual FY 22-23	Budget FY 23-24	Proposed FY 24-25
Materials and Services				
523060 Cellular Phones	0	1,252	600	600
Communications Total	0	1,805	750	600
Utilities				
524010 Electricity	0	6,636	2,758	5,100
Utilities Total	0	6,636	2,758	5,100
Contracted Services				
525175 Temporary Staffing	0	44,890	0	0
525246 Transcription Services	0	58	0	0
525449 Microsoft 365	0	0	0	1,718
525450 Subscription Services	0	18,588	18,600	16,000
525710 Printing Services	0	821	700	400
525715 Advertising	0	17,188	10,000	7,000
525735 Mail Services	0	133	5,000	0
525770 Interpreters and Translators	0	523	5,000	3,000
525952 Distributions to Subrecipients	0	74,714	626,426	511,932
525999 Other Contracted Services	0	674,939	50,000	1,731,272
Contracted Services Total	0	831,855	715,726	2,271,322
Repairs and Maintenance				
526030 Building Maintenance	0	804	0	0
Repairs and Maintenance Total	0	804	0	0
Rentals				
527130 Parking	0	0	0	300
527210 Building Rental Private	0	16,292	0	16,300
Rentals Total	0	16,292	0	16,600
Miscellaneous				
529110 Mileage Reimbursement	0	63	1,000	800
529120 Commercial Travel	0	736	1,500	4,000
529130 Meals	0	0	600	1,500
529140 Lodging	0	0	1,000	3,000
529220 Conferences	0	1,277	1,500	3,000
529230 Training	0	3,806	3,000	2,000
529300 Dues and Memberships	0	6,363	4,000	5,270
529650 Pre Employment Costs	0	93	400	0
529860 Permits	0	1,171	0	0
529880 Recording Charges	0	223	1,500	2,500
Miscellaneous Total	0	13,731	14,500	22,070
Materials and Services Total	0	878,640	747,577	2,316,685
Administrative Charges				
611100 County Admin Allocation	0	13,060	16,950	7,290
611200 BS Admin Allocation	0	0	0	3,109
611230 Courier Allocation	0	274	236	138

MARION COUNTY FY 2024-25 BUDGET

BY DEPARTMENT

COMMUNITY SERVICES

170 - Community Development	Actual FY 21-22	Actual FY 22-23	Budget FY 23-24	Proposed FY 24-25
Administrative Charges				
611250 Risk Management Allocation	0	0	444	300
611260 Human Resources Allocation	0	5,917	5,975	4,427
611400 Information Tech Allocation	0	0	20,197	11,476
611410 FIMS Allocation	0	25,603	23,625	9,515
611420 Telecommunications Allocation	0	0	2,965	1,004
611430 Technology Solution Allocation	0	0	15,669	4,912
611600 Finance Allocation	0	18,985	39,197	16,979
611800 MCBEE Allocation	0	48	8,469	4,770
612100 IT Equipment Use Charges	0	0	1,492	1,106
614100 Liability Insurance Allocation	0	0	1,200	1,301
614200 WC Insurance Allocation	0	0	800	600
Administrative Charges Total	0	63,886	137,219	66,927
Contingency				
571010 Contingency	0	0	401,714	0
Contingency Total	0	0	401,714	0
Reserve for Future Expenditure				
572010 Reserve for Future Expenditure	0	0	7,241,363	5,888,397
Reserve for Future Expenditure Total	0	0	7,241,363	5,888,397
Community Development Total	0	1,227,668	8,763,255	8,506,824
230 - Dog Services	Actual FY 21-22	Actual FY 22-23	Budget FY 23-24	Proposed FY 24-25
Personnel Services				
Salaries and Wages				
511110 Regular Wages	539,784	500,568	727,712	761,781
511115 Pandemic Recognition Pay	18,000	0	0	0
511120 Temporary Wages	12,985	14,916	10,254	20,509
511130 Vacation Pay	32,399	24,284	0	0
511140 Sick Pay	17,152	31,007	0	0
511141 Emergency Sick Pay	3,146	0	0	0
511150 Holiday Pay	34,063	30,279	0	0
511160 Comp Time Pay	1,648	6,323	0	0
511180 Differential Pay	182	208	0	0
511210 Compensation Credits	4,214	4,425	2,555	2,556
511240 Leave Payoff	4,908	4,505	0	0
511250 Training Pay	0	1,668	0	0
511420 Premium Pay	4,573	16,951	4,347	4,760
511450 Premium Pay Temps	368	413	0	0
Salaries and Wages Total	673,422	635,548	744,868	789,606

MARION COUNTY FY 2024-25 BUDGET

BY DEPARTMENT

COMMUNITY SERVICES

230 - Dog Services	Actual FY 21-22	Actual FY 22-23	Budget FY 23-24	Proposed FY 24-25
Personnel Services				
Fringe Benefits				
512010 Fringe Benefits Budget Only	0	0	1,673	1,880
512110 PERS	135,731	133,147	185,133	196,213
512120 401K	3,875	2,896	3,740	4,296
512130 PERS Debt Service	39,193	44,763	34,064	43,952
512200 FICA	49,837	47,301	56,378	59,767
512300 Paid Leave Oregon	0	1,287	2,962	3,139
512310 Medical Insurance	202,675	186,044	230,418	236,808
512320 Dental Insurance	16,291	15,114	19,584	19,968
512330 Group Term Life Insurance	1,146	1,086	1,264	1,387
512340 Long Term Disability Insurance	2,368	2,237	2,632	2,888
512400 Unemployment Insurance	2,022	1,858	1,093	1,145
512520 Workers Comp Insurance	238	217	420	420
512600 Wellness Program	459	413	520	520
512610 Employee Assistance Program	428	388	481	481
512700 County HSA Contributions	650	650	0	0
Fringe Benefits Total	454,914	437,400	540,362	572,864
Personnel Services Total	1,128,336	1,072,948	1,285,230	1,362,470
Materials and Services				
Supplies				
521010 Office Supplies	2,833	2,349	4,063	4,500
521030 Field Supplies	145	0	750	750
521050 Janitorial Supplies	5,232	4,340	8,000	5,500
521070 Departmental Supplies	12,941	13,357	19,955	10,465
521080 Food Supplies	67	361	1,750	8,500
521090 Uniforms and Clothing	1,687	1,718	1,150	1,250
521100 Medical Supplies	12,594	11,462	19,600	26,333
521120 Drugs	233	199	3,500	0
521140 Vaccines	8,159	7,128	10,000	11,300
521170 Educational Supplies	0	0	250	250
521190 Publications	0	0	50	0
521210 Gasoline	7,154	7,415	5,700	5,800
521300 Safety Clothing	0	0	500	0
521310 Safety Equipment	0	0	0	500
Supplies Total	51,042	48,330	75,268	75,148
Materials				
522060 Sign Materials	0	0	250	250
522100 Parts	0	19	0	0
522150 Small Office Equipment	0	194	1,600	1,500
522160 Small Departmental Equipment	2,232	0	600	700

MARION COUNTY FY 2024-25 BUDGET

BY DEPARTMENT

COMMUNITY SERVICES

230 - Dog Services	Actual FY 21-22	Actual FY 22-23	Budget FY 23-24	Proposed FY 24-25
Materials and Services				
522170 Computers Non Capital	0	1,188	2,534	2,317
522180 Software	0	0	599	0
Materials Total	2,232	1,401	5,583	4,767
Communications				
523010 Telephone Equipment	315	0	65	0
523040 Data Connections	1,440	1,259	1,950	2,050
523050 Postage	0	0	225	125
523060 Cellular Phones	4,115	3,753	5,500	5,000
523090 Long Distance Charges	303	56	200	100
Communications Total	6,174	5,068	7,940	7,275
Utilities				
524010 Electricity	19,747	16,846	18,494	20,281
524020 City Operations and St Lights	0	0	5	6
524040 Natural Gas	8,950	8,676	11,644	10,268
524050 Water	0	0	758	735
524070 Sewer	0	0	1,325	1,460
524090 Garbage Disposal and Recycling	1,873	1,633	1,873	1,796
Utilities Total	30,569	27,156	34,099	34,546
Contracted Services				
525110 Consulting Services	57	0	500	500
525155 Credit Card Fees	7,809	8,332	10,000	10,000
525305 Veterinary Services	29,954	37,651	81,850	70,000
525360 Public Works Services	0	170	0	0
525449 Microsoft 365	0	0	0	6,305
525450 Subscription Services	0	0	15,300	15,300
525710 Printing Services	880	367	1,063	560
525715 Advertising	0	25	1,000	1,000
525735 Mail Services	5,927	6,732	10,000	10,000
525770 Interpreters and Translators	50	63	100	300
525999 Other Contracted Services	6,570	6,837	25,522	15,756
Contracted Services Total	51,247	60,177	145,335	129,721
Repairs and Maintenance				
526010 Office Equipment Maintenance	0	0	100	100
526011 Dept Equipment Maintenance	0	0	0	500
526014 Radio Maintenance	97	0	0	0
526021 Computer Software Maintenance	13,248	13,248	0	0
526030 Building Maintenance	13,099	15,405	18,000	15,000
Repairs and Maintenance Total	26,444	28,653	18,100	15,600
Rentals				
527110 Fleet Leases	11,580	10,668	12,281	16,704

MARION COUNTY FY 2024-25 BUDGET

BY DEPARTMENT

COMMUNITY SERVICES

230 - Dog Services	Actual FY 21-22	Actual FY 22-23	Budget FY 23-24	Proposed FY 24-25
Materials and Services				
527130 Parking	0	0	50	25
527300 Equipment Rental	5,570	5,374	5,500	5,500
527999 GASB 87 Adjustment	(384)	0	0	0
Rentals Total	16,766	16,042	17,831	22,229
Insurance				
528415 First Party Property Claims	353	0	0	0
Insurance Total	353	0	0	0
Miscellaneous				
529110 Mileage Reimbursement	0	82	150	200
529120 Commercial Travel	0	1,799	2,800	2,800
529130 Meals	0	444	1,300	1,300
529140 Lodging	0	806	3,000	3,000
529210 Meetings	145	0	500	1,000
529220 Conferences	0	700	2,400	2,400
529230 Training	0	783	2,000	2,000
529300 Dues and Memberships	0	0	402	415
529650 Pre Employment Costs	207	264	250	250
529830 Dog Licenses	224	1,633	1,000	750
529840 Professional Licenses	150	525	750	750
529860 Permits	0	23	0	0
529910 Awards and Recognition	0	0	0	300
529999 Miscellaneous Expense	0	0	0	650
Miscellaneous Total	726	7,058	14,552	15,815
Materials and Services Total	185,555	193,885	318,708	305,101
Administrative Charges				
611100 County Admin Allocation	13,810	15,707	19,404	21,461
611200 BS Admin Allocation	0	0	0	5,073
611210 Facilities Mgt Allocation	58,224	64,208	68,176	59,092
611220 Custodial Allocation	0	18,501	22,132	20,221
611230 Courier Allocation	546	930	944	908
611240 Grounds Maintenance Allocation	0	0	0	10,072
611250 Risk Management Allocation	2,265	1,979	2,132	3,931
611260 Human Resources Allocation	19,598	20,109	23,898	29,065
611300 Legal Services Allocation	75,674	73,231	52,299	36,804
611400 Information Tech Allocation	14,490	18,779	6,269	18,759
611410 FIMS Allocation	12,931	16,788	13,628	15,524
611420 Telecommunications Allocation	2,406	2,456	918	1,663
611430 Technology Solution Allocation	14,202	16,703	5,026	7,675
611600 Finance Allocation	17,748	20,463	19,610	22,462
611800 MCBEE Allocation	40	31	2,876	7,861

MARION COUNTY FY 2024-25 BUDGET

BY DEPARTMENT

COMMUNITY SERVICES

230 - Dog Services	Actual FY 21-22	Actual FY 22-23	Budget FY 23-24	Proposed FY 24-25
Administrative Charges				
612100 IT Equipment Use Charges	2,136	2,566	332	5,750
614100 Liability Insurance Allocation	3,600	5,300	5,700	8,400
614200 WC Insurance Allocation	5,000	4,600	3,900	16,600
Administrative Charges Total	242,670	282,350	247,244	291,321
Debt Service Principal				
541200 Lease Financing Principal	378	0	0	0
Debt Service Principal Total	378	0	0	0
Debt Service Interest				
542200 Lease Interest	7	0	0	0
Debt Service Interest Total	7	0	0	0
Transfers Out				
561480 Xfer to Capital Impr Projects	0	0	0	13,244
Transfers Out Total	0	0	0	13,244
Dog Services Total	1,556,945	1,549,183	1,851,182	1,972,136
270 - County Fair				
	Actual FY 21-22	Actual FY 22-23	Budget FY 23-24	Proposed FY 24-25
Personnel Services				
Salaries and Wages				
511120 Temporary Wages	2,021	4,288	5,152	3,680
511450 Premium Pay Temps	26	46	0	0
Salaries and Wages Total	2,047	4,334	5,152	3,680
Fringe Benefits				
512110 PERS	27	344	1,288	920
512130 PERS Debt Service	2	22	236	206
512200 FICA	157	332	394	282
512300 Paid Leave Oregon	0	10	21	14
512400 Unemployment Insurance	6	9	0	0
512520 Workers Comp Insurance	1	3	60	60
Fringe Benefits Total	193	719	1,999	1,482
Personnel Services Total	2,239	5,053	7,151	5,162
Materials and Services				
Supplies				
521010 Office Supplies	327	4	300	50
521070 Departmental Supplies	0	234	450	400
Supplies Total	327	238	750	450
Materials				
522180 Software	350	733	1,450	4,074
Materials Total	350	733	1,450	4,074
Communications				
523050 Postage	58	24	60	60
523060 Cellular Phones	510	500	600	400

MARION COUNTY FY 2024-25 BUDGET

BY DEPARTMENT

COMMUNITY SERVICES

270 - County Fair	Actual FY 21-22	Actual FY 22-23	Budget FY 23-24	Proposed FY 24-25
Materials and Services				
523090 Long Distance Charges	8	2	20	15
Communications Total	575	526	680	475
Contracted Services				
525110 Consulting Services	30,000	39,543	40,300	53,150
525158 Armored Car Services	1,015	2,289	5,000	2,500
525225 Ambulance Services	0	2,216	5,000	2,500
525350 Janitorial Services	19,130	0	15,500	11,500
525450 Subscription Services	60	60	120	0
525555 Security Services	15,112	15,777	18,000	21,000
525710 Printing Services	582	2,983	5,560	4,500
525715 Advertising	66,362	48,259	63,700	92,300
525910 Fair 4H Contract	11,000	15,095	31,000	36,200
525915 Fair FFA Contract	2,300	6,099	6,500	6,200
525920 Fair Open Class	239	1,075	2,200	2,175
525925 Fair Entertainers	11,600	77,871	131,000	136,925
525930 Fair Events and Activities	26,008	21,632	40,000	31,670
525945 Fair Set-up/Take-down	9,811	7,286	6,000	20,700
525999 Other Contracted Services	0	9,083	68,524	65,300
Contracted Services Total	193,218	249,267	438,404	486,620
Rentals				
527100 Vehicle Rental	0	431	1,000	0
527230 Fairgrounds Rental	4,662	10,071	24,700	27,450
527310 Fair Equipment Rentals	36,300	69,782	95,000	78,346
527999 GASB 87 Adjustment	(41,000)	0	0	0
Rentals Total	(38)	80,284	120,700	105,796
Insurance				
528110 Liability Insurance Premiums	2,520	3,576	4,500	4,000
528210 Public Official Bonds	1,150	1,350	1,300	1,000
Insurance Total	3,670	4,926	5,800	5,000
Miscellaneous				
529110 Mileage Reimbursement	0	42	50	50
529130 Meals	30	84	295	245
529140 Lodging	503	0	600	0
529210 Meetings	18	0	50	100
529220 Conferences	929	645	1,200	1,000
529300 Dues and Memberships	2,200	2,200	6,500	5,800
529650 Pre Employment Costs	38	0	150	150
529910 Awards and Recognition	109	0	0	0
529999 Miscellaneous Expense	317	0	600	625
Miscellaneous Total	4,144	2,971	9,445	7,970
Materials and Services Total	202,246	338,946	577,229	610,385

MARION COUNTY FY 2024-25 BUDGET

BY DEPARTMENT

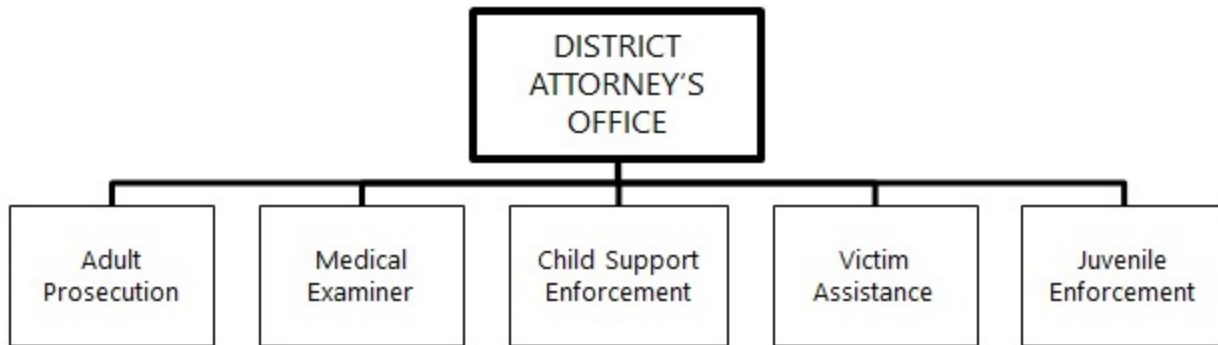
COMMUNITY SERVICES

270 - County Fair	Actual FY 21-22	Actual FY 22-23	Budget FY 23-24	Proposed FY 24-25
Administrative Charges				
611100 County Admin Allocation	2,786	3,091	4,001	4,121
611200 BS Admin Allocation	0	0	0	1,849
611230 Courier Allocation	46	78	76	67
611250 Risk Management Allocation	26	20	22	157
611260 Human Resources Allocation	1,633	1,676	1,932	2,147
611300 Legal Services Allocation	1,011	1,130	1,924	3,816
611410 FIMS Allocation	4,627	5,764	5,166	5,656
611600 Finance Allocation	9,931	10,068	7,167	11,077
611800 MCBEE Allocation	14	11	208	291
614100 Liability Insurance Allocation	100	100	100	700
614200 WC Insurance Allocation	0	0	0	300
Administrative Charges Total	20,174	21,936	20,596	30,181
Debt Service Principal				
541200 Lease Financing Principal	38,132	0	0	0
Debt Service Principal Total	38,132	0	0	0
Debt Service Interest				
542200 Lease Interest	3,004	(136)	0	0
Debt Service Interest Total	3,004	(136)	0	0
Contingency				
571010 Contingency	0	0	95,000	70,000
Contingency Total	0	0	95,000	70,000
Reserve for Future Expenditure				
572010 Reserve for Future Expenditure	0	0	0	472,503
Reserve for Future Expenditure Total	0	0	0	472,503
Ending Fund Balance				
573010 Unapprop Ending Fund Balance	0	0	522,116	0
Ending Fund Balance Total	0	0	522,116	0
County Fair Total	265,796	365,800	1,222,092	1,188,231
Community Services Grand Total	4,633,633	8,173,629	38,953,307	37,247,301

MARION COUNTY FY 2024-25 BUDGET

BY DEPARTMENT

DISTRICT ATTORNEY'S OFFICE



MISSION STATEMENT

Seeking justice through promoting accountability for criminal offenders; interpreting, enforcing, and executing law; responding to the concerns of victims and the public; and working cooperatively with members of the justice system.

GOALS AND OBJECTIVES

- Goal 1 Aggressively prosecute crime while prioritizing violent and person-to-person crimes through both adult prosecution and juvenile delinquency court in order to protect the people and property of Marion County.
- Objective 1 Support Marion County and City efforts to identify and address gun violence cases.
- Goal 2 Protect children and families.
- Objective 1 Support efforts of Marion County to promote child abuse prevention & seek appropriate criminal accountability via efforts of Marion County Child Abuse Multidisciplinary Team (MDT), support early childhood development, and encourage family preservation.
 - Objective 2 Support domestic violence prosecution team in seeking proper criminal accountability for offenders while promoting Domestic Violence Council's effort to increase community awareness.
 - Objective 3 Facilitate the payment of equitable child support and health care coverage via prompt establishment of paternity and child support awards, timely enforcement of orders, and seeking appropriate modification.
- Goal 3 Collaborate with the community and public safety partners to appropriately address substance abuse through accountability and support of quality community & corrections programs.
- Objective 1 Promote and implement the strategic plan developed by the Marion County Public Safety Coordinating Council as established in House Bill 3194, Justice Reinvestment.
 - Objective 2 Promote and increase efforts of the Marion County Public Safety Coordinating Council to address addiction, and related public safety concerns in the community; collaborate with law enforcement partners to address availability, use and distribution of illicit and deadly substances in light of BM 110 and now consistent with HB 4002.
 - Objective 3 Promote, support and staff county arrest-diversionary programs (Law Enforcement Assisted Diversion) and treatment court programs (Drug and Veteran's Courts).

MARION COUNTY FY 2024-25 BUDGET

BY DEPARTMENT

DISTRICT ATTORNEY'S OFFICE

- Goal 4 Work cooperatively with the courts, law enforcement and Marion County to appropriately address behavioral health issues that are the genesis of some criminal conduct.
- Objective 1 Promote and increase efforts of the Marion County Public Safety Coordinating Council to respond to increasing behavioral health issues and resulting jail demand-especially in light of shrinking state resources and assistance via the Oregon State Hospital and the Oregon Health Authority.
 - Objective 2 Promote Marion County court efforts to timely manage criminal cases with behavioral health component via specialized dockets - like the Rapid Docket and Mental Health Court - to responsibly manage behavioral health cases.
 - Objective 3 Work cooperatively via Marion County Health and Human Services and the specially designated Behavioral Health Resource Prosecutor to communicate regarding behavioral health cases and appropriate dispositions.
- Goal 5 Advocate for victims of crime by providing assistance and information that empowers them to make informed decisions not only in their personal lives but also with regard to their participation in the criminal justice system and the exercise of their rights.
- Objective 1 Increase victims' understanding of their rights as a victim of crime.
 - Objective 2 Increase victims' understanding of the public safety system.
 - Objective 3 Increase level of education in the community regarding victims' rights and services available to victims of crime via coordination with local non-profits and participation in multi-disciplinary teams.
- Goal 6 Promote the professional investigation of all unattended death in our county in service to our community.
- Objective 1 Timely respond to calls regarding all deaths in which decedent is not under the direct care of a physician with prompt completion of death certificates for decedents' families.
 - Objective 2 Collaborate with state and local health and public safety authorities to identify overdose and vulnerable population deaths for appropriate government response.
 - Objective 3 Promote collaboration and communication with the State Medical Examiner's Office in circumstances of suspicious or criminal deaths to schedule autopsies and gather information critical to investigations.

MARION COUNTY FY 2024-25 BUDGET

BY DEPARTMENT

DISTRICT ATTORNEY'S OFFICE

DEPARTMENT OVERVIEW

The District Attorney is an executive employee of the State of Oregon, publicly elected to a four-year term. Five separate programs operate within the District Attorney's Office: (1) Adult Criminal Prosecution, (2) Child Support Enforcement, (3) Victim Assistance, (4) Juvenile Enforcement, and (5) Medical Examiner. The public safety system is an ever-changing landscape. Prosecution occupies a central position within this environment, responding to the needs and demands of all entities responsible for public safety. To fulfill its mission of offender accountability and the promotion of public safety, the District Attorney's Office advances several fundamental principles:

- Prosecution must have sustainable, long-term funding for all core functions.
- Prosecution must have sufficient capacity to respond to the needs of its partners and of the community.
- Prosecution must be able to adapt to changing demands, encouraging a pro-active and balanced role in public safety.
- Prosecution must instill trust, confidence and security in the community.

MARION COUNTY FY 2024-25 BUDGET

BY DEPARTMENT

DISTRICT ATTORNEY'S OFFICE

RESOURCE AND REQUIREMENT SUMMARY

District Attorney's Office	FY 21-22 ACTUAL	FY 22-23 ACTUAL	FY 23-24 BUDGET	FY 24-25 PROPOSED	+/- %
RESOURCES					
Intergovernmental Federal	2,262,386	1,905,312	2,271,078	2,357,121	3.8%
Intergovernmental State	373,012	334,190	586,853	388,051	-33.9%
Charges for Services	222,159	208,077	245,521	274,184	11.7%
Interest	444	0	0	2,258	n.a.
Other Revenues	26,000	23,750	20,000	15,000	-25.0%
General Fund Transfers	10,885,720	11,900,369	13,398,537	14,394,061	7.4%
Financing Proceeds	14,784	0	0	0	n.a.
Net Working Capital	281,968	351,111	300,384	306,820	2.1%
TOTAL RESOURCES	14,066,473	14,722,808	16,822,373	17,737,495	5.4%
REQUIREMENTS					
Personnel Services					
Salaries and Wages	7,366,038	7,608,999	8,495,104	8,896,217	4.7%
Fringe Benefits	4,107,993	4,312,313	5,053,704	5,204,885	3.0%
Total Personnel Services	11,474,032	11,921,312	13,548,808	14,101,102	4.1%
Materials and Services					
Supplies	43,758	66,302	52,977	53,028	0.1%
Materials	39,275	32,012	50,788	87,375	72.0%
Communications	16,091	19,018	15,128	21,204	40.2%
Utilities	70,296	77,673	85,294	85,322	0.0%
Contracted Services	344,690	367,090	489,959	546,102	11.5%
Repairs and Maintenance	3,635	7,339	58,878	58,878	0.0%
Rentals	108,488	123,374	143,828	195,068	35.6%
Insurance	15,058	16,900	17,720	23,700	33.7%
Miscellaneous	68,966	84,883	141,682	129,354	-8.7%
Total Materials and Services	710,258	794,591	1,056,254	1,200,031	13.6%
Administrative Charges	1,500,836	1,706,543	2,057,878	2,358,375	14.6%
Capital Outlay	14,784	0	0	0	n.a.
Debt Service Principal	15,150	0	0	0	n.a.
Debt Service Interest	315	(22)	0	0	n.a.
Contingency	0	0	159,433	77,987	-51.1%
TOTAL REQUIREMENTS	13,715,375	14,422,424	16,822,373	17,737,495	5.4%
FTE	93.50	96.70	96.70	95.70	-1.0%

MARION COUNTY FY 2024-25 BUDGET

BY DEPARTMENT

DISTRICT ATTORNEY'S OFFICE

FUNDS

Fund Name	FY 21-22 ACTUAL	FY 22-23 ACTUAL	FY 23-24 BUDGET	FY 24-25 PROPOSED	% of Total
RESOURCES					
FND 100 General Fund	10,614,606	11,298,886	12,727,062	13,645,445	76.9%
FND 220 Child Support	1,917,631	1,979,827	2,285,039	2,470,924	13.9%
FND 300 District Attorney Grants	1,534,236	1,444,096	1,810,272	1,621,126	9.1%
TOTAL RESOURCES	14,066,473	14,722,808	16,822,373	17,737,495	100.0%
REQUIREMENTS					
FND 100 General Fund	10,614,619	11,298,886	12,727,062	13,645,445	76.9%
FND 220 Child Support	1,917,640	1,979,827	2,285,039	2,470,924	13.9%
FND 300 District Attorney Grants	1,183,116	1,143,711	1,810,272	1,621,126	9.1%
TOTAL REQUIREMENTS	13,715,375	14,422,424	16,822,373	17,737,495	100.0%

PROGRAMS

	FY 21-22 ACTUAL	FY 22-23 ACTUAL	FY 23-24 BUDGET	FY 24-25 PROPOSED	+/- %
RESOURCES					
Adult Prosecution	8,885,176	9,357,458	10,746,294	11,441,000	6.5%
Medical Examiner	593,454	716,443	743,224	781,544	5.2%
Child Support Enforcement	1,917,631	1,979,827	2,285,039	2,470,924	8.1%
Victim Assistance	1,856,096	1,873,458	2,236,707	2,186,377	-2.3%
Juvenile Enforcement	814,117	795,622	811,109	857,650	5.7%
TOTAL RESOURCES	14,066,473	14,722,808	16,822,373	17,737,495	5.4%
REQUIREMENTS					
Adult Prosecution	8,868,643	9,342,281	10,746,294	11,441,000	6.5%
Medical Examiner	593,454	716,443	743,224	781,544	5.2%
Child Support Enforcement	1,917,640	1,979,827	2,285,039	2,470,924	8.1%
Victim Assistance	1,690,445	1,757,175	2,236,707	2,186,377	-2.3%
Juvenile Enforcement	645,193	626,698	811,109	857,650	5.7%
TOTAL REQUIREMENTS	13,715,375	14,422,424	16,822,373	17,737,495	5.4%

MARION COUNTY FY 2024-25 BUDGET

BY DEPARTMENT

DISTRICT ATTORNEY'S OFFICE

Adult Prosecution Program

- Prosecute crimes and attend all terms of court in Marion County (ORS 8.660).
- Provide crime victims constitutional and statutory rights in every criminal case.

Program Summary

District Attorney's Office	Program: Adult Prosecution				
	FY 21-22 ACTUAL	FY 22-23 ACTUAL	FY 23-24 BUDGET	FY 24-25 PROPOSED	+/- %
RESOURCES					
Intergovernmental Federal	111,828	0	0	0	n.a.
Intergovernmental State	0	0	25,299	7,182	-71.6%
Charges for Services	195,401	180,144	219,622	246,936	12.4%
General Fund Transfers	8,575,883	9,160,772	10,486,196	11,171,705	6.5%
Financing Proceeds	2,056	0	0	0	n.a.
Net Working Capital	7	16,542	15,177	15,177	0.0%
TOTAL RESOURCES	8,885,176	9,357,458	10,746,294	11,441,000	6.5%
REQUIREMENTS					
Personnel Services	7,453,276	7,771,373	8,895,195	9,350,537	5.1%
Materials and Services	484,766	523,204	575,064	662,693	15.2%
Administrative Charges	920,193	1,047,714	1,272,231	1,423,966	11.9%
Capital Outlay	2,056	0	0	0	n.a.
Debt Service Principal	8,210	0	0	0	n.a.
Debt Service Interest	141	(9)	0	0	n.a.
Contingency	0	0	3,804	3,804	0.0%
TOTAL REQUIREMENTS	8,868,643	9,342,281	10,746,294	11,441,000	6.5%
FTE	57.50	59.70	59.70	59.70	0.0%

FTE By Position Title By Program

Program: Adult Prosecution	
Position Title	FTE
Administrative Services Manager	1.00
Budget Analyst 1	1.00
Chief Deputy District Attorney	1.00
Deputy DA 1	4.00
Deputy DA 1 (Bilingual)	1.00
Deputy DA 2	6.70
Deputy DA 3	10.00
Deputy DA 4	2.00
District Attorney	1.00
District Attorney Investigator	2.00
District Attorney Investigator (Bilingual)	1.00
Legal Assistant Supervisor	2.00
Legal Secretary 1	9.00
Legal Secretary 1 (Bilingual)	1.00
Legal Secretary 2	6.00

MARION COUNTY FY 2024-25 BUDGET
 BY DEPARTMENT
 DISTRICT ATTORNEY'S OFFICE

Program: Adult Prosecution	
Position Title	FTE
Management Analyst 2	1.00
Office Specialist 4	1.00
Paralegal	5.00
Trial Team Supervisor	4.00
Program Adult Prosecution FTE Total:	59.70

- In addition to the above there are 2.32 FTE temporary positions.

FTE Changes

There are no FTE changes.

Adult Prosecution Program Budget Justification

RESOURCES

The Adult Prosecution Program is primarily funded by the General Fund.

Charges for Services is funded through two Memorandums of Understanding with Health and Human Services and Sheriff's Office for a Deputy District Attorney 2 position and Deputy District Attorney 1 position, respectively.

REQUIREMENTS

Personnel Services increased due to normal step increases, cost of living adjustments, and related fringe benefit increases.

MARION COUNTY FY 2024-25 BUDGET

BY DEPARTMENT

DISTRICT ATTORNEY'S OFFICE

Medical Examiner Program

- Investigates all deaths that occur in Marion County where the deceased is not under the care of a physician (ORS Chapter 146).

Program Summary

District Attorney's Office

Program: Medical Examiner

	FY 21-22 ACTUAL	FY 22-23 ACTUAL	FY 23-24 BUDGET	FY 24-25 PROPOSED	+/- %
RESOURCES					
Intergovernmental Federal	9,904	0	0	0	n.a.
General Fund Transfers	583,550	716,443	743,224	781,544	5.2%
TOTAL RESOURCES	593,454	716,443	743,224	781,544	5.2%
REQUIREMENTS					
Personnel Services	503,012	613,774	621,311	645,918	4.0%
Materials and Services	33,231	37,995	43,381	47,726	10.0%
Administrative Charges	56,803	64,674	78,532	87,900	11.9%
Debt Service Principal	401	0	0	0	n.a.
Debt Service Interest	8	0	0	0	n.a.
TOTAL REQUIREMENTS	593,454	716,444	743,224	781,544	5.2%
FTE	3.50	4.50	4.50	4.50	0.0%

FTE By Position Title By Program

Program: Medical Examiner	
Position Title	FTE
Chief Medical Legal Death Investigator	1.00
Legal Secretary 1	0.50
Medical Legal Death Investigator	3.00
Program Medical Examiner FTE Total:	4.50

- In addition to the above there is .5 FTE for temporary positions.

FTE Changes

There are no FTE changes.

Medical Examiner Program Budget Justification

RESOURCES

The Medical Examiner program is funded entirely by the General Fund.

REQUIREMENTS

Personnel Services increased due to normal step increases and related fringe benefit increases.

MARION COUNTY FY 2024-25 BUDGET

BY DEPARTMENT

DISTRICT ATTORNEY'S OFFICE

Child Support Enforcement Program

- Establishes paternity, child support judgments, and health care coverage orders.
- Enforces child support judgments through withholding orders, liens, garnishment offsets, contempt of court, license suspensions, and passport restriction.
- Enforces health care coverage through national medical support notices and medical support orders.
- Enforces interstate cases by initiating and responding to interstate reciprocal proceedings.
- Initiates review of child support awards for possible modification when requested by one of the parties, or when health care coverage for the child(ren) changes.

Program Summary

District Attorney's Office

Program: Child Support Enforcement

	FY 21-22 ACTUAL	FY 22-23 ACTUAL	FY 23-24 BUDGET	FY 24-25 PROPOSED	+/- %
RESOURCES					
Intergovernmental Federal	1,355,403	1,323,905	1,584,404	1,723,075	8.8%
Intergovernmental State	177,014	126,048	138,769	140,644	1.4%
Charges for Services	26,758	27,932	25,899	27,248	5.2%
General Fund Transfers	345,728	501,950	535,967	579,957	8.2%
Financing Proceeds	12,728	0	0	0	n.a.
Net Working Capital	0	(9)	0	0	n.a.
TOTAL RESOURCES	1,917,631	1,979,827	2,285,039	2,470,924	8.1%
REQUIREMENTS					
Personnel Services	1,599,411	1,624,779	1,900,400	1,982,631	4.3%
Materials and Services	84,704	101,943	95,455	114,375	19.8%
Administrative Charges	219,164	253,114	289,184	373,918	29.3%
Capital Outlay	12,728	0	0	0	n.a.
Debt Service Principal	1,566	0	0	0	n.a.
Debt Service Interest	67	(9)	0	0	n.a.
TOTAL REQUIREMENTS	1,917,640	1,979,827	2,285,039	2,470,924	8.1%
FTE	14.00	14.00	14.00	14.00	0.0%

FTE By Position Title By Program

Program: Child Support Enforcement	
Position Title	FTE
Deputy DA 2	1.00
Deputy DA 3	1.00
District Attorney Investigator	2.00
Legal Assistant Supervisor	1.00
Legal Secretary 1 (Bilingual)	1.00
Legal Secretary 2	3.00
Support Enforcement Agent 1	3.00
Support Enforcement Agent 2	1.00
Trial Team Supervisor	1.00
Program Child Support Enforcement FTE Total:	14.00

- In addition to the above there is a .58 FTE temporary position.

MARION COUNTY FY 2024-25 BUDGET
BY DEPARTMENT
DISTRICT ATTORNEY'S OFFICE

FTE Changes

There are no FTE changes.

Child Support Enforcement Program Budget Justification

RESOURCES

General Fund Transfers increased and is part of the match for Child Support services.

Intergovernmental State and Federal increased due to anticipated increases in Child Support funding from the Oregon Department of Justice.

REQUIREMENTS

Personnel Services increased due to normal step increases, cost of living adjustments, and related fringe benefit increases.

MARION COUNTY FY 2024-25 BUDGET

BY DEPARTMENT

DISTRICT ATTORNEY'S OFFICE

Victim Assistance Program

- The mission of the Victim Assistance Program (VAP) is to involve crime victims and the community in a healing process that lessens the impact of crime. We accomplish this by: (1) providing direct services to victims of crime; (2) advocating for victim rights; (3) offering volunteer opportunities; (4) providing education and promoting public awareness and (5) promoting professional and agency communication.
- The Criminal Fines Account (CFA) provides funding for the director of VAP who manages the VAP staff in providing services to victims of crime, ensuring victims are notified of their rights, providing extensive volunteer opportunities, and training, and collaborating with community partners. This grant also partially funds the Child Abuse Coordinator. The funding for this grant is fixed and does not adapt to the increase personnel costs to these positions. It is expected that this grant will not be able to fund both positions in the near future.
- The Victims of Crime Act (VOCA) Noncompetitive Grant provides partial funding for the volunteer coordinator/homicide case manager, who provides direct victim services and supervise the provision of services in their specialty area, in addition to participating in the recruiting, training, and supervision of community volunteers. This grant also funds 4 advocate positions (reduced from previous years that funded 5 positions) including bilingual/bicultural with focus on the Latinx community. The VOCA Noncompetitive grant has decreased funding to our office for the past two grant cycles causing a decrease of 1.0 FTE advocate position funded by the grant this fiscal year. This decrease is expected to continue in future grant cycles likely eventually resulting in a total loss of grant funding for these positions.
- The STOP Violence Against Women Act (VAWA) grant provides funds for two family violence program coordinators whose focus is to provide direct services to victims of domestic violence, participate in the training and supervision of community volunteers who also provide direct services to victims, collaboration with partner agencies, participation in multi-disciplinary work groups and community outreach efforts. In the most recent grant cycle, funding to our office was decreased. It is expected that this grant will not be able to fund both coordinator positions in the near future.
- The Victims of Crime Act (VOCA) Competitive Grant provided funding for a restitution victim advocate. This person provides direct victim services to victims of every type of crime with a focus on property crime cases. This position also helps victims identify and provide the documentation necessary to document their losses for purposes of restitution. As of June 30, 2024 this grant is closing and will no longer provide funding. The Victim Advocate position is now funded by County General Fund.

Program Summary

District Attorney's Office

Program: Victim Assistance

	FY 21-22 ACTUAL	FY 22-23 ACTUAL	FY 23-24 BUDGET	FY 24-25 PROPOSED	+/- %
RESOURCES					
Intergovernmental Federal	778,062	581,407	686,674	634,046	-7.7%
Intergovernmental State	195,998	208,142	422,785	240,225	-43.2%
Interest	444	0	0	2,258	n.a.
Other Revenues	26,000	23,750	20,000	15,000	-25.0%
General Fund Transfers	742,555	894,506	990,966	1,172,130	18.3%
Net Working Capital	113,036	165,654	116,282	122,718	5.5%
TOTAL RESOURCES	1,856,096	1,873,458	2,236,707	2,186,377	-2.3%
REQUIREMENTS					
Personnel Services	1,358,635	1,374,406	1,592,816	1,550,592	-2.7%
Materials and Services	81,424	106,405	220,787	248,836	12.7%
Administrative Charges	247,873	276,368	339,400	384,691	13.3%
Debt Service Principal	2,463	0	0	0	n.a.
Debt Service Interest	50	(3)	0	0	n.a.

MARION COUNTY FY 2024-25 BUDGET

BY DEPARTMENT

DISTRICT ATTORNEY'S OFFICE

	FY 21-22 ACTUAL	FY 22-23 ACTUAL	FY 23-24 BUDGET	FY 24-25 PROPOSED	+/- %
Contingency	0	0	83,704	2,258	-97.3%
TOTAL REQUIREMENTS	1,690,445	1,757,175	2,236,707	2,186,377	-2.3%
FTE	15.00	15.00	15.00	14.00	-6.7%

FTE By Position Title By Program

Program: Victim Assistance	
Position Title	FTE
Legal Secretary 1	1.00
Legal Secretary 2 (Bilingual)	1.00
Office Manager Sr	1.00
Victim Assistance Advocate	3.00
Victim Assistance Advocate (Bilingual)	3.00
Victim Assistance Pgm Coordinator	3.00
Victim Assistance Pgm Coordinator (Bilingual)	2.00
Program Victim Assistance FTE Total:	14.00

FTE Changes

The decrease of 1.00 FTE Victim Assistance Advocate position is due to decreased grant funding.

Victim Assistance Program Budget Justification

RESOURCES

Intergovernmental Federal and Intergovernmental State decrease reflects the decrease to funding in the VOCA Noncompetitive Grant and the end of the VOCA Competitive Grant. General Fund Transfer increased to cover partial loss of funding.

Other Revenues remain consistent for victim emergency services.

REQUIREMENTS

Personnel Services include normal step increases and related fringe benefit increases offset by the decrease of 1.00 FTE victim assistance advocate position.

MARION COUNTY FY 2024-25 BUDGET

BY DEPARTMENT

DISTRICT ATTORNEY'S OFFICE

Juvenile Enforcement Program

- Starts or oversees juvenile delinquency petitions in Marion County (ORS 419C).
- May intervene in juvenile dependency casework in Marion County (419B).

Program Summary

District Attorney's Office

Program: Juvenile Enforcement

	FY 21-22 ACTUAL	FY 22-23 ACTUAL	FY 23-24 BUDGET	FY 24-25 PROPOSED	+/- %
RESOURCES					
Intergovernmental Federal	7,189	0	0	0	n.a.
General Fund Transfers	638,004	626,698	642,184	688,725	7.2%
Net Working Capital	168,924	168,924	168,925	168,925	0.0%
TOTAL RESOURCES	814,117	795,622	811,109	857,650	5.7%
REQUIREMENTS					
Personnel Services	559,698	536,980	539,086	571,424	6.0%
Materials and Services	26,133	25,044	121,567	126,401	4.0%
Administrative Charges	56,803	64,673	78,531	87,900	11.9%
Debt Service Principal	2,510	0	0	0	n.a.
Debt Service Interest	49	0	0	0	n.a.
Contingency	0	0	71,925	71,925	0.0%
TOTAL REQUIREMENTS	645,193	626,698	811,109	857,650	5.7%
FTE	3.50	3.50	3.50	3.50	0.0%

FTE By Position Title By Program

Program: Juvenile Enforcement	
Position Title	FTE
Deputy DA 1	1.00
Deputy DA 3	1.00
Legal Secretary 1	0.50
Legal Secretary 2	1.00
Program Juvenile Enforcement FTE Total:	3.50

- In addition to the above there is a .58 FTE temporary position.

FTE Changes

There are no FTE changes.

Juvenile Enforcement Program Budget Justification

RESOURCES

The Juvenile program is primarily funded by the General Fund.

REQUIREMENTS

Personnel Services increased due to normal step increases, cost of living adjustments, and related fringe benefit increases.

MARION COUNTY FY 2024-25 BUDGET

BY DEPARTMENT

DISTRICT ATTORNEY'S OFFICE

KEY DEPARTMENT ACCOMPLISHMENTS

- 10,277 Criminal Cases were reviewed as submitted by 44 referring law enforcement agencies. Adult Prosecution filed 346 early disposition cases.
- Four specialty courts are handled by Deputy District Attorneys in both Adult and Juvenile Delinquency Courts: Drug Court with 66 participants, Mental Health Court with 30 participants, Veteran's Court with 11 participants and STAR Court (Juvenile) with 23 participants. These programs can be essential for the diversion of participants from prisons and/or jail and the connection to relevant treatment services. Success for participants often indicates a ripple effect for the success of their families, their children and our community.
- Continued expansion of the LEAD (Law Enforcement Assisted Diversion) program has increased services in a harm-reduction model for our hardest to serve residents. Participant results include treatment, housing, job connectivity, reunification with family, medical intervention and accountability for pending court matters. LEAD currently has 199 enrolled clients with 73 actively participating in services or are considered alumni. A DDA manages that diversionary caseload and participates in all LEAD Team decision-making to ensure continued fidelity in the program.
- The Behavioral Health Resource Prosecutor (BHRP) continues to respond to cases involving defendants who cannot aid and assist in their own defense and has identified those that require Oregon State Hospital level of services as distinguished from those that can be treated and integrated back into the community. Recent limitations imposed by the Federal Court and endorsed by the Oregon State Hospital (OHA) has disproportionately burdened our local systems and increased the caseload of this prosecutor immensely. Collaboration with the county Health and Human Services Department to promote potential services for especially violent offenders has become vital. 50 individuals who had a letter submitted to be prematurely released from the Oregon State Hospital due to a Federal Order. 34 of those 50 individuals have felony charges. An additional 20 defendants have Mosman end of jurisdiction letters filed in their cases. This number continues to grow, and we expect at least 23 defendants to be discharged early by the end of June. 33 Civil Commitment cases were presented in adult court to address behavioral health needs of individuals who are a danger to themselves or others.
- Victim Assistance provided services to more than 11,000 new victims of crime and provided more than 211,738 services to victims of crime. Victim Assistance sent 81,893 notices to victims of crime in 2023, informing them of their rights, court dates, and case status. 93% of victims who provided feedback stated that as a result of the information provided by the Victim Assistance Program, they better understand their rights as a victim of crime. Community volunteers donated more than 2620 hours to Victim Assistance. We continue to work to rebuild our volunteer/intern program after the COVID pandemic significantly limited volunteer opportunities.
- Support Enforcement collected over \$18.1 million on approximately 4,400 cases, processed approximately 400 paternity establishments and modifications, attended approximately 1,700 court and administrative hearings and collected nearly \$35 per \$1 of county General Funds expended.
- The Medical Examiner program investigated a total of 1,280 cases, including 16 homicides, 47 motor vehicle related deaths, 6 deaths of minors (under 18 years of age), approximately 152 drug/alcohol related deaths, 59 COVID deaths reported to our office, and 59 suicides.
- Juvenile Enforcement continues to increase the quality of service to youths and their families through collaboration with Marion County's Juvenile Department and Oregon Department of Human Services (DHS) and provide appropriate juvenile intervention to divert youth from the criminal justice system.

MARION COUNTY FY 2024-25 BUDGET

BY DEPARTMENT

DISTRICT ATTORNEY'S OFFICE

KEY INDICATORS

1: Adult prosecution criminal cases submitted and reviewed

Definition and Purpose

Indicates total number of cases submitted by all law enforcement agencies and reviewed by prosecutors.

Significance

Indicates baseline caseload of deputy district attorneys. Supports the primary objectives of the county strategic plan Goal #1 Public Safety: Pursue a safe and secure community by protecting the people, property, and economy of Marion County.

Data Units Calendar Year

CY 2021 Actual	CY 2022 Actual	CY 2023 Actual	CY 2024 Estimate	CY 2025 Estimate
9,011	9,388	10,277	9,650	10,000

Explanation of Trends and Changes

While the implementation of BM110 (decriminalization of possession of street drugs) eliminated criminal drug possession cases, we are nonetheless likely to continue to see a rise in crime due at least in part to unchecked addiction and the attendant behavioral health issues to which it contributes. Gun violence is also on the rise especially in relation to juveniles. This is likely at least partially connected to the passage of SB 1008 in 2019 which nearly eliminated Ballot Measure 11 (waiver into adult court & mandatory prison) sentences for violent juveniles. The loss of intervention in juvenile crime yields more adult crime. The passage of HB 4002 in the 2024 Legislative session (recriminalization of drugs and clarification of drug delivery laws) will lead to an increase in the number of drug crimes being referred to our office for prosecution.

2: Specialty Courts and Jail Diversion Programming

Definition and Purpose

Indicates number of participants within our four treatment courts or in LEAD, our jail diversion program. These programs focus best-practices and utilize individualized treatment counseling and wrap-around services in the form of probation in a formal court setting or, in the circumstance of LEAD, using a harm-reduction model to avoid use of jail and costly court resources for low-level livability offenses.

Significance

Indicates system efficiency by addressing the underlying genesis of criminal behavior to avoid recidivism. Supports the primary objectives of the county strategic plan Goal #1 Public Safety: Pursue a safe and secure community by protecting the people, property, and economy of Marion County.

Data Units Calendar Year

Drug Court

CY 2021 Actual	CY 2022 Actual	CY 2023 Actual	CY 2024 Estimate	CY 2025 Estimate
41	42	66	50	60

MARION COUNTY FY 2024-25 BUDGET

BY DEPARTMENT

DISTRICT ATTORNEY'S OFFICE

Mental Health Court

CY 2021 Actual	CY 2022 Actual	CY 2023 Actual	CY 2024 Estimate	CY 2025 Estimate
37	21	30	32	36

Veteran's Court

CY 2021 Actual	CY 2022 Actual	CY 2023 Actual	CY 2024 Estimate	CY 2025 Estimate
23	14	11	20	25

STAR COURT-Juvenile

CY 2021 Actual	CY 2022 Actual	CY 2023 Actual	CY 2024 Estimate	CY 2025 Estimate
5	20	23	25	27

LEAD-Law Enforcement Assisted Diversion

CY 2021 Actual	CY 2022 Actual	CY 2023 Actual	CY 2024 Estimate	CY 2025 Estimate
96	149	199	215	250

Explanation of Trends and Changes

The numbers of individuals placed in these courts and diversion options fluctuate based on individual need and suitability for the program, availability of necessary services and capacity of the program due to variable grant funding. It is nevertheless always our hope to be able to increase the number of people who can benefit from these alternative programs each year and given lack of services available at state level for addiction and behavioral health issues, we likely need to continue to increase our participants in these programs. The passage of HB 4002 will certainly provide more opportunity for us to connect defendants to treatment courts.

3: Juvenile enforcement delinquency petitions filed

Definition and Purpose

Indicates total number of formal petitions filed against youth (under 18 years of age) who commit crimes.

Significance

Indicates baseline caseload for deputy district attorneys in court system. Supports the primary objectives of the county strategic plan Goal #1 Public Safety: Pursue a safe and secure community by protecting the people, property, and economy of Marion County.

Data Units Calendar Year

CY 2021 Actual	CY 2022 Actual	CY 2023 Actual	CY 2024 Estimate	CY 2025 Estimate
341	409	720	780	820

MARION COUNTY FY 2024-25 BUDGET

BY DEPARTMENT

DISTRICT ATTORNEY'S OFFICE

Explanation of Trends and Changes

The number of juvenile delinquency cases remains low due to the ongoing use of front-end diversionary child welfare and juvenile justice models. Although these models result in fewer petitions being filed, the models still create significant work for attorneys through case reviews, meetings, monitoring, and case staffing with juvenile probation officers and child welfare personnel. The continued use of front-end diversion practices typically means the cases which require juvenile petitions are cases involving higher risk youth, more complicated fact patterns, and more complex family dynamics leading to an increase in the amount of work required to resolve the case. However, the 2019 passage of Senate Bill 1008 (Juvenile Ballot Measure 11 Repeal Bill) continues to increase both the quantity and severity of petitions in juvenile court as the bill now mandates original filing in juvenile court rather than adult court. Serious cases are now more likely to remain in juvenile court for complex litigation because of this law. Juvenile gun violence is of particular concern as we have seen increasing instances of youth released from MacLaren Youth Correctional Facility on supervision and subsequently committing acts of assault with firearms in our community.

4: Victim assistance program services provided to victims of crime

Definition and Purpose

Direct services provided to victims of crime. These services include: crisis intervention and support; follow up contact; safety planning; information on the status of an investigation or court case; notification of hearing dates and times; information about Crime Victims' Compensation; assistance in establishing financial losses for restitution purposes; referrals to support groups and counseling; liaison assistance with law enforcement officers, prosecutors, and social service agencies; assistance in preparing victim impact statements for the court at the time of sentencing; assistance with court preparation by explaining the court process, touring empty courtrooms and observing a trial in progress; accompaniment to court hearings, offering a safe and private area while waiting to testify; information and referrals for personal safety and security issues; notification of case disposition and sentence; emergency financial assistance; emergency legal advocacy; personal advocacy; and information about crime victims' rights and assistance in asserting those rights.

Significance

Indicates victim contacts, level of customer service, and workload of volunteers and staff. Supports the primary objectives of the county strategic plan Goal #1 Public Safety: Pursue a safe and secure community by protecting the people, property, and economy of Marion County.

Data Units Fiscal Year

FY 20-21 Actual	FY 21-22 Actual	FY 22-23 Actual	FY 23-24 Estimate	FY 24-25 Estimate
280,675	280,775	211,894	290,050	290,250

Explanation of Trends and Changes

The need for services has increased, but with staff turnover the office requires additional training to capture all of the services provided by our office. Service need are still expected to increase into FY 2024-2025. This work on Marion County cases cannot be and is not completed by other state victim services.

MARION COUNTY FY 2024-25 BUDGET

BY DEPARTMENT

DISTRICT ATTORNEY'S OFFICE

5: Notices sent to victims of crime

Definition and Purpose

Indicates number of notices sent to victims of crime. Notices provide information regarding victims' rights and how victims can assert those rights as well as informing victims of the various steps of the criminal justice process as their case travels through the system. We also include information and forms that provide victims the opportunity to submit information regarding their victim impact statements and information for restitution purposes.

Significance

Notices are required by statute and the Oregon Constitution (regarding victim rights and court process). Supports the primary objectives of the county strategic plan Goal #1 Public Safety: Pursue a safe and secure community by protecting the people, property, and economy of Marion County.

Data Units Calendar Year

CY 2021 Actual	CY 2022 Actual	CY 2023 Actual	CY 2024 Estimate	CY 2025 Estimate
74,323	75,928	81,893	85,000	88,000

Explanation of Trends and Changes

With the increase in need for services our notices to victims must also increase and are expected to do so into CY 2025.

6: Child support enforcement funds collected

Definition and Purpose

Indicates total amount of financial support collected for children and families under Oregon law.

Significance

Indicates financial health of children and families. Addresses the primary objectives of the county strategic plan Goal #1 for Public Safety: Pursue a safe and secure community by protecting the people, property, and economy of Marion County.

Data Units Calendar Year

CY 2021 Actual	CY 2022 Actual	CY 2023 Actual	CY 2024 Estimate	CY 2025 Estimate
\$20.4 Million	\$17.9 Million	\$18.1 Million	\$18 Million	\$18 Million

Explanation of Trends and Changes

The reason for the decrease in the CY 2023 and beyond numbers are declining caseloads, consistent with statewide and national trends.

7: Medical examiner death investigations

Definition and Purpose

This data indicates the number of investigations that the Medical Examiner's Office investigated during the year. This now includes both Medical Examiner cases (other than natural) and Non-Medical Examiner cases (deemed natural after investigation).

MARION COUNTY FY 2024-25 BUDGET

BY DEPARTMENT

DISTRICT ATTORNEY'S OFFICE

Significance

Necessary to determine nature and cause of death under ORS Chapter 146. Supports the primary objectives of the county strategic plan Goal #1 Public Safety: Pursue a safe and secure community by protecting the people, property, and economy of Marion County.

Data Units Calendar Year

CY 2021 Actual	CY 2022 Actual	CY 2023 Actual	CY 2024 Estimate	CY 2025 Estimate
1580	1517	1282	1500	1600

Explanation of Trends and Changes

Aging population and population growth will influence the number of mandated investigations. We continue to see an alarming increase in overdose deaths mostly due to Fentanyl. These exact numbers are difficult to measure in a timely fashion due to a backlog at the State Crime Lab of 6+ months.

8: Medical examiner homicide investigations

Definition and Purpose

Indicates Medical Examiner cases that are criminal investigations and require prosecutorial review and resources. Now includes homicide and manslaughter cases.

Significance

Requires a priority response for community safety. Addresses the primary objectives of the county strategic plan Goal #1 for Public Safety: Pursue a safe and secure community by protecting the people, property, and economy of Marion County.

Data Units Calendar Year

CY 2021 Actual	CY 2022 Actual	CY 2023 Actual	CY 2024 Estimate	CY 2025 Estimate
14	16	18	20	20

Explanation of Trends and Changes

Homicide rates are difficult to project. Marion County homicide rates remain significant.

MARION COUNTY FY 2024-25 BUDGET

BY DEPARTMENT

DISTRICT ATTORNEY'S OFFICE

Resources by Fund Detail				
100 - General Fund	Actual FY 21-22	Actual FY 22-23	Budget FY 23-24	Proposed FY 24-25
Intergovernmental Federal				
331404 County American Rescue Plan	138,186	0	0	0
Intergovernmental Federal Total	138,186	0	0	0
General Fund Transfers				
381100 Transfer from General Fund	10,474,364	11,298,886	12,727,062	13,645,445
General Fund Transfers Total	10,474,364	11,298,886	12,727,062	13,645,445
Financing Proceeds				
383500 OFS: Lease Financing	2,056	0	0	0
Financing Proceeds Total	2,056	0	0	0
General Fund Total	10,614,606	11,298,886	12,727,062	13,645,445
220 - Child Support				
	Actual FY 21-22	Actual FY 22-23	Budget FY 23-24	Proposed FY 24-25
Intergovernmental Federal				
331220 ODOJ Support Enf Incentives	216,458	213,609	218,934	271,367
331223 Oregon Dept of Justice	1,106,459	1,110,296	1,365,470	1,451,708
331404 County American Rescue Plan	32,486	0	0	0
Intergovernmental Federal Total	1,355,403	1,323,905	1,584,404	1,723,075
Intergovernmental State				
332031 Oregon Department of Justice	177,014	126,048	138,769	140,644
Intergovernmental State Total	177,014	126,048	138,769	140,644
Charges for Services				
341680 Discovery Fees	1,925	2,025	0	0
341999 Other Fees	24,263	25,772	25,899	27,248
344999 Other Reimbursements	570	135	0	0
Charges for Services Total	26,758	27,932	25,899	27,248
General Fund Transfers				
381100 Transfer from General Fund	345,728	501,950	535,967	579,957
General Fund Transfers Total	345,728	501,950	535,967	579,957
Financing Proceeds				
383500 OFS: Lease Financing	12,728	0	0	0
Financing Proceeds Total	12,728	0	0	0
Net Working Capital				
392000 Net Working Capital Unrestr	0	(9)	0	0
Net Working Capital Total	0	(9)	0	0
Child Support Total	1,917,631	1,979,827	2,285,039	2,470,924
300 - District Attorney Grants				
	Actual FY 21-22	Actual FY 22-23	Budget FY 23-24	Proposed FY 24-25
Intergovernmental Federal				
331223 Oregon Dept of Justice	747,403	581,407	686,674	634,046

MARION COUNTY FY 2024-25 BUDGET

BY DEPARTMENT

DISTRICT ATTORNEY'S OFFICE

300 - District Attorney Grants	Actual FY 21-22	Actual FY 22-23	Budget FY 23-24	Proposed FY 24-25
Intergovernmental Federal				
331404 County American Rescue Plan	21,395	0	0	0
Intergovernmental Federal Total	768,798	581,407	686,674	634,046
Intergovernmental State				
332031 Oregon Department of Justice	0	122,223	135,855	56,747
332035 ODOJ Unitary Assessment Grant	195,998	85,919	312,229	190,660
Intergovernmental State Total	195,998	208,142	448,084	247,407
Charges for Services				
347006 DA Services to County Depts	195,401	180,144	219,622	246,936
Charges for Services Total	195,401	180,144	219,622	246,936
Interest				
361000 Investment Earnings	444	0	0	2,258
Interest Total	444	0	0	2,258
Other Revenues				
373200 Victims Assistance Donations	26,000	23,750	20,000	15,000
Other Revenues Total	26,000	23,750	20,000	15,000
General Fund Transfers				
381100 Transfer from General Fund	65,627	99,533	135,508	168,659
General Fund Transfers Total	65,627	99,533	135,508	168,659
Net Working Capital				
392000 Net Working Capital Unrestr	281,968	351,120	300,384	306,820
Net Working Capital Total	281,968	351,120	300,384	306,820
District Attorney Grants Total	1,534,236	1,444,096	1,810,272	1,621,126
District Attorney's Office Grand Total	14,066,473	14,722,808	16,822,373	17,737,495

MARION COUNTY FY 2024-25 BUDGET

BY DEPARTMENT

DISTRICT ATTORNEY'S OFFICE

Requirements by Fund Detail

100 - General Fund	Actual FY 21-22	Actual FY 22-23	Budget FY 23-24	Proposed FY 24-25
Personnel Services				
Salaries and Wages				
511110 Regular Wages	4,376,928	4,645,406	6,333,308	6,754,218
511115 Pandemic Recognition Pay	90,015	0	0	0
511120 Temporary Wages	259,742	339,229	142,197	142,254
511130 Vacation Pay	318,157	292,440	0	0
511140 Sick Pay	161,689	156,761	0	0
511141 Emergency Sick Pay	16,973	0	0	0
511150 Holiday Pay	265,405	273,092	0	0
511160 Comp Time Pay	8,437	11,967	0	0
511180 Differential Pay	991	1,371	0	0
511210 Compensation Credits	102,810	95,845	70,805	67,512
511220 Pager Pay	39,090	46,330	41,463	41,463
511240 Leave Payoff	64,895	64,648	0	0
511280 Cell Phone Pay	1,083	882	1,086	1,086
511290 Health Insurance Waiver Pay	10,163	11,284	12,672	15,072
511410 Straight Pay	211	522	0	0
511420 Premium Pay	4,803	43,196	0	0
511450 Premium Pay Temps	225	1,818	0	0
Salaries and Wages Total	5,721,618	5,984,792	6,601,531	7,021,605
Fringe Benefits				
512110 PERS	1,223,583	1,259,867	1,604,209	1,709,212
512120 401K	96,635	97,324	111,752	42,988
512130 PERS Debt Service	296,174	376,874	295,172	382,862
512200 FICA	415,923	439,627	498,943	531,468
512300 Paid Leave Oregon	0	13,027	27,085	27,347
512310 Medical Insurance	976,406	1,025,307	1,192,932	1,202,438
512320 Dental Insurance	77,974	82,378	101,392	101,392
512330 Group Term Life Insurance	9,266	9,728	10,973	12,113
512340 Long Term Disability Insurance	16,330	17,074	22,864	25,231
512400 Unemployment Insurance	17,208	17,478	9,633	10,170
512520 Workers Comp Insurance	1,383	1,458	2,347	2,377
512600 Wellness Program	2,448	2,524	2,892	2,932
512610 Employee Assistance Program	2,284	2,371	2,675	2,712
512700 County HSA Contributions	8,126	9,953	164	12,448
Fringe Benefits Total	3,143,740	3,354,989	3,883,033	4,065,690
Personnel Services Total	8,865,358	9,339,781	10,484,564	11,087,295
Materials and Services				
Supplies				
521010 Office Supplies	22,055	27,945	30,987	29,987

MARION COUNTY FY 2024-25 BUDGET

BY DEPARTMENT

DISTRICT ATTORNEY'S OFFICE

100 - General Fund	Actual FY 21-22	Actual FY 22-23	Budget FY 23-24	Proposed FY 24-25
Materials and Services				
521030 Field Supplies	3,941	4,274	3,848	3,848
521070 Departmental Supplies	871	1,842	1,621	2,269
521090 Uniforms and Clothing	813	1,302	3,000	3,000
521190 Publications	1,166	7,467	2,937	1,070
521210 Gasoline	5,526	5,569	3,154	3,154
Supplies Total	34,372	48,400	45,547	43,328
Materials				
522150 Small Office Equipment	10,234	5,048	2,858	2,858
522160 Small Departmental Equipment	0	0	2,200	2,200
522170 Computers Non Capital	12,046	16,356	11,830	39,071
522180 Software	1,974	3,586	900	600
Materials Total	24,253	24,990	17,788	44,729
Communications				
523010 Telephone Equipment	0	165	0	0
523020 Phone and Communication Svcs	1,050	504	540	384
523040 Data Connections	480	483	460	460
523050 Postage	492	890	925	925
523060 Cellular Phones	7,715	13,499	8,582	17,485
523090 Long Distance Charges	3,164	2,421	2,800	750
Communications Total	12,901	17,962	13,307	20,004
Utilities				
524010 Electricity	45,424	51,169	55,848	54,701
524020 City Operations and St Lights	115	124	142	175
524040 Natural Gas	677	771	1,480	1,488
524050 Water	907	850	1,051	962
524070 Sewer	1,906	1,841	2,119	2,214
524090 Garbage Disposal and Recycling	3,776	3,609	3,608	5,177
Utilities Total	52,806	58,365	64,248	64,717
Contracted Services				
525155 Credit Card Fees	1,553	1,994	2,400	1,500
525235 Laboratory Services	225	154	150	150
525246 Transcription Services	2,342	2,650	2,638	500
525449 Microsoft 365	0	0	0	54,529
525450 Subscription Services	128,668	135,124	142,305	148,121
525510 Legal Services	1,024	2,940	2,000	2,000
525540 Witnesses	44,305	22,155	35,050	35,050
525541 Witness Mileage Reimbursement	6,715	9,890	7,020	7,020
525550 Court Services	1,444	1,265	1,270	500
525710 Printing Services	6,702	9,701	8,750	8,050
525735 Mail Services	36,438	52,038	43,750	44,408

MARION COUNTY FY 2024-25 BUDGET

BY DEPARTMENT

DISTRICT ATTORNEY'S OFFICE

100 - General Fund	Actual FY 21-22	Actual FY 22-23	Budget FY 23-24	Proposed FY 24-25
Materials and Services				
525740 Document Disposal Services	4,435	4,381	4,530	4,530
525770 Interpreters and Translators	21,312	21,904	21,000	21,000
525999 Other Contracted Services	55,319	57,362	60,835	60,835
Contracted Services Total	310,482	321,557	331,698	388,193
Repairs and Maintenance				
526010 Office Equipment Maintenance	0	852	0	0
526030 Building Maintenance	1,754	4,657	3,039	3,039
Repairs and Maintenance Total	1,754	5,510	3,039	3,039
Rentals				
527110 Fleet Leases	9,214	14,040	18,151	18,866
527120 Motor Pool Mileage	8	161	20	20
527130 Parking	304	416	200	290
527140 County Parking	1,320	1,320	1,320	1,160
527240 Condo Assn Assessments	54,961	49,624	55,871	88,988
527300 Equipment Rental	32,379	30,562	40,527	40,527
527999 GASB 87 Adjustment	(13,819)	0	0	0
Rentals Total	84,367	96,123	116,089	149,851
Insurance				
528140 Malpractice Insurance Premiums	14,487	16,660	17,500	23,400
528220 Notary Bonds	240	0	120	200
528415 First Party Property Claims	251	0	0	0
Insurance Total	14,978	16,660	17,620	23,600
Miscellaneous				
529110 Mileage Reimbursement	3,223	3,864	2,655	2,850
529130 Meals	147	361	450	450
529140 Lodging	4,064	9,252	7,300	7,300
529210 Meetings	259	1,415	750	750
529220 Conferences	10,785	13,261	9,300	9,300
529230 Training	3,240	8,000	2,600	2,600
529300 Dues and Memberships	34,931	35,975	37,109	37,109
529650 Pre Employment Costs	2,360	1,875	1,600	1,600
529690 Other Investigations	120	228	0	0
529740 Fairs and Shows	1,287	211	50	50
529910 Awards and Recognition	1,001	1,637	696	696
Miscellaneous Total	61,416	76,080	62,510	62,705
Materials and Services Total	597,330	665,646	671,846	800,166
Administrative Charges				
611100 County Admin Allocation	85,346	99,383	128,808	134,971
611200 BS Admin Allocation	0	0	0	35,292
611210 Facilities Mgt Allocation	129,470	147,858	156,998	136,077
611220 Custodial Allocation	95,113	100,917	120,727	110,303

MARION COUNTY FY 2024-25 BUDGET

BY DEPARTMENT

DISTRICT ATTORNEY'S OFFICE

100 - General Fund	Actual FY 21-22	Actual FY 22-23	Budget FY 23-24	Proposed FY 24-25
Administrative Charges				
611230 Courier Allocation	3,240	5,596	6,013	5,294
611240 Grounds Maintenance Allocation	0	0	0	5,640
611250 Risk Management Allocation	15,612	13,316	15,637	14,525
611260 Human Resources Allocation	116,253	120,975	152,199	169,498
611300 Legal Services Allocation	34,806	62,669	91,645	108,706
611400 Information Tech Allocation	209,499	229,803	259,204	310,899
611410 FIMS Allocation	84,144	112,998	95,520	107,981
611420 Telecommunications Allocation	37,118	46,548	30,987	24,331
611430 Technology Solution Allocation	130,978	128,301	166,460	155,341
611600 Finance Allocation	103,308	124,137	141,020	147,363
611800 MCBEE Allocation	261	212	118,411	132,903
612100 IT Equipment Use Charges	31,595	34,159	16,623	66,460
614100 Liability Insurance Allocation	36,700	40,900	43,200	63,500
614200 WC Insurance Allocation	22,600	25,700	27,200	28,900
Administrative Charges Total	1,136,043	1,293,472	1,570,652	1,757,984
Capital Outlay				
538100 Lease expense	2,056	0	0	0
Capital Outlay Total	2,056	0	0	0
Debt Service Principal				
541200 Lease Financing Principal	13,584	0	0	0
Debt Service Principal Total	13,584	0	0	0
Debt Service Interest				
542200 Lease Interest	249	(13)	0	0
Debt Service Interest Total	249	(13)	0	0
General Fund Total	10,614,619	11,298,886	12,727,062	13,645,445
220 - Child Support				
	Actual FY 21-22	Actual FY 22-23	Budget FY 23-24	Proposed FY 24-25
Personnel Services				
Salaries and Wages				
511110 Regular Wages	784,801	843,045	1,156,286	1,210,395
511115 Pandemic Recognition Pay	15,000	0	0	0
511120 Temporary Wages	3,276	5,130	21,813	21,824
511130 Vacation Pay	74,719	71,434	0	0
511140 Sick Pay	38,571	39,499	0	0
511141 Emergency Sick Pay	11,945	0	0	0
511150 Holiday Pay	49,459	52,407	0	0
511160 Comp Time Pay	91	37	0	0
511210 Compensation Credits	22,352	14,621	15,379	15,098
511240 Leave Payoff	23,410	0	0	0

MARION COUNTY FY 2024-25 BUDGET

BY DEPARTMENT

DISTRICT ATTORNEY'S OFFICE

220 - Child Support	Actual FY 21-22	Actual FY 22-23	Budget FY 23-24	Proposed FY 24-25
Personnel Services				
511290 Health Insurance Waiver Pay	3,943	5,314	4,800	4,800
Salaries and Wages Total	1,027,567	1,031,487	1,198,278	1,252,117
Fringe Benefits				
512110 PERS	246,958	235,014	294,121	307,577
512120 401K	12,921	13,046	13,817	6,343
512130 PERS Debt Service	41,985	56,199	54,119	68,895
512200 FICA	70,093	75,656	90,501	94,312
512300 Paid Leave Oregon	0	2,262	4,793	4,955
512310 Medical Insurance	174,282	184,504	216,864	218,592
512320 Dental Insurance	14,116	15,079	18,432	18,432
512330 Group Term Life Insurance	1,706	1,848	2,006	2,183
512340 Long Term Disability Insurance	2,979	3,179	4,176	4,551
512400 Unemployment Insurance	3,085	3,018	1,765	1,846
512520 Workers Comp Insurance	226	246	450	450
512600 Wellness Program	462	498	560	560
512610 Employee Assistance Program	431	468	518	518
512700 County HSA Contributions	2,600	2,276	0	1,300
Fringe Benefits Total	571,844	593,292	702,122	730,514
Personnel Services Total	1,599,411	1,624,779	1,900,400	1,982,631
Materials and Services				
Supplies				
521010 Office Supplies	7,889	16,597	7,230	9,500
521190 Publications	1,355	1,305	200	200
Supplies Total	9,243	17,903	7,430	9,700
Materials				
522150 Small Office Equipment	13,704	3,693	1,000	1,000
522160 Small Departmental Equipment	0	0	1,000	0
522170 Computers Non Capital	1,318	3,329	1,000	8,138
Materials Total	15,022	7,022	3,000	9,138
Communications				
523010 Telephone Equipment	1,008	0	0	0
523020 Phone and Communication Svcs	90	0	0	0
523060 Cellular Phones	1,642	988	1,421	1,000
523090 Long Distance Charges	451	68	400	200
Communications Total	3,190	1,056	1,821	1,200
Utilities				
524010 Electricity	8,426	9,524	10,306	9,739
524020 City Operations and St Lights	20	22	24	28
524040 Natural Gas	86	79	227	223

MARION COUNTY FY 2024-25 BUDGET

BY DEPARTMENT

DISTRICT ATTORNEY'S OFFICE

220 - Child Support	Actual FY 21-22	Actual FY 22-23	Budget FY 23-24	Proposed FY 24-25
Materials and Services				
524050 Water	148	143	167	156
524070 Sewer	335	306	324	350
524090 Garbage Disposal and Recycling	864	660	595	902
Utilities Total	9,879	10,734	11,643	11,398
Contracted Services				
525235 Laboratory Services	281	2,382	800	800
525449 Microsoft 365	0	0	0	5,571
525450 Subscription Services	1,105	1,295	1,400	1,400
525540 Witnesses	240	0	0	0
525550 Court Services	13,537	18,488	19,200	19,200
525710 Printing Services	485	852	1,800	800
525735 Mail Services	10,896	13,600	11,000	11,000
525740 Document Disposal Services	1,112	1,197	1,260	1,100
525999 Other Contracted Services	0	0	7,283	0
Contracted Services Total	27,655	37,815	42,743	39,871
Repairs and Maintenance				
526010 Office Equipment Maintenance	0	660	0	0
526030 Building Maintenance	1,881	1,170	839	839
Repairs and Maintenance Total	1,881	1,829	839	839
Rentals				
527240 Condo Assn Assessments	12,338	11,173	12,579	20,035
527300 Equipment Rental	3,584	7,054	5,000	9,000
527999 GASB 87 Adjustment	(1,624)	0	0	0
Rentals Total	14,298	18,227	17,579	29,035
Insurance				
528220 Notary Bonds	80	240	100	100
Insurance Total	80	240	100	100
Miscellaneous				
529110 Mileage Reimbursement	215	827	500	1,500
529120 Commercial Travel	0	0	500	1,594
529130 Meals	0	0	300	1,000
529140 Lodging	0	827	3,000	3,000
529220 Conferences	620	2,313	2,200	2,200
529300 Dues and Memberships	2,535	2,760	3,500	3,500
529880 Recording Charges	86	390	300	300
Miscellaneous Total	3,456	7,116	10,300	13,094
Materials and Services Total	84,704	101,943	95,455	114,375
Administrative Charges				
611100 County Admin Allocation	17,946	21,463	23,348	24,294
611200 BS Admin Allocation	0	0	0	6,313
611210 Facilities Mgt Allocation	23,465	25,877	27,482	23,819

MARION COUNTY FY 2024-25 BUDGET

BY DEPARTMENT

DISTRICT ATTORNEY'S OFFICE

220 - Child Support	Actual FY 21-22	Actual FY 22-23	Budget FY 23-24	Proposed FY 24-25
Administrative Charges				
611220 Custodial Allocation	17,545	17,385	20,798	19,003
611230 Courier Allocation	690	1,216	1,095	957
611240 Grounds Maintenance Allocation	0	0	0	580
611250 Risk Management Allocation	2,738	2,759	7,330	13,677
611260 Human Resources Allocation	24,727	26,293	27,722	30,659
611400 Information Tech Allocation	43,181	49,239	46,650	55,756
611410 FIMS Allocation	17,448	24,223	17,208	19,318
611420 Telecommunications Allocation	7,700	10,020	5,596	4,367
611430 Technology Solution Allocation	27,090	27,583	30,158	27,630
611600 Finance Allocation	19,683	25,865	24,533	25,032
611800 MCBEE Allocation	54	46	21,279	23,681
612100 IT Equipment Use Charges	6,497	7,345	2,985	11,832
614100 Liability Insurance Allocation	5,800	8,600	27,800	81,500
614200 WC Insurance Allocation	4,600	5,200	5,200	5,500
Administrative Charges Total	219,164	253,114	289,184	373,918
Capital Outlay				
538100 Lease expense	12,728	0	0	0
Capital Outlay Total	12,728	0	0	0
Debt Service Principal				
541200 Lease Financing Principal	1,566	0	0	0
Debt Service Principal Total	1,566	0	0	0
Debt Service Interest				
542200 Lease Interest	67	(9)	0	0
Debt Service Interest Total	67	(9)	0	0
Child Support Total	1,917,640	1,979,827	2,285,039	2,470,924
300 - District Attorney Grants				
	Actual FY 21-22	Actual FY 22-23	Budget FY 23-24	Proposed FY 24-25
Personnel Services				
Salaries and Wages				
511020 Salaries and Wages Budget Only	0	0	564	0
511110 Regular Wages	466,416	488,709	686,538	614,048
511115 Pandemic Recognition Pay	14,235	0	0	0
511120 Temporary Wages	33,265	0	0	0
511130 Vacation Pay	25,867	28,422	0	0
511140 Sick Pay	19,719	18,051	0	0
511141 Emergency Sick Pay	1,902	0	0	0
511150 Holiday Pay	28,447	32,215	0	0
511160 Comp Time Pay	4,749	6,431	0	0
511210 Compensation Credits	5,451	5,945	6,365	6,619

MARION COUNTY FY 2024-25 BUDGET

BY DEPARTMENT

DISTRICT ATTORNEY'S OFFICE

300 - District Attorney Grants	Actual FY 21-22	Actual FY 22-23	Budget FY 23-24	Proposed FY 24-25
Personnel Services				
511220 Pager Pay	7,338	207	100	100
511240 Leave Payoff	5,634	6,830	0	0
511290 Health Insurance Waiver Pay	3,143	2,551	1,728	1,728
511410 Straight Pay	100	308	0	0
511420 Premium Pay	566	3,053	0	0
511450 Premium Pay Temps	23	0	0	0
Salaries and Wages Total	616,854	592,721	695,295	622,495
Fringe Benefits				
512110 PERS	132,202	108,247	173,659	155,599
512120 401K	4,131	5,208	5,860	2,430
512130 PERS Debt Service	36,598	31,134	31,952	34,854
512200 FICA	46,150	44,610	52,595	47,030
512300 Paid Leave Oregon	0	1,303	2,408	2,489
512310 Medical Insurance	152,344	151,360	180,540	145,546
512320 Dental Insurance	12,405	12,598	15,344	12,272
512330 Group Term Life Insurance	971	1,011	1,175	1,091
512340 Long Term Disability Insurance	2,003	2,088	2,452	2,272
512400 Unemployment Insurance	1,869	1,750	1,042	935
512520 Workers Comp Insurance	203	180	315	255
512600 Wellness Program	399	377	428	348
512610 Employee Assistance Program	372	354	397	323
512700 County HSA Contributions	2,764	3,811	382	3,237
Fringe Benefits Total	392,409	364,032	468,549	408,681
Personnel Services Total	1,009,263	956,753	1,163,844	1,031,176
Materials and Services				
Supplies				
521010 Office Supplies	144	0	0	0
Supplies Total	144	0	0	0
Materials				
522150 Small Office Equipment	0	0	30,000	30,000
522170 Computers Non Capital	0	0	0	3,508
Materials Total	0	0	30,000	33,508
Utilities				
524010 Electricity	6,709	7,692	8,324	7,866
524020 City Operations and St Lights	16	18	19	23
524040 Natural Gas	69	63	183	180
524050 Water	118	115	135	126
524070 Sewer	267	247	262	283
524090 Garbage Disposal and Recycling	433	439	480	729
Utilities Total	7,611	8,574	9,403	9,207

MARION COUNTY FY 2024-25 BUDGET

BY DEPARTMENT

DISTRICT ATTORNEY'S OFFICE

300 - District Attorney Grants	Actual FY 21-22	Actual FY 22-23	Budget FY 23-24	Proposed FY 24-25
Materials and Services				
Contracted Services				
525449 Microsoft 365	0	0	0	3,320
525540 Witnesses	0	718	0	0
525560 Victim Emergency Services	6,553	7,000	115,518	114,718
Contracted Services Total	6,553	7,718	115,518	118,038
Repairs and Maintenance				
526030 Building Maintenance	0	0	55,000	55,000
Repairs and Maintenance Total	0	0	55,000	55,000
Rentals				
527240 Condo Assn Assessments	9,823	9,024	10,160	16,182
Rentals Total	9,823	9,024	10,160	16,182
Miscellaneous				
529110 Mileage Reimbursement	0	0	1,000	1,000
529120 Commercial Travel	1,469	157	8,040	8,040
529130 Meals	55	194	3,094	3,094
529140 Lodging	1,088	1,013	3,200	3,200
529210 Meetings	65	0	0	0
529220 Conferences	895	0	26,500	26,500
529230 Training	0	0	25,299	7,182
529620 Narcotics Investigations	0	0	1,539	1,539
529740 Fairs and Shows	284	246	200	3,000
529910 Awards and Recognition	238	76	0	0
Miscellaneous Total	4,094	1,686	68,872	53,555
Materials and Services Total	28,224	27,002	288,953	285,490
Administrative Charges				
611100 County Admin Allocation	10,120	11,506	15,143	16,062
611200 BS Admin Allocation	0	0	0	4,595
611210 Facilities Mgt Allocation	18,682	20,771	22,199	19,241
611220 Custodial Allocation	13,967	15,251	16,806	15,356
611230 Courier Allocation	360	600	660	582
611240 Grounds Maintenance Allocation	0	0	0	468
611250 Risk Management Allocation	2,027	1,900	3,354	3,458
611260 Human Resources Allocation	12,919	12,971	16,710	18,617
611400 Information Tech Allocation	26,538	28,999	32,904	40,638
611410 FIMS Allocation	10,730	14,202	12,162	14,061
611420 Telecommunications Allocation	4,752	5,883	3,967	3,188
611430 Technology Solution Allocation	16,832	16,197	21,288	20,262
611600 Finance Allocation	16,964	17,815	20,466	23,450
611800 MCBEE Allocation	33	26	15,169	17,418
612100 IT Equipment Use Charges	4,005	4,336	2,114	7,077

MARION COUNTY FY 2024-25 BUDGET

BY DEPARTMENT

DISTRICT ATTORNEY'S OFFICE

300 - District Attorney Grants	Actual FY 21-22	Actual FY 22-23	Budget FY 23-24	Proposed FY 24-25
Administrative Charges				
614100 Liability Insurance Allocation	4,300	5,900	6,200	8,900
614200 WC Insurance Allocation	3,400	3,600	8,900	13,100
Administrative Charges Total	145,629	159,956	198,042	226,473
Contingency				
571010 Contingency	0	0	159,433	77,987
Contingency Total	0	0	159,433	77,987
District Attorney Grants Total	1,183,116	1,143,711	1,810,272	1,621,126
District Attorney's Office Grand Total	13,715,375	14,422,424	16,822,373	17,737,495

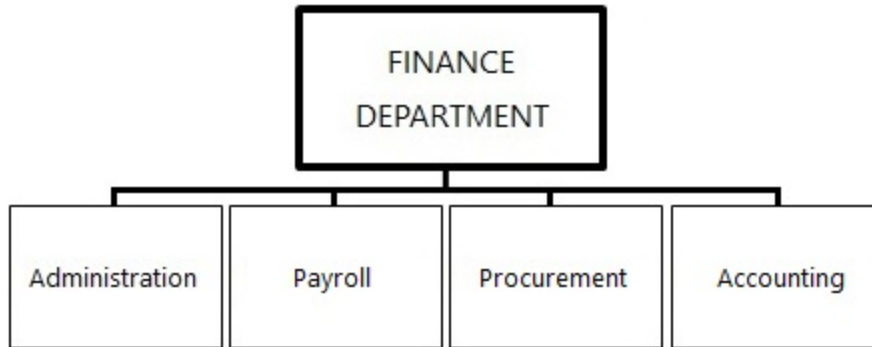
MARION COUNTY FY 2024-25 BUDGET
BY DEPARTMENT
DISTRICT ATTORNEY'S OFFICE

THIS PAGE HAS BEEN INTENTIONALLY LEFT BLANK

MARION COUNTY FY 2024-25 BUDGET

BY DEPARTMENT

FINANCE



MISSION STATEMENT

Safeguarding Marion County's fiscal integrity.

GOALS AND OBJECTIVES

Goal 1 Develop and implement standardized finance training for departments.

- Objective 1 Develop and implement a plan to regularly review and update all finance policies and procedures.
- Objective 2 Identify and develop additional finance policies and procedures where needed.
- Objective 3 Develop finance policy and procedure training materials such as: videos, user guides, quick start guides, templates, etc.
- Objective 4 Develop finance desk manuals and training plans for staff, management and department directors specific to areas of assignment and level of responsibility.

Goal 2 Develop a plan to manage and report financial information.

- Objective 1 Develop and provide regular financial reports for management based on customer feedback and best practices.
- Objective 2 Establish standards for management review and compliance monitoring of financial information.
- Objective 3 Develop a coordinated plan for completing the audits and issuance of the Annual Comprehensive Financial Report (ACFR) and the Schedule of Expenditures of Federal Awards (SEFA).

Goal 3 Participate in the county Enterprise Resource Planning (ERP) replacement project for selection of new financial software and reporting tools used by county staff.

- Objective 1 Work with the County ERP consultant to review and select a new ERP System.
- Objective 2 Work with the County ERP consultant to create teams to implement pilot processes to help employees engage in the change management process for the new ERP system.
- Objective 3 Work with the County ERP consultant to develop a coordinated plan between system users, module owners, management and Information Technology staff to address any proposed system improvements.

Goal 4 Ensure that appropriate internal financial controls are implemented throughout the county.

- Objective 1 Document existing financial controls at the department and countywide levels.
- Objective 2 Implement specific financial control procedures to mitigate any identified areas of risk.

MARION COUNTY FY 2024-25 BUDGET

BY DEPARTMENT

FINANCE

Goal 5 Safeguard public funds.

- Objective 1 Invest the county's surplus funds in a manner that will provide a return while ensuring both the preservation of principal and the liquidity necessary to meet the operating requirements of the county in accordance with policy.
- Objective 2 Provide training and support for department cash handlers to ensure appropriate controls are in place.
- Objective 3 Ensure the county remains compliant with all new and ongoing payment card regulations in the most cost effective manner available.

Goal 6 Support the Marion County 2024 Board Priorities.

- Objective 1 Provide financial and other information as requested by the Board of Commissioners that will assist in the fulfillment of the board's priorities.

MARION COUNTY FY 2024-25 BUDGET

BY DEPARTMENT

FINANCE

DEPARTMENT OVERVIEW

The Finance Department provides financial services that support departments in delivering their services to customers and clients. The Finance Department is part of the Central Services Fund. The Finance Department budget consists of four programs: Finance Administration, Payroll, Procurement, and Accounting. The Treasurer's Office was consolidated into the Finance Department in FY 2021-22, but the County Treasurer has maintained responsibility for the oversight of investment of funds, cash management and certain other Treasury functions for Marion County.

RESOURCE AND REQUIREMENT SUMMARY

Finance	FY 21-22 ACTUAL	FY 22-23 ACTUAL	FY 23-24 BUDGET	FY 24-25 PROPOSED	+/- %
RESOURCES					
Intergovernmental Federal	125,603	115,380	60,000	99,518	65.9%
Charges for Services	28,505	31,946	26,000	26,000	0.0%
Admin Cost Recovery	3,140,705	3,592,695	4,110,140	4,087,673	-0.5%
Other Revenues	406	82	0	0	n.a.
General Fund Transfers	0	458,452	554,959	689,477	24.2%
Other Fund Transfers	79,500	84,450	111,625	100,000	-10.4%
Net Working Capital	0	29	0	0	n.a.
TOTAL RESOURCES	3,374,719	4,283,035	4,862,724	5,002,668	2.9%
REQUIREMENTS					
Personnel Services					
Salaries and Wages	1,781,868	1,974,735	2,369,802	2,344,333	-1.1%
Fringe Benefits	993,627	1,158,465	1,445,081	1,469,754	1.7%
Total Personnel Services	2,775,495	3,133,200	3,814,883	3,814,087	0.0%
Materials and Services					
Supplies	8,470	8,960	6,850	7,800	13.9%
Materials	9,625	23,416	10,890	20,624	89.4%
Communications	1,308	1,713	1,205	1,175	-2.5%
Utilities	13,586	18,120	19,677	19,265	-2.1%
Contracted Services	212,844	498,843	357,696	332,867	-6.9%
Repairs and Maintenance	22,004	115,685	84,642	88,857	5.0%
Rentals	21,131	27,880	28,836	41,438	43.7%
Insurance	0	2,500	2,500	2,500	0.0%
Miscellaneous	24,540	28,771	40,427	48,062	18.9%
Total Materials and Services	313,507	725,889	552,723	562,588	1.8%
Administrative Charges	285,662	423,972	495,118	625,993	26.4%
Debt Service Interest	26	(26)	0	0	n.a.
TOTAL REQUIREMENTS	3,374,690	4,283,035	4,862,724	5,002,668	2.9%
FTE	23.60	26.60	27.60	27.60	0.0%

MARION COUNTY FY 2024-25 BUDGET

BY DEPARTMENT

FINANCE

FUNDS

Fund Name	FY 21-22 ACTUAL	FY 22-23 ACTUAL	FY 23-24 BUDGET	FY 24-25 PROPOSED	% of Total
RESOURCES					
FND 580 Central Services	3,374,719	4,283,035	4,862,724	5,002,668	100.0%
TOTAL RESOURCES	3,374,719	4,283,035	4,862,724	5,002,668	100.0%
REQUIREMENTS					
FND 580 Central Services	3,374,690	4,283,035	4,862,724	5,002,668	100.0%
TOTAL REQUIREMENTS	3,374,690	4,283,035	4,862,724	5,002,668	100.0%

PROGRAMS

	FY 21-22 ACTUAL	FY 22-23 ACTUAL	FY 23-24 BUDGET	FY 24-25 PROPOSED	+/- %
RESOURCES					
FI Administration	3,374,719	1,288,641	1,528,636	1,622,358	6.1%
Payroll	0	774,932	856,916	801,145	-6.5%
Procurement	0	772,724	822,634	826,438	0.5%
Accounting	0	1,446,738	1,654,538	1,752,727	5.9%
TOTAL RESOURCES	3,374,719	4,283,035	4,862,724	5,002,668	2.9%
REQUIREMENTS					
FI Administration	3,374,690	1,288,641	1,528,636	1,622,358	6.1%
Payroll	0	774,932	856,916	801,145	-6.5%
Procurement	0	772,724	822,634	826,438	0.5%
Accounting	0	1,446,738	1,654,538	1,752,727	5.9%
TOTAL REQUIREMENTS	3,374,690	4,283,035	4,862,724	5,002,668	2.9%

MARION COUNTY FY 2024-25 BUDGET

BY DEPARTMENT

FINANCE

FI Administration Program

- Provides direction, oversight, and monitoring for the countywide budget process. Ensures compliance with Oregon Local Budget Law and produces the annual budget book.
- Provides fiscal policy and direction for countywide accounting and financial services.
- Provides financial oversight for the Mid-Willamette Valley Cable Regulatory Commission.
- Provides administrative support to the County Treasurer, the Chief Financial Officer, program managers and employees.
- Reviews all county grant applications for federal, state and local grant opportunities.

Program Summary

Finance	Program: FI Administration				+/- %
	FY 21-22 ACTUAL	FY 22-23 ACTUAL	FY 23-24 BUDGET	FY 24-25 PROPOSED	
RESOURCES					
Intergovernmental Federal	125,603	114,031	60,000	99,518	65.9%
Charges for Services	28,505	14,376	0	0	n.a.
Admin Cost Recovery	3,140,705	1,160,213	1,468,636	1,522,840	3.7%
Other Revenues	406	(3)	0	0	n.a.
Other Fund Transfers	79,500	0	0	0	n.a.
Net Working Capital	0	24	0	0	n.a.
TOTAL RESOURCES	3,374,719	1,288,641	1,528,636	1,622,358	6.1%
REQUIREMENTS					
Personnel Services	2,775,495	929,645	1,167,657	1,216,069	4.1%
Materials and Services	313,507	246,231	224,643	233,919	4.1%
Administrative Charges	285,662	112,786	136,336	172,370	26.4%
Debt Service Interest	26	(21)	0	0	n.a.
TOTAL REQUIREMENTS	3,374,690	1,288,641	1,528,636	1,622,358	6.1%
FTE	23.60	7.60	7.60	7.60	0.0%

FTE By Position Title By Program

Program: FI Administration	
Position Title	FTE
Accountant 2	0.60
Budget Analyst 2	1.00
Budget Analyst Sr	1.00
Budget and Grants Manager	1.00
Chief Financial Officer	1.00
Grant/Contracts Compliance Analyst	1.00
Management Analyst 2	1.00
Office Specialist 4	1.00
Program FI Administration FTE Total:	7.60

FTE Changes

There are no changes in FTE.

MARION COUNTY FY 2024-25 BUDGET

BY DEPARTMENT

FINANCE

FI Administration Program Budget Justification

RESOURCES

Intergovernmental Federal revenue reflects direct grant administration for the American Rescue Plan Act Award. The FY 2024-25 budget is reflective of the current year (FY 2023-24) actual revenues, which are greater than the current year budget. The Finance Administration program is primarily funded through Administrative Cost Recovery.

REQUIREMENTS

Increases in Personnel Services are in line with annual merit and inflationary costs of benefits. Materials and Services have increased in all programs due to a county change in costing of two IT related costs. First, the routine replacement of desk computers were previously costed to IT for all departments across the county. For FY 2024-25, those scheduled computer replacements are now charged directly to departments. Second, when Office 365 was initially implemented, federal ARPA funding was used to cover those costs. Beginning in FY 2024-25 departments will now be charged the cost of licensing and a prorated share of system wide costs. Administrative Charges have increased for a couple of reasons: first, a change in methodology was implemented for allocating IT operations staff costs to be more reflective of actual activity by department (based on historical number of IT tickets) rather than direct allocation of IT staff based on estimated activity for the upcoming year. Second, budgets for administrative cost departments (HR, IT, Legal, etc.) and other allocated charges (Insurance and IT use charges) have all increased either due to inflationary factors or county decisions.

MARION COUNTY FY 2024-25 BUDGET

BY DEPARTMENT

FINANCE

Payroll Program

- Produces bi-weekly payroll for more than 1,700 regular and part-time employees and meets all federal and state reporting requirements, including Public Employees Retirement System (PERS) mandates.

Program Summary

Finance					Program: Payroll
	FY 21-22 ACTUAL	FY 22-23 ACTUAL	FY 23-24 BUDGET	FY 24-25 PROPOSED	+/- %
RESOURCES					
Charges for Services	0	3,545	0	0	n.a.
Admin Cost Recovery	0	771,298	856,916	801,145	-6.5%
Other Revenues	0	85	0	0	n.a.
Net Working Capital	0	5	0	0	n.a.
TOTAL RESOURCES	0	774,932	856,916	801,145	-6.5%
REQUIREMENTS					
Personnel Services	0	660,610	756,622	656,932	-13.2%
Materials and Services	0	33,764	10,600	30,808	190.6%
Administrative Charges	0	80,562	89,694	113,405	26.4%
Debt Service Interest	0	(5)	0	0	n.a.
TOTAL REQUIREMENTS	0	774,932	856,916	801,145	-6.5%
FTE	0.00	5.00	5.00	5.00	0.0%

FTE By Position Title By Program

Program: Payroll	
Position Title	FTE
Payroll Analyst	1.00
Payroll Manager	1.00
Payroll Specialist	3.00
Program Payroll FTE Total:	5.00

FTE Changes

There are no changes in FTE.

Payroll Program Budget Justification

RESOURCES

The Payroll Program is funded through Administrative Cost Recovery.

REQUIREMENTS

Personnel Services has decreased due to the retirement of a long-term employee and the reduction of costs from FY 2023-24 that included some overlapping staff time for training of a new employee before the retirement took place. That decrease was slightly offset by increased costs for health insurance, and regular employee merit steps. Materials and Services increased due to two primary reasons: 1) the direct allocation of computer replacements and Office 365 as explained in the Administrative Program justification, and 2) the implementation of digital document delivery in FY 2023-24 for employee Statements of Earnings will incur annual costs beginning in FY 2024-25. Administrative Charges have increased as explained in the Administrative Program explanation.

MARION COUNTY FY 2024-25 BUDGET

BY DEPARTMENT

FINANCE

Procurement Program

- Develops and interprets Marion County Public Contracting Law and policies and procedures and ensures county compliance.
- Provides oversight of Marion County tax foreclosed and surplus real property.

Program Summary

Finance	Program: Procurement				
	FY 21-22 ACTUAL	FY 22-23 ACTUAL	FY 23-24 BUDGET	FY 24-25 PROPOSED	+/- %
RESOURCES					
Intergovernmental Federal	0	1,350	0	0	n.a.
Charges for Services	0	25	0	0	n.a.
Admin Cost Recovery	0	686,899	711,009	726,438	2.2%
Other Fund Transfers	0	84,450	111,625	100,000	-10.4%
TOTAL RESOURCES	0	772,724	822,634	826,438	0.5%
REQUIREMENTS					
Personnel Services	0	611,589	663,163	681,593	2.8%
Materials and Services	0	80,573	69,777	31,440	-54.9%
Administrative Charges	0	80,562	89,694	113,405	26.4%
TOTAL REQUIREMENTS	0	772,724	822,634	826,438	0.5%
FTE	0.00	5.00	5.00	5.00	0.0%

FTE By Position Title By Program

Program: Procurement	
Position Title	FTE
Contracts and Procurement Manager	1.00
Contracts Specialist Sr	1.00
Grant/Contracts Compliance Analyst	2.00
Property Coordinator	1.00
Program Procurement FTE Total:	5.00

FTE Changes

There are no changes in FTE.

Procurement Program Budget Justification

RESOURCES

The Procurement program is funded through Administrative Cost Recovery. Other Fund Transfers is from the Tax Title Fund for tax foreclosed property related duties performed by the property coordinator who is costed as part of the Procurement Program Personnel Services budget.

REQUIREMENTS

Materials and Services has decreased due to the reduction in budget for contracted services. There are currently no vacant positions within the Procurement Program, so no supplemental help has been budgeted for FY 2024-25. Administrative Charges have increased for the reasons indicated in the Administrative Program narrative.

MARION COUNTY FY 2024-25 BUDGET

BY DEPARTMENT

FINANCE

Accounting Program

- Manages county financial reporting, coordinates the annual audit, and produces the Annual Comprehensive Financial Report (ACFR).
- Assists departments in management of cash, check and merchant card collections and deposits.
- Manages county debt and related compliance and reporting requirements.
- Provides statutory required cash management, including the efficient and accurate collection, receipting and depositing of county funds.
- Manages the distribution of property taxes to all of Marion County's taxing districts as directed by Oregon Revised Statutes.
- Manages internal controls for county bank accounts and assists county departments with cash controls.
- Produces payments for all county invoices, produces invoices for county receivables, and forwards accounts for collection.
- Manages banking and broker relationships to maximize quality services at competitive prices.
- Manages and forecasts liquidity in order to maximize investment returns while meeting ongoing business cash requirements.
- Invests surplus funds as designated by Oregon Revised Statutes and county investment policy.
- Provides support services to the Cable Regulatory Commission and the Marion County 4H District.

Program Summary

Finance	Program: Accounting				+/- %
	FY 21-22 ACTUAL	FY 22-23 ACTUAL	FY 23-24 BUDGET	FY 24-25 PROPOSED	
RESOURCES					
Charges for Services	0	14,000	26,000	26,000	0.0%
Admin Cost Recovery	0	974,286	1,073,579	1,037,250	-3.4%
General Fund Transfers	0	458,452	554,959	689,477	24.2%
TOTAL RESOURCES	0	1,446,738	1,654,538	1,752,727	5.9%
REQUIREMENTS					
Personnel Services	0	931,356	1,227,441	1,259,493	2.6%
Materials and Services	0	365,321	247,703	266,421	7.6%
Administrative Charges	0	150,061	179,394	226,813	26.4%
TOTAL REQUIREMENTS	0	1,446,738	1,654,538	1,752,727	5.9%
FTE	0.00	9.00	10.00	10.00	0.0%

FTE By Position Title By Program

Program: Accounting	
Position Title	FTE
Accountant 2	3.00
Accounting Specialist	2.00
Chief Accountant	1.00
Controller	1.00
Treasurer	0.50
Treasury Specialist	2.50
Program Accounting FTE Total:	10.00

MARION COUNTY FY 2024-25 BUDGET

BY DEPARTMENT

FINANCE

FTE Changes

There are no changes in FTE.

Accounting Program Budget Justification

RESOURCES

Charges for Services resources reflect financial services provided to the Mid-Willamette Valley Cable Regulatory Commission and the Marion County 4H District. The Accounting program is primarily funded through Administrative Cost Recovery along with a General Fund transfer. The General Fund Transfer of \$689,477 is to cover Personnel Services and Materials and Services costs for the Treasury functions which are used to support the entire county. The increase in the transfer is a result of further refining of costs between Accounting and Treasury functions.

REQUIREMENTS

Personnel Services increases are reflective of merit and benefit cost increases for FY 2024-25. Materials and Services costs have increased compared to the previous year budget due primarily to the direct charging of computer replacements and Office 365 as described in the Administrative Program justification. In addition, costs have increased for banking services and software maintenance agreements. Administrative Charges have increased as described in the Administrative Program narrative.

MARION COUNTY FY 2024-25 BUDGET

BY DEPARTMENT

FINANCE

KEY DEPARTMENT ACCOMPLISHMENTS

- Prepared and completed the FY 2022-23 audit for Marion County and related service districts within critical deadlines while also developing the Annual Comprehensive Financial Report, and anticipate the receipt of the Certificate of Award from the Government Finance Officers Association (GFOA) for excellence in financial reporting for the 22nd consecutive year.
- Implemented GASB 96 - Accounting for Subscription Based Information Technology Arrangements (SBITAs). This GASB statement requires accounting for certain lease arrangements for software to be treated as capital assets in the county's financial statements.
- Submitted the FY 2023-24 Budget Book to the Government Finance Officers Association "Distinguished Budget Presentation Award" program and received the award for the 12th consecutive year.
- Entered into a contract with Plante Moran to provide consulting and change management services in the selection and implementation of a new Enterprise Resource Planning (ERP) system to replace the current Oracle system. An executive team has been established, held a countywide "kickoff" meeting, department and staff interviews have been held, surveys completed, current state has been identified, and a needs and gap analysis has been performed and documented. An RFP should be released prior to June 30, 2024.
- Provided Cash Handler and Merchant Security Training for county employees.
- Implemented electronic document delivery of employee Statement of Earnings (SOE).
- Working together with IT staff, the county payroll function was programmed and tested for the implementation of HB 2054 which was passed in 2024 and requires the enrollment of District Attorney's as "Police and Fire" employees for Oregon Public Employees Retirement System (OPERS) purposes.
- In 2022, Congress passed Secure 2.0 Act (ACT) that provided expanded coverage and increased retirement savings. Different aspects of the ACT have had separate implementation deadlines. In 2024, Marion County Finance and IT staff worked together with VOYA (county retirement plan provider) to implement features that impacted certain catchup provisions and made a Roth 401k option available.
- Worked with IT to program, test and implement the results of the passage of HB 2283, which removed elected officials salary from the Paid Leave Oregon (PLO) payroll tax.
- Engaged a consultant for the review of the county's cost allocation plan and shared the results with the county Board of Commissioners. Minor recommended changes were implemented for the FY 2024-25 budget. The remaining recommendations will be reviewed with county departments in the summer of 2024 for consideration for implementation in the FY 2025-26 budget year.

MARION COUNTY FY 2024-25 BUDGET

BY DEPARTMENT

FINANCE

KEY INDICATORS

1: P-Card Transactions

Definition and Purpose

Marion County implemented a Procurement Card (P-Card) program in July 2005. By policy, P-Cards were implemented to replace all other credit and revolving charge cards throughout the county. They are primarily to be used for the purchase of small dollar goods. The use of P-Cards is encouraged for several reasons: 1) lower cost per transaction than other purchase options, 2) rebate incentives provided by the vendor for achieving certain levels of volume purchases, 3) greater level of internal control over purchases, and 4) to improve consistency for purchases throughout the county. Reviewing the annual number of transactions and dollar volume of P-Card use is one way to monitor the success of the program goals.

Significance

This key indicator supports the county strategic priority for Operational Efficiency and Quality Service Goal #6: Provide efficient, effective, and responsive government through stewardship and accountability. As Marion County increases the number of transactions and dollar volume of purchases made with P-Cards, several efficiencies are gained. First, because the transaction cost of using a P-Card is lower than other purchase options, the county achieves greater efficiency with each transaction moved from other purchase options to a P-Card. Second, increasing P-Card use throughout the county produces reduced costs through the rebate program. Finally, increased use of the P-Card for purchases ensures that a greater level of controls are involved in county procurements.

Data Units Fiscal Year

The data provided for this key indicator is: 1) annual number of transactions, and 2) annual dollar volume of transactions.

FY 20-21 Actual	FY 21-22 Actual	FY 22-23 Actual	FY 23-24 Estimate	FY 24-25 Estimate
12,072 - \$2,117,212	14,078 - \$2,859,370	16,458 - \$3,270,882	18,000 - \$3,400,000	19,000 - \$3,500,000

Explanation of Trends and Changes

P-Card dollar volume and transaction count is expected to continue to increase in FY 2024-25 compared to FY 2023-24, which is consistent with the long-term trend. As the cost of purchases continues to increase due to inflation, the dollar volume of PCard transactions will increase. In addition, department staff continue to expand the use of PCards within their programs covering increasing numbers of transactions. The increased use of PCards benefits the county as it is a less expensive way to purchase compared to issuing checks or POs. In addition, the county obtains an annual rebate from the bank based on the dollar volume of expenditures on PCards.

2: Contracts Processed in Compliance With County Policy and Procedure

Definition and Purpose

Marion County contracts staff review contracts processed by departments to ensure that each contract meets standards, policies and procedures. These standards have been implemented to protect the county from unnecessary risk and to ensure that the processing of contracts is efficient and effective. As contracts are reviewed and non-compliance is identified, Finance Department personnel can identify measures to put into place to reduce the specific areas that need improvement. These measures may include additional training, policy development or improved clarification of current policy.

MARION COUNTY FY 2024-25 BUDGET

BY DEPARTMENT

FINANCE

Significance

This key indicator supports the county strategic priority for Operational Efficiency and Quality Service Goal #6: Provide efficient, effective, and responsive government through stewardship and accountability. Some examples of issues identified that may create risk in the contract process are: current contracts that are not extended while work continues past the expiration date, new contracts that are not signed prior to service delivery, missing insurance requirements, incomplete documentation of the solicitation process, inappropriate solicitation process, etc. As Marion County identifies the non-compliance areas through tracking of this key indicator, improvements can be made to the contracts process to meet the goal of reducing risk and increasing efficiency.

Data Units Fiscal Year

The data provided for this key indicator is number of contracts identified with issues of non-compliance compared to total contracts processed by the county.

FY 20-21 Actual	FY 21-22 Actual	FY 22-23 Actual	FY 23-24 Estimate	FY 24-25 Estimate
215 issues (27%) / 800 contracts processed	143 issues (18%) / 792 contracts processed	381 issues (42%) / 915 contracts processed	553 issues (69%) / 806 contracts processed	500 issues (58%) / 860 contracts processed

Explanation of Trends and Changes

In FY 23-24, the number of contract "errors" increased substantially compared to FY 22-23 (69% compared to 42%). There are several factors that have contributed to this increase. First, the county had a large amount of turnover in Contract Specialist Staff in the departments resulting in some additional errors. With training and experience, the error rate generally tends to decrease, which is figured into next year's projected decline in number of errors and the percent of contracts with errors compared to the total. Second, the non-compliance table was reevaluated early 2023 to align the issues of non-compliance with the nature of what is seen. After revising the table, there are now some different categories that are being tracked that makes the error rate data not completely comparable to the previous years. And finally, third, Finance staff have become more diligent in recording the errors in the new table to help assist in identifying training needs.

3: Dollar volume and number of receipts posted

Definition and Purpose

The number and dollar volume of receipts posted into Oracle is an indicator of the amount of work that the Finance staff perform each year.

Significance

Work performed in the Finance office is related to receipting of revenue and reconciliation. As this workload increases, it requires staffing level changes in the Finance department.

Data Units Fiscal Year

FY 20-21 Actual	FY 21-22 Actual	FY 22-23 Actual	FY 23-24 Estimate	FY 24-25 Estimate
# 11,500 - \$1,399,666,719	# 11,827 - \$1,613,873,801	# 12,178 - \$2,237,003,897	#12,000 - \$1,600,000,000	#12,000 - \$1,600,000,000

Explanation of Trends and Changes

This workload has remained relatively consistent for the past several years, except for FY 22-23 which included increased federal and state funding resulting from COVID19. FY 2023-24 appears to be decreasing back to a level more consistent with FY 2021-22. FY 2024-25 is estimated to remain the same.

MARION COUNTY FY 2024-25 BUDGET

BY DEPARTMENT

FINANCE

4: Investment Portfolio

Definition and Purpose

Marion County's average portfolio size during FY 2022-2023 was \$299.3 million. The Marion County Investment Policy states that the performance of The County's portfolio shall be measured, in part, against the performance of the Oregon Local Government Investment Pool (LGIP).

Significance

It is the policy of the Marion County Finance Department to invest public funds in a manner that will provide the highest investment return with the maximum security, while meeting the daily cash flow demands of Marion County. This indicator ties to Marion County Goal #6: Provide efficient, effective, and responsive government through stewardship and accountability.

Data Units Fiscal Year

FY 20-21 Actual	FY 21-22 Actual	FY 22-23 Actual	FY 23-24 Estimate	FY 24-25 Estimate
LGIP 0.60 / COUNTY 1.30	LGIP 0.60 / COUNTY 0.94	LGIP 3.02 / County 1.78	LGIP 4.50 / County 3.25	LGIP 4.25 / County 3.50

Explanation of Trends and Changes

In FY 2022-2023, the Federal Reserve continued to tighten monetary policy to combat inflation. The FOMC hiked the Fed funds rate seven times during the fiscal year, starting from an upper bound of 1.75% in June of 2022 ending at 5.25% by the end of June 2023. The policy sensitive 2-year Treasury note climbed 194 basis points ending June 2023 at 4.90%. Inflation readings came down markedly during the year as headline CPI was running at an annualized pace of 9.1% in June of 2022 and decelerated all the way down to 3.0% in June of 2023. With significant progress made on the inflation front, markets and the Federal Reserve agree that policy is restrictive enough to slow economic activity, thereby dampening any existing demand side inflationary pressure. The outlook for economic growth and monetary policy going forward will be a function of inflation, labor markets, and consumption. With Fed officials and markets anticipating lower rates by the end of 2024, it is reasonable to expect that the FOMC will begin to ease during the year, so as long as the disinflationary trend remains intact. The Fed has forecasted three 25 basis point rate cuts in 2024 while markets are anticipating closer to five. The actual timing of rate cuts will largely be influenced by labor markets and inflation. Any sign of labor market weakness would bring the timing of the first rate cut forward, while any resurgence of inflation would push the timing of a rate cut further out in 2024.

MARION COUNTY FY 2024-25 BUDGET

BY DEPARTMENT

FINANCE

Resources by Fund Detail				
580 - Central Services	Actual FY 21-22	Actual FY 22-23	Budget FY 23-24	Proposed FY 24-25
Intergovernmental Federal				
331401 Coronavirus Relief Fund	266	0	0	0
331403 Emergency Rental Assistance	333	0	0	0
331404 County American Rescue Plan	125,005	115,380	60,000	99,518
Intergovernmental Federal Total	125,603	115,380	60,000	99,518
Charges for Services				
342910 Public Records Request Charges	797	175	0	0
344999 Other Reimbursements	0	3,470	0	0
347101 Central Svcs to Other Agencies	27,708	28,301	26,000	26,000
Charges for Services Total	28,505	31,946	26,000	26,000
Admin Cost Recovery				
411600 Finance Allocation	3,140,705	3,592,695	4,110,140	4,087,673
Admin Cost Recovery Total	3,140,705	3,592,695	4,110,140	4,087,673
Other Revenues				
371000 Miscellaneous Income	406	85	0	0
372000 Over and Short	0	(3)	0	0
Other Revenues Total	406	82	0	0
General Fund Transfers				
381100 Transfer from General Fund	0	458,452	554,959	689,477
General Fund Transfers Total	0	458,452	554,959	689,477
Other Fund Transfers				
381155 Xfr from Tax Title Land Sales	79,500	84,450	111,625	100,000
Other Fund Transfers Total	79,500	84,450	111,625	100,000
Net Working Capital				
392000 Net Working Capital Unrestr	0	29	0	0
Net Working Capital Total	0	29	0	0
Central Services Total	3,374,719	4,283,035	4,862,724	5,002,668
Finance Grand Total	3,374,719	4,283,035	4,862,724	5,002,668

MARION COUNTY FY 2024-25 BUDGET

BY DEPARTMENT

FINANCE

Requirements by Fund Detail

580 - Central Services	Actual FY 21-22	Actual FY 22-23	Budget FY 23-24	Proposed FY 24-25
Personnel Services				
Salaries and Wages				
511020 Salaries and Wages Budget Only	0	0	24,731	0
511110 Regular Wages	1,446,913	1,625,873	2,287,439	2,274,866
511115 Pandemic Recognition Pay	33,000	0	0	0
511120 Temporary Wages	0	9,568	0	30,274
511130 Vacation Pay	86,724	109,834	0	0
511140 Sick Pay	41,301	62,255	0	0
511141 Emergency Sick Pay	14,428	0	0	0
511150 Holiday Pay	91,526	103,808	0	0
511160 Comp Time Pay	2,172	6,016	0	0
511210 Compensation Credits	29,244	29,077	28,032	19,593
511240 Leave Payoff	23,511	13,408	15,000	0
511290 Health Insurance Waiver Pay	9,964	10,835	9,600	9,600
511410 Straight Pay	89	297	0	0
511420 Premium Pay	2,997	3,763	5,000	10,000
Salaries and Wages Total	1,781,868	1,974,735	2,369,802	2,344,333
Fringe Benefits				
512010 Fringe Benefits Budget Only	0	0	16,075	3,951
512110 PERS	402,113	432,460	581,272	583,589
512120 401K	31,384	37,167	42,367	41,457
512130 PERS Debt Service	73,605	108,434	106,953	130,722
512200 FICA	123,680	144,243	175,769	176,801
512300 Paid Leave Oregon	0	4,329	9,221	9,094
512310 Medical Insurance	312,390	375,491	448,788	455,400
512320 Dental Insurance	25,478	30,045	38,144	38,400
512330 Group Term Life Insurance	3,062	3,481	3,974	4,151
512340 Long Term Disability Insurance	5,937	6,718	8,279	8,646
512400 Unemployment Insurance	5,353	5,755	3,485	3,412
512520 Workers Comp Insurance	428	474	798	847
512600 Wellness Program	875	1,010	1,120	1,160
512610 Employee Assistance Program	816	949	1,036	1,074
512700 County HSA Contributions	8,506	7,910	7,800	11,050
Fringe Benefits Total	993,627	1,158,465	1,445,081	1,469,754
Personnel Services Total	2,775,495	3,133,200	3,814,883	3,814,087
Materials and Services				
Supplies				
521010 Office Supplies	6,827	7,320	4,100	6,100
521070 Departmental Supplies	1,562	1,246	2,500	1,500

MARION COUNTY FY 2024-25 BUDGET

BY DEPARTMENT

FINANCE

580 - Central Services	Actual FY 21-22	Actual FY 22-23	Budget FY 23-24	Proposed FY 24-25
Materials and Services				
521110 First Aid Supplies	0	81	25	25
521190 Publications	80	313	225	175
Supplies Total	8,470	8,960	6,850	7,800
Materials				
522060 Sign Materials	0	343	0	0
522110 Batteries	44	0	0	0
522150 Small Office Equipment	6,816	5,406	5,995	7,839
522160 Small Departmental Equipment	0	0	2,000	2,000
522170 Computers Non Capital	1,541	366	2,500	10,390
522180 Software	1,224	17,301	395	395
Materials Total	9,625	23,416	10,890	20,624
Communications				
523040 Data Connections	480	967	500	500
523050 Postage	51	141	0	0
523060 Cellular Phones	649	500	630	600
523090 Long Distance Charges	128	105	75	75
Communications Total	1,308	1,713	1,205	1,175
Utilities				
524010 Electricity	11,750	16,096	17,419	16,460
524020 City Operations and St Lights	28	37	40	47
524040 Natural Gas	120	133	384	378
524050 Water	206	241	282	264
524070 Sewer	467	518	547	591
524090 Garbage Disposal and Recycling	1,015	1,095	1,005	1,525
Utilities Total	13,586	18,120	19,677	19,265
Contracted Services				
525150 Audit Services	127,145	138,182	120,170	120,170
525152 Accounting Services	5,388	0	0	0
525153 Fiscal Agent Services	1,245	750	2,500	2,500
525156 Bank Services	0	7,945	5,000	8,000
525157 Investment Services	0	87,432	95,000	95,000
525158 Armored Car Services	0	51,706	54,000	54,000
525175 Temporary Staffing	20,093	152,414	42,000	0
525177 Employment Agencies	1,495	0	600	600
525449 Microsoft 365	0	0	0	16,687
525450 Subscription Services	24,547	3,767	400	12,900
525710 Printing Services	3,368	8,764	7,500	8,000
525715 Advertising	5,378	3,187	6,000	4,000
525735 Mail Services	10,113	10,533	10,300	9,300
525740 Document Disposal Services	1,497	847	310	310

MARION COUNTY FY 2024-25 BUDGET

BY DEPARTMENT

FINANCE

580 - Central Services	Actual FY 21-22	Actual FY 22-23	Budget FY 23-24	Proposed FY 24-25
Materials and Services				
525999 Other Contracted Services	12,575	33,317	13,916	1,400
Contracted Services Total	212,844	498,843	357,696	332,867
Repairs and Maintenance				
526010 Office Equipment Maintenance	0	0	200	2,016
526020 Computer Hardware Maintenance	295	42	200	200
526021 Computer Software Maintenance	18,551	91,774	83,742	86,141
526030 Building Maintenance	3,158	3,534	500	500
526040 Remodels and Site Improvements	0	20,335	0	0
Repairs and Maintenance Total	22,004	115,685	84,642	88,857
Rentals				
527120 Motor Pool Mileage	268	495	500	500
527130 Parking	0	93	75	75
527240 Condo Assn Assessments	17,205	18,884	21,261	33,863
527300 Equipment Rental	6,543	5,523	7,000	7,000
Rentals Total	24,016	24,995	28,836	41,438
Insurance				
528210 Public Official Bonds	0	2,500	2,500	2,500
Insurance Total	0	2,500	2,500	2,500
Miscellaneous				
529110 Mileage Reimbursement	389	755	2,225	2,425
529120 Commercial Travel	191	0	500	500
529130 Meals	403	614	1,292	1,392
529140 Lodging	2,809	4,357	6,800	8,600
529210 Meetings	1,364	1,388	300	1,300
529220 Conferences	3,977	6,114	12,475	13,975
529230 Training	3,654	9,549	6,135	9,413
529300 Dues and Memberships	8,699	8,213	9,885	9,897
529650 Pre Employment Costs	458	311	50	50
529840 Professional Licenses	0	0	765	510
529999 Miscellaneous Expense	(234)	299	0	0
Miscellaneous Total	21,709	31,602	40,427	48,062
Materials and Services Total	313,562	725,834	552,723	562,588
Administrative Charges				
611100 County Admin Allocation	24,601	34,644	43,790	47,396
611200 BS Admin Allocation	0	0	0	13,816
611210 Facilities Mgt Allocation	32,723	43,649	46,770	40,261
611220 Custodial Allocation	25,650	31,982	36,853	33,670
611230 Courier Allocation	937	1,745	2,014	1,811

MARION COUNTY FY 2024-25 BUDGET

BY DEPARTMENT

FINANCE

580 - Central Services	Actual FY 21-22	Actual FY 22-23	Budget FY 23-24	Proposed FY 24-25
Administrative Charges				
611240 Grounds Maintenance Allocation	0	0	0	980
611250 Risk Management Allocation	3,870	4,508	5,953	7,215
611260 Human Resources Allocation	33,644	42,246	50,984	57,997
611300 Legal Services Allocation	35,246	47,219	48,054	61,593
611400 Information Tech Allocation	71,263	128,767	140,775	117,614
611410 FIMS Allocation	25,739	42,040	35,468	42,273
611420 Telecommunications Allocation	6,798	7,207	4,594	3,535
611430 Technology Solution Allocation	0	0	0	84,117
611800 MCBEE Allocation	78	78	44,564	47,247
612100 IT Equipment Use Charges	10,413	17,787	8,499	20,568
614100 Liability Insurance Allocation	8,200	13,700	14,500	21,400
614200 WC Insurance Allocation	6,500	8,400	12,300	24,500
Administrative Charges Total	285,662	423,972	495,118	625,993
Central Services Total	3,374,719	4,283,006	4,862,724	5,002,668
Finance Grand Total	3,374,719	4,283,006	4,862,724	5,002,668

MARION COUNTY FY 2024-25 BUDGET
BY DEPARTMENT
FINANCE

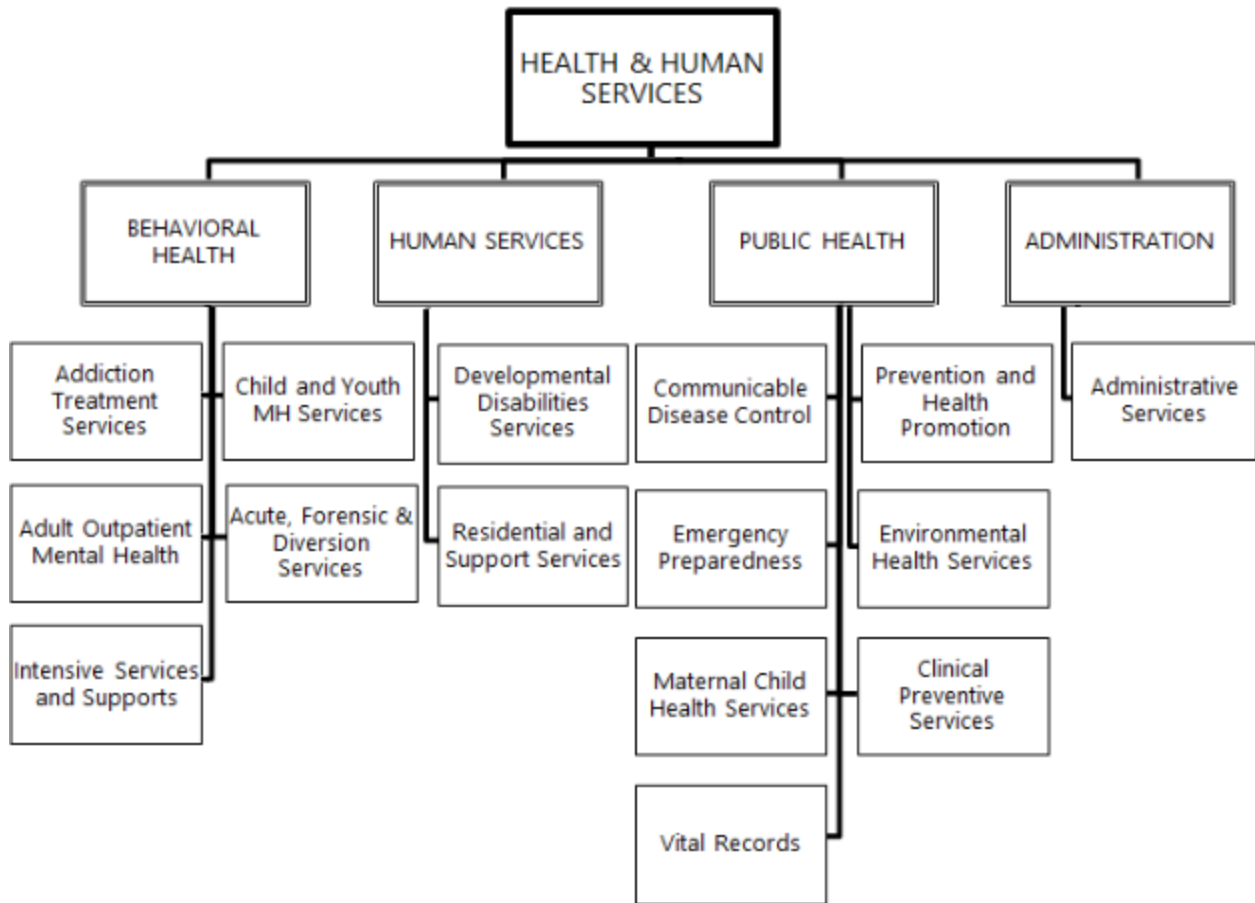
THIS PAGE HAS BEEN INTENTIONALLY LEFT BLANK

MARION COUNTY FY 2024-25 BUDGET

BY DEPARTMENT

HEALTH AND HUMAN SERVICES

HEALTH AND HUMAN SERVICES



MISSION STATEMENT

Create a safe and welcoming community where all people can access high quality health and human services and are supported to achieve their highest level of health.

GOALS AND OBJECTIVES

Goal 1 Align Health & Human Services priorities with the 2024 Marion County Board of Commissioners Priorities.

- Objective 1 Continue partnerships with the Public Safety system to monitor issues related to the Oregon State Hospital and their impact on Marion County.
- Objective 2 Engage in collaborative efforts to enhance health outcomes associated with modifications to Measure 110.
- Objective 3 Collaborate with partners to prioritize the overall health of Marion County residents, focusing on Behavioral and Community Health needs, informed by data-driven insights into community health trends and service utilization patterns.

Goal 2 Align Health & Human Services priorities with the Community Health Improvement Plan (CHIP) and Community Health Assessment (CHA).

- Objective 1 Enhance access to substance use treatment to diminish the prevalence of tobacco, alcohol, marijuana, and other drug usage in the community, utilizing data analytics to identify underserved populations and target interventions effectively.

MARION COUNTY FY 2024-25 BUDGET

BY DEPARTMENT

HEALTH AND HUMAN SERVICES

- Objective 2 Expand access to behavioral health care and ancillary support services to bolster mental health resilience across Marion County, guided by data analytics to prioritize areas of greatest need and monitor progress over time.
 - Objective 3 Integrate the community health system with initiatives aimed at addressing health and safety concerns linked to homelessness, mitigating the risk of homelessness, and advocating for viable affordable housing options as fundamental social determinants of health, supported by data analytics to evaluate the impact of housing interventions on health outcomes.
 - Objective 4 Conduct regular reviews and assessments of the Community Health Improvement Plan (CHIP), Community Health Assessment (CHA), Quality Plan, and Strategic Plan to ensure alignment with evolving community needs and priorities.
- Goal 3 Enhance Workforce Stabilization, Engagement, and Development within Health & Human Services.
- Objective 1 Implement strategies to stabilize the workforce, ensuring retention and job satisfaction among Health & Human Services employees.
 - Objective 2 Foster a culture of engagement by promoting open communication, professional development opportunities, and employee recognition within the department.
 - Objective 3 Invest in the development of the workforce through training programs, mentorship initiatives, and career advancement pathways to enhance skill sets and promote internal growth.

MARION COUNTY FY 2024-25 BUDGET

BY DEPARTMENT

HEALTH AND HUMAN SERVICES

DEPARTMENT OVERVIEW

Health and Human Services serves as the community mental health program and the local public health department for Marion County. Health and Human Services and its administrator function under the authority vested in the county commissioners by statute to serve as both the local mental health authority and the local public health authority. In these roles, Health and Human Services is responsible for assuring the availability of mandated and state contracted services in our community. Health and Human Services achieves these roles through planning, program development, providing services, contracting for services, program oversight, evaluation, and quality improvement. The major focus of Health and Human Services is to provide for the safety of community members and ensure access to critical services and supports.

MARION COUNTY FY 2024-25 BUDGET

BY DEPARTMENT

HEALTH AND HUMAN SERVICES

RESOURCE AND REQUIREMENT SUMMARY

Health and Human Services	FY 21-22 ACTUAL	FY 22-23 ACTUAL	FY 23-24 BUDGET	FY 24-25 PROPOSED	+/- %
RESOURCES					
Intergovernmental Federal	10,101,975	7,190,651	8,514,856	6,914,492	-18.8%
Intergovernmental State	28,211,539	46,529,990	39,987,598	41,060,363	2.7%
Intergovernmental Local	382,955	0	0	0	n.a.
Charges for Services	24,324,060	29,709,769	28,916,777	30,979,401	7.1%
Interest	121,780	428,761	310,065	450,000	45.1%
Other Revenues	500,897	26,437	2,000	500	-75.0%
General Fund Transfers	3,347,854	3,195,189	3,569,733	3,667,008	2.7%
Settlements	0	1,569,000	700,000	689,985	-1.4%
Financing Proceeds	959,117	0	0	0	n.a.
Net Working Capital	20,408,016	19,922,192	27,536,624	23,619,041	-14.2%
TOTAL RESOURCES	88,358,193	108,571,990	109,537,653	107,380,790	-2.0%
REQUIREMENTS					
Personnel Services					
Salaries and Wages	27,971,975	28,889,971	36,441,221	37,356,331	2.5%
Fringe Benefits	16,999,390	17,982,442	24,029,854	24,486,820	1.9%
Total Personnel Services	44,971,365	46,872,413	60,471,075	61,843,151	2.3%
Materials and Services					
Supplies	585,272	687,505	572,824	589,638	2.9%
Materials	548,198	448,358	1,043,022	452,541	-56.6%
Communications	626,725	663,716	543,252	614,295	13.1%
Utilities	229,172	275,104	298,430	431,181	44.5%
Contracted Services	9,207,548	9,347,040	14,343,962	11,611,608	-19.0%
Repairs and Maintenance	399,493	790,587	262,445	257,012	-2.1%
Rentals	971,981	2,685,467	2,594,483	2,541,741	-2.0%
Insurance	49,201	55,953	71,500	58,055	-18.8%
Miscellaneous	382,673	660,518	864,901	765,134	-11.5%
Total Materials and Services	13,000,263	15,614,247	20,594,819	17,321,205	-15.9%
Administrative Charges	6,783,477	7,346,519	9,041,370	10,416,546	15.2%
Capital Outlay	959,117	2,512,212	85,281	0	-100.0%
Debt Service Principal	1,278,491	0	0	0	n.a.
Debt Service Interest	162,790	(12,992)	0	0	n.a.
Transfers Out	1,280,499	8,702,969	4,120,964	5,882,145	42.7%
Contingency	0	0	9,596,094	8,317,743	-13.3%
Ending Fund Balance	0	0	5,628,050	3,600,000	-36.0%
TOTAL REQUIREMENTS	68,436,001	81,035,366	109,537,653	107,380,790	-2.0%
FTE	523.38	546.70	548.87	530.67	-3.3%

MARION COUNTY FY 2024-25 BUDGET

BY DEPARTMENT

HEALTH AND HUMAN SERVICES

FUNDS

Fund Name	FY 21-22 ACTUAL	FY 22-23 ACTUAL	FY 23-24 BUDGET	FY 24-25 PROPOSED	% of Total
RESOURCES					
FND 190 Health and Human Services	88,358,193	108,571,990	109,537,653	107,380,790	100.0%
TOTAL RESOURCES	88,358,193	108,571,990	109,537,653	107,380,790	100.0%
REQUIREMENTS					
FND 190 Health and Human Services	68,436,001	81,035,366	109,537,653	107,380,790	100.0%
TOTAL REQUIREMENTS	68,436,001	81,035,366	109,537,653	107,380,790	100.0%

PROGRAMS

	FY 21-22 ACTUAL	FY 22-23 ACTUAL	FY 23-24 BUDGET	FY 24-25 PROPOSED	+/- %
RESOURCES					
Addiction Treatment Svcs	5,577,296	10,507,601	10,826,323	10,441,249	-3.6%
Child and Youth MH Svcs	4,469,145	4,646,194	6,088,244	7,207,683	18.4%
Adult Outpatient MH Svcs	8,858,621	9,663,674	10,977,683	12,542,877	14.3%
Acute Forensic Diversion Svcs	7,361,848	12,287,422	13,212,095	14,752,149	11.7%
Intensive Svcs and Supports	6,023,424	4,533,938	7,184,359	7,684,071	7.0%
Developmental Disabilities	12,212,617	14,130,470	15,616,364	17,566,167	12.5%
Residential and Support Svcs	3,535,675	10,930,079	10,320,062	8,182,796	-20.7%
Communicable Disease Control	7,954,995	6,428,212	8,449,980	6,682,913	-20.9%
Prevention and Hlth Promotion	759,125	1,416,549	1,199,140	1,209,945	0.9%
Emergency Preparedness	231,742	201,435	217,238	229,312	5.6%
Environmental Health Svcs	1,163,268	1,307,558	1,508,774	1,573,299	4.3%
Maternal Child Health Svcs	2,720,047	2,553,254	4,308,866	3,142,685	-27.1%
Clinical Preventive Svcs	1,128,437	1,170,094	1,800,409	1,769,565	-1.7%
Vital Records	508,730	497,342	495,000	497,550	0.5%
HE Administrative Services	25,853,223	28,298,169	17,333,116	13,898,529	-19.8%
TOTAL RESOURCES	88,358,193	108,571,990	109,537,653	107,380,790	-2.0%
REQUIREMENTS					
Addiction Treatment Svcs	6,839,925	8,717,545	10,826,323	10,441,249	-3.6%
Child and Youth MH Svcs	5,371,060	4,454,438	6,088,244	7,207,683	18.4%
Adult Outpatient MH Svcs	8,751,291	9,251,085	10,977,683	12,542,877	14.3%
Acute Forensic Diversion Svcs	6,745,497	9,704,750	13,212,095	14,752,149	11.7%
Intensive Svcs and Supports	6,491,866	6,540,718	7,184,359	7,684,071	7.0%
Developmental Disabilities	10,629,927	12,815,815	15,616,364	17,566,167	12.5%
Residential and Support Svcs	3,457,239	3,478,041	10,320,062	8,182,796	-20.7%
Communicable Disease Control	8,082,437	6,446,348	8,449,980	6,682,913	-20.9%
Prevention and Hlth Promotion	843,223	1,481,598	1,199,140	1,209,945	0.9%
Emergency Preparedness	234,901	201,435	217,238	229,312	5.6%
Environmental Health Svcs	1,153,427	1,340,882	1,508,774	1,573,299	4.3%
Maternal Child Health Svcs	3,427,462	3,512,947	4,308,866	3,142,685	-27.1%
Clinical Preventive Svcs	1,188,219	1,189,142	1,800,409	1,769,565	-1.7%
Vital Records	389,912	334,410	495,000	497,550	0.5%
HE Administrative Services	4,829,616	11,566,214	17,333,116	13,898,529	-19.8%
TOTAL REQUIREMENTS	68,436,001	81,035,366	109,537,653	107,380,790	-2.0%

MARION COUNTY FY 2024-25 BUDGET

BY DEPARTMENT

HEALTH AND HUMAN SERVICES

Addiction Treatment Svcs Program

- Provides medication-assisted treatment services including Methadone and Suboxone.
- Provides adult alcohol and drug intensive treatment recovery services.
- Provides adolescent alcohol and drug counseling and treatment services.
- Operates day treatment programs for men (His Place) and women (Her Place).
- Provides driving under the influence of intoxicants (DUII) education and preventative services.
- Provides alcohol and drug treatment services in connection with the Student Opportunity for Achieving Results (SOAR) project.
- Service provider within the Marion County Behavioral Health Resource Network (BHRN).
- Provides community outreach and peer delivered services to those experiencing substance use disorders.

Program Summary

Health and Human Services	Program: Addiction Treatment Svcs				
	FY 21-22 ACTUAL	FY 22-23 ACTUAL	FY 23-24 BUDGET	FY 24-25 PROPOSED	+/- %
RESOURCES					
Intergovernmental Federal	718,736	1,149,445	810,497	782,131	-3.5%
Intergovernmental State	1,382,591	5,731,067	4,972,360	4,398,240	-11.5%
Charges for Services	2,730,107	3,627,090	4,160,425	3,992,779	-4.0%
Other Revenues	500,515	(1)	2,000	500	-75.0%
General Fund Transfers	245,346	0	0	0	n.a.
Net Working Capital	0	0	881,041	1,267,599	43.9%
TOTAL RESOURCES	5,577,296	10,507,601	10,826,323	10,441,249	-3.6%
REQUIREMENTS					
Personnel Services	3,632,272	3,751,387	5,529,291	5,423,550	-1.9%
Materials and Services	935,524	2,337,927	2,742,667	2,163,181	-21.1%
Administrative Charges	1,223,957	1,348,153	2,371,812	2,667,443	12.5%
Capital Outlay	0	902,301	85,281	0	-100.0%
Debt Service Principal	230,992	0	0	0	n.a.
Debt Service Interest	42,619	(3,305)	0	0	n.a.
Transfers Out	774,561	381,082	83,526	28,028	-66.4%
Contingency	0	0	13,746	159,047	1,057.0%
TOTAL REQUIREMENTS	6,839,925	8,717,545	10,826,323	10,441,249	-3.6%
FTE	45.00	58.00	56.65	53.40	-5.7%

FTE By Position Title By Program

Program: Addiction Treatment Svcs	
Position Title	FTE
Addiction Recovery Mentor	13.00
Addiction Recovery Mentor (Bilingual)	1.00
Addiction Treatment Assoc 1	13.50
Addiction Treatment Assoc 1 (Bilingual)	3.00
Behavioral Health Aide	4.00
Behavioral Health Nurse 1	0.90

MARION COUNTY FY 2024-25 BUDGET
BY DEPARTMENT
HEALTH AND HUMAN SERVICES

Program: Addiction Treatment Svcs	
Position Title	FTE
Behavioral Health Nurse 2	1.00
Clinical Supervisor 1	2.00
Clinical Supervisor 2	2.00
Health Program Manager	1.00
LPN	1.00
Mental Health Assoc	3.00
Office Specialist 2	3.00
Office Specialist 2 (Bilingual)	1.00
Office Specialist 3	1.00
Office Specialist 3 (Bilingual)	2.00
Program Coordinator 2	1.00
Program Addiction Treatment Svcs FTE Total:	53.40

FTE Changes

The decrease in FTE is due to the reduction of 3 vacant Addiction Treatment Associate 1 positions. These positions were not needed and did not have sustained long-term funding.

Addiction Treatment Svcs Program Budget Justification

RESOURCES

The decrease in Intergovernmental State funding was due to the extension of Behavioral Health Resource Network (BHRN) funding though FY 24-25, the extension was less than the original funding which included resources for onetime startup costs. BHRN includes funding to support Measure 110 which decriminalized low level drug offenses and increased the amount of funding available for treatment and increased access to substance use treatment services. The increase in Net Working Capital is primarily due to carryover of unspent BHRN funding.

REQUIREMENTS

Materials and Services in the Addiction Treatment Services Program are decreasing due to one-time BHRN related expenditures in FY 2023-24. These included community-based grants and support for implementation of the Department’s new Electronic Health Record. The reduction in Transfers Out is due to the purchase of vehicles for His Place and Recovery Mentor Services in FY 2023-24. One additional vehicle is expected in FY 2024-25 for Methadone Treatment. There were also building improvements in FY 2023-24 for Her Place not anticipated for FY 2024-25 resulting in no budgeted requirements for Capital Outlay in FY 2024-25. Contingency in FY 2024-25 has been increased.

MARION COUNTY FY 2024-25 BUDGET

BY DEPARTMENT

HEALTH AND HUMAN SERVICES

Child and Youth MH Svcs Program

- Provides early childhood mental health assessments and services.
- Provides mental health counseling, outpatient treatment and case management services.
- Provides parenting education services.
- Provides group and family counseling.
- Provides psychiatric evaluation and medication management, and coordinates inpatient psychiatric services.
- Provides school based mental health services.

Program Summary

Health and Human Services

Program: Child and Youth MH Svcs

	FY 21-22 ACTUAL	FY 22-23 ACTUAL	FY 23-24 BUDGET	FY 24-25 PROPOSED	+/- %
RESOURCES					
Intergovernmental Federal	296,530	0	0	0	n.a.
Intergovernmental State	328,192	0	0	0	n.a.
Charges for Services	3,515,046	4,646,194	5,988,244	6,233,033	4.1%
General Fund Transfers	329,377	0	0	0	n.a.
Net Working Capital	0	0	100,000	974,650	874.7%
TOTAL RESOURCES	4,469,145	4,646,194	6,088,244	7,207,683	18.4%
REQUIREMENTS					
Personnel Services	3,320,541	2,617,929	3,435,760	3,475,507	1.2%
Materials and Services	728,141	710,724	1,159,436	1,429,107	23.3%
Administrative Charges	1,146,471	1,126,728	1,118,048	1,300,391	16.3%
Debt Service Principal	163,514	0	0	0	n.a.
Debt Service Interest	12,394	(943)	0	0	n.a.
Transfers Out	0	0	275,000	902,678	228.2%
Contingency	0	0	100,000	100,000	0.0%
TOTAL REQUIREMENTS	5,371,060	4,454,438	6,088,244	7,207,683	18.4%
FTE	39.15	32.65	34.60	29.75	-14.0%

FTE By Position Title By Program

Program: Child and Youth MH Svcs	
Position Title	FTE
Behavioral Health Nurse 2	0.05
Clinical Supervisor 1	0.75
Clinical Supervisor 2	1.60
Health Program Manager	0.55
Health Program Supervisor	0.50
Mental Health Assoc	3.80
Mental Health Assoc (Bilingual)	4.50
Mental Health Assoc (Job Share/Bilingual)	1.00
Mental Health Spec 2	7.35
Mental Health Spec 2 (Bilingual)	1.00
Mental Health Specialist, Licensed	1.80

MARION COUNTY FY 2024-25 BUDGET
 BY DEPARTMENT
 HEALTH AND HUMAN SERVICES

Program: Child and Youth MH Svcs	
Position Title	FTE
Mental Health Specialist, Licensed (Bilingual)	1.00
Office Specialist 1 (Bilingual)	0.55
Office Specialist 2	1.60
Office Specialist 2 (Bilingual)	2.00
Office Specialist 3	1.30
Peer Support Specialist	0.40
Program Child and Youth MH Svcs FTE Total:	29.75

FTE Changes

FTE decreased due to the elimination of a Mental Health Spec 2, Mental Health Spec 2 (Bilingual) and Licensed Mental Health Specialist FTE. In addition, the elimination of a vacant Office Specialist 2 position. These vacant positions were eliminated due to rising operational costs.

Child and Youth MH Svcs Program Budget Justification

RESOURCES

The increase in Net Working Capital is due to additional resources needed to cover the cost of tenant improvements at 3180 Center St to allow the Child and Youth MH Services Program to relocate to the Center St campus during FY 2024-25. No other significant changes in resources are anticipated in the program.

REQUIREMENTS

The increase in Materials and Services is due to the rising costs of contracted prescribers to support this program. The increase in Transfers Out reflects capital improvement project costs associated with relocating the program from the current leased facilities on Beverly Ave to our county owned 3180 Center Street health services building during FY 2024-25. No other significant changes are anticipated.

MARION COUNTY FY 2024-25 BUDGET

BY DEPARTMENT

HEALTH AND HUMAN SERVICES

Adult Outpatient MH Svcs Program

- Provides mental health counseling, including group and family counseling, medication management, and case management services.
- Provides consumer-focused social and vocational supports, supported employment, supported education, and skills training services.
- Provides pre-admission screening and resident review evaluations for nursing home clients.
- Manages enhanced care and enhanced care outreach services for clients discharged from the Oregon State Hospital.
- Manages the CHOICE model program to provide wraparound supports to adults.
- Provides mental health services for Psychiatric Security Review Board clients.
- Provides coordination of the aging mental health population.
- Manages and coordinates residential services.
- Manages inpatient psychiatric services and discharge planning.
- Coordinates housing for recipients of mental health care services and individuals discharged from the Oregon State Hospital.
- Provides peer delivered mental health services.

Program Summary

Health and Human Services

Program: Adult Outpatient MH Svcs

	FY 21-22 ACTUAL	FY 22-23 ACTUAL	FY 23-24 BUDGET	FY 24-25 PROPOSED	+/- %
RESOURCES					
Intergovernmental Federal	417,811	423,046	383,477	383,477	0.0%
Intergovernmental State	2,965,523	3,101,722	3,374,135	3,151,270	-6.6%
Charges for Services	5,422,971	6,138,906	6,910,572	8,733,633	26.4%
Financing Proceeds	52,316	0	0	0	n.a.
Net Working Capital	0	0	309,499	274,497	-11.3%
TOTAL RESOURCES	8,858,621	9,663,674	10,977,683	12,542,877	14.3%
REQUIREMENTS					
Personnel Services	5,145,924	5,331,123	6,498,444	7,032,589	8.2%
Materials and Services	1,478,434	2,037,344	2,199,843	2,696,840	22.6%
Administrative Charges	1,677,221	1,886,632	2,079,396	2,507,267	20.6%
Capital Outlay	52,316	0	0	0	n.a.
Debt Service Principal	345,724	0	0	0	n.a.
Debt Service Interest	51,672	(4,014)	0	0	n.a.
Transfers Out	0	0	0	112,112	n.a.
Contingency	0	0	200,000	194,069	-3.0%
TOTAL REQUIREMENTS	8,751,291	9,251,085	10,977,683	12,542,877	14.3%
FTE	59.48	61.88	61.80	62.58	1.3%

FTE By Position Title By Program

Program: Adult Outpatient MH Svcs	
Position Title	FTE
Behavioral Health Nurse 1	1.25

MARION COUNTY FY 2024-25 BUDGET

BY DEPARTMENT

HEALTH AND HUMAN SERVICES

Program: Adult Outpatient MH Svcs	
Position Title	FTE
Behavioral Health Nurse 2	0.95
Care Coordinator	1.00
Clinical Supervisor 1	1.00
Clinical Supervisor 2	2.20
Developmental Disabilities Specialist 1	0.50
Health Program Manager	0.95
Health Program Supervisor	0.90
Health Resources Coordinator	1.00
Mental Health Assoc	22.83
Mental Health Assoc (Bilingual)	0.50
Mental Health Spec 1	1.00
Mental Health Spec 2	10.50
Mental Health Spec 3	1.00
Mental Health Specialist, Licensed	4.00
Office Specialist 2	5.00
Office Specialist 3	2.40
Peer Support Specialist	5.60
Program Adult Outpatient MH Svcs FTE Total:	62.58

- In addition to the above there are 0.35 FTE temporary paid staff

FTE Changes

No significant changes are anticipated for FTE in this program.

Adult Outpatient MH Svcs Program Budget Justification

RESOURCES

Charges for Services are increasing due to continual anticipated growth of funding to support the adult Medicaid population. As staffing stabilizes and the numbers enrolled in the program increase the billable revenue associated with that population will exceed previous years that were reduced in part due to impacts of staffing shortages.

REQUIREMENTS

The increase in Materials and Services is due to the rising costs of contracted prescribers to support this program. No other significant changes are anticipated.

MARION COUNTY FY 2024-25 BUDGET

BY DEPARTMENT

HEALTH AND HUMAN SERVICES

Acute Forensic Diversion Svcs Program

- Provides jail mental health services.
- Provides 24 hour, 7 days a week behavioral health crisis services.
- Provides crisis respite services.
- Provides psychiatric evaluation and coordinates hospital admission.
- Provides diversion services.
- Provides mental health transitional services.
- Operates community response teams and mobile crisis response teams to work closely with law enforcement and 988.
- Coordinates and authorizes acute inpatient services.
- Supports individuals under aid and assist orders receive community restoration services.

Program Summary

Health and Human Services

Program: Acute Forensic Diversion Svcs

	FY 21-22 ACTUAL	FY 22-23 ACTUAL	FY 23-24 BUDGET	FY 24-25 PROPOSED	+/- %
RESOURCES					
Intergovernmental Federal	104,647	0	0	0	n.a.
Intergovernmental State	4,397,276	7,761,052	5,937,527	8,265,430	39.2%
Charges for Services	2,427,734	4,102,154	3,966,613	2,243,859	-43.4%
Admin Cost Recovery	53,970	33,532	290,000	557,000	92.1%
General Fund Transfers	257,701	390,685	405,678	403,003	-0.7%
Financing Proceeds	120,519	0	0	0	n.a.
Net Working Capital	0	0	2,612,277	3,282,857	25.7%
TOTAL RESOURCES	7,361,848	12,287,422	13,212,095	14,752,149	11.7%
REQUIREMENTS					
Personnel Services	4,168,930	4,817,407	7,418,744	8,056,636	8.6%
Materials and Services	1,086,922	1,561,426	1,994,782	1,219,401	-38.9%
Administrative Charges	1,243,813	1,618,066	2,183,706	2,704,821	23.9%
Capital Outlay	120,519	1,609,911	0	0	n.a.
Debt Service Principal	117,424	0	0	0	n.a.
Debt Service Interest	7,888	(641)	0	0	n.a.
Transfers Out	0	98,580	1,386,550	2,516,657	81.5%
Contingency	0	0	228,313	254,634	11.5%
TOTAL REQUIREMENTS	6,745,497	9,704,750	13,212,095	14,752,149	11.7%
FTE	53.60	65.17	67.65	67.10	-0.8%

FTE By Position Title By Program

Program: Acute Forensic Diversion Svcs	
Position Title	FTE
Addiction Recovery Mentor	1.00
Addiction Treatment Assoc 2	1.00
Care Coordinator	1.00
Clinical Supervisor 2	3.75

MARION COUNTY FY 2024-25 BUDGET

BY DEPARTMENT

HEALTH AND HUMAN SERVICES

Program: Acute Forensic Diversion Svcs	
Position Title	FTE
Health Program Manager	1.00
Health Program Supervisor	1.00
Mental Health Assoc	21.50
Mental Health Assoc (Bilingual)	1.00
Mental Health Spec 2	22.05
Mental Health Spec 2 (Bilingual)	2.70
Mental Health Specialist, Licensed	3.00
Office Specialist 2	2.00
Office Specialist 3	2.10
Peer Support Specialist	4.00
Program Acute Forensic Diversion Svcs FTE Total:	67.10

- In addition to the above there are 1.55 FTE temporary paid staff.
- The FY 2024-25 FTE includes 2.60 General Fund positions.

FTE Changes

No significant changes are anticipated for FTE in this program.

Acute Forensic Diversion Svcs Program Budget Justification

RESOURCES

Intergovernmental State funding is increasing due to funding increases to support Aid & Assist due to rising community restoration caseloads. In addition, enhanced funding for community response and diversion teams was awarded for FY 2024-25. Due to increases in state funding, the support from Medicaid has been reduced to prioritize access to our behavioral health outpatient system. The increase in Admin Recovery Costs will charge the BHRN grant leasing costs associated with the use of our new Behavioral Health Crisis Center which will be operational in FY 2024-25. The increase in Net Working Capital is due to one-time expenses associated with the renovation of a new community crisis center.

REQUIREMENTS

Due to changes in the rules regarding mobile crisis services, the program will no longer be contracting with law enforcement agencies as part of the co-responder model. This has resulted in a significant reduction in Materials and Services. The increase in Transfers Out reflects costs associated with a capital improvement project to renovate the new community crisis center to be completed in FY 2024-25.

MARION COUNTY FY 2024-25 BUDGET

BY DEPARTMENT

HEALTH AND HUMAN SERVICES

Intensive Svcs and Supports Program

- Manages the Early Assessment and Support Alliance (EASA).
- Provides Assertive Community Treatment (ACT) services.
- Provides MV-WRAP high fidelity wraparound services.
- Provides Child and Adolescent Needs and Strengths (CANS) assessments for Oregon Department of Human Services Foster Care and Child Welfare.
- Coordinates access to mental health assessments and system of care support for youth in detention at the Juvenile Department.
- Provides emergency department diversion services.

Program Summary

Health and Human Services	Program: Intensive Svcs and Supports				
	FY 21-22 ACTUAL	FY 22-23 ACTUAL	FY 23-24 BUDGET	FY 24-25 PROPOSED	+/- %
RESOURCES					
Intergovernmental Federal	336,332	131,960	26,400	79,253	200.2%
Intergovernmental State	648,577	624,179	532,266	549,029	3.1%
Intergovernmental Local	382,955	0	0	0	n.a.
Charges for Services	4,552,436	3,587,239	3,507,631	4,615,679	31.6%
General Fund Transfers	103,125	99,855	113,451	120,099	5.9%
Net Working Capital	0	90,705	3,004,611	2,320,011	-22.8%
TOTAL RESOURCES	6,023,424	4,533,938	7,184,359	7,684,071	7.0%
REQUIREMENTS					
Personnel Services	4,363,050	4,079,810	4,735,775	4,744,150	0.2%
Materials and Services	526,926	855,468	778,139	962,669	23.7%
Administrative Charges	1,403,583	1,606,475	1,525,365	1,720,060	12.8%
Debt Service Principal	184,608	0	0	0	n.a.
Debt Service Interest	13,700	(1,035)	0	0	n.a.
Transfers Out	0	0	0	112,112	n.a.
Contingency	0	0	145,080	145,080	0.0%
TOTAL REQUIREMENTS	6,491,866	6,540,718	7,184,359	7,684,071	7.0%
FTE	53.25	52.55	45.75	42.25	-7.7%

FTE By Position Title By Program

Program: Intensive Svcs and Supports	
Position Title	FTE
Addiction Treatment Assoc 1	1.00
Behavioral Health Nurse 1	2.25
Care Coordinator	6.00
Care Coordinator (Bilingual)	4.00
Clinical Supervisor 1	0.25
Clinical Supervisor 2	3.10
Health Program Manager	0.50
Health Program Supervisor	0.60
Mental Health Assoc	6.20

MARION COUNTY FY 2024-25 BUDGET
 BY DEPARTMENT
 HEALTH AND HUMAN SERVICES

Program: Intensive Svcs and Supports	
Position Title	FTE
Mental Health Assoc (Bilingual)	1.00
Mental Health Spec 2	4.65
Mental Health Spec 2 (Bilingual)	1.00
Occupational Therapy Specialist	0.60
Office Specialist 1 (Bilingual)	0.45
Office Specialist 2	2.40
Office Specialist 3	2.15
Peer Support Specialist	6.10
Program Intensive Svcs and Supports FTE Total:	42.25

- The FY 2024-25 FTE includes a 0.70 General Fund position.

FTE Changes

The overall reduction in FTE is due to the elimination of a vacant Care Coordinator, Peer Support Specialist and Mental Health Specialist positions.

Intensive Svcs and Supports Program Budget Justification

RESOURCES

Intergovernmental Federal increased due to the Mental Health Contracts increase in Adult and Drug Outpatient Provider Panel. Charges for Services is expected to increase due to the estimated volume of Medicaid clients to the enrolled in ACT and WRAP services. No other significant changes to resources are anticipated in this program.

REQUIREMENTS

The increase in Materials and Services is due to an increase in pass-through provider agreements with Bridgeway Recovery Services. Additionally, increased spending for client support is estimated for the Early Assessment and Support Alliance (EASA) program. The Transfers Out is for the purchase of additional vehicles to support community based services.

MARION COUNTY FY 2024-25 BUDGET

BY DEPARTMENT

HEALTH AND HUMAN SERVICES

Developmental Disabilities Program

- Provides and purchases services for adults and children with developmental disabilities.
- Performs intake and eligibility determination.
- Monitors individual support plan services.
- Provides adult abuse investigation services.
- Provides fiscal and service monitoring of contracted providers.
- Administers family support services for children.

Program Summary

Health and Human Services

Program: Developmental Disabilities

	FY 21-22 ACTUAL	FY 22-23 ACTUAL	FY 23-24 BUDGET	FY 24-25 PROPOSED	+/- %
RESOURCES					
Intergovernmental Federal	194,105	247,870	87,929	376,543	328.2%
Intergovernmental State	11,981,991	13,857,600	15,067,298	15,598,425	3.5%
Charges for Services	23	0	0	0	n.a.
Other Revenues	0	25,000	0	0	n.a.
Financing Proceeds	36,498	0	0	0	n.a.
Net Working Capital	0	0	461,137	1,591,199	245.1%
TOTAL RESOURCES	12,212,617	14,130,470	15,616,364	17,566,167	12.5%
REQUIREMENTS					
Personnel Services	7,619,705	8,846,181	10,857,996	11,632,598	7.1%
Materials and Services	625,006	1,072,677	692,649	1,161,798	67.7%
Administrative Charges	2,326,121	2,655,220	3,392,143	3,753,509	10.7%
Capital Outlay	36,498	0	0	0	n.a.
Debt Service Principal	19,746	0	0	0	n.a.
Debt Service Interest	2,852	(220)	0	0	n.a.
Transfers Out	0	241,958	285,130	718,262	151.9%
Contingency	0	0	388,446	300,000	-22.8%
TOTAL REQUIREMENTS	10,629,927	12,815,815	15,616,364	17,566,167	12.5%
FTE	92.57	93.70	99.70	103.45	3.8%

FTE By Position Title By Program

Program: Developmental Disabilities	
Position Title	FTE
Accounting Specialist	2.00
Accounting Specialist (Bilingual)	1.00
Adult Abuse Investigator	3.55
Clinical Supervisor 2	7.00
Developmental Disabilities Assoc 2	53.00
Developmental Disabilities Assoc 2 (Bilingual)	10.00
Developmental Disabilities Specialist 1	8.50
Developmental Disabilities Specialist 2	1.00
Health Program Manager	1.00

MARION COUNTY FY 2024-25 BUDGET

BY DEPARTMENT

HEALTH AND HUMAN SERVICES

Program: Developmental Disabilities	
Position Title	FTE
Health Program Supervisor	1.00
Management Analyst 1	3.00
Occupational Therapy Specialist	0.40
Office Manager	1.00
Office Specialist 1 (Bilingual)	1.00
Office Specialist 2	3.00
Office Specialist 2 (Bilingual)	2.00
Office Specialist 3	4.00
Office Specialist 3 (Bilingual)	1.00
Program Developmental Disabilities FTE Total:	103.45

- In addition to the above there are 0.90 FTE temporary paid staff.

FTE Changes

The increase of 3.75 FTE is due to additional Developmental Disabilities Associate 2's to provide case management services to an increasing population.

Developmental Disabilities Program Budget Justification

RESOURCES

The program received an ODDS Emergency Response ARPA Grant resulting in an increase to Intergovernmental Federal funding in FY 2024-25. These funds are to be used to purchase emergency preparedness supplies and equipment for eligible individuals, families and providers. The Net Working Capital reflects unspent prior year carryover being reinvested into the Developmental Disabilities Program in FY 2024-25.

REQUIREMENTS

The increase in Materials and Services is primarily due to the Emergency Response ARPA Grant expenses. Transfers Out reflects an allocation, based on occupancy, of the debt service payments for the health services building that was renovated in 2017. In addition, there is a Transfer Out to cover the cost of building improvements for the health services building to allow the Child and Youth MH Services Program to relocate and occupy the first floor. During that capital improvement project some improvements are scheduled for the third floor, currently occupied by the Developmental Disabilities Program.

MARION COUNTY FY 2024-25 BUDGET

BY DEPARTMENT

HEALTH AND HUMAN SERVICES

Residential and Support Svcs Program

- Oversees residential placement and licensure.
- Provides behavioral health adult abuse investigation services.
- Manages housing rental assistance program for youth, adults and families.
- Coordinates supportive housing, structured housing, and foster care services.
- Monitors purchased alcohol and drug outpatient, residential, and detoxification services.
- Coordinates behavioral health housing investment grant funding.
- Health Related Social Needs (HRSN) provider including housing and nutrition based supports.

Program Summary

Health and Human Services

Program: Residential and Support Svcs

	FY 21-22 ACTUAL	FY 22-23 ACTUAL	FY 23-24 BUDGET	FY 24-25 PROPOSED	+/- %
RESOURCES					
Intergovernmental Federal	103,910	101,895	198,837	198,837	0.0%
Intergovernmental State	3,089,056	9,250,915	2,262,235	2,462,845	8.9%
Charges for Services	342,971	1,048,612	442,326	1,677,936	279.3%
Other Revenues	(261)	0	0	0	n.a.
Net Working Capital	0	528,656	7,416,664	3,843,178	-48.2%
TOTAL RESOURCES	3,535,675	10,930,079	10,320,062	8,182,796	-20.7%
REQUIREMENTS					
Personnel Services	1,548,953	1,711,049	2,180,324	2,862,783	31.3%
Materials and Services	1,409,912	1,218,435	6,440,802	3,317,537	-48.5%
Administrative Charges	498,374	548,556	621,191	1,053,929	69.7%
Contingency	0	0	1,077,745	948,547	-12.0%
TOTAL REQUIREMENTS	3,457,238	3,478,040	10,320,062	8,182,796	-20.7%
FTE	17.40	19.15	20.20	25.45	26.0%

FTE By Position Title By Program

Program: Residential and Support Svcs	
Position Title	FTE
Adult Abuse Investigator	0.45
Care Coordinator	1.00
Clinical Supervisor 1	1.95
Health Program Supervisor	1.00
Mental Health Assoc	13.00
Mental Health Assoc (LEAD)	1.00
Mental Health Spec 2	1.00
Nutritionist (Bilingual)	1.00
Office Specialist 3	1.05
Peer Support Specialist	2.00
Program Coordinator 1	1.00
Program Coordinator 2	1.00
Program Residential and Support Svcs FTE Total:	25.45

MARION COUNTY FY 2024-25 BUDGET

BY DEPARTMENT

HEALTH AND HUMAN SERVICES

- In addition to the above there are 0.60 FTE temporary paid staff.

FTE Changes

The FTE increase due to the additional funding association with the Medicaid waiver and HRSN services. HRSN services include both housing support and nutrition-based services. The Residential and Support Services Program will be adding 3 housing navigators, 1 nutritionist and a Clinical Supervisor to expand the overall array of services offered to individuals with mental health needs that require housing or nutrition-based supports.

Residential and Support Svcs Program Budget Justification

RESOURCES

The increase in Charges for Services is due to an increase in Medicaid funding to support Horizon House operations. In addition, Charges for Services includes Medicaid funding that has been allocated to support Health Related Social Needs (HRSN) as a result of Oregon's approved 1115 Medicaid waiver. This allows those with the Medicaid benefit to access housing supports, which includes navigation services, application assistance, rental and utility assistance and other supports. The decrease in Net Working Capital is due to less carryover of unspent behavioral health housing investments funds received in FY 2022-23.

REQUIREMENTS

Personnel Services are increasing due increased FTE to provide housing navigation and supports associated with the new Medicaid waiver. Materials and Services are decreasing mainly due to the final usage of the behavioral health housing investment funds received in FY 2022-23. Current plans are to contract out most of the funding to increase the capacity of the behavioral health housing system to support individuals at all levels of care. The reduction in Contingency is also due to the reduction in carryover of behavioral health housing investment funding, as the majority will have been encumbered by FY 2024-25.

MARION COUNTY FY 2024-25 BUDGET

BY DEPARTMENT

HEALTH AND HUMAN SERVICES

Communicable Disease Control Program

- Investigation of disease outbreaks and reportable disease cases.
- Provides TB screening and case management services.
- Conducts disease prevention education.
- Dispenses and distributes mass medication in a public health emergency.
- Conducts Public Health modernization efforts.
- Coordinates the Community Health Improvement Partnership (CHIP) and Community Health Assessment (CHA).

Program Summary

Health and Human Services

Program: Communicable Disease Control

	FY 21-22 ACTUAL	FY 22-23 ACTUAL	FY 23-24 BUDGET	FY 24-25 PROPOSED	+/- %
RESOURCES					
Intergovernmental Federal	5,427,590	2,613,340	4,789,037	2,987,967	-37.6%
Intergovernmental State	1,110,058	2,794,045	2,371,612	2,286,281	-3.6%
Charges for Services	226,439	184,511	175,839	193,534	10.1%
General Fund Transfers	575,707	836,315	1,063,492	1,067,756	0.4%
Financing Proceeds	615,200	0	0	0	n.a.
Net Working Capital	0	0	50,000	147,375	194.8%
TOTAL RESOURCES	7,954,995	6,428,212	8,449,980	6,682,913	-20.9%
REQUIREMENTS					
Personnel Services	4,020,381	3,826,927	3,710,618	3,434,294	-7.4%
Materials and Services	2,683,718	1,429,532	1,645,009	844,698	-48.7%
Administrative Charges	694,008	1,021,660	1,097,867	922,872	-15.9%
Capital Outlay	615,200	0	0	0	n.a.
Debt Service Principal	52,388	0	0	0	n.a.
Debt Service Interest	3,582	(660)	0	0	n.a.
Transfers Out	13,159	168,889	345,445	332,028	-3.9%
Contingency	0	0	901,041	549,021	-39.1%
Ending Fund Balance	0	0	750,000	600,000	-20.0%
TOTAL REQUIREMENTS	8,082,437	6,446,348	8,449,980	6,682,913	-20.9%
FTE	33.98	36.27	33.44	27.82	-16.8%

FTE By Position Title By Program

Program: Communicable Disease Control	
Position Title	FTE
Clinical Supervisor 1	0.50
Data Specialist	1.00
Epidemiologist	2.52
Epidemiologist Sr	1.00
Health Educator 2	2.50
Health Educator 2 (Bilingual)	1.00
Health Educator 3	2.50

MARION COUNTY FY 2024-25 BUDGET
BY DEPARTMENT
HEALTH AND HUMAN SERVICES

Program: Communicable Disease Control	
Position Title	FTE
Health Program Manager	1.00
Health Program Supervisor	0.10
Management Analyst 1	0.50
Nurse Practitioner	0.30
Office Specialist 2 (Bilingual)	1.05
Office Specialist 3	1.30
Office Specialist 3 (Bilingual)	1.80
Program Coordinator 2	2.00
Public Health Nurse 2	3.56
Public Health Nurse 3	1.45
Public Health Worker 3 (Bilingual)	3.74
Program Communicable Disease Control FTE Total:	27.82

- The FY 2024-25 FTE includes 5.34 General Fund positions.

FTE Changes

Several vacant positions within the program have been eliminated due to prior year carryover of COVID 19 funding being fully utilized. As funding for this program decreases, vacant positions were eliminated in order to maintain critical infrastructure needs to support communicable disease requirements for Marion County.

Communicable Disease Control Program Budget Justification

RESOURCES

The decrease in funding from Intergovernmental Federal is due to the continued reduction of funding from OHA to support the COVID-19 pandemic response. Funding awards were allowed to be carried over from previous years, with the majority having been spent by the end of FY 2023-24. Charges for Service is increasing due to Medicaid funds supporting the increased number of TB Cases in Marion County. Net Working Capital has been increased due to funding reductions in this program.

REQUIREMENTS

Materials and Services are decreasing largely due to budgeting for large purchases from COVID-19 funds in FY 2023-24, including furniture for the new Health & Human Services Building. Contingency has been decreased due to a reduction in overall resources for this program. Ending Fund Balance is decreasing as the program begins to utilize Public Health Infrastructure funding that is eligible for carryover through November 2027.

MARION COUNTY FY 2024-25 BUDGET

BY DEPARTMENT

HEALTH AND HUMAN SERVICES

Prevention and Hlth Promotion Program

- Provides alcohol and drug prevention services.
- Provides gambling prevention services.
- Manages the tobacco prevention and education program.
- Assists communities in implementing healthy communities policies that sustain environmental and system changes that address major community high-risk health problems.
- Provides mental health promotion and prevention services.
- Coordinates the Zero Suicide initiative.
- Prevention services consist of a wide variety of services that take place throughout the Health and Human Services Department; only parts of some programs are directly budgeted within the prevention and rural services program.

Program Summary

Health and Human Services

Program: Prevention and Hlth Promotion

	FY 21-22 ACTUAL	FY 22-23 ACTUAL	FY 23-24 BUDGET	FY 24-25 PROPOSED	+/- %
RESOURCES					
Intergovernmental Federal	165,733	361,235	211,534	228,534	8.0%
Intergovernmental State	415,521	1,055,313	790,912	649,964	-17.8%
Charges for Services	177,871	0	0	67,217	n.a.
Net Working Capital	0	0	196,694	264,230	34.3%
TOTAL RESOURCES	759,125	1,416,549	1,199,140	1,209,945	0.9%
REQUIREMENTS					
Personnel Services	547,177	607,395	730,715	802,508	9.8%
Materials and Services	124,325	678,837	96,400	163,702	69.8%
Administrative Charges	134,918	195,796	156,716	188,735	20.4%
Debt Service Principal	31,260	0	0	0	n.a.
Debt Service Interest	5,543	(429)	0	0	n.a.
Contingency	0	0	215,309	55,000	-74.5%
TOTAL REQUIREMENTS	843,223	1,481,598	1,199,140	1,209,945	0.9%
FTE	5.90	5.45	5.80	6.00	3.4%

FTE By Position Title By Program

Program: Prevention and Hlth Promotion	
Position Title	FTE
Health Educator 2	2.30
Health Educator 3	2.80
Health Program Supervisor	0.90
Program Prevention and Hlth Promotion FTE Total:	6.00

FTE Changes

No significant changes are anticipated for FTE in this program.

MARION COUNTY FY 2024-25 BUDGET

BY DEPARTMENT

HEALTH AND HUMAN SERVICES

Prevention and Hlth Promotion Program Budget Justification

RESOURCES

A decrease in Intergovernmental State funding was due to a one-time increase in FY 2022-23 for tobacco prevention funds associated with Ballot Measure 108, unspent funds were carried over to FY 2023-24. The funding level for FY 2024-25 will be reduced to the new base funding level. Charges for Services increased due to PacificSource per member per month Medicaid funding being allocated to support Prevention activities in FY 2024-25. The Net Working Capital reflects unspent prior year carryover being reinvested into the Prevention Programs in FY 2024-25.

REQUIREMENTS

The increase in Materials and Services is due to Contracted Services expected for tobacco prevention and alcohol and drug use programs. Those funds were contracted out to partners to assist and incentivize prevention efforts. Contingency has been reduced due in this program.

MARION COUNTY FY 2024-25 BUDGET

BY DEPARTMENT

HEALTH AND HUMAN SERVICES

Emergency Preparedness Program

- Plans and coordinates health related Emergency Preparedness.
- Develop Health and Human Services emergency response and continuity of operations plans.

Program Summary

Health and Human Services

Program: Emergency Preparedness

	FY 21-22 ACTUAL	FY 22-23 ACTUAL	FY 23-24 BUDGET	FY 24-25 PROPOSED	+/- %
RESOURCES					
Intergovernmental Federal	213,028	145,718	160,109	144,207	-9.9%
Charges for Services	0	36,667	45,827	73,549	60.5%
General Fund Transfers	17,469	19,050	11,302	11,556	2.2%
Net Working Capital	1,246	0	0	0	n.a.
TOTAL RESOURCES	231,742	201,435	217,238	229,312	5.6%
REQUIREMENTS					
Personnel Services	186,192	123,622	179,126	191,843	7.1%
Materials and Services	3,887	5,387	11,056	6,878	-37.8%
Administrative Charges	44,821	72,427	27,056	30,591	13.1%
TOTAL REQUIREMENTS	234,901	201,435	217,238	229,312	5.6%
FTE	2.70	1.65	1.65	1.70	3.0%

FTE By Position Title By Program

Program: Emergency Preparedness	
Position Title	FTE
Environmental Health Specialist 2	0.25
Health Educator 3	0.90
Health Program Supervisor	0.05
Management Analyst 1	0.50
Program Emergency Preparedness FTE Total:	1.70

- The FY 2024-25 FTE includes a 0.05 General Fund position.

FTE Changes

No significant changes are anticipated for FTE in this program.

Emergency Preparedness Program Budget Justification

RESOURCES

Intergovernmental Federal for FY 2023-24 included some carry over of unspent funding from FY 2022-23, these funds will not be available in FY 2024-25. The increase in Charges for Services reflects an allocation of Medicaid funding from PacificSource to support emergency preparedness activities.

REQUIREMENTS

The decrease in Materials and Services is due to the overall funding reduction. No other significant changes are anticipated to requirements in this program.

MARION COUNTY FY 2024-25 BUDGET

BY DEPARTMENT

HEALTH AND HUMAN SERVICES

Environmental Health Svcs Program

- Inspects and licenses restaurants, schools and other food vendors.
- Investigates food and waterborne outbreaks to find causes and prevent further health problems.
- Conducts vector control and public education.
- Provides online food handler training and issues food handler cards.
- Administers and enforces drinking water quality standards for public water systems.
- Conducts health inspections of recreational and tourist accommodations.

Program Summary

Health and Human Services

Program: Environmental Health Svcs

	FY 21-22 ACTUAL	FY 22-23 ACTUAL	FY 23-24 BUDGET	FY 24-25 PROPOSED	+/- %
RESOURCES					
Intergovernmental Federal	120,342	87,571	89,422	89,422	0.0%
Intergovernmental State	49,338	58,381	59,615	59,615	0.0%
Charges for Services	914,529	1,049,185	988,945	1,107,886	12.0%
Other Revenues	(38)	40	0	0	n.a.
General Fund Transfers	62,070	112,381	68,875	71,706	4.1%
Financing Proceeds	17,027	0	0	0	n.a.
Net Working Capital	0	0	301,917	244,670	-19.0%
TOTAL RESOURCES	1,163,268	1,307,558	1,508,774	1,573,299	4.3%
REQUIREMENTS					
Personnel Services	846,329	1,036,248	1,154,114	1,178,237	2.1%
Materials and Services	50,093	60,024	53,823	60,199	11.8%
Administrative Charges	237,133	233,033	275,046	286,835	4.3%
Capital Outlay	17,027	0	0	0	n.a.
Debt Service Principal	2,725	0	0	0	n.a.
Debt Service Interest	120	(6)	0	0	n.a.
Transfers Out	0	11,582	5,791	28,028	384.0%
Contingency	0	0	20,000	20,000	0.0%
TOTAL REQUIREMENTS	1,153,427	1,340,882	1,508,774	1,573,299	4.3%
FTE	7.93	8.43	8.55	8.45	-1.2%

FTE By Position Title By Program

Program: Environmental Health Svcs	
Position Title	FTE
Environmental Health Specialist 2	3.75
Environmental Health Specialist 2 (Bilingual)	1.00
Environmental Health Specialist 3	2.00
Health Program Supervisor	0.95
Office Specialist 2 (Bilingual)	0.75
Program Environmental Health Svcs FTE Total:	8.45

- The FY 2024-25 FTE includes 0.35 General Fund positions.

MARION COUNTY FY 2024-25 BUDGET
BY DEPARTMENT
HEALTH AND HUMAN SERVICES

FTE Changes

No significant changes are anticipated for FTE in this program.

Environmental Health Svcs Program Budget Justification

RESOURCES

The increase in Charges for Service is due to scheduled rate increases for restaurant licenses. No other significant changes are anticipated for resources within this program.

REQUIREMENTS

Transfers Out reflects an expected vehicle purchase for this program in FY 2024-25. No other significant changes are anticipated for requirements within this program.

MARION COUNTY FY 2024-25 BUDGET

BY DEPARTMENT

HEALTH AND HUMAN SERVICES

Maternal Child Health Svcs Program

- Provides early childhood services including home visiting nursing
- Provides neonatal monitoring and intervention for at risk children.
- Administers the food supplement program for women, infants and children (WIC).
- Provides health and nutrition information to the public.

Program Summary

Health and Human Services

Program: Maternal Child Health Svcs

	FY 21-22 ACTUAL	FY 22-23 ACTUAL	FY 23-24 BUDGET	FY 24-25 PROPOSED	+/- %
RESOURCES					
Intergovernmental Federal	1,458,808	1,275,830	1,253,734	1,442,321	15.0%
Intergovernmental State	132,736	159,887	140,928	75,808	-46.2%
Charges for Services	357,043	392,272	745,817	241,000	-67.7%
General Fund Transfers	771,460	725,265	780,835	782,760	0.2%
Net Working Capital	0	0	1,387,552	600,796	-56.7%
TOTAL RESOURCES	2,720,047	2,553,254	4,308,866	3,142,685	-27.1%
REQUIREMENTS					
Personnel Services	2,480,829	2,381,431	3,059,185	2,430,524	-20.5%
Materials and Services	292,483	327,107	289,713	155,371	-46.4%
Administrative Charges	651,512	720,854	843,613	492,440	-41.6%
Debt Service Principal	2,631	0	0	0	n.a.
Debt Service Interest	6	0	0	0	n.a.
Transfers Out	0	83,556	51,355	0	-100.0%
Contingency	0	0	65,000	64,350	-1.0%
TOTAL REQUIREMENTS	3,427,461	3,512,947	4,308,866	3,142,685	-27.1%
FTE	26.10	25.20	25.48	19.85	-22.1%

FTE By Position Title By Program

Program: Maternal Child Health Svcs	
Position Title	FTE
Clinical Supervisor 1	1.00
Nutrition Specialist (Bilingual)	8.00
Nutritionist	1.00
Office Specialist 2 (Bilingual)	1.00
Office Specialist 3	0.75
Office Specialist 3 (Bilingual)	1.00
Program Coordinator 1	1.00
Public Health Nurse 2	2.20
Public Health Nurse 3	1.00
Public Health Nurse Pgm Manager	1.00
Public Health Worker 3 (Bilingual)	1.90
Program Maternal Child Health Svcs FTE Total:	19.85

- In addition to the above there are 0.20 FTE temporary paid staff.

MARION COUNTY FY 2024-25 BUDGET

BY DEPARTMENT

HEALTH AND HUMAN SERVICES

- The FY 2024-25 FTE includes 3.94 General Fund positions.

FTE Changes

Program FTE is declining due to the end of the Family Connects service. In addition, a vacant Health Educator position was eliminated due to lack of ongoing funding.

Maternal Child Health Svcs Program Budget Justification

RESOURCES

Intergovernmental Federal is increasing due to anticipated funding and caseload increases for WIC. WIC funding and participation has been on a prolonged downward trend, both nationally and across Oregon. Marion County will end its participation in the Family Connects pilot program in FY 2024-25. Family Connects is a universal home visiting service, which has been poorly funded and has low participation. The discontinuation of the Family Connects service has resulted in a reduction to Intergovernmental State, Charges for Services and Net Working Capital which had been allocated to cover operational requirements of the program. The program has seen a reduction in billable services provided to individuals enrolled in Babies First, CaCoon, and Family Connects as caseload sizes have not rebounded post-pandemic as quickly as in other service areas.

REQUIREMENTS

Personnel Services requirements are decreasing due to the reduction of Family Connects and loss of FTE in this program. A decrease in Materials and Services due to a decrease in Match Payments for Maternal Child Nursing. The reduction in Transfers Out is due to vehicles purchased in FY 2023-24.

MARION COUNTY FY 2024-25 BUDGET

BY DEPARTMENT

HEALTH AND HUMAN SERVICES

Clinical Preventive Svcs Program

- Detection of, treatment of, and counseling for sexually transmitted infections.
- Provides adult and child immunizations and vaccines.
- Enforcement of School Exclusion laws.
- Conducts immunization promotion and outreach activities.
- Provides HIV counseling, testing, outreach and prevention services.

Program Summary

Health and Human Services

Program: Clinical Preventive Svcs

	FY 21-22 ACTUAL	FY 22-23 ACTUAL	FY 23-24 BUDGET	FY 24-25 PROPOSED	+/- %
RESOURCES					
Intergovernmental Federal	194,954	184,173	195,530	201,800	3.2%
Intergovernmental State	298,585	327,227	791,849	652,917	-17.5%
Charges for Services	115,114	109,241	92,649	133,851	44.5%
General Fund Transfers	519,785	549,453	691,483	723,548	4.6%
Net Working Capital	0	0	28,898	57,449	98.8%
TOTAL RESOURCES	1,128,437	1,170,094	1,800,409	1,769,565	-1.7%
REQUIREMENTS					
Personnel Services	830,544	865,889	1,297,556	1,223,532	-5.7%
Materials and Services	115,598	88,467	221,398	222,071	0.3%
Administrative Charges	242,076	234,785	251,394	283,257	12.7%
Contingency	0	0	30,061	40,705	35.4%
TOTAL REQUIREMENTS	1,188,219	1,189,142	1,800,409	1,769,565	-1.7%
FTE	10.45	9.95	11.05	10.57	-4.3%

FTE By Position Title By Program

Program: Clinical Preventive Svcs	
Position Title	FTE
Clinical Supervisor 1	0.50
Epidemiologist	0.48
Health Educator 2 (Bilingual)	0.80
Health Educator 3	0.60
Nurse Practitioner	0.30
Office Specialist 2 (Bilingual)	0.95
Office Specialist 3	0.95
Office Specialist 3 (Bilingual)	0.20
Public Health Nurse 2	0.24
Public Health Nurse 3	0.45
Public Health Nurse Pgm Manager	1.00
Public Health Worker 2 (Bilingual)	2.00
Public Health Worker 3 (Bilingual)	2.10
Program Clinical Preventive Svcs FTE Total:	10.57

- In addition to the above there are 0.20 FTE temporary paid staff.

MARION COUNTY FY 2024-25 BUDGET
BY DEPARTMENT
HEALTH AND HUMAN SERVICES

- The FY 2024-25 FTE includes 3.99 General Fund positions.

FTE Changes

No significant changes are anticipated for FTE in this program.

Clinical Preventive Svcs Program Budget Justification

RESOURCES

Intergovernmental State is decreasing due to one-time additional funding received for HIV prevention and outreach activities in FY 2023-24. Charges for Services is increasing based on anticipated billing revenues for immunizations and sexually transmitted infections. Net Working Capital has been increased to cover program requirements.

REQUIREMENTS

The Contingency in FY 2024-25 has been increased due to growing revenues in the program.

MARION COUNTY FY 2024-25 BUDGET

BY DEPARTMENT

HEALTH AND HUMAN SERVICES

Vital Records Program

- Issues birth and death certificates.

Program Summary

Health and Human Services	Program: Vital Records				
	FY 21-22 ACTUAL	FY 22-23 ACTUAL	FY 23-24 BUDGET	FY 24-25 PROPOSED	+/- %
RESOURCES					
Intergovernmental Federal	7,723	0	0	0	n.a.
Charges for Services	496,579	497,294	495,000	497,550	0.5%
Other Revenues	(14)	48	0	0	n.a.
Financing Proceeds	4,441	0	0	0	n.a.
TOTAL RESOURCES	508,730	497,342	495,000	497,550	0.5%
REQUIREMENTS					
Personnel Services	279,713	222,848	287,652	213,683	-25.7%
Materials and Services	10,882	26,701	19,010	20,200	6.3%
Administrative Charges	94,393	84,866	96,138	95,498	-0.7%
Capital Outlay	4,441	0	0	0	n.a.
Debt Service Principal	455	0	0	0	n.a.
Debt Service Interest	27	(5)	0	0	n.a.
Contingency	0	0	92,200	168,169	82.4%
TOTAL REQUIREMENTS	389,911	334,410	495,000	497,550	0.5%
FTE	3.07	3.00	3.00	2.25	-25.0%

FTE By Position Title By Program

Program: Vital Records	
Position Title	FTE
Office Specialist 2 (Bilingual)	2.25
Program Vital Records FTE Total:	2.25

FTE Changes

The decrease in FTE is due to staff reallocated to support other Public Health programs.

Vital Records Program Budget Justification

RESOURCES

Resources for the Vital Records Program are expected to remain relatively unchanged in FY 2024-25.

REQUIREMENTS

Personnel Services is decreasing due to the reduction in allocated FTE. Contingency has been increased to offset decrease in Personnel Services.

MARION COUNTY FY 2024-25 BUDGET

BY DEPARTMENT

HEALTH AND HUMAN SERVICES

HE Administrative Services Program

- Provides leadership, strategic direction, planning, and policy development for the department.
- Conducts department wide quality assurance, data analytics, utilization review, and quality and process improvements.
- Monitors the service levels of care, client populations, and demographics as well as system deficiencies.
- Monitors compliance requirements.
- Performs contract management.
- Provides medical billing, accounts receivable, accounts payable, payroll, human resources, and budget support services.
- Coordinates communication and public information efforts for the Department.
- Monitors and enforces HIPAA privacy and security rules and regulations.
- Administers department facilities support activities.
- Responsible for occupational and building safety activities.
- Serves as department liaison with Information Technology Department including maintaining electronic health record (Raintree, DrCloudEHR).
- Manages the department fleet vehicles.
- Provides fiscal administration for five specialty court grants.
- Coordinates and administers the Marion County Ambulance Services Area (ASA).

Program Summary

Health and Human Services

Program: HE Administrative Services

	FY 21-22 ACTUAL	FY 22-23 ACTUAL	FY 23-24 BUDGET	FY 24-25 PROPOSED	+/- %
RESOURCES					
Intergovernmental Federal	341,727	468,567	308,350	0	-100.0%
Intergovernmental State	1,412,095	1,808,603	3,686,861	2,910,539	-21.1%
Charges for Services	3,045,197	4,290,403	1,396,889	1,167,895	-16.4%
Admin Cost Recovery	(53,970)	(33,532)	(290,000)	(557,000)	92.1%
Interest	121,780	428,761	310,065	450,000	45.1%
Other Revenues	695	1,350	0	0	n.a.
General Fund Transfers	465,814	462,186	434,617	486,580	12.0%
Settlements	0	1,569,000	700,000	689,985	-1.4%
Financing Proceeds	113,114	0	0	0	n.a.
Net Working Capital	20,406,770	19,302,831	10,786,334	8,750,530	-18.9%
TOTAL RESOURCES	25,853,223	28,298,169	17,333,116	13,898,529	-19.8%
REQUIREMENTS					
Personnel Services	5,980,825	6,653,166	9,395,775	9,140,717	-2.7%
Materials and Services	2,928,410	3,204,191	2,250,092	2,897,553	28.8%
Administrative Charges	(4,834,923)	(6,006,731)	(6,998,121)	(7,591,102)	8.5%
Capital Outlay	113,114	0	0	0	n.a.
Debt Service Principal	127,024	0	0	0	n.a.
Debt Service Interest	22,387	(1,734)	0	0	n.a.
Transfers Out	492,779	7,717,322	1,688,167	1,132,240	-32.9%

MARION COUNTY FY 2024-25 BUDGET

BY DEPARTMENT

HEALTH AND HUMAN SERVICES

	FY 21-22 ACTUAL	FY 22-23 ACTUAL	FY 23-24 BUDGET	FY 24-25 PROPOSED	+/- %
Contingency	0	0	6,119,153	5,319,121	-13.1%
Ending Fund Balance	0	0	4,878,050	3,000,000	-38.5%
TOTAL REQUIREMENTS	4,829,616	11,566,214	17,333,116	13,898,529	-19.8%
FTE	72.80	73.65	73.55	70.05	-4.8%

FTE By Position Title By Program

Program: HE Administrative Services	
Position Title	FTE
Accountant 1	1.00
Accounting Specialist	2.00
Administrative Assistant	4.00
Administrative Services Manager	1.00
Administrative Services Manager Sr	2.00
Budget Analyst 2	1.00
Clinical Supervisor 1	0.05
Clinical Supervisor 2	0.10
Communications Coordinator	1.00
Contracts Specialist	3.00
Data Specialist	3.00
Data Specialist Sr	1.00
Departmental Division Director	6.00
Deputy Health and Human Services Director	1.00
Health and Human Services Administrator	1.00
Management Analyst 1	9.00
Medical Billing Specialist	4.00
Office Manager	3.00
Office Manager Sr	4.00
Office Specialist 2	1.00
Office Specialist 2 (Bilingual)	4.00
Office Specialist 2 (Floater)	1.00
Office Specialist 2 (Floater) (Bilingual)	1.00
Office Specialist 3	4.00
Office Specialist 3 (Bilingual)	1.00
Office Specialist 4	1.00
Program Coordinator 1	3.00
Program Coordinator 2	2.80
Public Health Nurse 3	0.10
Public Health Nurse Pgm Manager	1.00
Quality Improvement Facilitator	1.00
Support Specialist (Non-IT)	2.00
Program HE Administrative Services FTE Total:	70.05

- In addition to the above there are 0.40 FTE temporary paid staff.
- FY 2024-25 FTE includes 1.55 General Fund positions.

MARION COUNTY FY 2024-25 BUDGET

BY DEPARTMENT

HEALTH AND HUMAN SERVICES

FTE Changes

The decrease in FTE is due to the elimination of vacant positions, in part due to consolidated reception in the new Health & Human Services building.

HE Administrative Services Program Budget Justification

RESOURCES

Intergovernmental Federal funding has been removed due to funding for the specialty courts now being funded with state resources. Intergovernmental State funding is decreasing mainly due to House Bill 2949 funds related to behavioral health workforce incentives that were received in FY 2022-23 and can be spent through the end of calendar year 2025. Charge for Services decreased due to the allocation of Medicaid per member per month (PMPM) being primarily allocated to service programs. Interest income has been increased due to rising interest rates and higher rates of return on county investments. The decrease in Settlements reflects national opioid settlement funding that was front loaded in FY 2022-23 to support services to individuals impacted by opioid use disorders.

REQUIREMENTS

Materials and Services is increasing due to contracts for security services at several locations and subscription services for our Electronic Health Records software that were covered by our BHRN grant in FY 2023-24. The decrease in Transfers Out is due to one-time capital construction costs for the new Health & Human Services building that were incurred in FY 2023-24. Contingency and Ending Fund Balance have been reduced due to the need to allocate Net Working Capital to other programs to cover one-time capital costs associated with the renovation for the new Behavioral Health Crisis Center as well as improvements needed for the 3180 Center St building to relocate our Child and Youth MH Services Program in FY 2024-25.

MARION COUNTY FY 2024-25 BUDGET

BY DEPARTMENT

HEALTH AND HUMAN SERVICES

KEY DEPARTMENT ACCOMPLISHMENTS

- After breaking ground in April 2022, Marion County Health & Human Services officially opened the doors to its newly constructed building on October 30th, 2023. Spanning 30,000 square feet, the building accommodates more than 120 personnel and welcomes community members seeking an array of services. These services include the Public Health Clinic, WIC (Women, Infants, and Children) program, Early Childhood Nursing, Environmental Health, Health Promotion & Prevention programs, as well as administrative functions.
- Children's Behavioral Health moved to a same day access (SDA) model on October 16th, 2023, to address the barrier to access to mental health for youth 0-17. This change in model was to be available when individuals were ready for services and decreased the high no show rate prior to Oct. 16th with a hope for better engagement into treatment. The ability for youth and families to get access to behavioral health supports the same day as requested has eliminated the need to schedule out into the future, with a goal of addressing immediate needs in the moment while they are engaged and actively seeking treatment.
- This year saw our Crisis Center expand programs to meet the Oregon Health Authority's new mandates of Mobile Response and Stabilization Services (MRSS). These principles are aligned with the work and vision of Marion County's Acute, Forensic, and Diversion teams to meet people where they are in their journey of mental health recovery and support their movement toward community stabilization. In addition to expanding the duties of our Youth and Family Crisis Services team to include stabilization services, we created Community Response Teams (CRT). These teams consist of behavioral health staff and peers who respond to 988 calls for support. CRT will respond to community members in their home or community location after the calls are vetted for staff safety. This is a response to people asking for help and is designed to come alongside the individual and support their choices for positive mental health interventions.
- The Public Health Early Intervention Services and Outreach (EISO) team implemented new written procedures for services to Adults in Custody (AIC). Training was updated and completed with staff. The first Jail outreach event saw 35 AICs and resulted in 10 rapid positive results. Our health officer was able to review results and provide a management plan, which we were able to send to the jail clinic staff for follow up. EISO and HIV prevention tested a total of 372 individuals for HIV this past year.
- This past year the Communicable Disease team began utilizing Health Educators alongside Nurses and epidemiologists to investigate and mitigate the spread of disease. The novel use of Health Educators being used successfully to investigate disease has led to CD managers across the state exploring how to implement this model.
- Marion County Health & Human Services has initiated a strategic planning endeavor aimed at redefining our mission, vision, and values while setting forth clear goals and objectives for the Department's future. This comprehensive process entails crafting a solicitation to engage a qualified consultant and collaborating closely with both internal and external stakeholders to shape the forthcoming five-year strategic blueprint.

MARION COUNTY FY 2024-25 BUDGET

BY DEPARTMENT

HEALTH AND HUMAN SERVICES

KEY INDICATORS

1: Prevention of Communicable Disease

Definition and Purpose

Many communicable diseases are vaccine preventable including measles, mumps, and chicken pox. Vaccines are safe, effective and covered by most insurance plans. Vaccines for Children, a federally funded program, make vaccines available free or at low cost to children who are uninsured or under-insured.

Significance

Achieving optimal childhood immunization levels in Marion County is a community effort and supports Marion County Strategic Plan Goal #3 - Behavioral & Community Health Needs. For various reasons, at any point in time, children may not be current on vaccines recommended for their age. Marion County Health and Human Services works with school districts and child care centers to review child immunization status through the school exclusion process. Marion County Health and Human Services also works alongside many community partners and convenes an immunization coalition to help protect the community against vaccine-preventable illnesses. Research shows that immunizing a large portion of the community or school creates a "herd immunity" that helps to stop widespread transmission that would be hazardous to those who are unable to be vaccinated.

Data Units Fiscal Year

School Exclusion Orders Issued: School exclusion rates reflect the immunization levels of children enrolled in licensed child care and K-12 schools.

FY 20-21 Actual	FY 21-22 Actual	FY 22-23 Actual	FY 23-24 Estimate	FY 24-25 Estimate
2,159	1,905	2,401	2,841	2,800

Data Units Calendar Year

Vaccines Available to the Public: Vaccines are offered at Health and Human Services offices in Salem, Silverton, Stayton, and Woodburn.

CY 2021 Actual	CY 2022 Actual	CY 2023 Actual	CY 2024 Estimate	CY 2025 Estimate
1,650	1,660	2,183	2,289	2,250

Marion County Immunization Rates

CY 2021 Actual	CY 2022 Actual	CY 2023 Actual	CY 2024 Estimate	CY 2025 Estimate
72%	71%	72%	70%	70%

Explanation of Trends and Changes

MCHHS vaccine numbers continue to be affected by the impacts of staffing challenges and on boarding of new workforce and vaccine delays by clients. MCHHS continues to encourage school-aged children to receive vaccines from their Primary Care Provider (PCP), so that child exams can be conducted simultaneously. MCHHS maintains the vital role of providing vaccines to uninsured and underinsured children, including those who are new to the community, have insurance lapses, and have not yet established a PCP. MCHHS works to coordinate immunization education, promotion, and administration with community partners such as school districts, CCOs, area clinics, and Community-Based Organizations.

MARION COUNTY FY 2024-25 BUDGET

BY DEPARTMENT

HEALTH AND HUMAN SERVICES

2: Prevention of Foodborne and Waterborne Illness

Definition and Purpose

Oregon state rules describe standards that aim to safeguard public health by providing consumers safe food and safe water for drinking and swimming. Regular and systematic inspection of food establishments, pools and spas helps to ensure that the operators of these establishments follow the standards mandated by the law.

Significance

Illness caused by pathogens can be spread to people by consuming contaminated food or water. Injury can occur when people consume foods with physical contaminants or are exposed to chemicals or equipment that is improperly maintained. An incident of contamination or an accident at a restaurant or pool may impact the health of large numbers of people. Marion County Environmental Health works in partnership with the Oregon Health Authority, food service and pool service industries and the general public to provide education for both consumers and operators, conducts inspections of facilities to make sure they meet minimum standards and assists in investigations of illness with the Marion County communicable disease team. This key indicator supports Marion County Strategic Plan Goal #3 - Behavioral & Community Health Needs.

Data Units Calendar Year

Restaurant Inspections: Restaurants are inspected twice annually.

CY 2021 Actual	CY 2022 Actual	CY 2023 Actual	CY 2024 Estimate	CY 2025 Estimate
1,209	2,694	3,415	3,515	3,500

Failed to Comply / Closed by the Health and Human Services / Closed Voluntarily: A closed restaurant may not reopen until it passes a re-inspection with a score of at least 80, with all critical violations corrected, and the operator presents the environmental health supervisor with a plan for how they will maintain a passing score in the future. Restaurants may choose to close voluntarily with approval of Marion County.

CY 2021 Actual	CY 2022 Actual	CY 2023 Actual	CY 2024 Estimate	CY 2025 Estimate
0 / 0 / 3	0 / 0 / 4	0 / 0 / 6	1 / 1 / 4	1 / 1 / 4

Pool and Spa Inspections / Closed by Health and Human Services: Year round facilities are inspected twice yearly; seasonal facilities are inspected annually.

CY 2020 Actual	CY 2021 Actual	CY 2022 Actual	CY 2023 Estimate	CY 2024 Estimate
108 / 14	223 / 53	296 / 59	315 / 55	320 / 60

Explanation of Trends and Changes

In 2023 the number of food facility inspections was 27% higher compared to 2022. This gain can be contributed to an increase in the number of all types of licensed food facilities and the addition of pre-opening inspections for the first time. Pool inspections also experienced an 8% increase due to the construction of new pools. Pool closures remained stable with 20% of inspections resulting in closure. The most common reason for closure was failure to maintain proper chemical levels.

MARION COUNTY FY 2024-25 BUDGET

BY DEPARTMENT

HEALTH AND HUMAN SERVICES

3: Mobile Crisis Services

Definition and Purpose

Health and Human Services receives funding from the Oregon Health Authority to divert persons with mental illness away from unnecessary criminal justice involvement or state hospital placement. A successful model for diversion is the use of mobile crisis teams; a deputy sheriff or police officer paired with a mental health specialist in a patrol car. These teams are dispatched to calls that appear to involve a person with a mental health concern. The mobile crisis teams work closely with the psychiatric crisis center to link individuals to the appropriate mental health and addictions services.

Significance

Mobile crisis teams are trained in crisis intervention skills to enhance their skills when engaging individuals who are experiencing a mental health crisis and at risk of arrest. The goal is to link those individuals to services and supports. This services is linked to the Marion County Strategic Plan Goal #3 - Behavioral & Community Health Needs. In addition to the better alternatives for those in crisis, linking persons to services, rather than criminal justice or hospital involvement, significantly reduces the costs associated with the jail, courts, and the state hospital.

Data Units Calendar Year

Mobile Crisis Contacts

CY 2021 Actual	CY 2022 Actual	CY 2023 Actual	CY 2024 Estimate	CY 2025 Estimate
229	477	927	1,000	1,000

Mobile Crisis Contacts Resulting in Arrest

CY 2021 Actual	CY 2022 Actual	CY 2023 Actual	CY 2024 Estimate	CY 2025 Estimate
4 (1.7%)	3 (0.6%)	16 (1.7%)	10 (1.0%)	10 (1.0%)

Explanation of Trends and Changes

Health and Human Services continues to build additional capacity to provide mobile crisis services throughout Marion County on a 24/7 basis. Enhanced funding for mobile crisis services has also changed the response model, requiring a two-person team of non-law enforcement professionals. These teams have been rebranded as Community Response Teams comprised of a mental health professional and certified recovery mentor. Marion County began shifting away from the law enforcement-based co-response model in late FY 2023-24 but is seeking additional funding sources that will enable the co-responder model with law enforcement to continue in FY 2024-25.

MARION COUNTY FY 2024-25 BUDGET

BY DEPARTMENT

HEALTH AND HUMAN SERVICES

Resources by Fund Detail

190 - Health and Human Services	Actual FY 21-22	Actual FY 22-23	Budget FY 23-24	Proposed FY 24-25
Intergovernmental Federal				
331212 Oregon Health Authority	0	2,625	0	0
331221 OHSU CaCoon Contract	77,698	77,698	77,698	77,698
331226 Oregon Criminal Justice Comm	212,044	468,567	308,350	0
331231 Oregon DHS Water Contract	93,319	87,571	89,422	89,422
331232 DHS Public Health Contract	5,511,948	4,499,973	6,532,246	4,927,131
331233 DHS Mental Health Contract	1,269,941	1,514,217	1,507,140	1,443,698
331401 Coronavirus Relief Fund	1,856,695	0	0	0
331404 County American Rescue Plan	1,046,694	500,000	0	0
331990 Other Federal Revenues	33,636	40,000	0	376,543
Intergovernmental Federal Total	10,101,975	7,190,651	8,514,856	6,914,492
Intergovernmental State				
332012 OLCC Alcohol and Drug	334,900	274,409	300,000	291,000
332036 Oregon Criminal Justice Comm	194,255	143,083	232,090	540,440
332060 Oregon DHS Health Contract	1,024,645	3,990,634	3,843,167	3,418,627
332061 Oregon DHS Mental Health	26,383,976	42,012,918	35,558,341	36,791,286
332068 Oregon Health Authority	266,538	105,336	50,000	15,400
332990 Other State Revenues	7,225	3,610	4,000	3,610
Intergovernmental State Total	28,211,539	46,529,990	39,987,598	41,060,363
Intergovernmental Local				
335500 MV Behavioral Care Network	382,955	0	0	0
Intergovernmental Local Total	382,955	0	0	0
Charges for Services				
341170 Witness Fees	62	124	0	0
341230 Client Fees	241,683	243,411	264,700	226,257
341232 Insurance Fees	186,776	221,364	204,175	195,300
341240 Food Service Fees	59,721	52,358	55,000	50,000
341330 Health Inspection Fees	946,507	1,088,942	1,025,000	1,150,000
341350 Birth and Death Certificates	496,579	497,294	495,000	497,500
341370 Medicaid Fees	1,404,752	2,182,477	1,574,750	1,583,110
341430 Copy Machine Fees	1	23	0	0
341750 Medicare Fees	402,427	368,096	478,950	336,650
342200 Property Leases	12,187	12,205	12,250	12,250
342910 Public Records Request Charges	1,134	817	0	1,000
344999 Other Reimbursements	75,306	22,229	9,945	12,886
345400 Document Fees	179	0	0	0
347401 Health Svcs to County Depts	486,693	247,494	268,075	417,857
347402 Health Svcs to Other Agencies	104,346	29,535	72,000	66,688
347403 Mental Health Services	77,012	72,156	75,250	70,100

MARION COUNTY FY 2024-25 BUDGET

BY DEPARTMENT

HEALTH AND HUMAN SERVICES

190 - Health and Human Services	Actual FY 21-22	Actual FY 22-23	Budget FY 23-24	Proposed FY 24-25
Charges for Services				
347405 Medicaid Admin Services	32,851	42,589	50,000	50,000
347407 Coordinated Care PMPM	14,660,978	16,665,392	19,387,049	20,544,470
347408 Coordinated Care FFS	4,790,385	7,118,435	4,363,000	5,197,333
347409 Coordinated Care QIM	344,481	844,829	581,633	568,000
Charges for Services Total	24,324,060	29,709,769	28,916,777	30,979,401
Interest				
361000 Investment Earnings	121,638	428,903	310,065	450,000
363000 Lease Interest Income	142	(142)	0	0
Interest Total	121,780	428,761	310,065	450,000
Other Revenues				
371000 Miscellaneous Income	570	26,350	0	0
372000 Over and Short	(316)	87	0	0
373100 Special Program Donations	500,642	0	2,000	500
Other Revenues Total	500,897	26,437	2,000	500
General Fund Transfers				
381100 Transfer from General Fund	3,347,854	3,195,189	3,569,733	3,667,008
General Fund Transfers Total	3,347,854	3,195,189	3,569,733	3,667,008
Settlements				
382200 OPIOID Settlements	0	1,569,000	700,000	689,985
Settlements Total	0	1,569,000	700,000	689,985
Financing Proceeds				
383500 OFS: Lease Financing	959,117	0	0	0
Financing Proceeds Total	959,117	0	0	0
Net Working Capital				
391000 Net Working Cap Restr Other	10,398,879	9,827,700	20,414,623	16,128,273
391100 Net Working Cap Restr Federal	0	658,126	752,839	703,549
392000 Net Working Capital Unrestr	10,009,137	9,436,367	6,369,162	6,787,219
Net Working Capital Total	20,408,016	19,922,192	27,536,624	23,619,041
Health and Human Services Total	88,358,193	108,571,990	109,537,653	107,380,790
Health and Human Services Grand Total	88,358,193	108,571,990	109,537,653	107,380,790

MARION COUNTY FY 2024-25 BUDGET

BY DEPARTMENT

HEALTH AND HUMAN SERVICES

Requirements by Fund Detail

190 - Health and Human Services	Actual FY 21-22	Actual FY 22-23	Budget FY 23-24	Proposed FY 24-25
Personnel Services				
Salaries and Wages				
511020 Salaries and Wages Budget Only	0	0	(913,834)	0
511110 Regular Wages	21,049,406	22,631,107	36,122,586	36,252,697
511115 Pandemic Recognition Pay	607,500	0	0	0
511120 Temporary Wages	948,767	604,665	328,805	231,269
511130 Vacation Pay	1,487,010	1,553,275	0	0
511140 Sick Pay	1,151,502	1,279,228	0	0
511141 Emergency Sick Pay	214,783	973	0	0
511150 Holiday Pay	1,374,151	1,487,946	0	0
511160 Comp Time Pay	118,062	133,103	0	0
511180 Differential Pay	21,442	21,781	0	0
511181 Wage Enhancement	0	7,488	100,000	35,000
511210 Compensation Credits	188,776	188,422	189,114	193,315
511220 Pager Pay	60,623	56,728	48,150	64,050
511240 Leave Payoff	247,643	211,062	0	0
511270 Leadworker Pay	138	0	0	0
511290 Health Insurance Waiver Pay	72,916	66,460	60,000	96,000
511410 Straight Pay	30,912	44,567	9,400	22,800
511420 Premium Pay	383,780	475,772	88,000	192,800
511450 Premium Pay Temps	14,565	10,150	9,000	8,400
511500 Moving Expense Reimbursement	0	0	25,000	25,000
511510 Relocation Bonus	0	0	50,000	35,000
511520 Retention Bonus	0	117,244	300,000	200,000
511530 Tuition Reimbursement Taxable	0	0	25,000	0
Salaries and Wages Total	27,971,975	28,889,971	36,441,221	37,356,331
Fringe Benefits				
512010 Fringe Benefits Budget Only	0	0	(502,886)	0
512110 PERS	5,791,101	5,916,626	9,175,222	9,193,425
512120 401K	125,871	142,661	168,464	178,661
512130 PERS Debt Service	1,603,793	1,929,323	1,688,264	2,059,326
512200 FICA	2,036,724	2,163,301	2,796,815	2,803,081
512300 Paid Leave Oregon	0	63,781	147,242	146,995
512310 Medical Insurance	6,593,954	6,879,430	9,447,148	8,962,284
512320 Dental Insurance	528,936	556,782	802,948	754,572
512330 Group Term Life Insurance	45,686	48,817	62,341	65,727
512340 Long Term Disability Insurance	93,178	98,780	129,721	136,803
512400 Unemployment Insurance	84,115	84,432	54,584	54,836
512520 Workers Comp Insurance	8,284	8,299	16,826	16,200

MARION COUNTY FY 2024-25 BUDGET

BY DEPARTMENT

HEALTH AND HUMAN SERVICES

190 - Health and Human Services	Actual FY 21-22	Actual FY 22-23	Budget FY 23-24	Proposed FY 24-25
Personnel Services				
512600 Wellness Program	16,154	16,427	22,400	21,640
512610 Employee Assistance Program	15,072	15,432	20,765	20,066
512700 County HSA Contributions	56,522	58,352	0	73,204
Fringe Benefits Total	16,999,390	17,982,442	24,029,854	24,486,820
Personnel Services Total	44,971,365	46,872,413	60,471,075	61,843,151
Materials and Services				
Supplies				
521010 Office Supplies	141,898	146,898	138,697	131,075
521030 Field Supplies	1,053	1,012	150	1,200
521040 Institutional Supplies	0	(1)	0	0
521050 Janitorial Supplies	24,138	37,091	25,280	43,380
521060 Electrical Supplies	0	0	500	100
521070 Departmental Supplies	78,068	115,718	108,725	83,450
521080 Food Supplies	28,053	47,622	36,930	43,525
521090 Uniforms and Clothing	1,446	542	875	2,000
521100 Medical Supplies	58,869	28,277	38,057	33,476
521110 First Aid Supplies	14	278	270	750
521120 Drugs	141,723	120,255	154,730	134,267
521140 Vaccines	15,143	13,176	18,500	19,500
521170 Educational Supplies	64,050	139,186	19,270	44,200
521190 Publications	3,262	1,327	1,300	3,900
521210 Gasoline	27,554	36,033	29,355	48,315
521300 Safety Clothing	0	91	185	300
521310 Safety Equipment	0	0	0	200
Supplies Total	585,272	687,505	572,824	589,638
Materials				
522060 Sign Materials	230	0	0	250
522100 Parts	134	0	0	100
522110 Batteries	0	108	0	500
522150 Small Office Equipment	175,140	102,824	890,894	65,100
522160 Small Departmental Equipment	158,368	140,904	53,698	35,100
522170 Computers Non Capital	201,541	181,711	65,580	332,491
522180 Software	12,786	22,811	32,850	19,000
Materials Total	548,198	448,358	1,043,022	452,541
Communications				
523010 Telephone Equipment	5,965	2,914	4,450	3,200
523015 Video Security Equipment	15,612	103,100	16,150	15,150
523020 Phone and Communication Svcs	85,509	44,854	49,286	57,775
523030 Fax	0	68	140	75
523040 Data Connections	232,856	291,167	248,171	305,500

MARION COUNTY FY 2024-25 BUDGET

BY DEPARTMENT

HEALTH AND HUMAN SERVICES

190 - Health and Human Services	Actual FY 21-22	Actual FY 22-23	Budget FY 23-24	Proposed FY 24-25
Materials and Services				
523050 Postage	7,691	5,662	8,400	7,450
523060 Cellular Phones	274,251	213,591	216,655	223,045
523090 Long Distance Charges	4,841	2,359	0	2,100
Communications Total	626,725	663,716	543,252	614,295
Utilities				
524010 Electricity	170,118	195,023	229,535	273,911
524020 City Operations and St Lights	1,086	1,723	1,619	3,418
524040 Natural Gas	14,076	26,086	12,650	64,762
524050 Water	10,363	11,946	14,910	18,226
524070 Sewer	16,544	22,505	23,831	35,276
524090 Garbage Disposal and Recycling	16,985	17,819	15,885	35,588
Utilities Total	229,172	275,104	298,430	431,181
Contracted Services				
525110 Consulting Services	64,752	0	0	0
525150 Audit Services	0	6,500	0	6,500
525152 Accounting Services	189,339	66,104	12,912	1,000
525154 Third Party Administrators	223,366	247,476	184,707	16,475
525155 Credit Card Fees	5,464	6,861	9,705	6,800
525156 Bank Services	0	2	0	0
525175 Temporary Staffing	27,432	0	0	6,000
525210 Medical Services	1,443,235	1,318,480	1,733,130	2,502,716
525211 Psychiatric Services	0	0	50,538	81,000
525220 Hospital Services	0	0	0	1,000
525225 Ambulance Services	630	0	0	0
525235 Laboratory Services	494,601	177,430	188,630	123,250
525236 Drug Testing	93,339	131,748	130,586	326,867
525240 XRay Services	158	0	0	0
525246 Transcription Services	16,348	7,946	20,100	5,000
525295 Health Providers	1,779,922	1,771,712	2,192,508	1,433,156
525310 Laundry Services	7,449	13,622	13,590	21,042
525320 Food Services	0	21	0	1,300
525330 Transportation Services	13,366	49,489	106,862	28,040
525335 Housing Subsidies	0	0	45,980	716,892
525350 Janitorial Services	254,507	279,949	243,550	271,086
525355 Engineering Services	0	1,571	0	0
525430 Programming and Data Services	0	604	0	0
525440 Client Assistance	412,017	440,065	567,453	1,081,408
525449 Microsoft 365	0	0	0	275,603
525450 Subscription Services	1,153,511	797,783	705,357	687,597
525540 Witnesses	83	0	0	0
525555 Security Services	342,080	462,032	320,600	506,000

MARION COUNTY FY 2024-25 BUDGET

BY DEPARTMENT

HEALTH AND HUMAN SERVICES

190 - Health and Human Services	Actual FY 21-22	Actual FY 22-23	Budget FY 23-24	Proposed FY 24-25
Materials and Services				
525710 Printing Services	27,997	49,918	21,965	35,120
525715 Advertising	5,108	57,186	20,800	45,592
525735 Mail Services	45,134	21,969	19,305	20,725
525740 Document Disposal Services	35,051	44,944	42,905	51,222
525770 Interpreters and Translators	61,966	75,745	59,775	95,383
525930 Fair Events and Activities	0	358	400	400
525952 Distributions to Subrecipients	0	500,000	0	0
525991 Match Payments	156,425	181,295	175,000	34,000
525999 Other Contracted Services	2,354,266	2,636,232	7,477,604	3,230,434
Contracted Services Total	9,207,548	9,347,040	14,343,962	11,611,608
Repairs and Maintenance				
526010 Office Equipment Maintenance	204	150	800	250
526011 Dept Equipment Maintenance	4,417	2,854	2,190	4,610
526012 Vehicle Maintenance	7,723	7,382	39,758	19,250
526020 Computer Hardware Maintenance	1,220	1,414	2,430	2,250
526021 Computer Software Maintenance	155,017	595,573	98,989	102,320
526022 Telephone Maintenance	45,926	14,395	14,752	15,000
526030 Building Maintenance	97,180	139,802	70,481	80,925
526040 Remodels and Site Improvements	76,041	0	7,750	7,500
526050 Grounds Maintenance	11,766	29,017	25,295	24,907
Repairs and Maintenance Total	399,493	790,587	262,445	257,012
Rentals				
527100 Vehicle Rental	116,197	110,398	112,945	0
527110 Fleet Leases	119,502	119,908	125,264	217,161
527120 Motor Pool Mileage	21,578	46,274	43,625	58,930
527130 Parking	89	399	210	2,005
527140 County Parking	660	660	660	660
527200 Building Rental County	0	910	910	1,000
527210 Building Rental Private	2,007,221	2,260,148	2,165,749	2,120,835
527300 Equipment Rental	135,022	146,769	145,120	140,950
527310 Fair Equipment Rentals	0	0	0	200
527999 GASB 87 Adjustment	(1,428,288)	0	0	0
Rentals Total	971,981	2,685,467	2,594,483	2,541,741
Insurance				
528110 Liability Insurance Premiums	500	500	1,000	500
528140 Malpractice Insurance Premiums	46,848	51,218	70,000	57,555
528410 Liability Claims	0	274	500	0

MARION COUNTY FY 2024-25 BUDGET

BY DEPARTMENT

HEALTH AND HUMAN SERVICES

190 - Health and Human Services	Actual FY 21-22	Actual FY 22-23	Budget FY 23-24	Proposed FY 24-25
Materials and Services				
528415 First Party Property Claims	1,853	3,961	0	0
Insurance Total	49,201	55,953	71,500	58,055
Miscellaneous				
529110 Mileage Reimbursement	43,265	85,409	77,067	104,716
529120 Commercial Travel	2,528	6,626	6,900	4,375
529130 Meals	892	3,818	4,235	10,750
529140 Lodging	2,804	26,552	18,960	38,225
529210 Meetings	2,910	5,662	7,907	9,160
529220 Conferences	1,734	25,946	9,700	19,255
529230 Training	45,406	171,531	149,097	66,672
529250 Tuition Reimbursement	1,000	6,492	78,000	50,000
529300 Dues and Memberships	75,687	80,709	87,218	88,283
529650 Pre Employment Costs	25,622	32,917	27,149	34,440
529740 Fairs and Shows	206	11,885	12,030	15,550
529840 Professional Licenses	125	1,366	65	3,220
529860 Permits	0	0	0	50
529880 Recording Charges	0	111	0	0
529910 Awards and Recognition	3,757	18,111	20,500	3,000
529990 Taxes and Penalties	0	24,527	0	0
529998 Retroactive PERS Adjustments	0	0	0	150
529999 Miscellaneous Expense	176,739	158,856	366,073	317,288
Miscellaneous Total	382,673	660,518	864,901	765,134
Materials and Services Total	13,000,263	15,614,247	20,594,819	17,321,205
Administrative Charges				
611100 County Admin Allocation	591,535	701,003	915,779	977,015
611200 BS Admin Allocation	0	0	0	255,480
611210 Facilities Mgt Allocation	246,579	274,835	546,427	463,923
611220 Custodial Allocation	258,181	177,608	396,661	314,489
611230 Courier Allocation	22,836	41,215	42,779	38,321
611240 Grounds Maintenance Allocation	0	0	0	60,300
611250 Risk Management Allocation	107,572	89,254	101,067	93,724
611260 Human Resources Allocation	819,378	891,013	1,082,995	1,226,928
611300 Legal Services Allocation	171,190	237,070	321,253	368,647
611400 Information Tech Allocation	1,631,843	1,786,925	1,959,953	1,994,562
611410 FIMS Allocation	571,315	756,410	678,376	781,679
611420 Telecommunications Allocation	213,444	215,994	149,636	120,959
611430 Technology Solution Allocation	577,296	459,045	542,549	888,762
611600 Finance Allocation	885,593	983,995	1,122,968	1,162,476
611800 MCBEE Allocation	1,770	1,417	595,131	689,138

MARION COUNTY FY 2024-25 BUDGET

BY DEPARTMENT

HEALTH AND HUMAN SERVICES

190 - Health and Human Services	Actual FY 21-22	Actual FY 22-23	Budget FY 23-24	Proposed FY 24-25
Administrative Charges				
612100 IT Equipment Use Charges	276,345	284,336	130,796	383,943
614100 Liability Insurance Allocation	216,700	252,000	264,300	364,900
614200 WC Insurance Allocation	191,900	194,399	190,700	231,300
Administrative Charges Total	6,783,477	7,346,519	9,041,370	10,416,546
Capital Outlay				
534150 Building Acquisitions	0	2,401,911	0	0
534600 Site Improvements	0	95,670	54,236	0
538100 Lease expense	959,117	0	0	0
539100 Uncapitalized FM Project Costs	0	3,782	31,045	0
539300 Uncapitalized Comms Proj Costs	0	10,850	0	0
Capital Outlay Total	959,117	2,512,212	85,281	0
Debt Service Principal				
541200 Lease Financing Principal	1,278,491	0	0	0
Debt Service Principal Total	1,278,491	0	0	0
Debt Service Interest				
542200 Lease Interest	162,790	(12,992)	0	0
Debt Service Interest Total	162,790	(12,992)	0	0
Transfers Out				
561125 Transfer to Juvenile Grants	0	3,461	111,988	0
561130 Transfer to Public Works	0	104,759	0	0
561410 Transfer to Debt Service	368,262	1,147,124	1,200,281	1,500,502
561455 Xfer to Facility Renovation	774,561	6,886,993	1,371,950	2,820,657
561480 Xfer to Capital Impr Projects	137,676	347,184	921,500	1,224,650
561595 Transfer to Fleet Management	0	213,447	515,245	336,336
Transfers Out Total	1,280,499	8,702,969	4,120,964	5,882,145
Contingency				
571010 Contingency	0	0	9,596,094	8,317,743
Contingency Total	0	0	9,596,094	8,317,743
Ending Fund Balance				
573010 Unapprop Ending Fund Balance	0	0	5,628,050	3,600,000
Ending Fund Balance Total	0	0	5,628,050	3,600,000
Health and Human Services Total	68,436,001	81,035,366	109,537,653	107,380,790
Health and Human Services Grand Total	68,436,001	81,035,366	109,537,653	107,380,790

HUMAN RESOURCES



MISSION STATEMENT

We are a team of dedicated professionals committed to creating a workplace that is characterized by integrity, open communication, personal accountability, trust, and mutual respect, while fostering a healthy and diverse workforce. We will seek to provide innovative solutions that support and optimize the talent of the organization and the principles of Marion County.

GOALS AND OBJECTIVES

Goal 1 Provide quality, informed, proactive engagement, guidance, and counsel to Marion County employees and increase HR subject matter expertise.

Objective 1 Establish proficiency in key HR functions to provide exceptional HR service.

Objective 2 Enhance HR organizational structure to increase collaboration and expertise of the HR team.

Objective 3 Strengthen regular communication and collaboration with county departments.

Goal 2 Conduct a training needs assessment and expand training opportunities to all staff, resulting in a more informed and educated county workforce. Support and promote outreach activities and employee engagement strategies, resulting in improved employee retention.

Objective 1 Build a stronger workforce by providing employees with increased options around wellness opportunities, training and development resources.

Goal 3 Centralize initial offers of employment at the HR Department.

Objective 1 Create a consistent and centralized process and reduce discrepancies and errors to reduce liability for the County.

Goal 4 Develop a HR department strategic plan which identifies goals and objectives.

Objective 1 Become a more effective team and support employees to build upon their accomplishments and achievements while supporting the mission of the department and Marion County.

MARION COUNTY FY 2024-25 BUDGET

BY DEPARTMENT

HUMAN RESOURCES

Goal 5 Utilize data analytics to inform, measure and provide insight on county performance and employee engagement that results in improved customer service and proactive HR decision-making for all departments.

Objective 1 Share data analytics with department leadership to help educate managers and supervisors so they have a better understanding of their workforce; identify current best practices while striving for innovative change.

MARION COUNTY FY 2024-25 BUDGET

BY DEPARTMENT

HUMAN RESOURCES

DEPARTMENT OVERVIEW

The Human Resources Department provides comprehensive, timely employment practices and services including recruitment, classification and compensation, employee and labor relations, training and development, workforce planning and development, leave administration, and benefits and wellness as well as opportunities to provide volunteer services. The Human Resources Department provides these services through the following three programs: Administration, Benefits and Wellness, and Workforce Development.

RESOURCE AND REQUIREMENT SUMMARY

Human Resources	FY 21-22 ACTUAL	FY 22-23 ACTUAL	FY 23-24 BUDGET	FY 24-25 PROPOSED	+/- %
RESOURCES					
Intergovernmental Federal	39,164	0	0	0	n.a.
Charges for Services	68,784	90,892	89,469	90,149	0.8%
Admin Cost Recovery	2,564,813	2,724,349	3,302,774	3,723,402	12.7%
Other Revenues	0	510	0	0	n.a.
Net Working Capital	0	(165)	0	0	n.a.
TOTAL RESOURCES	2,672,761	2,815,586	3,392,243	3,813,551	12.4%
REQUIREMENTS					
Personnel Services					
Salaries and Wages	1,388,756	1,377,897	1,607,835	1,785,887	11.1%
Fringe Benefits	773,336	826,139	969,764	1,038,507	7.1%
Total Personnel Services	2,162,092	2,204,036	2,577,599	2,824,394	9.6%
Materials and Services					
Supplies	2,112	2,029	4,125	4,125	0.0%
Materials	1,227	6,675	8,681	16,485	89.9%
Communications	6,065	6,193	9,930	9,930	0.0%
Utilities	13,123	14,739	15,982	15,646	-2.1%
Contracted Services	223,953	234,311	256,252	282,895	10.4%
Repairs and Maintenance	572	3,218	3,700	3,700	0.0%
Rentals	17,650	20,149	23,817	34,051	43.0%
Miscellaneous	12,919	22,835	83,665	80,661	-3.6%
Total Materials and Services	277,621	310,149	406,152	447,493	10.2%
Administrative Charges	233,146	301,468	408,492	541,664	32.6%
Debt Service Interest	67	(67)	0	0	n.a.
TOTAL REQUIREMENTS	2,672,926	2,815,586	3,392,243	3,813,551	12.4%
FTE	19.00	19.00	19.00	20.00	5.3%

MARION COUNTY FY 2024-25 BUDGET

BY DEPARTMENT

HUMAN RESOURCES

FUNDS

Fund Name	FY 21-22 ACTUAL	FY 22-23 ACTUAL	FY 23-24 BUDGET	FY 24-25 PROPOSED	% of Total
RESOURCES					
FND 580 Central Services	2,672,761	2,815,586	3,392,243	3,813,551	100.0%
TOTAL RESOURCES	2,672,761	2,815,586	3,392,243	3,813,551	100.0%
REQUIREMENTS					
FND 580 Central Services	2,672,926	2,815,586	3,392,243	3,813,551	100.0%
TOTAL REQUIREMENTS	2,672,926	2,815,586	3,392,243	3,813,551	100.0%

PROGRAMS

	FY 21-22 ACTUAL	FY 22-23 ACTUAL	FY 23-24 BUDGET	FY 24-25 PROPOSED	+/- %
RESOURCES					
HR Administration	1,450,962	1,335,866	1,727,239	2,050,537	18.7%
Benefits and Wellness	462,185	562,508	601,544	637,008	5.9%
Workforce Development	759,614	917,212	1,063,460	1,126,006	5.9%
TOTAL RESOURCES	2,672,761	2,815,586	3,392,243	3,813,551	12.4%
REQUIREMENTS					
HR Administration	1,451,127	1,335,866	1,727,239	2,050,537	18.7%
Benefits and Wellness	462,185	562,508	601,544	637,008	5.9%
Workforce Development	759,614	917,212	1,063,460	1,126,006	5.9%
TOTAL REQUIREMENTS	2,672,926	2,815,586	3,392,243	3,813,551	12.4%

MARION COUNTY FY 2024-25 BUDGET

BY DEPARTMENT

HUMAN RESOURCES

HR Administration Program

- Provides leadership, strategic direction, planning, and policy development for the department.
- Collaborates and partners with Board of Commissioners and department heads to support their respective missions.
- Manages collective bargaining agreements and labor relations.
- Provides departments with support needed to cultivate meaningful volunteer experiences for members of the public.

Program Summary

Human Resources	Program: HR Administration				
	FY 21-22 ACTUAL	FY 22-23 ACTUAL	FY 23-24 BUDGET	FY 24-25 PROPOSED	+/- %
RESOURCES					
Intergovernmental Federal	21,535	0	0	0	n.a.
Charges for Services	14,535	20,428	23,335	23,335	0.0%
Admin Cost Recovery	1,414,892	1,315,603	1,703,904	2,027,202	19.0%
Net Working Capital	0	(165)	0	0	n.a.
TOTAL RESOURCES	1,450,962	1,335,866	1,727,239	2,050,537	18.7%
REQUIREMENTS					
Personnel Services	1,162,399	1,114,622	1,403,971	1,624,831	15.7%
Materials and Services	55,514	68,165	106,767	127,790	19.7%
Administrative Charges	233,146	153,145	216,501	297,916	37.6%
Debt Service Interest	67	(67)	0	0	n.a.
TOTAL REQUIREMENTS	1,451,127	1,335,866	1,727,239	2,050,537	18.7%
FTE	10.00	10.00	10.00	11.00	10.0%

FTE By Position Title By Program

Program: HR Administration	
Position Title	FTE
Administrative Assistant (Confidential)	1.00
Chief Human Resources Officer	1.00
Human Resources Analyst	1.00
Human Resources Analyst Sr	3.00
Human Resources Information Systems Analyst	1.00
Human Resources Specialist	2.00
Labor and Employee Relations Manager	1.00
Volunteer Services Coordinator	1.00
Program HR Administration FTE Total:	11.00

FTE Changes

The increase of 1.00 FTE is due to an addition of Labor and Employee Relations Manager position.

HR Administration Program Budget Justification

RESOURCES

The HR Administration program is primarily funded through administrative cost recovery. Charges for Services resources reflects HR services provided to the Marion County Housing Authority.

MARION COUNTY FY 2024-25 BUDGET

BY DEPARTMENT

HUMAN RESOURCES

REQUIREMENTS

Personnel Services increased due to normal step increases and related fringe benefit increases.

MARION COUNTY FY 2024-25 BUDGET

BY DEPARTMENT

HUMAN RESOURCES

Benefits and Wellness Program

- Oversees and maintains employee benefits by administering the county Benefit Plan Rules and Wellness Program.

Program Summary

Human Resources

Program: Benefits and Wellness

	FY 21-22 ACTUAL	FY 22-23 ACTUAL	FY 23-24 BUDGET	FY 24-25 PROPOSED	+/- %
RESOURCES					
Intergovernmental Federal	7,359	0	0	0	n.a.
Charges for Services	54,249	42,767	0	0	n.a.
Admin Cost Recovery	400,578	519,231	601,544	637,008	5.9%
Other Revenues	0	510	0	0	n.a.
TOTAL RESOURCES	462,185	562,508	601,544	637,008	5.9%
REQUIREMENTS					
Personnel Services	321,800	356,718	380,801	385,339	1.2%
Materials and Services	140,385	153,645	159,470	170,421	6.9%
Administrative Charges	0	52,144	61,273	81,248	32.6%
TOTAL REQUIREMENTS	462,185	562,508	601,544	637,008	5.9%
FTE	3.00	3.00	3.00	3.00	0.0%

FTE By Position Title By Program

Program: Benefits and Wellness	
Position Title	FTE
Human Resources Analyst	1.00
Human Resources Specialist	1.00
Human Resources Specialist Sr	1.00
Program Benefits and Wellness FTE Total:	3.00

FTE Changes

There are no changes in FTE.

Benefits and Wellness Program Budget Justification

RESOURCES

The Benefits and Wellness program is primarily funded through administrative cost recovery.

REQUIREMENTS

Personnel Services increased due to normal step increases and related fringe benefit increases.

MARION COUNTY FY 2024-25 BUDGET

BY DEPARTMENT

HUMAN RESOURCES

Workforce Development Program

- Provides enterprise-wide training and development to county employees.
- Provides enterprise recruitment and screening services.
- Maintains the enterprise's Human Resources Management System (HRIS).

Program Summary

Human Resources	Program: Workforce Development				
	FY 21-22 ACTUAL	FY 22-23 ACTUAL	FY 23-24 BUDGET	FY 24-25 PROPOSED	+/- %
RESOURCES					
Intergovernmental Federal	10,271	0	0	0	n.a.
Charges for Services	0	27,697	66,134	66,814	1.0%
Admin Cost Recovery	749,344	889,515	997,326	1,059,192	6.2%
TOTAL RESOURCES	759,614	917,212	1,063,460	1,126,006	5.9%
REQUIREMENTS					
Personnel Services	677,893	732,695	792,827	814,224	2.7%
Materials and Services	81,721	88,338	139,915	149,282	6.7%
Administrative Charges	0	96,179	130,718	162,500	24.3%
TOTAL REQUIREMENTS	759,614	917,212	1,063,460	1,126,006	5.9%
FTE	6.00	6.00	6.00	6.00	0.0%

FTE By Position Title By Program

Program: Workforce Development	
Position Title	FTE
Human Resources Manager	1.00
Human Resources Specialist	3.00
Training & Development Coordinator	1.00
Workforce Development Coordinator	1.00
Program Workforce Development FTE Total:	6.00

FTE Changes

There are no changes in FTE.

Workforce Development Program Budget Justification

RESOURCES

Workforce Development program is funded through administrative cost recovery. Charges for Services resources is an annual assessment to each department, per FTE, for services provided by the Workforce Development program.

REQUIREMENTS

Personnel Services increased due to normal step increases and related fringe benefit increases.

MARION COUNTY FY 2024-25 BUDGET
BY DEPARTMENT
HUMAN RESOURCES

KEY DEPARTMENT ACCOMPLISHMENTS

- The Workforce Development Unit, in partnership with various departments, facilitated a Marion County 'Careers over Coffee' event to promote job opportunities. This event was a success and resulted in community engagement and increased applications for open positions.
- The Recruitment Unit processed over 781 recruitments and screened over 10,659 applications.
- The Training and Development Unit conducted a total of 62 management training classes.
- The Workforce Development and Benefits and Wellness Units partnered to plan and host a 5K Family Fun Run, Walk, & Roll event to promote wellness and employee engagement. This event was well attended by employees and their family members.
- The Volunteer Services Unit oversaw recruitment, training, and management of over 1,320 community volunteers.
- The HRIS Unit increased the utilization of data analytics to help understand trends in our workforce to guide business decisions.
- HR negotiated a contract with the new Marion County Deputy District Attorneys Association.
- The Recruitment Unit piloted AI software to target hard-to-fill positions, including behavioral health care positions.

MARION COUNTY FY 2024-25 BUDGET

BY DEPARTMENT

HUMAN RESOURCES

KEY INDICATORS

1: Employee Retention Rate

Definition and Purpose

The retention rate reflects the stability of the Marion County workforce. The retention rate is calculated by determining the percentage of regular employees (excluding temporary employees) who were retained throughout the fiscal year. A stable workforce reduces the costs associated with turnover and generally improves customer service.

Significance

Retention rates measure the stability of the workforce. Low employee retention rates may indicate the need for evaluation and remediation to decrease turnover rates. This indicator supports the Marion County Strategic Plan Goal #6 - Operational Efficiency and Quality Service to provide efficient, effective, and responsive government through stewardship and accountability. High retention rates reflect employee satisfaction and morale as well as ensures continuity of services and expertise.

Data Units Fiscal Year

FY 20-21 Actual	FY 21-22 Actual	FY 22-23 Actual	FY 23-24 Estimate	FY 24-25 Estimate
86.7%	80.6%	80.7%	85.6%	84.8%

Explanation of Trends and Changes

Due to the pandemic, the total retention rate dipped in FY 21-22 and FY 22-23. We predict an overall increase to retention in FY 23-24 as we have recovered slightly due to an increased focus on recruitment, training, and professional development opportunities for employees. Retirements coming up in the next fiscal year along with improvements in the job market will continue to present challenges regarding retention; however, we are predicting the retention rate to remain somewhat steady going into FY 24-25. The retention rate applies to regular full-time and part-time regular employees; this excludes seasonal and other temporary employees.

2: Average Years of Service

Definition and Purpose

The average years of service reflects the longevity of the Marion County workforce (excluding temporary employees). A stable workforce maintains historical institutional knowledge while fostering opportunities for professional development and career growth.

Significance

Average years of service directly impacts the overall health and stability of the Marion County workforce. Long term employees develop a strong knowledge base allowing for more thorough training for newer employees, resulting in higher productivity and consistent quality of customer service to the employees and citizens of Marion County.

MARION COUNTY FY 2024-25 BUDGET
BY DEPARTMENT
HUMAN RESOURCES

Data Units Fiscal Year

FY 20-21 Actual	FY 21-22 Actual	FY 22-23 Actual	FY 23-24 Estimate	FY 24-25 Estimate
8.76	8.81	8.64	8.37	8.49

Explanation of Trends and Changes

Average years of service has maintained fairly consistent levels over the past several fiscal years. We predict that the average years of service will continue to be stable due to both the economy and job markets. In addition, an increased focus on retention strategies including professional development opportunities should, in time, slowly increase the average years of service.

MARION COUNTY FY 2024-25 BUDGET

BY DEPARTMENT

HUMAN RESOURCES

Resources by Fund Detail				
580 - Central Services	Actual FY 21-22	Actual FY 22-23	Budget FY 23-24	Proposed FY 24-25
Intergovernmental Federal				
331404 County American Rescue Plan	39,164	0	0	0
Intergovernmental Federal Total	39,164	0	0	0
Charges for Services				
344999 Other Reimbursements	0	15,440	0	0
347101 Central Svcs to Other Agencies	14,535	20,428	23,335	23,335
348700 Wellness Program	54,249	55,024	66,134	66,814
Charges for Services Total	68,784	90,892	89,469	90,149
Admin Cost Recovery				
411260 Human Resources Allocation	2,564,813	2,724,349	3,302,774	3,723,402
Admin Cost Recovery Total	2,564,813	2,724,349	3,302,774	3,723,402
Other Revenues				
371000 Miscellaneous Income	0	510	0	0
Other Revenues Total	0	510	0	0
Net Working Capital				
392000 Net Working Capital Unrestr	0	(165)	0	0
Net Working Capital Total	0	(165)	0	0
Central Services Total	2,672,761	2,815,586	3,392,243	3,813,551
Human Resources Grand Total	2,672,761	2,815,586	3,392,243	3,813,551

MARION COUNTY FY 2024-25 BUDGET

BY DEPARTMENT

HUMAN RESOURCES

Requirements by Fund Detail

580 - Central Services	Actual FY 21-22	Actual FY 22-23	Budget FY 23-24	Proposed FY 24-25
Personnel Services				
Salaries and Wages				
511110 Regular Wages	1,125,167	1,143,898	1,590,010	1,759,922
511115 Pandemic Recognition Pay	25,500	0	0	0
511120 Temporary Wages	0	6,551	0	2,838
511130 Vacation Pay	66,900	78,852	0	0
511140 Sick Pay	57,141	51,022	0	0
511141 Emergency Sick Pay	4,245	0	0	0
511150 Holiday Pay	70,218	65,930	0	0
511160 Comp Time Pay	1,307	5,861	0	0
511210 Compensation Credits	7,664	8,214	8,625	9,127
511240 Leave Payoff	19,370	8,047	0	0
511290 Health Insurance Waiver Pay	9,728	8,628	7,200	12,000
511420 Premium Pay	1,516	892	2,000	2,000
Salaries and Wages Total	1,388,756	1,377,897	1,607,835	1,785,887
Fringe Benefits				
512010 Fringe Benefits Budget Only	0	0	771	790
512110 PERS	301,124	318,089	401,462	445,978
512120 401K	25,723	24,292	32,484	37,027
512130 PERS Debt Service	63,271	77,317	73,868	99,898
512200 FICA	99,887	102,564	121,571	135,096
512300 Paid Leave Oregon	0	3,022	6,423	7,135
512310 Medical Insurance	243,535	259,900	289,152	268,686
512320 Dental Insurance	20,248	21,444	24,576	22,656
512330 Group Term Life Insurance	2,373	2,405	2,762	3,211
512340 Long Term Disability Insurance	4,767	4,894	5,753	6,688
512400 Unemployment Insurance	4,171	4,023	2,409	2,672
512520 Workers Comp Insurance	353	344	570	630
512600 Wellness Program	716	693	760	800
512610 Employee Assistance Program	668	651	703	740
512700 County HSA Contributions	6,500	6,500	6,500	6,500
Fringe Benefits Total	773,336	826,139	969,764	1,038,507
Personnel Services Total	2,162,092	2,204,036	2,577,599	2,824,394
Materials and Services				
Supplies				
521010 Office Supplies	1,336	1,422	2,300	2,300
521070 Departmental Supplies	617	527	775	775
521110 First Aid Supplies	0	0	50	50
521140 Vaccines	0	80	500	500

MARION COUNTY FY 2024-25 BUDGET

BY DEPARTMENT

HUMAN RESOURCES

580 - Central Services	Actual FY 21-22	Actual FY 22-23	Budget FY 23-24	Proposed FY 24-25
Materials and Services				
521190 Publications	160	0	500	500
Supplies Total	2,112	2,029	4,125	4,125
Materials				
522150 Small Office Equipment	465	88	1,060	1,060
522160 Small Departmental Equipment	142	645	3,250	3,250
522170 Computers Non Capital	591	5,451	3,500	11,304
522180 Software	30	491	871	871
Materials Total	1,227	6,675	8,681	16,485
Communications				
523040 Data Connections	420	674	500	500
523050 Postage	1,253	1,298	3,350	3,350
523060 Cellular Phones	4,230	4,093	5,940	5,940
523090 Long Distance Charges	161	128	140	140
Communications Total	6,065	6,193	9,930	9,930
Utilities				
524010 Electricity	11,568	13,073	14,147	13,368
524020 City Operations and St Lights	27	30	33	38
524040 Natural Gas	118	108	312	307
524050 Water	203	196	229	215
524070 Sewer	460	420	445	480
524090 Garbage Disposal and Recycling	746	912	816	1,238
Utilities Total	13,123	14,739	15,982	15,646
Contracted Services				
525110 Consulting Services	0	0	3,000	3,000
525160 Wellness Services	15,320	15,477	18,340	25,000
525449 Microsoft 365	0	0	0	10,240
525450 Subscription Services	76,988	77,501	85,657	93,611
525510 Legal Services	819	0	2,485	2,485
525620 Insurance Brokers	100,012	103,012	107,702	109,286
525630 Insurance Admin Services	21,702	26,146	21,328	21,328
525710 Printing Services	2,454	4,347	4,240	4,240
525715 Advertising	608	3,436	2,000	2,000
525735 Mail Services	1,297	1,152	850	850
525740 Document Disposal Services	175	280	650	855
525930 Fair Events and Activities	483	0	0	0
525999 Other Contracted Services	4,095	2,961	10,000	10,000
Contracted Services Total	223,953	234,311	256,252	282,895
Repairs and Maintenance				
526010 Office Equipment Maintenance	0	0	200	200

MARION COUNTY FY 2024-25 BUDGET

BY DEPARTMENT

HUMAN RESOURCES

580 - Central Services	Actual FY 21-22	Actual FY 22-23	Budget FY 23-24	Proposed FY 24-25
Materials and Services				
526011 Dept Equipment Maintenance	444	444	1,000	1,000
526030 Building Maintenance	128	2,774	2,500	2,500
Repairs and Maintenance Total	572	3,218	3,700	3,700
Rentals				
527120 Motor Pool Mileage	39	104	400	400
527240 Condo Assn Assessments	16,939	15,336	17,267	27,501
527300 Equipment Rental	2,675	2,705	6,150	6,150
Rentals Total	19,653	18,145	23,817	34,051
Miscellaneous				
529110 Mileage Reimbursement	0	0	1,425	1,425
529120 Commercial Travel	0	0	4,000	4,000
529130 Meals	110	113	1,650	1,650
529140 Lodging	0	0	3,400	3,400
529210 Meetings	142	0	650	650
529220 Conferences	0	954	11,357	11,357
529230 Training	3,105	11,198	41,558	34,558
529300 Dues and Memberships	2,832	1,888	4,000	4,000
529450 Wellness Grants	592	6,428	6,500	6,500
529650 Pre Employment Costs	1,081	825	650	1,650
529690 Other Investigations	6	0	0	0
529740 Fairs and Shows	21	95	1,075	5,075
529860 Permits	0	0	400	400
529910 Awards and Recognition	2,813	3,307	7,000	5,996
529999 Miscellaneous Expense	115	129	0	0
Miscellaneous Total	10,817	24,937	83,665	80,661
Materials and Services Total	277,523	310,247	406,152	447,493
Administrative Charges				
611100 County Admin Allocation	22,095	25,672	31,533	34,342
611200 BS Admin Allocation	0	0	0	9,439
611210 Facilities Mgt Allocation	32,216	35,576	37,722	32,696
611220 Custodial Allocation	24,995	25,069	29,631	27,071
611230 Courier Allocation	865	1,441	1,494	1,383
611240 Grounds Maintenance Allocation	0	0	0	796
611250 Risk Management Allocation	3,239	3,242	3,710	3,333
611300 Legal Services Allocation	57,805	79,422	164,703	206,976
611400 Information Tech Allocation	24,263	45,569	43,625	67,442
611410 FIMS Allocation	21,763	28,255	23,803	27,878
611420 Telecommunications Allocation	4,622	5,221	2,341	2,211
611430 Technology Solution Allocation	4,352	4,940	0	37,074
611600 Finance Allocation	20,113	28,793	30,975	32,243

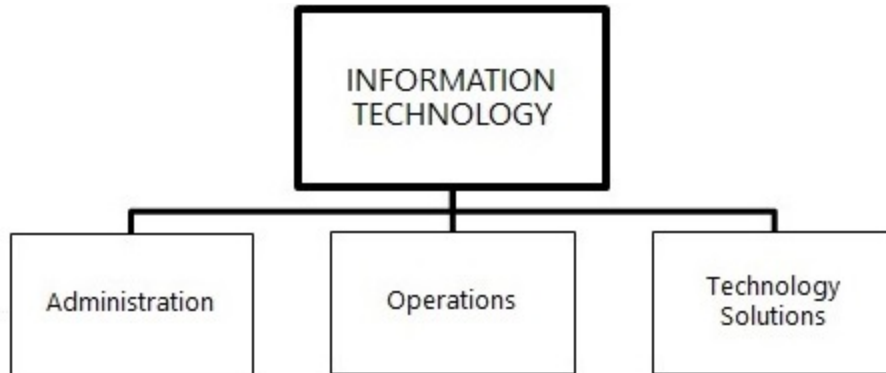
MARION COUNTY FY 2024-25 BUDGET

BY DEPARTMENT

HUMAN RESOURCES

580 - Central Services	Actual FY 21-22	Actual FY 22-23	Budget FY 23-24	Proposed FY 24-25
Administrative Charges				
611800 MCBEE Allocation	68	232	21,219	25,195
612100 IT Equipment Use Charges	4,450	2,035	1,036	12,385
614100 Liability Insurance Allocation	7,200	10,200	10,300	14,500
614200 WC Insurance Allocation	5,100	5,800	6,400	6,700
Administrative Charges Total	233,146	301,468	408,492	541,664
Central Services Total	2,672,761	2,815,751	3,392,243	3,813,551
Human Resources Grand Total	2,672,761	2,815,751	3,392,243	3,813,551

INFORMATION TECHNOLOGY



MISSION STATEMENT

Enhance the business of Marion County by providing core technologies and services that support evolving business requirements and maximize the utilization of county resources.

GOALS AND OBJECTIVES

- Goal 1 Modernization and Optimization - Drive the Roadmap of system modernization and simplification initiatives.
 - Objective 1 Enterprise - Drive towards countywide-shared enterprise technical solutions including Enterprise GIS, Document Management, Case Management, Team Collaboration Software, and Integrated Data-Driven solutions that improve how we interact and do business with our citizens.
 - Objective 2 Business Application Rationalization - Identify redundant departmental-level software, services, infrastructures, and licensing for targeted consolidation. The rationalization is to be based on the principles of economy of scale and supportability, as well as reducing the number of different tools employees are required to perform work.
 - Objective 3 Common Cloud - Where appropriate for resiliency and cost effectiveness, leverage a cloud provisioning strategy to take advantage of dedicated non-public internet connections through the Oregon State network infrastructure.
 - Objective 4 Consumption Based Costing - As technology type and use grows, departments are more sensitive to increased costs. Assessing a Utility Model that is consumption-based cost allocation has a direct correlation to pay for what the department uses.
- Goal 2 Communication Infrastructure - Champion transparency and communications through compelling and pragmatic architecture.
 - Objective 1 Common Architectures - Implement an environment that provides access to a variety of solutions, based on need, that can be accessed anywhere, anytime. The hybrid approach utilizes county infrastructure along with regional government network integration, as well as compliant and secure cloud provisioning.
 - Objective 2 Network Centric Design - As applications are shifting to multi-cloud and off-the-shelf systems, the connectivity recreates design practices from inside-out to outside-in. Meeting this challenge demands building elasticity and resiliency in networks, segmenting traffic where sensitive data exists, and deploying Zero-trust technologies to ensure only authorized people and devices have access to county systems.
 - Objective 3 Identity Management - Provide the ability to manage access and privileges across multiple systems or solutions using single sign on to improve account provisioning and control.

MARION COUNTY FY 2024-25 BUDGET

BY DEPARTMENT

INFORMATION TECHNOLOGY

- Objective 4 Digital Interoperability- Design and adhere to standards related to consistent digital computing interfaces that define interactions between systems and services both inside and outside of the County ensuring reliable, interoperable, and secure connections.

- Goal 3 Data Management - Deliver on a unified Records and Data Management strategy.
 - Objective 1 Capture Data at Source - Pursue a “capture data at the source” strategy where data is input once, reducing the need for duplicate data entry and risk of keying errors.
 - Objective 2 Employ Data Tools and Infrastructure - Provide data tools for cleansing, governing, securing, analyzing, and automating on a platform that supports departments at scale.
 - Objective 3 Document Management - Provide a countywide enterprise solution for departmental consumption and collaboration that is easily accessible.
 - Objective 4 Public CMS - Develop and implement digital channel strategies that eases the workflow and governs the information available for public consumption tying together social media, web, and citizen portal content.
 - Objective 5 Geographic Information - Support the growing use of geospatial information across County departments through regional intergovernmental relationships and consumption by citizens.

- Goal 4 Reliable Services - Enhance the availability, resiliency, and delivery of information and services to citizens, employees, businesses, and governments.
 - Objective 1 Business Continuity - Implement IT redundancy and resilient technology to ensure that key systems continue to operate with minimal or no interruption, even when infrastructure fails.
 - Objective 2 Disaster Recovery - Plan for the recovery of key systems on secondary infrastructure and the ability for emergency personnel and county executives to communicate and coordinate tactical support and services in the event of a major disaster.
 - Objective 3 Asset Management - Provide a clear plan for standardizing, approving, managing, and supporting hardware used by county staff such as: desktops; laptops, mobile phones, and tablets.
 - Objective 4 Responsive Support - Provide timely and satisfactory support by establishing and meeting Service Level Agreements with County departments, as well as through continuous health system monitoring of our infrastructure leveraging automated notifications to mitigate issues as soon as they are detected.

- Goal 5 Information Security - Proactively manage IT Risk by deploying a secure, private, and accessible technology framework.
 - Objective 1 Security Policies - Develop industry-aligned policies that will increase attention to information security and establish IT security requirements for systems and services.
 - Objective 2 Security Training - Develop incremental and people-friendly training that will bring attention and education to information security topics throughout the county.
 - Objective 3 Critical Security Controls - Implement security monitoring and prevention at all levels (network, server, workstation, and mobile) to mitigate known security threats, to alert when an incident occurs, and respond rapidly.
 - Objective 4 Built-in Security - Define consistent and integrated methodologies for design, development and implementation of business solutions where security is integral to operation.

- Goal 6 Staffing - Improve the talent through investing in education and skill training.
 - Objective 1 Diversity - Cultivate an inclusive environment where diversity of thought and expression are valued, emphasizing the importance of tolerance in the workplace, promoting acceptance of our differences, and providing an environment where employees can thrive.

MARION COUNTY FY 2024-25 BUDGET

BY DEPARTMENT

INFORMATION TECHNOLOGY

- Objective 2 Skills Training and Development - Provide access to career growth resources, services, and training that encourage staff to continuously develop their skills and/or to learn new ones. Create programs for cross training and mentorship that ranges from technical to soft skills.
- Objective 3 Employee Retention - Provide career growth opportunities through mentorship, cross training, continued education, and employee recognition.
- Objective 4 Framework for IT Management - Organize and structure our organization with service management best practices in mind, aligned with the countywide plan and focusing on customer needs and services.

MARION COUNTY FY 2024-25 BUDGET

BY DEPARTMENT

INFORMATION TECHNOLOGY

DEPARTMENT OVERVIEW

Information Technology (IT) provides technical services, manages the county's technical resources, and provides consulting services for technology improvements. IT has developed strategic partnerships with all county departments through three programs: IT Administration, IT Operations, and Technology Solutions.

These programs provide a complete range of technology services which include strategic planning, new service design, business analysis, project management, security risk management, data security, applications delivery and support networks, servers and storage, desktop and mobile management, database administration, and end-user support.

IT strives to provide technology solutions and services that meet the needs of the county through management of system lifecycle phases, leveraging existing technologies to meet new requirements, safeguarding information, and providing viable and practical options for long-term delivery of services.

RESOURCE AND REQUIREMENT SUMMARY

Information Technology	FY 21-22 ACTUAL	FY 22-23 ACTUAL	FY 23-24 BUDGET	FY 24-25 PROPOSED	+/- %
RESOURCES					
Intergovernmental Federal	154,638	3,158	0	0	n.a.
Charges for Services	45,538	40,117	39,929	39,947	0.0%
Admin Cost Recovery	10,380,383	11,354,474	11,771,022	11,790,726	0.2%
Net Working Capital	0	(45)	0	0	n.a.
TOTAL RESOURCES	10,580,559	11,397,703	11,810,951	11,830,673	0.2%
REQUIREMENTS					
Personnel Services					
Salaries and Wages	5,061,151	4,957,006	6,264,208	6,445,469	2.9%
Fringe Benefits	2,778,080	2,732,602	3,703,945	3,858,669	4.2%
Total Personnel Services	7,839,231	7,689,608	9,968,153	10,304,138	3.4%
Materials and Services					
Supplies	11,304	9,012	12,750	6,900	-45.9%
Materials	57,849	275,209	510,629	121,272	-76.3%
Communications	235,673	279,125	33,594	32,805	-2.3%
Utilities	34,200	38,259	35,190	35,160	-0.1%
Contracted Services	613,707	1,400,343	260,908	275,006	5.4%
Repairs and Maintenance	1,178,624	961,027	156,555	148,919	-4.9%
Rentals	50,810	55,523	62,876	88,617	40.9%
Miscellaneous	62,562	113,580	120,791	120,851	0.0%
Total Materials and Services	2,244,730	3,132,078	1,193,293	829,530	-30.5%
Administrative Charges	496,541	576,119	649,505	697,005	7.3%
Debt Service Interest	103	(103)	0	0	n.a.
TOTAL REQUIREMENTS	10,580,605	11,397,702	11,810,951	11,830,673	0.2%
FTE	63.00	65.00	66.00	66.00	0.0%

MARION COUNTY FY 2024-25 BUDGET

BY DEPARTMENT

INFORMATION TECHNOLOGY

FUNDS

Fund Name	FY 21-22 ACTUAL	FY 22-23 ACTUAL	FY 23-24 BUDGET	FY 24-25 PROPOSED	% of Total
RESOURCES					
FND 580 Central Services	10,580,559	11,397,703	11,810,951	11,830,673	100.0%
TOTAL RESOURCES	10,580,559	11,397,703	11,810,951	11,830,673	100.0%
REQUIREMENTS					
FND 580 Central Services	10,580,605	11,397,703	11,810,951	11,830,673	100.0%
TOTAL REQUIREMENTS	10,580,605	11,397,703	11,810,951	11,830,673	100.0%

PROGRAMS

	FY 21-22 ACTUAL	FY 22-23 ACTUAL	FY 23-24 BUDGET	FY 24-25 PROPOSED	+/- %
RESOURCES					
IT Administration	497,054	621,974	725,806	774,374	6.7%
IT Operations	5,375,329	5,616,485	5,829,305	5,815,625	-0.2%
Technology Solutions	4,708,176	5,159,244	5,255,840	5,240,674	-0.3%
TOTAL RESOURCES	10,580,559	11,397,703	11,810,951	11,830,673	0.2%
REQUIREMENTS					
IT Administration	497,100	621,974	725,806	774,374	6.7%
IT Operations	5,375,329	5,616,485	5,829,305	5,815,625	-0.2%
Technology Solutions	4,708,176	5,159,244	5,255,840	5,240,674	-0.3%
TOTAL REQUIREMENTS	10,580,605	11,397,703	11,810,951	11,830,673	0.2%

MARION COUNTY FY 2024-25 BUDGET

BY DEPARTMENT

INFORMATION TECHNOLOGY

IT Administration Program

- Provide management, integration, and growth of IT programs, lines of service, and resources.
- Establish strategic plans and enable development of tactical goals and operational tasks to ensure efficient and effective delivery of technology services.
- Develop and manage IT's budget, procurement, and executive reporting.
- Develop, implement, and oversee effective utilization of IT policies, processes, and procedures; develop and receive approval for administrative policies and procedures related to delivery of IT services.
- Administer demand management and project portfolio planning and oversight activities.
- Provide employee services including time reporting, staff management, and professional and technical skills development.
- Initiate customer outreach through satisfaction surveys to ensure alignment of service delivery with established service level agreements.

Program Summary

Information Technology

Program: IT Administration

	FY 21-22 ACTUAL	FY 22-23 ACTUAL	FY 23-24 BUDGET	FY 24-25 PROPOSED	+/- %
RESOURCES					
Intergovernmental Federal	7,371	3,158	0	0	n.a.
Admin Cost Recovery	489,683	819,152	725,806	774,374	6.7%
Other Fund Transfers	0	(200,289)	0	0	n.a.
Net Working Capital	0	(45)	0	0	n.a.
TOTAL RESOURCES	497,054	621,974	725,806	774,374	6.7%
REQUIREMENTS					
Personnel Services	381,546	456,325	511,613	544,739	6.5%
Materials and Services	84,418	140,759	184,671	197,953	7.2%
Administrative Charges	31,034	24,993	29,522	31,682	7.3%
Debt Service Interest	103	(103)	0	0	n.a.
TOTAL REQUIREMENTS	497,100	621,974	725,806	774,374	6.7%
FTE	3.00	3.00	3.00	3.00	0.0%

FTE By Position Title By Program

Program: IT Administration	
Position Title	FTE
Administrative Services Manager	1.00
IT Director	1.00
Office Specialist 3	1.00
Program IT Administration FTE Total:	3.00

IT Administration Program Budget Justification

RESOURCES

The IT Administration Program is funded entirely by administrative cost recoveries.

MARION COUNTY FY 2024-25 BUDGET
BY DEPARTMENT
INFORMATION TECHNOLOGY

REQUIREMENTS

Materials and Services increased 7.2% primarily due to the Information Technology Department's Microsoft 365 costs, and a portion of cloud storage fees and countywide enterprise agreement fees transitioning directly to departmental budgets.

MARION COUNTY FY 2024-25 BUDGET

BY DEPARTMENT

INFORMATION TECHNOLOGY

IT Operations Program

- Manage delivery of IT services within the operational lines of service including performance monitoring, standards and process development, capacity planning and management, virus and malware detection, infrastructure design and administration, incident response, database administration, telecommunications, backup and recovery services, and disaster recovery.
- Partner with Technology Solutions to identify security, usability, maintainability, scalability, availability, and support requirements to meet the business and technology needs of the county.
- Provide a wide range of support activities to departments by way of the service desk including desktop and mobile hardware setup, lifecycle replacement, software installations, video cameras and recording, telephones, voicemail, cell and mobile data devices, support for desktop applications, and relocation services.
- Manage design, installation, security, capacity planning and management, performance monitoring, backup and recovery, patching and upgrades, connectivity, and configuration of county infrastructure resources including servers, storage, computer facilities, and the county's private and wireless networks.
- Provide services including installation, design, tuning, patching and upgrades, performance monitoring, backup and recovery, and general administration and support for county databases.
- Provide system administration and support for enterprise applications, infrastructure tools, and department-based systems.

Program Summary

Information Technology

Program: IT Operations

	FY 21-22 ACTUAL	FY 22-23 ACTUAL	FY 23-24 BUDGET	FY 24-25 PROPOSED	+/- %
RESOURCES					
Intergovernmental Federal	71,662	0	0	0	n.a.
Charges for Services	45,538	40,117	39,929	39,947	0.0%
Admin Cost Recovery	5,258,129	5,303,307	5,789,376	5,775,678	-0.2%
Other Fund Transfers	0	273,061	0	0	n.a.
TOTAL RESOURCES	5,375,329	5,616,485	5,829,305	5,815,625	-0.2%
REQUIREMENTS					
Personnel Services	3,632,225	3,142,903	4,649,115	5,014,854	7.9%
Materials and Services	1,510,350	2,195,797	857,407	442,764	-48.4%
Administrative Charges	232,754	277,785	322,783	358,007	10.9%
TOTAL REQUIREMENTS	5,375,329	5,616,485	5,829,305	5,815,625	-0.2%
FTE	29.00	31.25	32.80	33.90	3.4%

FTE By Position Title By Program

Program: IT Operations	
Position Title	FTE
Database Administrator	1.00
IT Administrator	8.00
IT Administrator Sr	3.00
IT Manager	1.00
IT Project Manager	0.90
IT Security Administrator	1.00
IT Security Analyst	1.00
IT Supervisor	2.00

MARION COUNTY FY 2024-25 BUDGET
 BY DEPARTMENT
 INFORMATION TECHNOLOGY

Program: IT Operations	
Position Title	FTE
IT Systems Architect	2.00
Support Specialist (IT)	11.00
Support Technician	3.00
Program IT Operations FTE Total:	33.90

FTE Changes

The increase of 1.10 FTE is due to personnel allocations changes from the Technology Solutions Program.

IT Operations Program Budget Justification

RESOURCES

The IT Operations Program funding is based on a department allocation model which includes network usage, number and usage of phones, and support services factors evaluated by service tickets and devices utilized. Some revenue is realized from the reimbursement of phone and network services provided to Marion County Housing Authority and Salem Keizer Transit.

REQUIREMENTS

Personnel Services increased primarily due to normal step increases and related fringe benefit increases.

The IT Operations Program Materials and Services budget has an overall decrease of 48.4%. This decrease is a reflection of the Enterprise Computer Lifecycle Equipment Replacement Plan (LERP) budget transitioning from the IT department budget to a direct bill model.

MARION COUNTY FY 2024-25 BUDGET

BY DEPARTMENT

INFORMATION TECHNOLOGY

Technology Solutions Program

- Provide assessment of new technology products, system enhancements and upgrades of existing services, and technical consultation.
- Manage the delivery of new technology through the effective use of project management principles to ensure successful and timely completion of projects, and meet stated business objectives.
- Configure and support shared services for commonly used applications and systems including financial, human resources, payroll processing, geographic information systems (GIS), web portals, and reporting platforms.
- Implement, extend, and maintain a diverse set of business applications and software services for county departments.
- Partner with IT Operations to identify security, usability, maintainability, scalability, availability, and support requirements to meet the business and technology needs of the county.

Program Summary

Information Technology

Program: Technology Solutions

	FY 21-22 ACTUAL	FY 22-23 ACTUAL	FY 23-24 BUDGET	FY 24-25 PROPOSED	+/- %
RESOURCES					
Intergovernmental Federal	75,605	0	0	0	n.a.
Admin Cost Recovery	4,632,571	5,232,016	5,255,840	5,240,674	-0.3%
Other Fund Transfers	0	(72,772)	0	0	n.a.
TOTAL RESOURCES	4,708,176	5,159,244	5,255,840	5,240,674	-0.3%
REQUIREMENTS					
Personnel Services	3,825,460	4,090,381	4,807,425	4,744,545	-1.3%
Materials and Services	649,962	795,522	151,215	188,813	24.9%
Administrative Charges	232,754	273,341	297,200	307,316	3.4%
TOTAL REQUIREMENTS	4,708,176	5,159,243	5,255,840	5,240,674	-0.3%
FTE	31.00	30.75	30.20	29.10	-3.6%

FTE By Position Title By Program

Program: Technology Solutions	
Position Title	FTE
Computer Forensics Specialist	1.00
Database Administrator Sr	1.00
GIS Analyst 1	1.00
GIS Analyst 2	2.00
GIS Analyst 3	1.00
IT Manager	1.00
IT Project Manager	2.10
IT Supervisor	2.00
IT Systems Analyst	5.00
Programmer Analyst 1	2.00
Programmer Analyst 2	6.00
Programmer Analyst 3	3.00
Programmer Analyst 3 (Confidential)	2.00
Program Technology Solutions FTE Total:	29.10

MARION COUNTY FY 2024-25 BUDGET
BY DEPARTMENT
INFORMATION TECHNOLOGY

FTE Changes

The decrease of 1.10 FTE is due to personnel allocations changes reallocated to the IT Operations Program.

Technology Solutions Program Budget Justification

RESOURCES

The Technology Solutions Program is funded entirely by Administrative Cost Recovery.

REQUIREMENTS

Personnel Services increased primarily due to normal step increases and related fringe benefit increases.

The Technology Solutions budget has an overall increase of 24.9% due to the Information Technology Department's Microsoft 365 costs for Technology Solutions staff, and a portion of cloud storage fees and countywide enterprise agreement fees transitioning directly to the IT Department, Technology Solutions budget.

MARION COUNTY FY 2024-25 BUDGET

BY DEPARTMENT

INFORMATION TECHNOLOGY

KEY DEPARTMENT ACCOMPLISHMENTS

- Implemented a password manager software suite that stores passwords securely and provides accessibility to authorized users to ensure productivity while reducing risk.
- Modernized our GIS infrastructure with the addition of ArcGIS Enterprise improving connectivity with other enterprise systems and making data more accessible to the public.
- Updated County Intranet sites for Marion County Departments reducing storage and updating content allowing departments to communicate more effectively.
- Completed the implementation of a new Assessor's Office Tax and Assessment system built around an integrated workflow system that increases efficiency and better serves the public.
- Completed the installation of a feature rich recording system for the Clerk's Office to help the county serve the public better while increasing efficiency.
- Implemented a unified and secure physical records software system for the Clerk's Office.
- Strengthened county security by implementing an automated patching management process by ensuring the proper utilization of internal resources and conserving crucial time spent on manual patching of systems.
- Secure copy of county data stored in another geographic region to allow restoration after adverse events.
- Reduced customer ticket response times by over 70%.
- Increased ticket closure rate by 20%, bringing the total number of tickets closed to over 19,000 annually.

MARION COUNTY FY 2024-25 BUDGET

BY DEPARTMENT

INFORMATION TECHNOLOGY

KEY INDICATORS

1: Application Management and Support

Definition and Purpose

The indicators for application management and support measure effective delivery of system enhancements and upgrades, development and/or purchase of new products, feature and function integration within enterprise or multi-departmental systems, alignment of application delivery with evolving business needs, and automated integration of systems to facilitate consistent and timely data sharing.

Measurements include alignment of business needs with technical solutions, management of vendor costs, reduction of duplicative systems, data storage, and decreased licensing costs through use of enterprise level licensing models. Over time, management of our portfolio of software assets will allow the county to fully leverage our investment in technology and to make wiser long-term decisions.

Significance

This key indicator was carried forward to continue to assess the viability of applications in use, identify opportunities to integrate functionality and data within enterprise or multi-departmental applications, develop a core set of application support tools, leverage data analysis software using central data stores, and fully leverage enterprise resources and licensing models. With continually evolving reliance on software and automation to directly support departmental business functions and delivery of county services, these technology investments will continue to have significant budgetary impacts.

This indicator supports the Marion County Strategic Goal #6: Provide efficient, effective, and responsive government through stewardship and accountability.

Data Units Fiscal Year

Total Technology Maintenance Costs

FY 20-21 Actual	FY 21-22 Actual	FY 22-23 Actual	FY 23-24 Estimate	FY 24-25 Estimate
\$1,279,647	\$1,302,405	\$1,427,463	\$205,433	\$157,680

Number of Applications

FY 20-21 Actual	FY 21-22 Actual	FY 22-23 Actual	FY 23-24 Estimate	FY 24-25 Estimate
967	1010	1208	1200	1100

Explanation of Trends and Changes

This indicator shows that technology and the services used to support the county departments and their reliance on automation. The changes in application numbers and in cost reflect change in use, efficiencies, enhancements, and depreciated systems.

2: Customer Service

Definition and Purpose

Indicators for customer service measure our ability to provide timely, consistent, and business-relevant services that support our customers as they deliver county services.

Measurements include tickets received and completed and customer satisfaction as captured upon completion of an IT service request.

MARION COUNTY FY 2024-25 BUDGET

BY DEPARTMENT

INFORMATION TECHNOLOGY

Significance

This key indicator was chosen to indicate trends in customer satisfaction and supports Marion County Strategic Goal #6: Provide efficient, effective, and responsive government through stewardship and accountability.

Data Units Calendar Year

Total customer tickets

CY 2020 Actual	CY 2021 Actual	CY 2022 Actual	CY 2023 Actual	CY 2024 Estimate
17,549	16,499	17,815	20,074	19,848

Average customer response (5 is Maximum)

CY 2020 Actual	CY 2021 Actual	CY 2022 Actual	CY 2023 Actual	CY 2024 Estimate
4.86 Very Satisfied	4.90 Very Satisfied	4.83 Very Satisfied	4.85 Very Satisfied	4.90 Very Satisfied

Explanation of Trends and Changes

These metrics offer insight into our service delivery capabilities to the county, ensuring alignment with business requirements. Our evaluation includes feedback from customer surveys and strategic discussions with department heads and IT business managers to align priorities and initiatives. Notably, we have achieved a consistent 9.8% year-over-year improvement in ticket resolution efficiency from 2021 to 2023, underscoring our commitment to enhancing service delivery and operational efficiency. The anticipated increase in support requests is largely due to the rollout of a mobile device management system, the implementation of enhanced cybersecurity protocols, and the transition to Windows 11, among other updates.

3: Technology Health

Definition and Purpose

Indicators for technology health measure the department's ability to provide services via applications, web services, and access to systems. Measurement is derived through an automated monitoring system that tracks the availability and performance of enterprise class systems for the entire year.

Significance

These indicators show the availability of enterprise systems and mission critical applications in support of Marion County Strategic Goal #6: Provide efficient, effective, and responsive government through stewardship and accountability.

Data Units Fiscal Year

Total hours available to use Enterprise Systems / All potential hours per year = % uptime

FY 20-21 Actual	FY 21-22 Actual	FY 22-23 Actual	FY 23-24 Estimate	FY 24-25 Estimate
98.76%	99.78%	99.81%	99.82%	99.85%

MARION COUNTY FY 2024-25 BUDGET

BY DEPARTMENT

INFORMATION TECHNOLOGY

Explanation of Trends and Changes

These indicators provide an overview of the performance and reliability trends of our systems, which are integral to supporting the productivity of county employees through robust operational systems. Consistently achieving a system availability rate of 99.5% or higher aligns with our commitment to adhering to industry benchmarks for public sector entities. The gradual improvements anticipated in our FY 23-24 and FY 24-25 projections are a testament to our ongoing focus on enhancing system performance and reliability. These trends are indicative of our efforts to maintain and improve our technological capabilities, ensuring that we continue to meet and exceed our operational goals.

MARION COUNTY FY 2024-25 BUDGET

BY DEPARTMENT

INFORMATION TECHNOLOGY

Resources by Fund Detail				
580 - Central Services	Actual FY 21-22	Actual FY 22-23	Budget FY 23-24	Proposed FY 24-25
Intergovernmental Federal				
331040 FEMA Disaster Assistance	0	3,158	0	0
331404 County American Rescue Plan	154,638	0	0	0
Intergovernmental Federal Total	154,638	3,158	0	0
Charges for Services				
341620 User Fees	12,251	9,737	9,737	9,737
344250 Telephone Use Reimbursement	33,287	30,380	30,192	30,210
Charges for Services Total	45,538	40,117	39,929	39,947
Admin Cost Recovery				
411400 Information Tech Allocation	8,213,327	8,515,743	10,365,262	7,351,703
411410 FIMS Allocation	2,167,056	2,838,731	1,405,760	1,235,886
411420 Telecommunications Allocation	0	0	0	325,122
411430 Technology Solution Allocation	0	0	0	2,878,015
Admin Cost Recovery Total	10,380,383	11,354,474	11,771,022	11,790,726
Net Working Capital				
392000 Net Working Capital Unrestr	0	(45)	0	0
Net Working Capital Total	0	(45)	0	0
Central Services Total	10,580,559	11,397,703	11,810,951	11,830,673
Information Technology Grand Total	10,580,559	11,397,703	11,810,951	11,830,673

MARION COUNTY FY 2024-25 BUDGET

BY DEPARTMENT

INFORMATION TECHNOLOGY

Requirements by Fund Detail

580 - Central Services	Actual FY 21-22	Actual FY 22-23	Budget FY 23-24	Proposed FY 24-25
Personnel Services				
Salaries and Wages				
511020 Salaries and Wages Budget Only	0	0	0	17,000
511110 Regular Wages	3,948,270	3,986,870	6,131,411	6,308,380
511115 Pandemic Recognition Pay	76,500	0	0	0
511130 Vacation Pay	290,940	292,305	0	0
511140 Sick Pay	218,912	207,587	0	0
511141 Emergency Sick Pay	49,470	593	0	0
511150 Holiday Pay	260,656	257,931	0	0
511160 Comp Time Pay	1,095	3,061	0	0
511210 Compensation Credits	78,292	74,471	76,347	63,639
511220 Pager Pay	38,178	37,121	39,000	39,000
511240 Leave Payoff	81,894	83,875	0	0
511290 Health Insurance Waiver Pay	4,014	4,214	4,800	4,800
511420 Premium Pay	12,931	8,978	12,650	12,650
Salaries and Wages Total	5,061,151	4,957,006	6,264,208	6,445,469
Fringe Benefits				
512010 Fringe Benefits Budget Only	0	0	4,870	10,990
512110 PERS	1,116,355	1,040,518	1,553,152	1,594,223
512120 401K	39,258	41,012	48,309	51,758
512130 PERS Debt Service	234,276	253,586	285,778	357,098
512200 FICA	364,082	369,328	472,244	484,054
512300 Paid Leave Oregon	0	10,986	25,430	25,398
512310 Medical Insurance	895,423	882,313	1,152,095	1,165,843
512320 Dental Insurance	71,761	71,878	97,938	98,321
512330 Group Term Life Insurance	8,557	8,412	10,646	11,505
512340 Long Term Disability Insurance	16,393	15,861	22,186	23,953
512400 Unemployment Insurance	15,203	14,472	9,326	9,567
512520 Workers Comp Insurance	1,018	1,006	1,975	2,010
512600 Wellness Program	2,096	2,026	2,600	2,634
512610 Employee Assistance Program	1,955	1,903	2,428	2,462
512700 County HSA Contributions	11,704	19,300	14,968	18,853
Fringe Benefits Total	2,778,080	2,732,602	3,703,945	3,858,669
Personnel Services Total	7,839,231	7,689,608	9,968,153	10,304,138
Materials and Services				
Supplies				
521010 Office Supplies	5,796	5,651	6,000	6,000
521070 Departmental Supplies	4,613	2,497	6,000	0

MARION COUNTY FY 2024-25 BUDGET

BY DEPARTMENT

INFORMATION TECHNOLOGY

580 - Central Services	Actual FY 21-22	Actual FY 22-23	Budget FY 23-24	Proposed FY 24-25
Materials and Services				
521210 Gasoline	896	865	750	900
Supplies Total	11,304	9,012	12,750	6,900
Materials				
522110 Batteries	5,843	11,515	7,500	7,500
522150 Small Office Equipment	7,454	6,007	5,000	15,000
522170 Computers Non Capital	(7,950)	255,877	475,129	78,772
522180 Software	52,503	1,809	23,000	20,000
Materials Total	57,849	275,209	510,629	121,272
Communications				
523010 Telephone Equipment	2,680	0	1,500	1,500
523015 Video Security Equipment	41,898	87,929	0	0
523020 Phone and Communication Svcs	157,011	157,318	0	0
523040 Data Connections	13,007	17,341	2,800	1,690
523050 Postage	42	0	100	100
523060 Cellular Phones	16,311	14,666	17,220	18,164
523090 Long Distance Charges	4,724	1,872	11,974	11,351
Communications Total	235,673	279,125	33,594	32,805
Utilities				
524010 Electricity	25,303	28,688	30,857	29,894
524020 City Operations and St Lights	67	73	79	98
524040 Natural Gas	312	309	701	708
524050 Water	463	461	534	528
524070 Sewer	1,098	1,062	1,144	1,290
524090 Garbage Disposal and Recycling	6,958	7,667	1,875	2,642
Utilities Total	34,200	38,259	35,190	35,160
Contracted Services				
525360 Public Works Services	0	388	0	0
525449 Microsoft 365	0	0	0	54,215
525450 Subscription Services	191,949	538,532	51,878	11,761
525710 Printing Services	469	0	50	50
525715 Advertising	0	1,806	1,000	1,000
525999 Other Contracted Services	421,289	859,617	207,980	207,980
Contracted Services Total	613,707	1,400,343	260,908	275,006
Repairs and Maintenance				
526011 Dept Equipment Maintenance	87	0	2,000	2,000
526020 Computer Hardware Maintenance	138,560	227,345	4,313	2,420
526021 Computer Software Maintenance	971,896	661,586	149,242	143,499
526022 Telephone Maintenance	66,722	66,052	0	0

MARION COUNTY FY 2024-25 BUDGET

BY DEPARTMENT

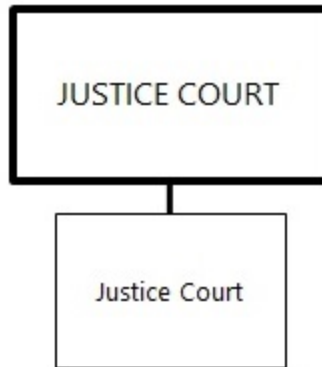
INFORMATION TECHNOLOGY

580 - Central Services	Actual FY 21-22	Actual FY 22-23	Budget FY 23-24	Proposed FY 24-25
Materials and Services				
526030 Building Maintenance	1,358	6,043	1,000	1,000
Repairs and Maintenance Total	1,178,624	961,027	156,555	148,919
Rentals				
527110 Fleet Leases	4,908	2,509	2,988	4,812
527120 Motor Pool Mileage	162	1,149	2,400	6,000
527140 County Parking	2,640	2,640	2,640	2,640
527200 Building Rental County	8,576	10,012	10,067	11,636
527240 Condo Assn Assessments	32,684	29,592	33,317	53,065
527300 Equipment Rental	5,394	6,068	11,464	10,464
Rentals Total	54,364	51,970	62,876	88,617
Miscellaneous				
529110 Mileage Reimbursement	395	373	703	1,200
529120 Commercial Travel	4,405	2,439	3,819	3,000
529130 Meals	1,761	856	1,189	3,650
529140 Lodging	7,055	4,598	12,427	7,048
529210 Meetings	341	481	1,000	1,300
529220 Conferences	2,550	10,465	2,795	8,565
529230 Training	41,583	40,025	41,818	38,988
529300 Dues and Memberships	225	56,540	56,540	56,600
529650 Pre Employment Costs	750	1,219	500	500
529999 Miscellaneous Expense	1	81	0	0
Miscellaneous Total	59,066	117,076	120,791	120,851
Materials and Services Total	2,244,787	3,132,021	1,193,293	829,530
Administrative Charges				
611100 County Admin Allocation	83,730	98,372	119,630	120,229
611200 BS Admin Allocation	0	0	0	35,307
611210 Facilities Mgt Allocation	89,184	98,973	104,795	91,335
611220 Custodial Allocation	67,951	64,846	77,239	70,570
611230 Courier Allocation	2,868	4,905	5,113	4,563
611240 Grounds Maintenance Allocation	0	0	0	8,445
611250 Risk Management Allocation	12,400	12,351	13,883	12,985
611260 Human Resources Allocation	102,893	106,035	129,453	146,100
611300 Legal Services Allocation	12,877	11,546	9,037	5,954
611600 Finance Allocation	77,243	117,342	123,645	113,379
611800 MCBEE Allocation	295	248	4,211	5,538
614100 Liability Insurance Allocation	26,400	38,400	37,900	56,500
614200 WC Insurance Allocation	20,700	23,100	24,599	26,100
Administrative Charges Total	496,541	576,119	649,505	697,005
Central Services Total	10,580,559	11,397,748	11,810,951	11,830,673
Information Technology Grand Total	10,580,559	11,397,748	11,810,951	11,830,673

MARION COUNTY FY 2024-25 BUDGET
BY DEPARTMENT
INFORMATION TECHNOLOGY

THIS PAGE HAS BEEN INTENTIONALLY LEFT BLANK

JUSTICE COURT



MISSION STATEMENT

To provide speedy, cost effective, and accessible judicial services to the people of Marion County.

GOALS AND OBJECTIVES

- Goal 1 Increase access to justice for all people in Marion County.
- Goal 2 Relieve the burden on the circuit court, so that court can focus on pressing public safety concerns.
- Goal 3 Improve public safety, including traffic safety, by providing speedy, impartial resolution of violation cases, including traffic violations and violations of the county code.
- Goal 4 Provide an impartial, cost-effective, accessible forum to decide small claim cases.
- Goal 5 Provide an impartial, cost-effective, accessible forum for eviction cases; connect eviction defendants with housing resources, where appropriate.
- Goal 6 Recognize the equal dignity of all civil marriages.

MARION COUNTY FY 2024-25 BUDGET

BY DEPARTMENT

JUSTICE COURT

DEPARTMENT OVERVIEW

The Justice Court of Marion County is the largest local court in the state.

The Justice Court hears minor traffic offenses, county ordinance violations, boating violations, fish and game violations. The court also hears civil matters, including small claims cases (\$10,000 or less) and eviction cases. The court provides marriage ceremonies to Oregonians of all backgrounds.

The court's staff is bilingual in English and Spanish to better meet the communication needs of Marion County's diverse population.

RESOURCE AND REQUIREMENT SUMMARY

Justice Court	FY 21-22 ACTUAL	FY 22-23 ACTUAL	FY 23-24 BUDGET	FY 24-25 PROPOSED	+/- %
RESOURCES					
Intergovernmental Federal	13,189	0	0	0	n.a.
General Fund Transfers	893,027	975,374	1,179,309	1,263,124	7.1%
TOTAL RESOURCES	906,216	975,374	1,179,309	1,263,124	7.1%
REQUIREMENTS					
Personnel Services					
Salaries and Wages	371,255	372,913	474,356	508,548	7.2%
Fringe Benefits	225,131	245,684	325,205	329,314	1.3%
Total Personnel Services	596,385	618,597	799,561	837,862	4.8%
Materials and Services					
Supplies	5,949	6,248	8,425	8,425	0.0%
Materials	698	5,754	2,000	3,951	97.6%
Communications	5,154	4,207	3,588	4,398	22.6%
Utilities	11,060	12,052	13,534	10,892	-19.5%
Contracted Services	36,193	51,710	71,419	79,183	10.9%
Repairs and Maintenance	10,981	25,174	18,044	32,487	80.0%
Rentals	70,093	85,200	89,495	92,113	2.9%
Insurance	100	100	100	100	0.0%
Miscellaneous	8,786	4,961	9,940	10,570	6.3%
Total Materials and Services	149,014	195,406	216,545	242,119	11.8%
Administrative Charges	151,074	161,506	163,203	183,143	12.2%
Debt Service Principal	13,472	0	0	0	n.a.
Debt Service Interest	152	(136)	0	0	n.a.
TOTAL REQUIREMENTS	910,097	975,374	1,179,309	1,263,124	7.1%
FTE	7.00	7.00	8.00	8.00	0.0%

MARION COUNTY FY 2024-25 BUDGET

BY DEPARTMENT

JUSTICE COURT

FUNDS

Fund Name	FY 21-22 ACTUAL	FY 22-23 ACTUAL	FY 23-24 BUDGET	FY 24-25 PROPOSED	% of Total
RESOURCES					
FND 100 General Fund	906,216	975,374	1,179,309	1,263,124	100.0%
TOTAL RESOURCES	906,216	975,374	1,179,309	1,263,124	100.0%
REQUIREMENTS					
FND 100 General Fund	910,097	975,374	1,179,309	1,263,124	100.0%
TOTAL REQUIREMENTS	910,097	975,374	1,179,309	1,263,124	100.0%

PROGRAMS

	FY 21-22 ACTUAL	FY 22-23 ACTUAL	FY 23-24 BUDGET	FY 24-25 PROPOSED	+/- %
RESOURCES					
Marion County Justice Court	906,216	975,374	1,179,309	1,263,124	7.1%
TOTAL RESOURCES	906,216	975,374	1,179,309	1,263,124	7.1%
REQUIREMENTS					
Marion County Justice Court	910,097	975,374	1,179,309	1,263,124	7.1%
TOTAL REQUIREMENTS	910,097	975,374	1,179,309	1,263,124	7.1%

MARION COUNTY FY 2024-25 BUDGET

BY DEPARTMENT

JUSTICE COURT

Marion County Justice Court Program

- Adjudicates claims and resolves traffic offenses, Oregon weight record and tax identifier violations, and fish and wildlife violations.
- The court hears civil cases valued at less than \$10,000, including small claims cases and eviction actions.
- The court provides cost effective wedding ceremonies.

Program Summary

Justice Court

Program: Marion County Justice Court

	FY 21-22 ACTUAL	FY 22-23 ACTUAL	FY 23-24 BUDGET	FY 24-25 PROPOSED	+/- %
RESOURCES					
Intergovernmental Federal	13,189	0	0	0	n.a.
General Fund Transfers	893,027	975,374	1,179,309	1,263,124	7.1%
TOTAL RESOURCES	906,216	975,374	1,179,309	1,263,124	7.1%
REQUIREMENTS					
Personnel Services	596,385	618,597	799,561	837,862	4.8%
Materials and Services	149,014	195,406	216,545	242,119	11.8%
Administrative Charges	151,074	161,506	163,203	183,143	12.2%
Debt Service Principal	13,472	0	0	0	n.a.
Debt Service Interest	152	(136)	0	0	n.a.
TOTAL REQUIREMENTS	910,097	975,374	1,179,309	1,263,124	7.1%
FTE	7.00	7.00	8.00	8.00	0.0%

FTE By Position Title By Program

Program: Marion County Justice Court	
Position Title	FTE
Administrative Services Manager	1.00
Justice Court Clerk 1	2.00
Justice Court Clerk 1 (Bilingual)	1.00
Justice Court Clerk 2	2.00
Justice of the Peace	1.00
Office Specialist 2 (Bilingual)	1.00
Program Marion County Justice Court FTE Total:	8.00

Marion County Justice Court Program Budget Justification

RESOURCES

The Justice Court Program is funded entirely by the general fund.

REQUIREMENTS

Personnel services increased due to normal step increases and related fringe benefit increases.

Materials and Services increased due to decision packages: to cover increased cost of postage and to update the interior of the court's facility.

MARION COUNTY FY 2024-25 BUDGET

BY DEPARTMENT

JUSTICE COURT

KEY DEPARTMENT ACCOMPLISHMENTS

- Spanish assistance is available to the public through two full-time bilingual clerks.
- The court now provides marriage services, wedding 174 couples in 2023.
- The court acts as a full-service local court, hearing violations cases, evictions, small claims cases and regular civil division cases.
- The court helped Marion County residents resolve everyday disputes, including but not limited to: Landlord tenant FED dispute, security deposit disputes, fender-benders, unpaid invoices, unpaid loans, minor construction contract disputes, dog bite cases, broken window cases, civil rights disputes, wage theft claims, and medical malpractice claims.

MARION COUNTY FY 2024-25 BUDGET

BY DEPARTMENT

JUSTICE COURT

KEY INDICATORS

1: Volume of Citations Processed

Definition and Purpose

The number of citations processed is an indicator of the volume of work that the Justice Court produces during the fiscal year.

Significance

Traffic enforcement reduces accidents and helps prevent fatalities, keeping our community safe. This indicator supports the Marion County strategic priority for Public Safety, Goal #1. Pursue a safe and secure community by protecting the people, property, and economy of Marion County.

Data Units Fiscal Year

Marion County Justice Court

FY 20-21 Actual	FY 21-22 Actual	FY 22-23 Actual	FY 23-24 Estimate	FY 24-25 Estimate
18,824	20,903	23,734	23,800	24,100

Explanation of Trends and Changes

The number of citations processed by the court is stable.

The volume of citations processed by the court is a function of the citing agencies. The total citations filed by Marion County Sheriff and the Woodburn Weigh Station are down. On the other hand, the number of citations filed by OSP and local agencies is up.

The long-term trend is in increased citations. As law enforcement agencies return to full staffing, the court anticipates that overall filings will continue to increase.

2: Amount of Fines Collected

Definition and Purpose

The amount of traffic fines collected is an indicator of the volume of work that the Justice Court produces during the calendar year.

Significance

Traffic enforcement reduces accidents and helps prevent fatalities, keeping our community safe. This indicator supports the Marion County strategic priority for Public Safety, Goal #1. Pursue a safe and secure community by protecting the people, property, and economy of Marion County.

Data Units Fiscal Year

Marion County Justice Court

FY 20-21 Actual	FY 21-22 Actual	FY 22-23 Actual	FY 23-24 Estimate	FY 24-25 Estimate
\$4,046,236	\$4,239,363	\$4,769,848	\$4,455,573	\$4,614,573

Explanation of Trends and Changes

Amount of fines collected remains similar to last year.

MARION COUNTY FY 2024-25 BUDGET

BY DEPARTMENT

JUSTICE COURT

3: Civil Cases Heard

Definition and Purpose

The number of civil cases heard is an indication of the work the Justice Court does for the community.

Significance

The Justice Court provides quick and cost effectiveness resolution of civil disputes. These services help citizens, provide certainty and help them to move forward with their lives after conflict. Further, by expanding the Justice Court caseload, the Justice Court helps Circuit Court to focus on larger criminal cases, which improves public safety outcome.

Data Units Fiscal Year

Marion County Justice Court

FY 20-21 Actual	FY 21-22 Actual	FY 22-23 Actual	FY 23-24 Estimate	FY 24-25 Estimate
12	324	637	747	780

Explanation of Trends and Changes

Civil litigants continue to discover and employ the Justice court. As more litigants successfully use the court, word spreads and more individuals are filing civil cases. Taking the cases at Marion County Justice Court, eases the burden on the Circuit Court so the Judges can focus on the pressing public matters.

4: Weddings

Definition and Purpose

The number of marriages performed is an indicator of the court's accessibility.

Significance

The court should be a resource for the entire community. Having positive contacts with the justice system improves community trust, and increases the community's confidence in accessing the justice system. This is particularly true for Marion County's Spanish-speaking community, which has historically faced barriers in accessing the court system. The Justice performs weddings in Spanish and English, and the Justice hosts several themed wedding events every year, which gather a significant amount of publicity, thus promoting community outreach. Increased confidence and accessibility in the Justice System relates to Marion County's strategic Priority Goal #1 of Public Safety.

Data Units Fiscal Year

FY 20-21 Actual	FY 21-22 Actual	FY 22-23 Actual	FY 23-24 Estimate	FY 24-25 Estimate
0	57	114	200	240

MARION COUNTY FY 2024-25 BUDGET
BY DEPARTMENT
JUSTICE COURT

Explanation of Trends and Changes

The number of weddings is increasing. The court's special events have increased community awareness of the Justice Court, so more people are choosing to get married here.

5: Civil and Wedding Filing Fees

Definition and Purpose

The amount of filing fees collected is an indication of the work the Justice Court produces in a fiscal year.

Significance

The amount of civil filing fees demonstrates the volume of civil cases pay for about one FTE.

Data Units Fiscal Year

FY 20-21 Actual	FY 21-22 Actual	FY 22-23 Actual	FY 23-24 Estimate	FY 24-25 Estimate
\$1,378	\$35,026	\$73,693	\$90,631	\$101,095

Explanation of Trends and Changes

With the increase of cases, the civil filings fees into the general fund have increased substantially.

MARION COUNTY FY 2024-25 BUDGET

BY DEPARTMENT

JUSTICE COURT

Resources by Fund Detail

100 - General Fund	Actual FY 21-22	Actual FY 22-23	Budget FY 23-24	Proposed FY 24-25
Intergovernmental Federal				
331404 County American Rescue Plan	13,189	0	0	0
Intergovernmental Federal Total	13,189	0	0	0
General Fund Transfers				
381100 Transfer from General Fund	893,027	975,374	1,179,309	1,263,124
General Fund Transfers Total	893,027	975,374	1,179,309	1,263,124
General Fund Total	906,216	975,374	1,179,309	1,263,124
Justice Court Grand Total	906,216	975,374	1,179,309	1,263,124

MARION COUNTY FY 2024-25 BUDGET

BY DEPARTMENT

JUSTICE COURT

Requirements by Fund Detail

100 - General Fund	Actual FY 21-22	Actual FY 22-23	Budget FY 23-24	Proposed FY 24-25
Personnel Services				
Salaries and Wages				
511110 Regular Wages	302,217	325,951	468,956	500,748
511115 Pandemic Recognition Pay	9,000	0	0	0
511130 Vacation Pay	12,624	14,980	0	0
511140 Sick Pay	10,436	11,486	0	0
511141 Emergency Sick Pay	2,918	0	0	0
511150 Holiday Pay	15,978	16,791	0	0
511160 Comp Time Pay	0	921	0	0
511180 Differential Pay	9	0	0	0
511210 Compensation Credits	4,577	0	0	0
511240 Leave Payoff	9,145	0	0	0
511270 Leadworker Pay	99	17	0	0
511290 Health Insurance Waiver Pay	4,007	2,407	2,400	4,800
511420 Premium Pay	244	361	3,000	3,000
Salaries and Wages Total	371,255	372,913	474,356	508,548
Fringe Benefits				
512010 Fringe Benefits Budget Only	0	0	1,155	1,185
512110 PERS	78,051	74,471	117,839	126,389
512120 401K	9,691	10,068	10,628	10,922
512130 PERS Debt Service	22,950	27,819	21,683	28,311
512200 FICA	27,420	27,499	35,641	38,210
512300 Paid Leave Oregon	0	774	1,844	1,548
512310 Medical Insurance	77,366	93,863	121,986	109,296
512320 Dental Insurance	6,122	7,510	10,368	9,216
512330 Group Term Life Insurance	612	677	810	908
512340 Long Term Disability Insurance	1,214	1,311	1,688	1,893
512400 Unemployment Insurance	1,114	1,088	707	580
512520 Workers Comp Insurance	124	124	240	240
512600 Wellness Program	241	248	320	320
512610 Employee Assistance Program	225	233	296	296
Fringe Benefits Total	225,131	245,684	325,205	329,314
Personnel Services Total	596,385	618,597	799,561	837,862
Materials and Services				
Supplies				
521010 Office Supplies	4,806	6,181	7,500	7,500
521030 Field Supplies	218	0	0	0
521190 Publications	925	67	925	925
Supplies Total	5,949	6,248	8,425	8,425

MARION COUNTY FY 2024-25 BUDGET

BY DEPARTMENT

JUSTICE COURT

100 - General Fund	Actual FY 21-22	Actual FY 22-23	Budget FY 23-24	Proposed FY 24-25
Materials and Services				
Materials				
522150 Small Office Equipment	698	5,754	2,000	2,000
522170 Computers Non Capital	0	0	0	1,951
Materials Total	698	5,754	2,000	3,951
Communications				
523020 Phone and Communication Svcs	85	875	100	100
523040 Data Connections	2,227	2,328	2,110	3,000
523050 Postage	1,677	0	0	0
523060 Cellular Phones	1,086	901	1,248	1,248
523090 Long Distance Charges	79	103	130	50
Communications Total	5,154	4,207	3,588	4,398
Utilities				
524010 Electricity	7,624	7,709	8,192	8,192
524040 Natural Gas	2,690	3,774	4,192	2,000
524090 Garbage Disposal and Recycling	746	570	1,150	700
Utilities Total	11,060	12,052	13,534	10,892
Contracted Services				
525350 Janitorial Services	5,937	7,178	7,178	7,178
525449 Microsoft 365	0	0	0	3,998
525540 Witnesses	14	0	100	100
525550 Court Services	0	0	2,300	2,300
525555 Security Services	6,862	23,895	32,831	33,000
525710 Printing Services	1,084	1,788	2,000	3,500
525735 Mail Services	10,211	15,074	13,000	22,967
525740 Document Disposal Services	805	90	900	1,140
525770 Interpreters and Translators	6,768	3,686	7,500	5,000
525999 Other Contracted Services	4,512	0	5,610	0
Contracted Services Total	36,193	51,710	71,419	79,183
Repairs and Maintenance				
526011 Dept Equipment Maintenance	0	0	2,000	500
526021 Computer Software Maintenance	10,312	15,215	11,044	16,987
526030 Building Maintenance	669	9,959	5,000	15,000
Repairs and Maintenance Total	10,981	25,174	18,044	32,487
Rentals				
527120 Motor Pool Mileage	0	90	250	250
527210 Building Rental Private	82,419	84,714	87,245	89,863
527300 Equipment Rental	1,162	396	2,000	2,000
527999 GASB 87 Adjustment	(13,488)	0	0	0
Rentals Total	70,093	85,200	89,495	92,113

MARION COUNTY FY 2024-25 BUDGET

BY DEPARTMENT

JUSTICE COURT

100 - General Fund	Actual FY 21-22	Actual FY 22-23	Budget FY 23-24	Proposed FY 24-25
Materials and Services				
Insurance				
528210 Public Official Bonds	100	100	100	100
Insurance Total	100	100	100	100
Miscellaneous				
529110 Mileage Reimbursement	741	575	1,070	500
529130 Meals	162	179	400	400
529140 Lodging	916	924	3,000	3,000
529210 Meetings	0	0	200	200
529220 Conferences	775	1,180	2,000	2,000
529230 Training	824	103	1,200	1,200
529300 Dues and Memberships	1,468	1,734	1,400	2,400
529650 Pre Employment Costs	111	41	150	150
529740 Fairs and Shows	23	204	500	700
529860 Permits	20	20	20	20
529999 Miscellaneous Expense	3,746	0	0	0
Miscellaneous Total	8,786	4,961	9,940	10,570
Materials and Services Total	149,014	195,406	216,545	242,119
Administrative Charges				
611100 County Admin Allocation	8,070	9,313	11,230	13,288
611200 BS Admin Allocation	0	0	0	3,214
611230 Courier Allocation	319	543	550	553
611250 Risk Management Allocation	1,000	1,000	1,000	1,996
611260 Human Resources Allocation	11,432	11,730	13,941	17,709
611300 Legal Services Allocation	2,502	2,831	3,222	3,943
611400 Information Tech Allocation	32,984	37,694	39,594	52,460
611410 FIMS Allocation	7,573	10,163	7,799	9,835
611420 Telecommunications Allocation	5,354	12,154	10,065	8,353
611430 Technology Solution Allocation	53,391	47,828	43,168	16,885
611600 Finance Allocation	18,573	16,949	19,065	21,176
611800 MCBEE Allocation	24	19	6,043	8,425
612100 IT Equipment Use Charges	6,052	6,283	3,026	12,606
614100 Liability Insurance Allocation	2,100	3,100	2,700	7,500
614200 WC Insurance Allocation	1,700	1,900	1,800	5,200
Administrative Charges Total	151,074	161,506	163,203	183,143
Debt Service Principal				
541200 Lease Financing Principal	13,472	0	0	0
Debt Service Principal Total	13,472	0	0	0

MARION COUNTY FY 2024-25 BUDGET

BY DEPARTMENT

JUSTICE COURT

100 - General Fund	Actual FY 21-22	Actual FY 22-23	Budget FY 23-24	Proposed FY 24-25
Debt Service Interest				
542200 Lease Interest	152	(136)	0	0
Debt Service Interest Total	152	(136)	0	0
General Fund Total	910,097	975,374	1,179,309	1,263,124
Justice Court Grand Total	910,097	975,374	1,179,309	1,263,124

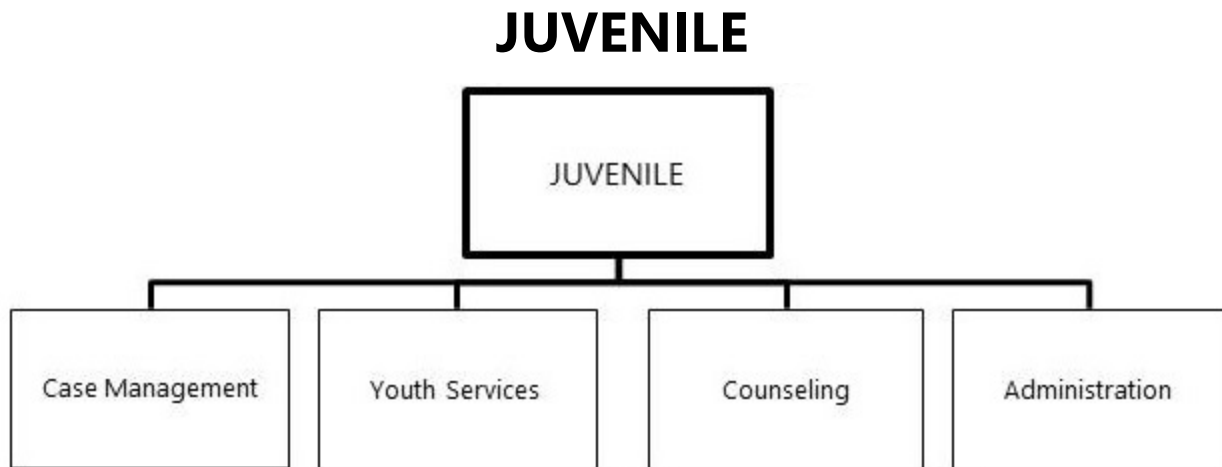
MARION COUNTY FY 2024-25 BUDGET
BY DEPARTMENT
JUSTICE COURT

THIS PAGE HAS BEEN INTENTIONALLY LEFT BLANK

MARION COUNTY FY 2024-25 BUDGET

BY DEPARTMENT

JUVENILE



MISSION STATEMENT

Improve public safety by working with parents, guardians, youth and the community, to provide youth accountability, and opportunities for positive change.

GOALS AND OBJECTIVES

- Goal 1 Create positive changes in the lives of the youth referred to the Juvenile Department and equip them with the skills to engage in pro-social activities, emotionally regulate, problem solve, and make positive decisions. Ensure that programming options and decisions focus on this goal.
- Objective 1 Continue to research and identify the efficacy of new and emerging resources to support youth in their transition from Juvenile Department programs back to home that not only helps them prior to transition but provides additional resources to raise their likelihood of success upon returning home. Focus staff resources on this area to help achieve the highest success.
 - Objective 2 Continue to improve communication with both inter-department staff, as well as community partners to help to build a culture that focuses on the best outcomes for youth despite the different roles of individual programs and partners.
 - Objective 3 Implement resources that were identified over the last year to help increase access to youth and families, including feedback and information kiosks in the lobby, updated pamphlets and updating the Juvenile public website to be more user friendly. Continue to ensure that access is equitable to families, identify barriers to access, and work with families to remove those barriers.
 - Objective 4 Continue to provide and seek out additional resources for homeless youth and find ways for them to connect with the resources in a safe and supportive manner.
- Goal 2 Ensure equitable access and fair treatment of all youth and staff.
- Objective 1 Work closely with community partners, both historic and new, to establish how to effectively support each other's goals and vision as it relates to mutual youth and families. Create an advisory group to drive discussions about how to effectively move forward as a department in being solution oriented regarding systemic issues that create disproportionate minority contacts within the Juvenile Justice system.
 - Objective 2 Continue to build on the work over the last year in the provision of cultural and equity focused training for staff to create a greater understanding of the role and impact of the Juvenile Department on systemic racial inequities, gender issues, and LGBTQI+ youth.
 - Objective 3 Implement all components of the shared plan and vision that was created by the diversity, equity and inclusion workgroup and establish additional groups to ensure that the department designated plan continues to move forward.

MARION COUNTY FY 2024-25 BUDGET

BY DEPARTMENT

JUVENILE

- Goal 3 Become increasingly data driven to allow the Department to create program efficiencies and opportunities that are fiscally responsible, up to date on current research and data trends, and focused on building future infrastructure in its approach to effective programming for youth and provision of resources for staff.
- Objective 1 Continue to focus on modifying and updating both language and content in old policies, in addition to, developing new policies and procedures to ensure that current practices meet program goals and focus on appropriate developmental levels for youth while creating accountability of purchasing, property management, and loss control practices.
- Objective 2 Closely monitor and track outcomes from new positions and programming concepts to help support and sustain impacts on the work of the Department in an effective way.
- Objective 3 Continue to expand the pursuit of grants through the Research, Data and Evaluation unit in order to better support the overall mission and values of the department and further drive effective planning and programming for all youth.
- Objective 4 Continue to monitor the trends in referral and arrest data and the impact on the population in detention to prepare for increased need, if necessary, with current staffing and service level positions.

MARION COUNTY FY 2024-25 BUDGET

BY DEPARTMENT

JUVENILE

DEPARTMENT OVERVIEW

Most juveniles are referred to the Juvenile Department by police officers throughout the county; however, youth nine to thirteen can be referred by nonprofits, schools, and parents to the department's voluntary Juvenile Crime Prevention Family Support Program.

Juveniles are referred for crimes or violations through a police report, or physically brought to Detention by police for more serious crimes. The Juvenile Department implements evidence-based, promising practices, and effective interventions to address youth behaviors, reduce risk factors, provide skill building opportunities, and enhance protective factors. Our goal is to not only hold juveniles accountable for their actions, but to also help redirect them towards positive outcomes by providing skill-based programs and treatments that elicit attitude and behavior changes that promote public safety and youth success. A juvenile might appear before a judge, undergo informal processing at the department, or enter into a community diversion program such as peer courts. Once a judge orders probation, juveniles are supervised in the community by Juvenile Probation Officers. Timely payment of restitution to victims is a critical component of accountability and a strong value of the department.

MARION COUNTY FY 2024-25 BUDGET

BY DEPARTMENT

JUVENILE

RESOURCE AND REQUIREMENT SUMMARY

Juvenile	FY 21-22 ACTUAL	FY 22-23 ACTUAL	FY 23-24 BUDGET	FY 24-25 PROPOSED	+/- %
RESOURCES					
Intergovernmental Federal	712,418	343,990	310,000	315,972	1.9%
Intergovernmental State	1,288,605	1,487,825	1,405,205	1,331,552	-5.2%
Intergovernmental Local	0	1,000	0	0	n.a.
Charges for Services	622,912	837,854	773,207	1,490,958	92.8%
Interest	2,426	8,496	4,500	13,200	193.3%
Other Revenues	12,733	8,168	5,000	8,200	64.0%
General Fund Transfers	12,383,077	13,545,823	15,412,402	16,505,052	7.1%
Other Fund Transfers	213,898	195,661	334,993	218,908	-34.7%
Financing Proceeds	36,097	0	0	0	n.a.
Net Working Capital	1,107,636	1,338,372	1,540,479	1,284,178	-16.6%
TOTAL RESOURCES	16,379,803	17,767,189	19,785,786	21,168,020	7.0%
REQUIREMENTS					
Personnel Services					
Salaries and Wages	7,411,774	7,952,793	9,343,902	9,853,462	5.5%
Fringe Benefits	4,517,829	4,801,967	5,657,748	6,058,219	7.1%
Total Personnel Services	11,929,603	12,754,759	15,001,650	15,911,681	6.1%
Materials and Services					
Supplies	151,381	208,526	319,424	388,613	21.7%
Materials	128,764	192,091	194,200	214,618	10.5%
Communications	48,590	57,020	59,738	59,756	0.0%
Utilities	159,579	187,463	193,553	220,642	14.0%
Contracted Services	517,080	553,919	523,265	608,062	16.2%
Repairs and Maintenance	97,155	188,951	97,150	97,573	0.4%
Rentals	60,161	68,212	95,580	92,498	-3.2%
Insurance	6,731	6,879	8,800	6,900	-21.6%
Miscellaneous	163,669	112,437	140,734	137,302	-2.4%
Total Materials and Services	1,333,110	1,575,498	1,632,444	1,825,964	11.9%
Administrative Charges	1,701,476	1,884,571	2,224,554	2,548,434	14.6%
Capital Outlay	54,317	7,911	0	0	n.a.
Debt Service Principal	10,855	0	0	0	n.a.
Debt Service Interest	233	(29)	0	0	n.a.
Transfers Out	11,866	4,000	0	0	n.a.
Contingency	0	0	352,060	443,302	25.9%
Reserve for Future Expenditure	0	0	575,078	438,639	-23.7%
TOTAL REQUIREMENTS	15,041,460	16,226,711	19,785,786	21,168,020	7.0%
FTE	108.50	109.75	113.75	115.75	1.8%

MARION COUNTY FY 2024-25 BUDGET

BY DEPARTMENT

JUVENILE

FUNDS

Fund Name	FY 21-22 ACTUAL	FY 22-23 ACTUAL	FY 23-24 BUDGET	FY 24-25 PROPOSED	% of Total
RESOURCES					
FND 100 General Fund	12,640,395	13,545,938	15,412,402	16,505,052	78.0%
FND 125 Juvenile Grants	3,739,408	4,221,252	4,373,384	4,662,968	22.0%
TOTAL RESOURCES	16,379,803	17,767,189	19,785,786	21,168,020	100.0%
REQUIREMENTS					
FND 100 General Fund	12,640,424	13,545,938	15,412,402	16,505,052	78.0%
FND 125 Juvenile Grants	2,401,036	2,680,773	4,373,384	4,662,968	22.0%
TOTAL REQUIREMENTS	15,041,460	16,226,711	19,785,786	21,168,020	100.0%

PROGRAMS

	FY 21-22 ACTUAL	FY 22-23 ACTUAL	FY 23-24 BUDGET	FY 24-25 PROPOSED	+/- %
RESOURCES					
Juvenile Case Management	4,354,411	4,656,355	5,244,555	5,534,259	5.5%
Juvenile Youth Services	8,411,103	9,316,320	10,674,575	11,080,802	3.8%
Juvenile Counseling	1,388,232	1,354,452	1,209,039	1,160,827	-4.0%
JU Administration	2,226,057	2,440,063	2,657,617	3,392,132	27.6%
TOTAL RESOURCES	16,379,803	17,767,189	19,785,786	21,168,020	7.0%
REQUIREMENTS					
Juvenile Case Management	4,336,301	4,646,038	5,244,555	5,534,259	5.5%
Juvenile Youth Services	8,056,712	8,830,537	10,674,575	11,080,802	3.8%
Juvenile Counseling	504,020	469,411	1,209,039	1,160,827	-4.0%
JU Administration	2,144,428	2,280,725	2,657,617	3,392,132	27.6%
TOTAL REQUIREMENTS	15,041,460	16,226,711	19,785,786	21,168,020	7.0%

MARION COUNTY FY 2024-25 BUDGET

BY DEPARTMENT

JUVENILE

Juvenile Case Management Program

- Juvenile Crime Prevention Family Support Program provides a voluntary early intervention service for youth nine to thirteen within the context of working with the youth and their families. Youth are referred by school personnel, law enforcement, social service agencies, or self-referred by families. The program works to support the family system and relationships to prevent or minimize involvement in the juvenile justice system.
- Families are supported in family function and relationships, holding youth accountable, providing appropriate structure, limit setting, consequences and rewards, and assistance in accessing treatment resources for family counseling, substance abuse, and mental health issues, as necessary.
- Police referrals alleging law violation or criminal offenses are assessed by Juvenile Probation Officers using a validated risk assessment to determine the level of intervention, supervision, and support required to reduce risk factors and enhance positive attitudes, values, beliefs, and behaviors. A case plan is developed with the youth and family to create a road map of goals and actions within the risk domains of substance abuse, family functioning, education, negative peer associations, and attitudes, values, and beliefs.
- Probation Officers hold youth accountable, support victim rights, and enforce payment of restitution. Behavior change is facilitated through the use of evidence-based, promising practices, or effective interventions that develop skills and personal responsibility while considering trauma experiences and adolescent development.
- The basis of probation in Marion County is the use of Effective Practices in Community Supervision (EPICS) which challenges attitudes, values, and beliefs and facilitates problem solving, decision making, and emotional regulation.
- Education Advocates engage youth in the Juvenile Department’s Education Program by advocating for appropriate education accommodations, providing support, skill building, and services for credit recovery; thereby improving attendance, behavior, grades, and overall educational success.

Program Summary

Juvenile

Program: Juvenile Case Management

	FY 21-22 ACTUAL	FY 22-23 ACTUAL	FY 23-24 BUDGET	FY 24-25 PROPOSED	+/- %
RESOURCES					
Intergovernmental Federal	116,757	57,537	58,268	0	-100.0%
Intergovernmental State	260,901	269,807	316,282	295,076	-6.7%
Intergovernmental Local	0	1,000	0	0	n.a.
Charges for Services	8,135	63,416	150,000	287,906	91.9%
Other Revenues	3,425	0	0	0	n.a.
General Fund Transfers	3,869,762	4,190,148	4,516,979	4,769,972	5.6%
Other Fund Transfers	67,722	56,335	192,710	172,123	-10.7%
Net Working Capital	27,709	18,112	10,316	9,182	-11.0%
TOTAL RESOURCES	4,354,411	4,656,355	5,244,555	5,534,259	5.5%
REQUIREMENTS					
Personnel Services	3,701,736	3,901,970	4,431,718	4,631,832	4.5%
Materials and Services	104,892	150,736	188,153	207,498	10.3%
Administrative Charges	524,860	589,333	622,218	694,929	11.7%
Debt Service Principal	4,776	0	0	0	n.a.
Debt Service Interest	38	(1)	0	0	n.a.
Transfers Out	0	4,000	0	0	n.a.
Reserve for Future Expenditure	0	0	2,466	0	-100.0%
TOTAL REQUIREMENTS	4,336,301	4,646,038	5,244,555	5,534,259	5.5%
FTE	33.32	33.32	34.10	34.60	1.5%

MARION COUNTY FY 2024-25 BUDGET

BY DEPARTMENT

JUVENILE

FTE By Position Title By Program

Program: Juvenile Case Management	
Position Title	FTE
Education Services Advocate	2.00
Education Services Advocate (Bilingual)	2.00
Family Support Specialist	2.00
Family Support Specialist (Bilingual)	1.00
Juvenile Probation Case Aide (Bilingual)	1.00
Juvenile Probation Officer	13.00
Juvenile Probation Officer (Bilingual)	9.00
Juvenile Program Supervisor	2.60
Office Specialist 2	1.00
Office Specialist 2 (Bilingual)	1.00
Program Juvenile Case Management FTE Total:	34.60

FTE Changes

There is an increase of .50 FTE due to supervision over the Family Support Specialists changing from a Probation Supervisor under Juvenile Case Management to the Counseling Supervisor under the Juvenile Counseling Program.

Juvenile Case Management Program Budget Justification

RESOURCES

Intergovernmental Federal Revenue decreased due to reclassification of revenue to Other Fund Transfers from Title IV-E Net Working Capital (NWC).

The decrease in Intergovernmental State Revenue is due to a decrease in Juvenile Crime Prevention (JCP) funding for the 23-25 State of Oregon biennium through an Intergovernmental Agreement with Oregon Department of Education (ODE) that assists in funding positions in the Family Support Program.

Charges for Services increased due to Behavioral Health Resource Network (BHRN) funding received from Marion County Health and Human Services Department (MCHHS) to fund one Family Support Specialist Position to assist youth and families dealing with drug and alcohol addiction.

The decrease in Other Fund Transfers is due to funding received from MCHHS to cover personnel and materials and services costs for one Family Support Specialist position being reclassified to Charges for Services.

REQUIREMENTS

Personnel Services increased due to normal step increases and related fringe benefit increases.

Materials and Services increased due to new Lifecycle Equipment Replacement Program (LERP) and Office 365 fees charged to Juvenile Department.

MARION COUNTY FY 2024-25 BUDGET

BY DEPARTMENT

JUVENILE

Juvenile Youth Services Program

- The thirty-two-bed detention facility provides secure custody for youth accused of acts which, if committed by adults, would constitute a crime. Youth who can be detained are pre-adjudicated and pose a public safety risk, are at risk to not appear for court appearances, are charged with a Measure 11 offense, or youth post adjudication serving a sanction for violation of a condition of court-ordered probation supervision.
- Detention provides a structured environment that emphasizes personal responsibility through modeling, teaching, and providing opportunities to practice skills for effective communication, problem solving, emotional regulation, and decision making.
- Guaranteed Attendance Program (GAP) is a ninety-day voluntary residential shelter care program that serves as an alternative to Detention, diversion from placement in a youth correctional or residential treatment facility, and temporary out-of-home placement while appropriate placements are considered.
- GAP utilizes and teaches youth the Dialectical Behavioral Therapy (DBT) model of behavior change, and Case Managers teach these same skills to their parents.
- Alternative Programs is an extensive work program providing an opportunity for youth to earn and pay restitution owed to victims, complete community service obligations, and gain employment and trade skill competencies.
- Through partnerships with the community, supervised work crews fulfill contracts with city, state, and county agencies. In addition, on campus, metal and wood goods are manufactured and sold in the Fresh Start Market, a coffee, soup, and sandwich business operated by youth learning customer service, barista skills, food preparation, and cash handling.

Program Summary

Juvenile

Program: Juvenile Youth Services

	FY 21-22 ACTUAL	FY 22-23 ACTUAL	FY 23-24 BUDGET	FY 24-25 PROPOSED	+/- %
RESOURCES					
Intergovernmental Federal	301,606	160,963	251,732	0	-100.0%
Intergovernmental State	995,751	1,138,856	953,895	957,476	0.4%
Charges for Services	614,777	774,438	623,207	1,203,052	93.0%
Other Revenues	34	29	0	0	n.a.
General Fund Transfers	6,166,885	6,762,024	8,042,461	8,181,938	1.7%
Other Fund Transfers	146,176	125,602	317,497	125,441	-60.5%
Financing Proceeds	20,545	0	0	0	n.a.
Net Working Capital	165,329	354,407	485,783	612,895	26.2%
TOTAL RESOURCES	8,411,103	9,316,320	10,674,575	11,080,802	3.8%
REQUIREMENTS					
Personnel Services	6,422,084	6,958,411	8,187,119	8,599,041	5.0%
Materials and Services	713,279	902,711	864,683	776,122	-10.2%
Administrative Charges	879,950	961,521	1,150,845	1,258,628	9.4%
Capital Outlay	38,765	7,911	0	0	n.a.
Debt Service Principal	2,522	0	0	0	n.a.
Debt Service Interest	112	(16)	0	0	n.a.
Contingency	0	0	282,754	305,168	7.9%
Reserve for Future Expenditure	0	0	189,174	141,843	-25.0%
TOTAL REQUIREMENTS	8,056,712	8,830,537	10,674,575	11,080,802	3.8%
FTE	58.25	59.25	59.25	61.25	3.4%

MARION COUNTY FY 2024-25 BUDGET

BY DEPARTMENT

JUVENILE

FTE By Position Title By Program

Program: Juvenile Youth Services	
Position Title	FTE
Alternative Program Worker 2	8.00
Alternative Program Worker 2 (Bilingual)	1.00
Alternative Program Worker 3	7.00
Assistant Juvenile Supervisor	2.00
GAP Case Manager	1.00
GAP Case Manager (Bilingual)	1.00
Group Worker 2	25.25
Group Worker 2 (Bilingual)	5.00
Group Worker 2 (MSR)	3.00
Group Worker 2 (MSR) (Bilingual)	1.00
Juvenile Detention Supervisor	1.00
Juvenile Program Supervisor	2.00
Office Specialist 2 (Bilingual)	2.00
Office Specialist 3	2.00
Program Juvenile Youth Services FTE Total:	61.25

- In addition to the above there are 9.50 FTE temporary positions.

FTE Changes

There is an increase of 2.0 FTE due to the addition of two Group Worker 2 positions in Detention to be funded by a contract with Clackamas County for dedicated detention beds.

Juvenile Youth Services Program Budget Justification

RESOURCES

The decrease in Intergovernmental Federal Revenue is due to personnel costs previously costed to Title IV-E being recosted to Charges for Services.

The increase in Charges for Services is from an estimated increase in Medicaid Fees based on prior year actuals and a gradual return to pre-COVID level of services. Behavioral Rehabilitation Services (BRS) revenue funds the Guaranteed Attendance Program (GAP) and has been inconsistent in prior fiscal years because of lower number of youth in the GAP program caused by reduction in services due to COVID-19. Charges for Services also includes new revenue due to a contract with Clackamas County for 3 dedicated detention beds.

The decrease in Other Fund Transfers is due to reduced Title IV-E funds transferred to Juvenile Youth Services Program to cover personnel costs not covered by other grant revenue.

The increase in Net Working Capital (NWC) is due to increased carryover of BRS funding from the prior fiscal year.

REQUIREMENTS

Personnel Services increased due to the addition of 2 Group Worker 2 positions in Detention, and normal step increases and related fringe benefit increases, including the employer contribution to Paid Leave Oregon.

The decrease in Materials and Services is due to requirements for contracted nursing services being costed to Juvenile Administration Program, and the reduction of costs for contracted nursing services overall with the addition of permanent nursing staff.

The increase in Contingency is from estimated NWC from the prior year and an expected increase in revenue earned through the Juvenile Fresh Start Market.

MARION COUNTY FY 2024-25 BUDGET

BY DEPARTMENT

JUVENILE

Juvenile Counseling Program

- Counselors provide mental health and suicide/self-harm screening for all youth in Detention.
- Provide counseling and mental health crisis services for youth in Detention and consultation with staff and Probation Officers to create interventions and programming to enhance well-being and safety.
- Provide coordination with community agencies providing mental health support and services to assist Probation Officers to develop placements and supports for youth with significant mental health needs.
- Provide individual, group, and family counseling for probation clients in the community who are unable to access community-based treatment, as workload allows.

Program Summary

Juvenile	Program: Juvenile Counseling				
	FY 21-22 ACTUAL	FY 22-23 ACTUAL	FY 23-24 BUDGET	FY 24-25 PROPOSED	+/- %
RESOURCES					
Intergovernmental Federal	118,228	31,028	0	315,972	n.a.
General Fund Transfers	408,389	439,212	639,032	579,507	-9.3%
Other Fund Transfers	0	0	(315,035)	(212,093)	-32.7%
Net Working Capital	861,615	884,213	885,042	477,441	-46.1%
TOTAL RESOURCES	1,388,232	1,354,452	1,209,039	1,160,827	-4.0%
REQUIREMENTS					
Personnel Services	314,015	328,605	741,827	647,023	-12.8%
Materials and Services	97,153	44,764	102,000	109,441	7.3%
Administrative Charges	91,206	96,042	119,195	151,619	27.2%
Debt Service Principal	1,636	0	0	0	n.a.
Debt Service Interest	10	0	0	0	n.a.
Contingency	0	0	69,306	138,134	99.3%
Reserve for Future Expenditure	0	0	176,711	114,610	-35.1%
TOTAL REQUIREMENTS	504,020	469,411	1,209,039	1,160,827	-4.0%
FTE	6.19	6.19	5.90	5.50	-6.8%

FTE By Position Title By Program

Program: Juvenile Counseling	
Position Title	FTE
Family Intervention Therapist	1.00
Family Intervention Therapist (Bilingual)	1.00
Juvenile Program Supervisor	0.50
Mental Health Spec 2	2.00
Mental Health Specialist, Licensed (Bilingual)	1.00
Program Juvenile Counseling FTE Total:	5.50

FTE Changes

There is a net decrease of .40 FTE due to .50 FTE for the Juvenile Program Supervisor being recosted to Juvenile Case Management for supervision of 3 Family Support Specialists, and .10 FTE for supervision of the Education Support Program being reassigned to a Juvenile Program Supervisor in the Juvenile Administration Program.

MARION COUNTY FY 2024-25 BUDGET

BY DEPARTMENT

JUVENILE

Juvenile Counseling Program Budget Justification

RESOURCES

The increase in Intergovernmental Federal Revenue is due to new estimated Title IV-E grant funds being recorded to the Juvenile Counseling Program with funds to other programs allocated by intrafund transfer to cover personnel costs.

General Fund Transfers decreased due to the reallocation of .50 FTE for the Juvenile Program Supervisor for Counseling Services to Juvenile Case Management for supervision of 3 Family Support Specialists.

Other Fund Transfers decreased due to a reduction of Title IV-E Net Working Capital (NWC) being transferred to other programs to cover personnel costs.

Net Working Capital decreased due to reduced carryover from the prior fiscal year from Title IV-E Revenue.

REQUIREMENTS

Personnel Services decreased due to .50 FTE of the Juvenile Program Supervisor for Counseling being recosted to the Juvenile Case Management Program for the supervision of 3 Family Support Specialists.

There was no significant change to Materials and Services.

The decrease in Reserve for Future Expenditures is due to increased Administrative Charges and the reallocation of Title IV-E Net Working Capital to balance increased personnel costs and reduced grant funding within Juvenile Grant 125 Fund.

MARION COUNTY FY 2024-25 BUDGET

BY DEPARTMENT

JUVENILE

JU Administration Program

- Establish department vision, goals and objectives, provide leadership, and facilitate training and accountability for effective delivery of services that reduce juvenile risk factors and increase strengths, assets, and skill development for positive youth outcomes.
- Collect and analyze data for evaluation of service delivery, to make policy decisions, and for program and intervention changes to achieve desired outcomes.
- Responsibly manage and account for the department fiscal revenue and expenditures.
- Receive, process, and maintain records in compliance with Oregon Revised Statutes.
- Provide reception and clerical support to customers and all department staff.

Program Summary

Juvenile	Program: JU Administration				
	FY 21-22 ACTUAL	FY 22-23 ACTUAL	FY 23-24 BUDGET	FY 24-25 PROPOSED	+/- %
RESOURCES					
Intergovernmental Federal	175,827	94,462	0	0	n.a.
Intergovernmental State	31,953	79,162	135,028	79,000	-41.5%
Interest	2,426	8,496	4,500	13,200	193.3%
Other Revenues	9,273	8,139	5,000	8,200	64.0%
General Fund Transfers	1,938,040	2,154,440	2,213,930	2,973,635	34.3%
Other Fund Transfers	0	13,724	139,821	133,437	-4.6%
Financing Proceeds	15,552	0	0	0	n.a.
Net Working Capital	52,984	81,640	159,338	184,660	15.9%
TOTAL RESOURCES	2,226,057	2,440,063	2,657,617	3,392,132	27.6%
REQUIREMENTS					
Personnel Services	1,491,769	1,565,773	1,640,986	2,033,785	23.9%
Materials and Services	417,785	477,287	477,608	732,903	53.5%
Administrative Charges	205,461	237,676	332,296	443,258	33.4%
Capital Outlay	15,552	0	0	0	n.a.
Debt Service Principal	1,921	0	0	0	n.a.
Debt Service Interest	74	(11)	0	0	n.a.
Transfers Out	11,866	0	0	0	n.a.
Reserve for Future Expenditure	0	0	206,727	182,186	-11.9%
TOTAL REQUIREMENTS	2,144,428	2,280,725	2,657,617	3,392,132	27.6%
FTE	10.75	11.00	14.50	14.40	-0.7%

FTE By Position Title By Program

Program: JU Administration	
Position Title	FTE
Accounting Specialist	1.00
Administrative Services Manager	1.00
Asst Director of Juvenile Department	1.00
Contracts Specialist	1.00
Juvenile Department Nurse (LPN)	2.00
Juvenile Department Nurse (RN)	1.00

MARION COUNTY FY 2024-25 BUDGET
BY DEPARTMENT
JUVENILE

Program: JU Administration	
Position Title	FTE
Juvenile Dept Director	1.00
Juvenile Program Supervisor	0.90
Management Analyst 1	1.00
Management Analyst 2	1.00
Office Manager	1.00
Office Specialist 2	0.50
Records Specialist	2.00
Program JU Administration FTE Total:	14.40

FTE Changes

There is a decrease of .10 FTE due to the reassignment of supervision of the Education Support Program from Juvenile Counseling to Juvenile Administration Program, with .10 FTE costed to the Juvenile Case Management Program.

JU Administration Program Budget Justification

RESOURCES

Intergovernmental State Revenue decreased due to a reduction in estimated revenue from Oregon Youth Authority for Juvenile Expunctions based on prior year actuals and current year projections.

General Fund Transfers increased due to the addition of 3.00 FTE for one Juvenile Department Nurse (RN) and two Juvenile Department Nurse (LPN) positions for nursing services for youth in Detention, Guaranteed Attendance Program (GAP), and Alternative Programs, added in the prior fiscal year.

REQUIREMENTS

Personnel Services increased due to the addition of 3.0 FTE for one Juvenile Department Nurse (RN) and two Juvenile Department Nurse (LPN) positions for nursing services for youth in Detention, Guaranteed Attendance Program (GAP), and Alternative Programs, added in the prior fiscal year.

The increase in Materials and Services is largely due to increases in Utilities, Fleet Leases, and the addition of fees for Lifecycle Equipment Replacement Program (LERP) and Microsoft 365 fees allocated to Juvenile Department.

Reserve for Future Expenditures decreased due to a decrease in estimated revenue from OYA for automatic expunction of juvenile records and increased Administrative Services charges.

MARION COUNTY FY 2024-25 BUDGET

BY DEPARTMENT

JUVENILE

KEY DEPARTMENT ACCOMPLISHMENTS

- The Probation Unit sought out ways to enhance the diversion opportunities offered to low risk youth. In the last year we re-allocated staff in order to grow our Intake Unit. We now have 3 Probation Officers who concentrate on diverting youth towards education, community engagement, or short-term supervision with the goal of preventing a return. We re-engaged with Neighbor to Neighbor and started a connection with Court Solutions. Neighbor to Neighbor focuses on community dispute resolution through in person mediation. Court Solutions offers a wide variety of high quality, online and self-paced educational classes. These additions to our diversion options help us reach and serve an increased amount of youth and families.
- The Juvenile Department reached out to community agencies to increase collaboration and instruction for the youth at our Recognizing Opportunity Center (ROC). We contracted services with Handle Your Business (HYB) Counseling to provide group therapy 2 nights a week. We also engaged with Project Peace, who offered several 8-week courses that focused on developing and implementing an outward mindset with self, family and community. These were both offered to our youth on site at the ROC.
- Alternative Programs Culinary program successfully took over all food operations at the department, implementing a new and enhanced menu for lunch, dinner, and snacks for youth in all programs. The Culinary program provides baked goods and soups made from scratch for the Fresh Start Market and has incorporated food from the Alternative Programs garden and orchard into the food produced for youth programs and the Fresh Start Market. A new catering menu was developed and is now available both off and on site.
- Detention, for the first time in its history, had 2 youth graduate from the Mill Creek Academy that is operated inside of detention by the Willamette Education Service District (WESD). Both youth were facing lengthy sentencing but continued to pursue their goals with the support of detention and education staff. Detention and WESD staff are also working on a gardening program that is scheduled to be implemented in Spring 2024.
- Detention, as a focus on safety, had staff trained in the use of survival tactics. A higher number of youth are entering detention on serious, person on person charges, and have presented as more aggressive and confrontational. The survival tactics provide staff with additional tools to protect themselves and de-escalate aggressive youth.
- Research, Data and Evaluation unit wrote and was awarded a grant for Youth Violence and Gang Prevention activities at the ROC and were a great statewide partner and resource in the planning and rollout for new laws relating to Enhanced Expunctions and Sex Trafficking Vulnerability Screenings.
- The records department completed 217 Juvenile Expunctions completed FY to date and 322 Bipartisan Safer Communities Act of 2022 Background Checks which is a federal requirement for enhanced background checks for persons between the ages of 18-20 years old to purchase firearms.
- Educational Advocates, in the last 12 months, assisted 18 youth receiving services to earn their Highschool Diplomas and GEDS and an additional 5 youth passed a total of 12 GED tests on the path to earning their GED. Several youth are on track to graduate this June.
- Educational Advocates partnered with local school districts to extend diagnostic and testing opportunities for youth to better serve them in their educational pursuits.

MARION COUNTY FY 2024-25 BUDGET

BY DEPARTMENT

JUVENILE

KEY INDICATORS

1: Juvenile Referral Data

Definition and Purpose

Law enforcement refer youth to the department by a police report. Each police report may contain allegations that a youth was involved in one or more crimes. A youth may be referred to the department in more than one police report over time. Unduplicated youth count is the number of individual youth referred. Referral count is how many police reports were received. Total allegations are the number of crimes contained in all of the police reports received.

Law enforcement can refer youth for felony and misdemeanor crimes and violations as defined in Oregon Statute, violation of local ordinances, or for status offenses such as runaway and beyond parental control.

Significance

Referral data provides the context for practice, resources, and policy decisions. It provides information on how many youth are referred and at what frequency.

This indicator supports Marion County Strategic Goal #1: Pursue a safe and secure community by protecting the people, property, and economy of Marion County. Increased capacity in programs and services that help keep youth out of trouble will also be needed as well as a continuum of services for juvenile offenders that offer the chance of rehabilitation and keep these youth out of the corrections system. Communities also need to encourage and promote healthy lifestyles and provide healthy, drug-free alternatives, and affordable activities for residents of all ages through increasing public education and awareness.

Data Units Calendar Year

Oregon utilizes the statewide Juvenile Justice Information System (JJIS) as the database for juvenile justice information.

Total Allegations:

CY 2021 Actual	CY 2022 Actual	CY 2023 Actual	CY 2024 Estimate	CY 2025 Estimate
1180	1697	2211	2217	2228

Referral Count:

CY 2021 Actual	CY 2022 Actual	CY 2023 Actual	CY 2024 Estimate	CY 2025 Estimate
693	896	1247	1227	1187

Unduplicated Youth Count:

CY 2021 Actual	CY 2022 Actual	CY 2023 Actual	CY 2024 Estimate	CY 2025 Estimate
511	663	840	826	798

Youth Supervised by Juvenile Department: Diversion/Informal Sanctions

CY 2021 Actual	CY 2022 Actual	CY 2023 Actual	CY 2024 Estimate	CY 2025 Estimate
155	240	340	351	373

Youth Supervised by Juvenile Department: Formal Accountability Agreement

CY 2021 Actual	CY 2022 Actual	CY 2023 Actual	CY 2024 Estimate	CY 2025 Estimate
151	166	172	162	143

MARION COUNTY FY 2024-25 BUDGET

BY DEPARTMENT

JUVENILE

Youth Supervised by Juvenile Department: Probation

CY 2021 Actual	CY 2022 Actual	CY 2023 Actual	CY 2024 Estimate	CY 2025 Estimate
372	410	395	382	357

Explanation of Trends and Changes

The juvenile department's referral processes are intricately tied to collaborative efforts with partner entities such as police agencies, schools, and courts. The COVID-19 global pandemic precipitated substantial declines in allegations, referrals, and youth counts throughout 2020 and 2021. The pandemic's effects were not limited to the department alone but also impacted its collaborating agencies, exacerbating the overall decline in activity.

As anticipated, 2022 witnessed marked increases in allegations, referrals, and youth counts as communities progressively eased restrictions. This aligns with projections, indicating a return to pre-pandemic trends where referrals and allegations declined, albeit not as sharply. This trend persisted into 2023, with notable growth of approximately 30% across these metrics. Despite this upward trajectory over the last two years, figures remain below pre-COVID-19 levels.

As a result of the rapid downturn during the pandemic and the subsequent resurgence of referrals in the last two years, the average growth rate over the past six years is nearly stagnant at +0.26%. To address the challenges and capitalize on emerging trends, the Juvenile department has continued its use of the Juvenile Crime Prevention Assessment and leveraged data analytics to optimize service delivery within the juvenile justice system for youth. These strategic measures aim to enhance outcomes and efficiency within the department's operational framework.

2: Recidivism

Definition and Purpose

As a measure of public safety, recidivism is defined as a new criminal referral within twelve months. A criminal referral is a law enforcement report to a juvenile department alleging one or more felonies or misdemeanors.

Significance

The Juvenile Department assesses the public safety risk of referred youth, and then targets programs, services, and interventions to reduce criminogenic risk factors. The desired outcome is a reduction in criminal activity and increase in public safety. This is the most significant outcome measure of the Juvenile Department.

This indicator supports Marion County Strategic Goal #1: Pursue a safe and secure community by protecting the people, property, and economy of Marion County.

Data Units Calendar Year

Oregon utilizes the statewide Juvenile Justice Information System (JJIS) as the database for juvenile justice information. The Oregon Youth Authority publishes reports from the database including Juvenile Recidivism All Juvenile Offenders By County. The following data is Marion County recidivism data by youth.

Number of juveniles:

CY 2020 Actual	CY 2021 Actual	CY 2022 Actual	CY 2023 Actual	CY 2024 Estimate
506	361	541	527 (Estimate)	514

MARION COUNTY FY 2024-25 BUDGET

BY DEPARTMENT

JUVENILE

No subsequent referrals:

CY 2020 Actual	CY 2021 Actual	CY 2022 Actual	CY 2023 Actual	CY 2024 Estimate
378 - 74.7%	271 - 75%	391 - 72.3%	375 (Estimate)	360

Subsequent referrals:

CY 2020 Actual	CY 2021 Actual	CY 2022 Actual	CY 2023 Actual	CY 2024 Estimate
128 - 25.3%	90 - 25%	150 - 27.7%	154 (Estimate)	158

Number of Juveniles ended probation:

CY 2020 Actual	CY 2021 Actual	CY 2022 Actual	CY 2023 Actual	CY 2024 Estimate
145	154	125	114 (Estimate)	103

Juveniles ended probation no subsequent referrals:

CY 2020 Actual	CY 2021 Actual	CY 2022 Actual	CY 2023 Actual	CY 2024 Estimate
122 - 84.1%	117 - 76%	99 - 79.2%	89 (Estimate)	79

Juveniles ended probation subsequent referrals:

CY 2020 Actual	CY 2021 Actual	CY 2022 Actual	CY 2023 Actual	CY 2024 Estimate
23 - 15.9%	37 - 24%	26 - 20.8%	27 (Estimate)	28

Explanation of Trends and Changes

The Marion County Juvenile Department has strategically adapted its programs and services to align with effective intervention practices aimed at reducing offending patterns, with a particular focus on diverting violations and low-risk youth away from the juvenile justice system.

In 2022, there was a notable 50% increase in the total number of youths served by the department. This surge follows the disruptions caused by the COVID-19 pandemic, which led to reduced referrals for youth in 2020 and 2021. Consequently, the significant decline in the growth rate of youth served during that period has been nearly erased, stabilizing at a modest -2.6% growth rate over the last six years.

While overall recidivism rates have shown a slight increase, there are promising indicators among youth who completed probation in 2022. This group demonstrated a 12-month recidivism improvement over the prior year, with nearly 4 out of 5 youth avoiding subsequent referrals. Recidivism is assessed based on whether a youth received a subsequent criminal referral in 2023 after an initial referral in 2022.

Effective identification and screening processes for suitable department programs or community services are pivotal in ongoing efforts to mitigate recidivism rates and promote positive outcomes for youth involved in the justice system.

MARION COUNTY FY 2024-25 BUDGET

BY DEPARTMENT

JUVENILE

Recidivism data are meticulously tracked through the Juvenile Justice Information System (JJIS), a statewide electronic database managed by the Oregon Youth Authority. However, it's important to note limitations in tracking recidivism into adulthood, which affects the accuracy of recidivism rates for individuals aged 17 and over. As a result, comparisons between recidivism rates and unduplicated youth counts may not be directly comparable within this system.

Given the complexities of recidivism measurement, reports are inherently one year behind as complete data from a full year is necessary to ensure accuracy. It's crucial to understand that recidivism is determined based on a youth's first qualifying criminal or misdemeanor referral within a year, rather than their initial referral as a juvenile. These nuances are critical for interpreting and leveraging recidivism data effectively in program and policy evaluations within the juvenile justice system.

3: Chronic Offender Recidivism

Definition and Purpose

Local, state, and national recidivism findings show that a smaller group of juvenile offenders commit a significant portion of crime. This group is referred to as "chronic offenders." The chronic offenders have three or more subsequent referrals.

Significance

Because chronic offenders have the highest rate of criminal activity, they have the greatest victim and community impact. Reducing the percent of chronic offenders, even by a small amount, significantly reduces crime in the community, victim impacts, and system costs.

This indicator supports Marion County Strategic Goal #1: Pursue a safe and secure community by protecting the people, property, and economy of Marion County.

Data Units Calendar Year

Oregon utilizes the statewide Juvenile Justice Information System (JJIS) as the database for juvenile justice information. The Oregon Youth Authority issues reports from the database including Juvenile Recidivism, All Juvenile Offenders By County, which includes chronic offender data.

Juveniles:

CY 2020 Actual	CY 2021 Actual	CY 2022 Actual	CY 2023 Actual	CY 2024 Estimate
506	361	541	526 (Estimate)	511

Chronic:

CY 2020 Actual	CY 2021 Actual	CY 2022 Actual	CY 2023 Actual	CY 2024 Estimate
34 - 7%	22 - 6%	31 - 5.7%	34 - 6.4% (Estimate)	37 - 7.2%

MARION COUNTY FY 2024-25 BUDGET

BY DEPARTMENT

JUVENILE

Explanation of Trends and Changes

The Marion County Juvenile Department is actively adapting our programs and services to align with promising and proven practices aimed at prioritizing and targeting effective intervention towards our highest-risk youth and chronic offenders. A chronic offender is defined as an individual with three or more criminal referrals within the 12 months following their initial referral.

In CY2022, we observed a drop in chronic recidivism rates (to 5.7% from 6.1% the prior year) despite an increase in the number of youths served. This positive trend reflects our department's strategic efforts and the impact of targeted interventions on reducing reoffending among chronic offenders.

These results underscore the effectiveness of our evolving strategies and highlight the importance of tailored interventions for high-risk youth and chronic offenders. By leveraging promising practices and data-driven approaches, we aim to continue improving outcomes and promoting positive trajectories for youth within the juvenile justice system.

4: Restitution Payments to Crime Victims

Definition and Purpose

Juveniles are required to compensate crime victims for the harm they have caused through monetary reimbursement of damage and loss. This accountability to victims is part of the court-ordered supervision process, and part of Formal Accountability Agreements for youth who agree to comply with specific conditions without the formal court process.

Significance

Oregon law requires the Juvenile Department to work with youth to pay court ordered restitution to victims in a timely manner. Payment of restitution holds the youth accountable for the harm they have caused and is of a high value to crime victims. This is a significant measure for victim satisfaction. Victims should expect and receive timely monetary compensation for harm caused to them or their property.

This indicator supports Marion County Strategic Goal #1: Pursue a safe and secure community by protecting the people, property, and economy of Marion County.

Data Units Calendar Year

Oregon utilizes the statewide Juvenile Justice Information System (JJIS) as the database for juvenile justice information. The Oregon Youth Authority issues reports from the database including restitution conditions fulfilled. In addition, the Juvenile Department utilizes Oregon eCourt Case Information (OECI) the State Court database, and our own internal tracking of restitution paid through the Alternatives Programs. Measuring both the amount of restitution paid through the department Alternatives Programs is important, as well as the amount of restitution ordered and the amount paid.

Number of Youth with closed restitution conditions - Ordered Amount less than \$10,000:

CY 2021 Actual	CY 2022 Actual	CY 2023 Actual	CY 2024 Estimate	CY 2025 Estimate
52	38	38	36	32

Number of Youth with closed restitution conditions - Ordered Amount greater than \$10,000:

CY 2021 Actual	CY 2022 Actual	CY 2023 Actual	CY 2024 Estimate	CY 2025 Estimate
5	2	3	3	3

Dollars owed from restitution cases closed - Ordered Amount less than \$10,000:

CY 2021 Actual	CY 2022 Actual	CY 2023 Actual	CY 2024 Estimate	CY 2025 Estimate
\$84,491	\$48,859	\$118,869	\$69,991	\$80,553

MARION COUNTY FY 2024-25 BUDGET

BY DEPARTMENT

JUVENILE

Dollars owed from restitution cases closed - Ordered Amount greater than \$10,000:

CY 2021 Actual	CY 2022 Actual	CY 2023 Actual	CY 2024 Estimate	CY 2025 Estimate
\$380,235	\$25,852	\$110,661	\$129,187	\$161,484

Dollars paid for closed restitution conditions - Ordered Amount less than \$10,000:

CY 2021 Actual	CY 2022 Actual	CY 2023 Actual	CY 2024 Estimate	CY 2025 Estimate
\$54,463	\$40,956	\$75,381	\$48,798	\$54,899

Dollars paid for closed restitution conditions - Ordered Amount greater than \$10,000:

CY 2021 Actual	CY 2022 Actual	CY 2023 Actual	CY 2024 Estimate	CY 2025 Estimate
\$41,829	\$7,083	\$9,860	\$14,693	\$18,366

Percentage of dollars paid of total restitution ordered - Amount less than \$10,000:

CY 2021 Actual	CY 2022 Actual	CY 2023 Actual	CY 2024 Estimate	CY 2025 Estimate
65%	84%	63%	70%	68%

Percentage of dollars paid of total restitution ordered - Amount greater than \$10,000:

CY 2021 Actual	CY 2022 Actual	CY 2023 Actual	CY 2024 Estimate	CY 2025 Estimate
11%	27%	9%	11%	11%

Money Judgement for closed restitution conditions - Ordered Amount less than \$10,000:

CY 2021 Actual	CY 2022 Actual	CY 2023 Actual	CY 2024 Estimate	CY 2025 Estimate
\$30,028	\$7,903	\$43,488	\$20,798	\$25,653

Money Judgement for closed restitution conditions - Ordered Amount greater than \$10,000:

CY 2021 Actual	CY 2022 Actual	CY 2023 Actual	CY 2024 Estimate	CY 2025 Estimate
\$338,406	\$18,769	\$100,801	\$114,494	\$143,118

Percentage Owed in Money Judgement - Ordered Amount less than \$10,000:

CY 2021 Actual	CY 2022 Actual	CY 2023 Actual	CY 2024 Estimate	CY 2025 Estimate
36%	16%	37%	30%	32%

Percentage Owed in Money Judgement - Ordered Amount greater than \$10,000:

CY 2021 Actual	CY 2022 Actual	CY 2023 Actual	CY 2024 Estimate	CY 2025 Estimate
89%	73%	91%	89%	89%

Number of youths closed with outstanding restitution - Ordered Amount less than \$10,000:

CY 2020 Actual	CY 2021 Actual	CY 2022 Actual	CY 2023 Actual	CY 2025 Estimate
2	22	5	16	5

Number of youths closed with outstanding restitution - Ordered Amount greater than \$10,000:

CY 2021 Actual	CY 2022 Actual	CY 2023 Actual	CY 2024 Estimate	CY 2025 Estimate
5	2	3	3	3

Percentage of youth who paid full restitution - Ordered Amount less than \$10,000:

CY 2021 Actual	CY 2022 Actual	CY 2023 Actual	CY 2024 Estimate	CY 2025 Estimate
70%	88%	58%	82%	78%

Percentage of youth who paid full restitution - Ordered Amount greater than \$10,000:

MARION COUNTY FY 2024-25 BUDGET

BY DEPARTMENT

JUVENILE

CY 2021 Actual	CY 2022 Actual	CY 2023 Actual	CY 2024 Estimate	CY 2025 Estimate
0%	0%	0%	0%	0%

Amount of restitution earned and paid to victims through the Alternative Programs (includes amounts from previous years, if youth is earning restitution from the previous year):

CY 2021 Actual	CY 2022 Actual	CY 2023 Actual	CY 2024 Estimate	CY 2025 Estimate
\$16,900	\$7,094	\$16,235	\$14,533	\$13,691

Explanation of Trends and Changes

Please note that all the above fields are based on closed restitution conditions in the Calendar Year identified except Alternative Programs. The Juvenile Department tracks many restitution payments to victims made by youth participating in paid Alternative Programs activities in the Calendar Year. Therefore, this number cannot be compared to dollars paid for closed restitution conditions in the same Calendar Year.

The above estimates were updated to cover the last 4 years and upon determination of a data issue on the front end of the reporting process that affected prior year data due to inconsistencies in entry at the time of completion of restitution orders. Careful examination of past data and current provides the best estimates for upcoming years and beyond in based on a shorter 4-year growth trend over prior 6-year trends due to these changes in practices.

MARION COUNTY FY 2024-25 BUDGET

BY DEPARTMENT

JUVENILE

Resources by Fund Detail

100 - General Fund	Actual FY 21-22	Actual FY 22-23	Budget FY 23-24	Proposed FY 24-25
Intergovernmental Federal				
331040 FEMA Disaster Assistance	0	115	0	0
331404 County American Rescue Plan	221,221	0	0	0
Intergovernmental Federal Total	221,221	115	0	0
General Fund Transfers				
381100 Transfer from General Fund	12,383,077	13,545,823	15,412,402	16,505,052
General Fund Transfers Total	12,383,077	13,545,823	15,412,402	16,505,052
Financing Proceeds				
383500 OFS: Lease Financing	36,097	0	0	0
Financing Proceeds Total	36,097	0	0	0
General Fund Total	12,640,395	13,545,938	15,412,402	16,505,052
125 - Juvenile Grants				
	Actual FY 21-22	Actual FY 22-23	Budget FY 23-24	Proposed FY 24-25
Intergovernmental Federal				
331210 Oregon Dept of Education	49,541	0	0	0
331234 DHS Title IV E Reimbursement	398,826	343,876	310,000	315,972
331404 County American Rescue Plan	42,830	0	0	0
Intergovernmental Federal Total	491,197	343,876	310,000	315,972
Intergovernmental State				
332068 Oregon Health Authority	0	52,523	0	0
332084 Oregon Youth Authority	1,054,940	1,105,957	1,130,342	1,073,819
332089 Oregon Department of Education	233,665	329,346	274,863	257,733
Intergovernmental State Total	1,288,605	1,487,825	1,405,205	1,331,552
Intergovernmental Local				
335950 Local Government Grants	0	1,000	0	0
Intergovernmental Local Total	0	1,000	0	0
Charges for Services				
341232 Insurance Fees	0	5,348	0	0
341240 Food Service Fees	15,182	32,650	20,000	20,000
341280 Detention Fees	0	0	0	229,950
341370 Medicaid Fees	388,629	487,821	369,207	705,102
341700 Victim Assistance Fees	694	591	0	0
341701 Children Assistance Fees	2,506	2,210	0	0
341710 Juvenile Probation Fees	3,896	3,029	0	0
341711 Juvenile Probation Fees FAA	1,038	0	0	0
341950 Retail Sales	210,966	248,619	234,000	248,000
347009 Other Services to County Depts	0	57,585	150,000	287,906
Charges for Services Total	622,912	837,854	773,207	1,490,958

MARION COUNTY FY 2024-25 BUDGET

BY DEPARTMENT

JUVENILE

125 - Juvenile Grants	Actual FY 21-22	Actual FY 22-23	Budget FY 23-24	Proposed FY 24-25
Interest				
361000 Investment Earnings	2,426	8,496	4,500	13,200
Interest Total	2,426	8,496	4,500	13,200
Other Revenues				
371000 Miscellaneous Income	3,425	0	0	0
372000 Over and Short	34	29	0	0
373100 Special Program Donations	9,273	8,139	5,000	8,200
Other Revenues Total	12,733	8,168	5,000	8,200
Other Fund Transfers				
381185 Transfer from Criminal Justice	213,898	192,200	223,005	218,908
381190 Transfer from Health	0	3,461	111,988	0
Other Fund Transfers Total	213,898	195,661	334,993	218,908
Net Working Capital				
392000 Net Working Capital Unrestr	1,107,636	1,338,372	1,540,479	1,284,178
Net Working Capital Total	1,107,636	1,338,372	1,540,479	1,284,178
Juvenile Grants Total	3,739,408	4,221,252	4,373,384	4,662,968
Juvenile Grand Total	16,379,803	17,767,189	19,785,786	21,168,020

MARION COUNTY FY 2024-25 BUDGET

BY DEPARTMENT

JUVENILE

Requirements by Fund Detail

100 - General Fund	Actual FY 21-22	Actual FY 22-23	Budget FY 23-24	Proposed FY 24-25
Personnel Services				
Salaries and Wages				
511110 Regular Wages	4,583,515	4,990,221	6,898,092	7,282,107
511115 Pandemic Recognition Pay	123,105	0	0	0
511120 Temporary Wages	286,109	263,732	474,105	474,180
511130 Vacation Pay	384,404	409,609	0	0
511140 Sick Pay	235,009	274,102	0	0
511141 Emergency Sick Pay	52,641	0	0	0
511150 Holiday Pay	349,446	367,343	0	0
511160 Comp Time Pay	68,394	91,369	92,475	87,107
511180 Differential Pay	7,842	11,534	15,823	14,138
511210 Compensation Credits	87,252	97,288	93,568	88,194
511240 Leave Payoff	12,356	14,144	0	0
511280 Cell Phone Pay	3,069	2,582	2,275	2,275
511290 Health Insurance Waiver Pay	13,872	19,899	19,200	19,200
511420 Premium Pay	47,799	100,505	101,702	100,436
511450 Premium Pay Temps	1,257	2,363	0	0
511520 Retention Bonus	0	2,580	0	0
Salaries and Wages Total	6,256,071	6,647,271	7,697,240	8,067,637
Fringe Benefits				
512010 Fringe Benefits Budget Only	0	0	74,758	74,079
512110 PERS	1,414,432	1,483,329	1,871,247	1,965,935
512120 401K	40,751	42,442	45,495	47,233
512130 PERS Debt Service	302,268	391,810	344,304	440,371
512200 FICA	456,433	499,900	570,774	599,630
512300 Paid Leave Oregon	0	14,432	30,787	31,407
512310 Medical Insurance	1,351,397	1,342,358	1,473,109	1,542,222
512320 Dental Insurance	109,595	109,721	124,945	130,071
512330 Group Term Life Insurance	10,112	10,921	11,799	13,090
512340 Long Term Disability Insurance	20,283	21,797	24,582	27,257
512400 Unemployment Insurance	18,827	19,409	10,511	11,088
512520 Workers Comp Insurance	1,717	1,719	2,987	2,822
512600 Wellness Program	3,273	3,283	3,563	3,563
512610 Employee Assistance Program	3,054	3,084	3,297	3,297
512700 County HSA Contributions	18,200	16,250	14,300	17,550
Fringe Benefits Total	3,750,342	3,960,455	4,606,458	4,909,615
Personnel Services Total	10,006,413	10,607,726	12,303,698	12,977,252
Materials and Services				
Supplies				
521010 Office Supplies	7,969	12,170	11,100	12,100

MARION COUNTY FY 2024-25 BUDGET

BY DEPARTMENT

JUVENILE

100 - General Fund	Actual FY 21-22	Actual FY 22-23	Budget FY 23-24	Proposed FY 24-25
Materials and Services				
521030 Field Supplies	28,598	37,306	23,000	33,700
521040 Institutional Supplies	16,035	30,581	22,950	38,450
521050 Janitorial Supplies	6,545	12,808	8,650	15,500
521070 Departmental Supplies	7,895	3,181	10,550	10,550
521080 Food Supplies	33,805	52,715	161,444	162,087
521090 Uniforms and Clothing	4,802	4,810	9,500	8,500
521100 Medical Supplies	1,210	5,653	5,900	6,050
521110 First Aid Supplies	432	154	575	375
521170 Educational Supplies	599	523	1,000	1,000
521190 Publications	1,809	450	885	885
521210 Gasoline	21,623	22,465	19,000	19,000
521220 Diesel	9,649	10,850	8,500	9,000
521230 Propane	198	128	200	200
521240 Automotive Supplies	1,994	497	1,500	1,500
521300 Safety Clothing	608	1,399	2,000	2,000
521310 Safety Equipment	1,469	533	1,000	500
Supplies Total	145,240	196,226	287,754	321,397
Materials				
522020 Crushed Rock	0	138	1,500	1,500
522080 Building Materials	457	1,823	2,000	2,000
522100 Parts	26,326	13,794	15,000	15,000
522120 Tires and Accessories	300	0	1,000	1,000
522140 Small Tools	2,654	3,892	4,500	4,500
522150 Small Office Equipment	3,622	12,907	6,000	6,000
522160 Small Departmental Equipment	15,593	17,010	22,000	21,000
522170 Computers Non Capital	808	1,983	2,200	18,001
522180 Software	24	324	2,000	1,000
Materials Total	49,783	51,870	56,200	70,001
Communications				
523010 Telephone Equipment	168	77	100	100
523015 Video Security Equipment	3,724	8,996	1,660	0
523020 Phone and Communication Svcs	1,082	1,270	1,600	1,600
523030 Fax	0	84	0	0
523040 Data Connections	14,539	14,600	14,560	14,660
523050 Postage	83	129	100	100
523060 Cellular Phones	25,161	26,197	33,178	33,478
523090 Long Distance Charges	220	256	440	430
523100 Radios and Accessories	252	1,487	400	400
Communications Total	45,229	53,096	52,038	50,768
Utilities				
524010 Electricity	105,245	129,888	129,436	150,275

MARION COUNTY FY 2024-25 BUDGET

BY DEPARTMENT

JUVENILE

100 - General Fund	Actual FY 21-22	Actual FY 22-23	Budget FY 23-24	Proposed FY 24-25
Materials and Services				
524020 City Operations and St Lights	2,889	2,805	2,639	2,884
524040 Natural Gas	11,376	15,788	13,256	16,656
524050 Water	2,695	2,904	3,132	3,472
524070 Sewer	11,242	12,418	12,620	14,156
524090 Garbage Disposal and Recycling	12,483	10,291	16,470	16,949
Utilities Total	145,931	174,093	177,553	204,392
Contracted Services				
525110 Consulting Services	24,331	26,690	25,000	22,700
525155 Credit Card Fees	0	15	0	0
525210 Medical Services	243,670	218,870	252,800	252,800
525211 Psychiatric Services	2,287	1,898	2,500	2,500
525235 Laboratory Services	1,871	1,674	1,100	1,100
525320 Food Services	112,276	122,481	0	0
525330 Transportation Services	872	214	1,000	1,000
525340 Counseling and Mentoring Svcs	3,580	5,075	3,500	3,500
525345 Youth Stipends	42,846	71,015	71,000	71,000
525350 Janitorial Services	821	920	1,400	1,400
525440 Client Assistance	2,155	4,151	2,760	2,760
525449 Microsoft 365	0	0	0	65,949
525450 Subscription Services	6,083	5,188	9,830	10,821
525515 Polygraph Services	1,685	2,760	2,000	2,000
525555 Security Services	1,240	1,964	1,700	1,700
525710 Printing Services	1,826	1,026	880	880
525735 Mail Services	3,264	5,252	3,000	3,000
525740 Document Disposal Services	1,519	1,133	1,640	1,350
525770 Interpreters and Translators	470	302	350	350
525870 Hazardous Waste Disposal	122	158	200	200
525999 Other Contracted Services	14,716	18,833	18,680	17,180
Contracted Services Total	465,633	489,618	399,340	462,190
Repairs and Maintenance				
526010 Office Equipment Maintenance	0	0	0	1,000
526011 Dept Equipment Maintenance	3,695	2,756	5,300	2,300
526012 Vehicle Maintenance	25,333	42,587	20,000	22,000
526014 Radio Maintenance	243	194	1,850	1,850
526020 Computer Hardware Maintenance	0	159	0	0
526021 Computer Software Maintenance	1,026	3,466	0	3,003
526030 Building Maintenance	33,077	87,097	42,000	42,000

MARION COUNTY FY 2024-25 BUDGET

BY DEPARTMENT

JUVENILE

100 - General Fund	Actual FY 21-22	Actual FY 22-23	Budget FY 23-24	Proposed FY 24-25
Materials and Services				
526040 Remodels and Site Improvements	13,967	1,853	5,000	4,000
526050 Grounds Maintenance	15,159	0	0	0
Repairs and Maintenance Total	92,499	138,111	74,150	76,153
Rentals				
527100 Vehicle Rental	978	321	500	500
527110 Fleet Leases	52,835	44,562	52,050	64,345
527120 Motor Pool Mileage	1,197	888	2,615	2,615
527130 Parking	0	10	0	0
527140 County Parking	660	680	660	680
527300 Equipment Rental	11,638	17,995	18,800	19,550
527999 GASB 87 Adjustment	(11,059)	0	0	0
Rentals Total	56,249	64,456	74,625	87,690
Insurance				
528110 Liability Insurance Premiums	900	0	3,000	0
528140 Malpractice Insurance Premiums	5,159	6,280	5,200	6,300
528220 Notary Bonds	672	599	600	600
Insurance Total	6,731	6,879	8,800	6,900
Miscellaneous				
529130 Meals	70	2,126	2,050	3,150
529140 Lodging	1,602	6,464	2,500	6,500
529210 Meetings	2,515	4,173	3,000	4,150
529220 Conferences	0	120	1,000	5,500
529230 Training	33,170	34,137	25,000	20,500
529300 Dues and Memberships	8,916	12,719	12,500	12,600
529640 Victim Restitution	13,566	12,111	10,000	10,000
529650 Pre Employment Costs	5,216	18,361	10,000	10,000
529740 Fairs and Shows	230	0	0	0
529840 Professional Licenses	0	200	0	0
529850 Device Licenses	485	180	400	300
529860 Permits	1,269	138	400	200
529910 Awards and Recognition	0	100	0	0
529999 Miscellaneous Expense	4,410	1,778	0	0
Miscellaneous Total	71,448	92,606	66,850	72,900
Materials and Services Total	1,078,742	1,266,955	1,197,310	1,352,391
Administrative Charges				
611100 County Admin Allocation	111,099	127,367	157,152	166,901
611200 BS Admin Allocation	0	0	0	42,708
611210 Facilities Mgt Allocation	287,491	335,898	408,957	359,584
611220 Custodial Allocation	83,513	102,110	131,385	128,089
611230 Courier Allocation	4,359	7,529	7,553	6,661

MARION COUNTY FY 2024-25 BUDGET

BY DEPARTMENT

JUVENILE

100 - General Fund	Actual FY 21-22	Actual FY 22-23	Budget FY 23-24	Proposed FY 24-25
Administrative Charges				
611240 Grounds Maintenance Allocation	0	0	0	48,894
611250 Risk Management Allocation	41,939	36,349	34,600	25,739
611260 Human Resources Allocation	156,398	162,769	191,212	213,261
611300 Legal Services Allocation	12,852	12,372	15,106	12,591
611400 Information Tech Allocation	248,961	243,077	260,089	293,549
611410 FIMS Allocation	105,121	136,488	112,196	130,674
611420 Telecommunications Allocation	28,455	39,500	24,389	20,795
611430 Technology Solution Allocation	75,746	63,518	87,222	156,569
611600 Finance Allocation	141,050	172,926	186,479	194,360
611800 MCBEE Allocation	326	255	120,873	145,843
612100 IT Equipment Use Charges	42,364	41,416	18,408	65,465
614100 Liability Insurance Allocation	43,200	62,300	54,837	88,971
614200 WC Insurance Allocation	116,100	119,500	100,936	74,755
Administrative Charges Total	1,498,974	1,663,375	1,911,394	2,175,409
Capital Outlay				
531300 Departmental Equipment Capital	9,110	7,911	0	0
538100 Lease expense	36,097	0	0	0
Capital Outlay Total	45,207	7,911	0	0
Debt Service Principal				
541200 Lease Financing Principal	10,855	0	0	0
Debt Service Principal Total	10,855	0	0	0
Debt Service Interest				
542200 Lease Interest	233	(29)	0	0
Debt Service Interest Total	233	(29)	0	0
General Fund Total	12,640,424	13,545,938	15,412,402	16,505,052
125 - Juvenile Grants				
	Actual FY 21-22	Actual FY 22-23	Budget FY 23-24	Proposed FY 24-25
Personnel Services				
Salaries and Wages				
511110 Regular Wages	868,548	995,600	1,540,871	1,681,672
511115 Pandemic Recognition Pay	27,270	0	0	0
511130 Vacation Pay	78,081	93,521	0	0
511140 Sick Pay	43,289	53,688	0	0
511141 Emergency Sick Pay	5,486	0	0	0
511150 Holiday Pay	64,168	73,211	0	0
511160 Comp Time Pay	16,815	21,188	26,635	25,613
511180 Differential Pay	5,575	7,202	7,262	9,167
511210 Compensation Credits	20,592	21,981	27,355	27,579
511240 Leave Payoff	0	1,938	0	0

MARION COUNTY FY 2024-25 BUDGET

BY DEPARTMENT

JUVENILE

125 - Juvenile Grants	Actual FY 21-22	Actual FY 22-23	Budget FY 23-24	Proposed FY 24-25
Personnel Services				
511290 Health Insurance Waiver Pay	0	1,300	2,400	0
511420 Premium Pay	25,879	35,892	42,139	41,794
Salaries and Wages Total	1,155,703	1,305,522	1,646,662	1,785,825
Fringe Benefits				
512010 Fringe Benefits Budget Only	0	0	26,477	26,626
512110 PERS	272,574	304,658	392,659	427,318
512130 PERS Debt Service	48,629	66,249	72,248	95,719
512200 FICA	85,918	98,161	119,741	130,229
512300 Paid Leave Oregon	0	2,905	6,334	6,840
512310 Medical Insurance	315,526	325,057	383,458	406,890
512320 Dental Insurance	25,856	26,934	32,424	34,328
512330 Group Term Life Insurance	1,966	2,203	2,605	2,994
512340 Long Term Disability Insurance	4,058	4,560	5,431	6,241
512400 Unemployment Insurance	3,469	3,800	2,358	2,565
512520 Workers Comp Insurance	326	356	667	666
512600 Wellness Program	707	736	876	876
512610 Employee Assistance Program	659	692	812	812
512700 County HSA Contributions	7,800	5,200	5,200	6,500
Fringe Benefits Total	767,487	841,512	1,051,290	1,148,604
Personnel Services Total	1,923,190	2,147,034	2,697,952	2,934,429
Materials and Services				
Supplies				
521010 Office Supplies	138	389	400	560
521030 Field Supplies	0	0	0	3,948
521040 Institutional Supplies	1,086	2,171	2,000	15,940
521050 Janitorial Supplies	894	1,575	2,000	3,900
521070 Departmental Supplies	3,350	2,663	11,611	8,508
521080 Food Supplies	107	486	3,000	6,000
521090 Uniforms and Clothing	0	2,595	1,000	2,000
521100 Medical Supplies	0	0	50	10,050
521170 Educational Supplies	50	374	10,809	13,510
521210 Gasoline	517	2,047	800	2,800
Supplies Total	6,142	12,301	31,670	67,216
Materials				
522140 Small Tools	469	0	0	0
522150 Small Office Equipment	0	383	500	500
522160 Small Departmental Equipment	11,700	15,072	15,000	15,000
522170 Computers Non Capital	0	0	2,000	3,617
522180 Software	0	1,192	500	500

MARION COUNTY FY 2024-25 BUDGET

BY DEPARTMENT

JUVENILE

125 - Juvenile Grants	Actual FY 21-22	Actual FY 22-23	Budget FY 23-24	Proposed FY 24-25
Materials and Services				
522500 Materials for Resale	66,812	123,574	120,000	125,000
Materials Total	78,981	140,221	138,000	144,617
Communications				
523040 Data Connections	2,453	3,000	4,000	4,700
523060 Cellular Phones	908	924	3,700	4,288
Communications Total	3,361	3,924	7,700	8,988
Utilities				
524010 Electricity	11,290	10,961	12,000	12,000
524040 Natural Gas	760	584	2,400	2,400
524050 Water	1,598	1,825	1,600	1,850
Utilities Total	13,648	13,370	16,000	16,250
Contracted Services				
525155 Credit Card Fees	4,633	5,413	9,500	9,500
525211 Psychiatric Services	10,984	14,500	6,800	9,800
525235 Laboratory Services	4,349	2,941	30,298	25,298
525330 Transportation Services	1,605	2,390	5,000	3,000
525340 Counseling and Mentoring Svcs	0	16,000	24,009	26,024
525440 Client Assistance	10,859	14,697	37,217	46,692
525449 Microsoft 365	0	0	0	10,357
525450 Subscription Services	0	5,000	101	2,801
525515 Polygraph Services	5,920	3,360	10,000	6,000
525555 Security Services	18	0	0	0
525715 Advertising	0	0	1,000	1,000
525999 Other Contracted Services	13,079	0	0	5,400
Contracted Services Total	51,447	64,301	123,925	145,872
Repairs and Maintenance				
526011 Dept Equipment Maintenance	1,099	2,467	4,000	4,000
526012 Vehicle Maintenance	0	1,184	15,000	8,920
526020 Computer Hardware Maintenance	0	0	0	3,500
526021 Computer Software Maintenance	3,123	385	3,500	0
526030 Building Maintenance	435	46,803	500	5,000
Repairs and Maintenance Total	4,656	50,839	23,000	21,420
Rentals				
527110 Fleet Leases	3,912	3,756	3,500	3,500
527120 Motor Pool Mileage	0	0	17,455	1,308
Rentals Total	3,912	3,756	20,955	4,808
Miscellaneous				
529230 Training	29,311	15,378	10,204	300
529590 Special Programs Other	62,592	4,209	63,000	63,000

MARION COUNTY FY 2024-25 BUDGET

BY DEPARTMENT

JUVENILE

125 - Juvenile Grants	Actual FY 21-22	Actual FY 22-23	Budget FY 23-24	Proposed FY 24-25
Materials and Services				
529840 Professional Licenses	0	244	480	480
529860 Permits	0	0	200	622
529999 Miscellaneous Expense	319	0	0	0
Miscellaneous Total	92,221	19,832	73,884	64,402
Materials and Services Total	254,368	308,543	435,134	473,573
Administrative Charges				
611100 County Admin Allocation	22,240	25,130	34,252	36,998
611200 BS Admin Allocation	0	0	0	9,911
611230 Courier Allocation	857	1,439	1,581	1,422
611250 Risk Management Allocation	3,685	3,039	8,713	6,158
611260 Human Resources Allocation	30,770	31,102	40,011	45,535
611400 Information Tech Allocation	50,754	49,967	59,847	68,020
611410 FIMS Allocation	21,511	28,021	25,763	30,325
611420 Telecommunications Allocation	5,835	8,081	5,595	4,817
611430 Technology Solution Allocation	15,517	13,160	20,106	36,225
611600 Finance Allocation	28,633	37,508	46,125	47,290
611800 MCBEE Allocation	67	53	27,709	33,879
612100 IT Equipment Use Charges	8,633	8,496	4,229	13,270
614100 Liability Insurance Allocation	3,400	4,500	11,665	20,229
614200 WC Insurance Allocation	10,600	10,700	27,564	18,946
Administrative Charges Total	202,502	221,196	313,160	373,025
Capital Outlay				
531300 Departmental Equipment Capital	9,110	0	0	0
Capital Outlay Total	9,110	0	0	0
Transfers Out				
561595 Transfer to Fleet Management	11,866	4,000	0	0
Transfers Out Total	11,866	4,000	0	0
Contingency				
571010 Contingency	0	0	352,060	443,302
Contingency Total	0	0	352,060	443,302
Reserve for Future Expenditure				
572010 Reserve for Future Expenditure	0	0	575,078	438,639
Reserve for Future Expenditure Total	0	0	575,078	438,639
Juvenile Grants Total	2,401,036	2,680,773	4,373,384	4,662,968
Juvenile Grand Total	15,041,460	16,226,711	19,785,786	21,168,020

MARION COUNTY FY 2024-25 BUDGET

BY DEPARTMENT

JUVENILE

THIS PAGE HAS BEEN INTENTIONALLY LEFT BLANK

MARION COUNTY FY 2024-25 BUDGET

BY DEPARTMENT

LEGAL

LEGAL



MISSION STATEMENT

Provide the best possible legal counsel and representation to county officials and agencies in support of their mission to protect and enhance the community; provide a forum for administrative hearings and issue fair and well-reasoned decisions (Legal Counsel's office).

Provide the local legal community and the public with the best available legal resources and research services within the law library's fiscal and physical ability to do so (Law Library).

GOALS AND OBJECTIVES

- Goal 1 Zealously represent the county in contested matters in court or before administrative tribunals, and recommend settlements as appropriate.
 - Objective 1 Reduce potential liabilities through proactive legal advice and trainings.
 - Objective 2 Train and retain excellent in-house counsel for quality representation.

- Goal 2 Assist the Board of Commissioners and departments in the development, review, revision, and implementation of ordinances, policies, procedures, contracts, and other operative documents.
 - Objective 1 County interests are provided for and protected in legal documents.
 - Objective 2 Legal options are explored and presented to decision makers.

- Goal 3 Provide support to county Hearings Officers to conduct administrative hearings in a professional manner and issue well-reasoned decisions.
 - Objective 1 Decisions are issued in a timely manner that can withstand appellate review.

- Goal 4 Work to enhance the sharing of resources and explore cooperative arrangements for county Law Library services.
 - Objective 1 Maintain maximum public accessibility to legal resources within legislative and budgetary constraints.

MARION COUNTY FY 2024-25 BUDGET

BY DEPARTMENT

LEGAL

DEPARTMENT OVERVIEW

The department is comprised of two programs: the Legal Counsel's Office and the Law Library. The Legal Counsel Program has two sections: Legal Counsel services and Hearings Office services. Legal Counsel attorneys serve as the exclusive civil lawyers and counselors for Marion County, the Board of Commissioners, other county elected officials, officers, employees, and volunteer boards and commissions. Legal services are provided to county service districts and the Marion County Housing Authority through intergovernmental agreements. The Law Library is a service authorized by state statute and funded by library fees paid by litigants and collected by the court clerk.

RESOURCE AND REQUIREMENT SUMMARY

Legal	FY 21-22 ACTUAL	FY 22-23 ACTUAL	FY 23-24 BUDGET	FY 24-25 PROPOSED	+/- %
RESOURCES					
Intergovernmental Federal	25,541	10,000	0	0	n.a.
Charges for Services	518,344	508,792	525,235	541,117	3.0%
Admin Cost Recovery	1,475,282	1,649,299	1,953,752	2,025,002	3.6%
Interest	4,131	13,532	4,445	16,000	260.0%
Other Revenues	2	0	0	0	n.a.
Net Working Capital	730,558	775,883	831,242	867,685	4.4%
TOTAL RESOURCES	2,753,857	2,957,505	3,314,674	3,449,804	4.1%
REQUIREMENTS					
Personnel Services					
Salaries and Wages	978,213	1,098,415	1,276,508	1,274,752	-0.1%
Fringe Benefits	528,269	627,394	745,832	740,906	-0.7%
Total Personnel Services	1,506,482	1,725,809	2,022,340	2,015,658	-0.3%
Materials and Services					
Supplies	37,615	25,213	30,175	30,175	0.0%
Materials	2,594	3,440	8,500	16,694	96.4%
Communications	4,152	3,787	6,100	6,100	0.0%
Utilities	12,272	13,669	15,009	15,660	4.3%
Contracted Services	207,137	112,146	133,896	139,657	4.3%
Repairs and Maintenance	724	4,631	5,993	5,993	0.0%
Rentals	11,380	16,588	16,646	22,334	34.2%
Miscellaneous	10,775	11,407	23,900	38,676	61.8%
Total Materials and Services	286,649	190,881	240,219	275,289	14.6%
Administrative Charges	184,282	209,663	226,506	265,808	17.4%
Debt Service Principal	454	0	0	0	n.a.
Debt Service Interest	107	(89)	0	0	n.a.
Contingency	0	0	50,601	61,577	21.7%
Ending Fund Balance	0	0	775,008	831,472	7.3%
TOTAL REQUIREMENTS	1,977,975	2,126,264	3,314,674	3,449,804	4.1%
FTE	11.80	11.80	11.80	11.80	0.0%

MARION COUNTY FY 2024-25 BUDGET

BY DEPARTMENT

LEGAL

FUNDS

Fund Name	FY 21-22 ACTUAL	FY 22-23 ACTUAL	FY 23-24 BUDGET	FY 24-25 PROPOSED	% of Total
RESOURCES					
FND 260 Law Library	1,061,799	1,117,476	1,153,159	1,231,532	35.7%
FND 580 Central Services	1,692,059	1,840,030	2,161,515	2,218,272	64.3%
TOTAL RESOURCES	2,753,857	2,957,506	3,314,674	3,449,804	100.0%
REQUIREMENTS					
FND 260 Law Library	285,879	286,234	1,153,159	1,231,532	35.7%
FND 580 Central Services	1,692,096	1,840,030	2,161,515	2,218,272	64.3%
TOTAL REQUIREMENTS	1,977,975	2,126,264	3,314,674	3,449,804	100.0%

PROGRAMS

	FY 21-22 ACTUAL	FY 22-23 ACTUAL	FY 23-24 BUDGET	FY 24-25 PROPOSED	+/- %
RESOURCES					
Legal Counsel	1,692,059	1,840,030	2,161,515	2,218,272	2.6%
Law Library	1,061,799	1,117,476	1,153,159	1,231,532	6.8%
TOTAL RESOURCES	2,753,857	2,957,506	3,314,674	3,449,804	4.1%
REQUIREMENTS					
Legal Counsel	1,692,109	1,840,030	2,161,515	2,218,272	2.6%
Law Library	285,866	286,234	1,153,159	1,231,532	6.8%
TOTAL REQUIREMENTS	1,977,975	2,126,264	3,314,674	3,449,804	4.1%

MARION COUNTY FY 2024-25 BUDGET

BY DEPARTMENT

LEGAL

Legal Counsel Program

- Represent and defend county decisions and actions in all courts and administrative forums.
- Provide legal advice and training on specific matters, policy issues, and emerging legal issues.
- Represent the county in negotiations, meetings, and third-party matters.
- Retain and manage all outside legal counsel assignments.
- Support and maintain the county's Hearings Office section.

Program Summary

Legal	Program: Legal Counsel				
	FY 21-22 ACTUAL	FY 22-23 ACTUAL	FY 23-24 BUDGET	FY 24-25 PROPOSED	+/- %
RESOURCES					
Intergovernmental Federal	16,433	0	0	0	n.a.
Charges for Services	200,344	190,769	207,763	193,270	-7.0%
Admin Cost Recovery	1,475,282	1,649,299	1,953,752	2,025,002	3.6%
Other Fund Transfers	0	13	0	0	n.a.
Net Working Capital	0	(51)	0	0	n.a.
TOTAL RESOURCES	1,692,059	1,840,030	2,161,515	2,218,272	2.6%
REQUIREMENTS					
Personnel Services	1,305,558	1,523,399	1,792,671	1,775,894	-0.9%
Materials and Services	248,061	155,284	191,041	223,371	16.9%
Administrative Charges	138,402	161,435	177,803	219,007	23.2%
Debt Service Interest	87	(87)	0	0	n.a.
TOTAL REQUIREMENTS	1,692,109	1,840,030	2,161,515	2,218,272	2.6%
FTE	10.00	10.00	10.00	10.00	0.0%

FTE By Position Title By Program

Program: Legal Counsel	
Position Title	FTE
Administrative Services Manager	1.00
County Counsel	1.00
Legal Counsel-Asst	3.00
Legal Counsel-Asst Sr	3.00
Legal Department Specialist	2.00
Program Legal Counsel FTE Total:	10.00

Legal Counsel Program Budget Justification

RESOURCES

The Legal Counsel Program is primarily funded by Administrative Cost Recovery.

REQUIREMENTS

Personnel Services decreased due to staff turnover and new employees being hired at entry level classification.

MARION COUNTY FY 2024-25 BUDGET

BY DEPARTMENT

LEGAL

Law Library Program

- The Law Library serves the legal community, the courts, and the public.

Program Summary

Legal	Program: Law Library				+/- %
	FY 21-22 ACTUAL	FY 22-23 ACTUAL	FY 23-24 BUDGET	FY 24-25 PROPOSED	
RESOURCES					
Intergovernmental Federal	9,108	10,000	0	0	n.a.
Charges for Services	318,000	318,023	317,472	347,847	9.6%
Interest	4,131	13,532	4,445	16,000	260.0%
Other Revenues	2	0	0	0	n.a.
Other Fund Transfers	0	(13)	0	0	n.a.
Net Working Capital	730,558	775,933	831,242	867,685	4.4%
TOTAL RESOURCES	1,061,799	1,117,475	1,153,159	1,231,532	6.8%
REQUIREMENTS					
Personnel Services	200,924	202,410	229,669	239,764	4.4%
Materials and Services	38,588	35,597	49,178	51,918	5.6%
Administrative Charges	45,880	48,228	48,703	46,801	-3.9%
Debt Service Principal	454	0	0	0	n.a.
Debt Service Interest	20	(1)	0	0	n.a.
Contingency	0	0	50,601	61,577	21.7%
Ending Fund Balance	0	0	775,008	831,472	7.3%
TOTAL REQUIREMENTS	285,866	286,234	1,153,159	1,231,532	6.8%
FTE	1.80	1.80	1.80	1.80	0.0%

FTE By Position Title By Program

Program: Law Library	
Position Title	FTE
Law Librarian	1.00
Library Assistant	0.80
Program Law Library FTE Total:	1.80

- FTE does not include 0.10 temporary positions.

Law Library Program Budget Justification

RESOURCES

Charges for Services is funding for law libraries, and is based on a general appropriation to the state's Judicial Department to be distributed to counties.

REQUIREMENTS

Personnel Services increased due to normal step increases and related fringe benefit increases. No significant changes in Materials and Services.

MARION COUNTY FY 2024-25 BUDGET

BY DEPARTMENT

LEGAL

KEY DEPARTMENT ACCOMPLISHMENTS

- Represented the county with successful outcomes in multiple forums in litigation matters, including tort suits, employment claims, small claims, code enforcement, land use and tax cases before the Marion County Justice Court, Marion County Circuit Court, the Oregon Tax Court, the Oregon Court of Appeals, the United States District Court for the District of Oregon, the Ninth Circuit Court of Appeals, the Bureau of Labor and Industries, and the state Land Use Board of Appeals.
- Drafted, reviewed, and revised numerous orders, resolutions and policies for county departments.
- Advised and represented county departments on numerous complex personnel and employment matters, bargained a collective bargaining agreement for a newly organized labor union, and opened successor contract bargaining for four other unions.
- Provided advice and representation to the Board of Commissioners on numerous issues.
- Advised county departments on various topics including development agreements, wild fire recovery, ongoing matters related to the development of a sewer system and provided legal trainings on testifying in court, public records, public ethics and case law updates on tax issues.
- Represented and received favorable verdicts for county departments in motions to quash subpoenas, gun restoration rights and commitment hearings.
- Reviewed, drafted, revised, and negotiated numerous contracts and intergovernmental agreements for county departments.
- Issued decisions on numerous land use and dog cases heard by the Hearings Officer.
- Advised and assisted county departments with numerous public records request responses.

MARION COUNTY FY 2024-25 BUDGET

BY DEPARTMENT

LEGAL

KEY INDICATORS

1: Tort Claim Notices

Definition and Purpose

Torts are claims for money damages for injuries or wrongs alleged to have been caused by the county, its officers, employees, or agents. A claimant must give notice of the intent to file a civil lawsuit on the tort claim within 180 days of the date of the perceived injury. County Legal Counsel is the legal representative for the county in these matters.

Significance

Responding to tort claim notices is representative of the civil litigation defense services provided to all departments. In addition to defending the county in court, this service supports overall operational efficiency and quality of government services in that investigation of and response to tort claims may help identify needed changes in programs, policies, or procedures. This supports Marion County Strategic Goal #6 Operational Efficiency and Quality Service and County Legal Counsel Goal #1: Zealously represent the county in contested matters in court or before administrative tribunals, and recommend settlements as appropriate, and its Objective #1: Reduce potential liabilities through proactive legal advice and trainings.

Data Units Fiscal Year

Number of tort claim notices received per fiscal year. Does not include number of claims received by Risk Management and settled or denied without litigation.

FY 20-21 Actual	FY 21-22 Actual	FY 22-23 Actual	FY 23-24 Estimate	FY 24-25 Estimate
13	33	23	20	20

Explanation of Trends and Changes

The number of tort claim notices remains consistent. While many claims lack merit and are successfully defended, all take time and resources to evaluate and respond appropriately. As in previous years, the majority of claims come from law enforcement activities or persons held in the jail. The jail claims include allegations regarding medical care and conditions of confinement. There has also been an increase in tort claim notices for personal injuries and employment claims.

2: Hearings Officer Cases

Definition and Purpose

The Hearings Officer holds public hearings on a variety of applications and complaints, taking testimony and evidence from applicants, owners, complainants, law enforcement, staff, witnesses, or other affected parties. The decisions or recommendations issued are impartial and supported by written findings, thoughtfully applying the law or criteria to the facts of the case for rulings that are supportable on review or appeal.

MARION COUNTY FY 2024-25 BUDGET

BY DEPARTMENT

LEGAL

Significance

Use of the Hearings Officer for land use hearings creates efficiencies in processing applications under Oregon's complex land use regulations, while balancing appropriate uses necessary for economic growth and development with protections of farm, forest, and natural resources. The number of land use cases submitted to the county is indicative of economic activity in the county and supports Marion County Strategic Goal #6 Operational Efficiency and Quality Service and County Legal Counsel Goal #3: Provide support to county Hearings Officers to conduct administrative hearings in a professional manner and issue well-reasoned decisions. The number of dog hearings and towed vehicle hearings held by the Hearings Officers are also tracked as a part of this indicator. Dog hearings include complaints of dangerous dogs, dog bites, no license, dogs running at large or in livestock, excessive barking, etc. Administrative dog hearings are an efficient way to handle complaints that are not directly witnessed by a dog control officer. Vehicles towed by law enforcement can result from driving under the influence, no license or insurance, hazard or abandoned vehicles, etc.

Data Units Fiscal Year

Cases submitted to county Hearings Officers per fiscal year. Figures are reported by type of case. Other includes miscellaneous cases under a variety of laws and ordinances; e.g. vested rights, nuisance abatement, acceleration of tax redemption period, and housing authority exclusions.

Land Use

FY 20-21 Actual	FY 21-22 Actual	FY 22-23 Actual	FY 23-24 Estimate	FY 24-25 Estimate
14	18	14	12	12

Dog

FY 20-21 Actual	FY 21-22 Actual	FY 22-23 Actual	FY 23-24 Estimate	FY 24-25 Estimate
71	88	78	70	74

Vehicle Tows

FY 20-21 Actual	FY 21-22 Actual	FY 22-23 Actual	FY 23-24 Estimate	FY 24-25 Estimate
2	2	2	2	2

Other

FY 20-21 Actual	FY 21-22 Actual	FY 22-23 Actual	FY 23-24 Estimate	FY 24-25 Estimate
0	0	0	0	0

Explanation of Trends and Changes

The overall number of cases heard is holding steady. Dog and Land Use cases have decreased slightly while vehicle tow and other types of matters have remained unchanged.

3: Contracts Reviewed

Definition and Purpose

Legal Counsel attorneys review all contracts and contract amendments over \$25,000 (approximately 85% of all contracts received by Finance). Contract review and approval as to form by Legal Counsel attorneys increases operational efficiency and quality of service through uniform application of public contracting rules, determining compliance with state or federal laws, and ensuring that county interests are addressed in contract provisions.

MARION COUNTY FY 2024-25 BUDGET

BY DEPARTMENT

LEGAL

Significance

Contract review is representative of a general legal service provided to all departments, with the focus on reducing the likelihood of or potential for protests or disputes in the award of contracts and to make sure contract provisions protect county programs and assets when entering, implementing, or terminating contracts. This furthers Marion County Strategic Goal #6 Operational Efficiency and Quality Service and County Legal Counsel Goal #2: Assist the Board of Commissioners and departments in the development, review, revision, and implementation of ordinances, policies, procedures, contracts, and other operative documents, and its Objective #1: County interests are provided for and protected in legal documents.

Data Units Fiscal Year

Number of contracts reviewed by Legal Counsel per fiscal year.

FY 20-21 Actual	FY 21-22 Actual	FY 22-23 Actual	FY 23-24 Estimate	FY 24-25 Estimate
589	651	719	700	690

Explanation of Trends and Changes

After last year's significant increase due to ARPA (American Rescue Plan Act) grant funding and CDBG (Community Development Block Grant) program funding, our contract numbers have stabilized but remain high. Additionally, changes in state or federal funding, either up or down, may increase the number of contract amendments during the fiscal year.

MARION COUNTY FY 2024-25 BUDGET

BY DEPARTMENT

LEGAL

Resources by Fund Detail				
260 - Law Library	Actual FY 21-22	Actual FY 22-23	Budget FY 23-24	Proposed FY 24-25
Intergovernmental Federal				
331404 County American Rescue Plan	4,108	0	0	0
331990 Other Federal Revenues	5,000	10,000	0	0
Intergovernmental Federal Total	9,108	10,000	0	0
Charges for Services				
341060 Law Library Fees	317,272	317,272	317,272	347,797
341430 Copy Machine Fees	728	751	200	50
Charges for Services Total	318,000	318,023	317,472	347,847
Interest				
361000 Investment Earnings	4,131	13,532	4,445	16,000
Interest Total	4,131	13,532	4,445	16,000
Other Revenues				
372000 Over and Short	2	0	0	0
Other Revenues Total	2	0	0	0
Net Working Capital				
392000 Net Working Capital Unrestr	730,558	775,920	831,242	867,685
Net Working Capital Total	730,558	775,920	831,242	867,685
Law Library Total	1,061,799	1,117,475	1,153,159	1,231,532
580 - Central Services				
	Actual FY 21-22	Actual FY 22-23	Budget FY 23-24	Proposed FY 24-25
Intergovernmental Federal				
331404 County American Rescue Plan	16,433	0	0	0
Intergovernmental Federal Total	16,433	0	0	0
Charges for Services				
341430 Copy Machine Fees	2	0	0	0
341690 Attorney Fees	199,359	189,128	207,763	193,270
342910 Public Records Request Charges	984	1,641	0	0
Charges for Services Total	200,344	190,769	207,763	193,270
Admin Cost Recovery				
411300 Legal Services Allocation	1,475,282	1,649,299	1,953,752	2,025,002
Admin Cost Recovery Total	1,475,282	1,649,299	1,953,752	2,025,002
Net Working Capital				
392000 Net Working Capital Unrestr	0	(38)	0	0
Net Working Capital Total	0	(38)	0	0
Central Services Total	1,692,059	1,840,030	2,161,515	2,218,272
Legal Grand Total	2,753,857	2,957,505	3,314,674	3,449,804

MARION COUNTY FY 2024-25 BUDGET

BY DEPARTMENT

LEGAL

Requirements by Fund Detail

260 - Law Library	Actual FY 21-22	Actual FY 22-23	Budget FY 23-24	Proposed FY 24-25
Personnel Services				
Salaries and Wages				
511110 Regular Wages	98,827	102,702	135,869	141,695
511115 Pandemic Recognition Pay	3,000	0	0	0
511130 Vacation Pay	9,516	9,340	0	0
511140 Sick Pay	2,063	1,394	0	0
511150 Holiday Pay	5,921	6,816	0	0
511240 Leave Payoff	0	539	0	0
Salaries and Wages Total	119,327	120,791	135,869	141,695
Fringe Benefits				
512110 PERS	30,233	30,790	33,968	35,424
512120 401K	2,121	2,187	2,396	2,602
512130 PERS Debt Service	1,468	2,847	6,250	7,935
512200 FICA	8,791	8,953	10,288	10,821
512300 Paid Leave Oregon	0	257	543	567
512310 Medical Insurance	35,048	32,810	36,144	36,432
512320 Dental Insurance	2,756	2,602	3,072	3,072
512330 Group Term Life Insurance	193	197	235	258
512340 Long Term Disability Insurance	441	446	492	538
512400 Unemployment Insurance	359	355	204	212
512520 Workers Comp Insurance	34	34	54	54
512600 Wellness Program	79	73	80	80
512610 Employee Assistance Program	74	68	74	74
Fringe Benefits Total	81,597	81,619	93,800	98,069
Personnel Services Total	200,924	202,410	229,669	239,764
Materials and Services				
Supplies				
521010 Office Supplies	3,915	9,762	5,000	5,000
521190 Publications	23,185	12,646	14,000	14,000
Supplies Total	27,100	22,408	19,000	19,000
Materials				
522150 Small Office Equipment	0	1,687	5,000	5,000
522170 Computers Non Capital	0	0	0	1,366
522180 Software	183	170	1,000	1,000
Materials Total	183	1,857	6,000	7,366
Communications				
523020 Phone and Communication Svcs	0	0	1,000	1,000
523090 Long Distance Charges	10	2	100	100
Communications Total	10	2	1,100	1,100

MARION COUNTY FY 2024-25 BUDGET

BY DEPARTMENT

LEGAL

260 - Law Library	Actual FY 21-22	Actual FY 22-23	Budget FY 23-24	Proposed FY 24-25
Materials and Services				
Utilities				
524010 Electricity	4,104	4,565	5,057	5,807
524020 City Operations and St Lights	16	16	17	21
524040 Natural Gas	146	222	232	232
524050 Water	167	117	160	180
524070 Sewer	211	241	271	320
524090 Garbage Disposal and Recycling	335	352	391	406
Utilities Total	4,979	5,513	6,128	6,966
Contracted Services				
525449 Microsoft 365	0	0	0	760
525450 Subscription Services	6,257	4,959	10,000	10,000
525715 Advertising	0	0	300	300
Contracted Services Total	6,257	4,959	10,300	11,060
Repairs and Maintenance				
526021 Computer Software Maintenance	0	0	200	200
526030 Building Maintenance	23	0	1,000	1,000
Repairs and Maintenance Total	23	0	1,200	1,200
Rentals				
527300 Equipment Rental	523	806	950	950
527999 GASB 87 Adjustment	(472)	0	0	0
Rentals Total	50	806	950	950
Miscellaneous				
529110 Mileage Reimbursement	0	0	500	500
529120 Commercial Travel	0	0	1,000	776
529130 Meals	0	0	500	500
529140 Lodging	0	0	1,000	1,000
529210 Meetings	0	0	500	500
529220 Conferences	0	0	500	500
529300 Dues and Memberships	0	0	500	500
529650 Pre Employment Costs	0	52	0	0
Miscellaneous Total	0	52	4,500	4,276
Materials and Services Total	38,601	35,597	49,178	51,918
Administrative Charges				
611100 County Admin Allocation	2,165	2,508	3,253	3,264
611200 BS Admin Allocation	0	0	0	882
611210 Facilities Mgt Allocation	13,673	15,031	16,064	13,924
611220 Custodial Allocation	10,846	11,727	12,922	11,807
611230 Courier Allocation	84	143	147	124
611240 Grounds Maintenance Allocation	0	0	0	792
611250 Risk Management Allocation	290	280	333	299

MARION COUNTY FY 2024-25 BUDGET

BY DEPARTMENT

LEGAL

260 - Law Library	Actual FY 21-22	Actual FY 22-23	Budget FY 23-24	Proposed FY 24-25
Administrative Charges				
611260 Human Resources Allocation	3,021	3,100	3,724	3,985
611300 Legal Services Allocation	9,279	7,266	3,992	2,815
611410 FIMS Allocation	2,071	2,799	2,507	2,699
611600 Finance Allocation	3,345	3,970	4,160	4,172
611800 MCBEE Allocation	6	5	101	138
614100 Liability Insurance Allocation	600	900	900	1,300
614200 WC Insurance Allocation	500	500	600	600
Administrative Charges Total	45,880	48,228	48,703	46,801
Debt Service Principal				
541200 Lease Financing Principal	454	0	0	0
Debt Service Principal Total	454	0	0	0
Debt Service Interest				
542200 Lease Interest	20	(1)	0	0
Debt Service Interest Total	20	(1)	0	0
Contingency				
571010 Contingency	0	0	50,601	61,577
Contingency Total	0	0	50,601	61,577
Ending Fund Balance				
573010 Unapprop Ending Fund Balance	0	0	775,008	831,472
Ending Fund Balance Total	0	0	775,008	831,472
Law Library Total	285,879	286,234	1,153,159	1,231,532
580 - Central Services				
Personnel Services				
Salaries and Wages				
511110 Regular Wages	725,267	849,999	1,138,239	1,128,257
511115 Pandemic Recognition Pay	12,000	0	0	0
511120 Temporary Wages	6,663	1,786	0	0
511130 Vacation Pay	30,459	39,415	0	0
511140 Sick Pay	20,614	26,497	0	0
511150 Holiday Pay	38,758	48,240	0	0
511160 Comp Time Pay	461	0	0	0
511210 Compensation Credits	2,262	0	0	0
511240 Leave Payoff	22,403	10,545	0	0
511290 Health Insurance Waiver Pay	0	1,143	2,400	4,800
Salaries and Wages Total	858,886	977,624	1,140,639	1,133,057
Fringe Benefits				
512110 PERS	170,570	211,566	285,161	283,268
512120 401K	28,640	32,115	35,828	36,344
512130 PERS Debt Service	37,930	59,249	52,468	63,451
512200 FICA	63,441	71,332	86,712	86,342

MARION COUNTY FY 2024-25 BUDGET

BY DEPARTMENT

LEGAL

580 - Central Services	Actual FY 21-22	Actual FY 22-23	Budget FY 23-24	Proposed FY 24-25
Personnel Services				
512300 Paid Leave Oregon	0	2,095	4,563	4,350
512310 Medical Insurance	127,521	147,452	162,648	145,728
512320 Dental Insurance	10,156	11,810	13,824	12,288
512330 Group Term Life Insurance	1,455	1,736	1,977	2,059
512340 Long Term Disability Insurance	2,345	2,744	4,120	4,287
512400 Unemployment Insurance	2,600	2,874	1,711	1,700
512520 Workers Comp Insurance	158	181	300	300
512600 Wellness Program	289	347	400	400
512610 Employee Assistance Program	269	326	370	370
512700 County HSA Contributions	1,300	1,950	1,950	1,950
Fringe Benefits Total	446,672	545,775	652,032	642,837
Personnel Services Total	1,305,558	1,523,399	1,792,671	1,775,894
Materials and Services				
Supplies				
521010 Office Supplies	5,337	2,782	5,100	5,100
521070 Departmental Supplies	347	23	75	75
521190 Publications	4,831	0	6,000	6,000
Supplies Total	10,515	2,805	11,175	11,175
Materials				
522150 Small Office Equipment	0	196	1,000	1,000
522170 Computers Non Capital	2,385	0	500	7,328
522180 Software	26	1,387	1,000	1,000
Materials Total	2,411	1,583	2,500	9,328
Communications				
523020 Phone and Communication Svcs	0	0	50	50
523040 Data Connections	857	0	1,000	1,000
523050 Postage	97	190	200	200
523060 Cellular Phones	3,129	3,515	3,600	3,600
523090 Long Distance Charges	59	80	150	150
Communications Total	4,142	3,786	5,000	5,000
Utilities				
524010 Electricity	6,429	7,265	7,862	7,429
524020 City Operations and St Lights	15	17	18	21
524040 Natural Gas	66	60	173	170
524050 Water	113	109	127	119
524070 Sewer	256	234	247	267
524090 Garbage Disposal and Recycling	415	471	454	688
Utilities Total	7,293	8,156	8,881	8,694
Contracted Services				
525175 Temporary Staffing	35,418	4,863	0	0

MARION COUNTY FY 2024-25 BUDGET

BY DEPARTMENT

LEGAL

580 - Central Services	Actual FY 21-22	Actual FY 22-23	Budget FY 23-24	Proposed FY 24-25
Materials and Services				
525449 Microsoft 365	0	0	0	5,001
525450 Subscription Services	9,579	10,093	11,622	11,622
525510 Legal Services	153,428	89,230	108,899	108,899
525540 Witnesses	60	0	50	50
525541 Witness Mileage Reimbursement	0	0	50	50
525710 Printing Services	52	26	150	150
525715 Advertising	499	774	425	425
525735 Mail Services	1,650	1,807	2,200	2,200
525740 Document Disposal Services	194	394	200	200
Contracted Services Total	200,881	107,187	123,596	128,597
Repairs and Maintenance				
526021 Computer Software Maintenance	0	3,993	4,193	4,193
526030 Building Maintenance	702	638	600	600
Repairs and Maintenance Total	702	4,631	4,793	4,793
Rentals				
527100 Vehicle Rental	0	0	200	200
527120 Motor Pool Mileage	15	0	200	200
527130 Parking	0	90	200	200
527240 Condo Assn Assessments	9,414	8,523	9,596	15,284
527300 Equipment Rental	4,784	4,287	5,500	5,500
Rentals Total	14,213	12,900	15,696	21,384
Miscellaneous				
529110 Mileage Reimbursement	510	1,171	1,400	2,400
529120 Commercial Travel	0	0	500	500
529130 Meals	210	101	400	400
529140 Lodging	532	2,533	4,500	6,500
529210 Meetings	321	211	500	500
529220 Conferences	1,906	3,875	6,000	12,000
529300 Dues and Memberships	4,193	6,161	6,000	12,000
529650 Pre Employment Costs	272	136	100	100
529999 Miscellaneous Expense	(1)	0	0	0
Miscellaneous Total	7,942	14,188	19,400	34,400
Materials and Services Total	248,098	155,234	191,041	223,371
Administrative Charges				
611100 County Admin Allocation	13,165	16,714	18,802	19,752
611200 BS Admin Allocation	0	0	0	5,603
611210 Facilities Mgt Allocation	16,333	18,025	19,056	16,215
611220 Custodial Allocation	12,728	12,624	15,033	13,490
611230 Courier Allocation	420	719	715	617
611240 Grounds Maintenance Allocation	0	0	0	395

MARION COUNTY FY 2024-25 BUDGET

BY DEPARTMENT

LEGAL

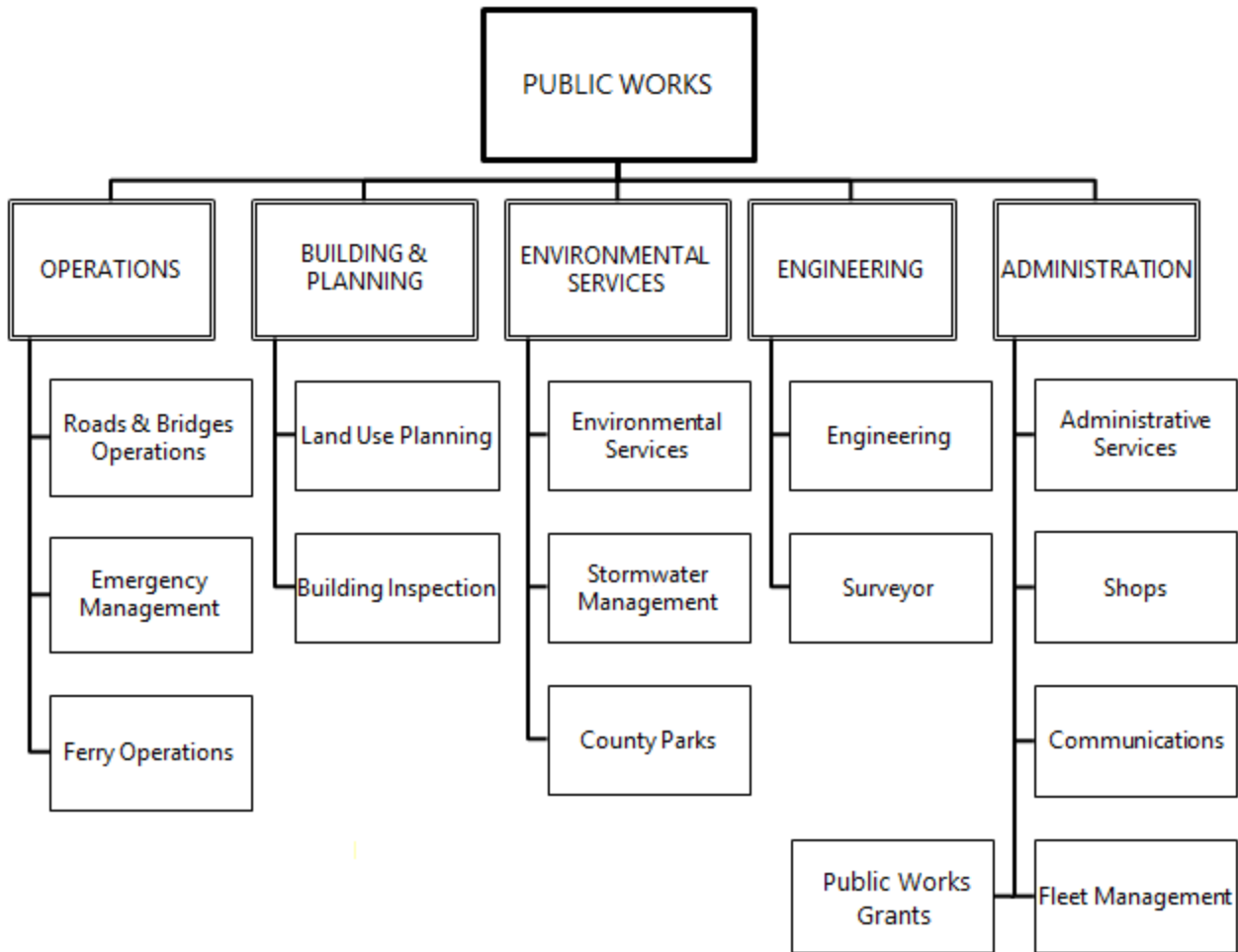
580 - Central Services	Actual FY 21-22	Actual FY 22-23	Budget FY 23-24	Proposed FY 24-25
Administrative Charges				
611250 Risk Management Allocation	2,141	2,103	2,487	2,471
611260 Human Resources Allocation	15,614	15,939	18,609	20,322
611400 Information Tech Allocation	32,442	37,039	34,904	37,318
611410 FIMS Allocation	14,627	20,110	16,202	18,535
611420 Telecommunications Allocation	5,149	3,891	2,746	1,977
611430 Technology Solution Allocation	0	0	0	23,134
611600 Finance Allocation	12,121	18,397	19,620	19,511
611800 MCBEE Allocation	45	38	15,173	14,658
612100 IT Equipment Use Charges	4,717	4,336	2,156	7,409
614100 Liability Insurance Allocation	5,300	7,400	7,700	12,900
614200 WC Insurance Allocation	3,600	4,100	4,600	4,700
Administrative Charges Total	138,402	161,435	177,803	219,007
Central Services Total	1,692,059	1,840,068	2,161,515	2,218,272
Legal Grand Total	1,977,937	2,126,301	3,314,674	3,449,804

MARION COUNTY FY 2024-25 BUDGET

BY DEPARTMENT

PUBLIC WORKS

PUBLIC WORKS



MISSION STATEMENT

Utilize available resources as efficiently as possible and provide superior customer service that is attentive and engaging and shows the customer they are the reason we are here.

GOALS AND OBJECTIVES

- Goal 1 Provide consistent and timely service to all customers, internal and external.
- Objective 1 Update customer service surveys and survey methods; submit to customer advisory team annually; analyze results and prepare reports.
 - Objective 2 Provide training to staff during safety meetings on the department's mission, vision and strategic values.
 - Objective 3 Provide immediate zoning review of building permits.
 - Objective 4 Continue to streamline the multi-divisional review process for citizens for building permits, roadway improvements, survey plats, septic issues, etc.
 - Objective 5 Maintain a turnaround time of ten days or less for the review of plans that are not complex.
 - Objective 6 Increase the number of structural permits that are reviewed at the counter.

MARION COUNTY FY 2024-25 BUDGET

BY DEPARTMENT

PUBLIC WORKS

- Objective 7 Have sanitarian services available at all times at the permit counter subject to current funding levels.
- Goal 2 Enhance departmental communication and information flow; improve public information and external communication.
- Objective 1 Continue to communicate during monthly safety meetings and Unit 2 meetings, maintain department Intranet and Internet websites, and publish the department newsletter on a quarterly basis.
- Objective 2 Utilize the web and social media to inform customers of department activities.
- Objective 3 Review management priorities regularly through staff meetings, revise as necessary, and communicate these priorities and encourage feedback from all parties concerned.
- Goal 3 Review operational needs and resources over a rolling ten-year period.
- Objective 1 Annual review of optimal organizational size and needed skill levels.
- Objective 2 Train and/or recruit as necessary, balancing staffing needs with the need to retain qualified employees and budget constraints.
- Objective 3 Coordinate with Business Services any remodeling or new construction of facilities for operational efficiency, equipment use and better security.
- Goal 4 Increase and pursue additional funding sources and continue to educate employees and citizens regarding departmental funding sources.
- Objective 1 Support the proposed federal legislation to make the electrical power produced by the Energy-from-Waste Facility considered as renewable.
- Objective 2 Prepare an annual review with the board of commissioners covering department projects and status of the road fund.
- Goal 5 Improve overall condition of road surfaces.
- Objective 1 Increase the number of road miles receiving surface treatments through development and management of a surface management plan that provides the best balance of treatments between chip seals, patching, milling and resurfacing.
- Goal 6 Create a self-sustaining ferry operations program.
- Objective 1 Review the ferry program in total including the operational needs of both ferries, the ridership of each, and the fees necessary to be self-sustaining.
- Objective 2 Review operating schedules and hours to best serve the communities.
- Goal 7 Maintain a high level of recycling in the county for a cleaner environment.
- Objective 1 Continue the focus of reducing the amount of mercury disposed in the waste stream in order to further reduce toxic metals at the Energy-from-Waste Facility.
- Objective 2 Increase the annual countywide waste recovery rate.
- Objective 3 Reduce the amount of yard waste disposed of in the waste stream.
- Objective 4 Continually review emissions from the Energy-from-Waste Facility and reduce whenever feasible.
- Objective 5 Develop a plan to manage Oregon Department of Environmental Quality requirements while increasing the recycling rate.
- Goal 8 Continue toward a more paperless environment with increased access to records and information.
- Objective 1 Archive files to county LaserFiche program, convert all paper documents to LaserFiche and begin scanning current files for electronic access.

MARION COUNTY FY 2024-25 BUDGET

BY DEPARTMENT

PUBLIC WORKS

Goal 9 Complete state-mandated tasks.

Objective 1 Continue coordination with individual smaller cities on new 2030 forecasts to update comprehensive plans, justify proposals for Urban Growth Boundary amendments and meet future 20-year planning horizons.

Objective 2 Prepare a master plan for Emergency Management that sets short and long term operational goals.

Goal 10 Continue to streamline the review process for citizens with other agencies/departments on building permits, roadway improvements, survey plats, septic issues, survey reviews, etc.

Objective 1 Issue land use decisions within 30 days or less in at least 90% of cases.

Objective 2 Review survey fees for adequacy and review funding mechanism for all personnel.

MARION COUNTY FY 2024-25 BUDGET

BY DEPARTMENT

PUBLIC WORKS

DEPARTMENT OVERVIEW

The Public Works Department is comprised of fifteen programs that provide a variety of services from road maintenance and solid waste management to issuing building permits and providing the safest and best maintained transportation system possible with the resources available.

The department provides for the designing of new facilities (roads, bridges, etc.); maintaining county paved and gravel roads, bridges and drainage systems and operation of two ferries; responding to emergency conditions; providing parks services; contracting service district operations; managing solid waste and recycling services and education; stormwater management; issuing building permits and providing inspections; and performing countywide planning functions. These activities are managed by the Engineering, Operations, Environmental Services, and Building and Planning divisions of Public Works.

The Administration Division provides the necessary support to implement contracts and to provide financial services; county pool car services, county fleet operations, county radio communications, facility support, the public works grants program, management of five service districts and provision of the administrative work of the department.

RESOURCE AND REQUIREMENT SUMMARY

Public Works	FY 21-22 ACTUAL	FY 22-23 ACTUAL	FY 23-24 BUDGET	FY 24-25 PROPOSED	+/- %
RESOURCES					
Taxes	519,621	505,473	525,000	525,000	0.0%
Licenses and Permits	3,857,326	4,493,596	3,921,650	3,872,300	-1.3%
Intergovernmental Federal	9,034,476	16,916,887	37,659,750	63,100,957	67.6%
Intergovernmental State	32,938,573	32,807,297	35,447,454	33,066,460	-6.7%
Intergovernmental Local	2,800	0	0	0	n.a.
Charges for Services	33,518,749	31,214,706	31,939,278	31,388,886	-1.7%
Admin Cost Recovery	1,615	0	0	0	n.a.
Fines and Forfeitures	80	182	1,000	500	-50.0%
Interest	362,961	1,227,403	910,600	1,727,000	89.7%
Other Revenues	451,005	750,656	5,000	1,558,355	31,067.1%
General Fund Transfers	835,234	1,014,597	1,755,532	1,751,574	-0.2%
Other Fund Transfers	1,478,880	738,134	914,245	677,086	-25.9%
Settlements	26,921	91,300	237,739	47,239	-80.1%
Financing Proceeds	8,647	0	0	0	n.a.
Net Working Capital	74,877,502	86,837,638	93,005,649	90,292,754	-2.9%
TOTAL RESOURCES	157,914,391	176,597,868	206,322,897	228,008,111	10.5%
REQUIREMENTS					
Personnel Services					
Salaries and Wages	14,087,469	14,769,200	18,487,595	18,913,975	2.3%
Fringe Benefits	8,431,285	9,016,911	11,527,674	11,939,551	3.6%
Total Personnel Services	22,518,754	23,786,111	30,015,269	30,853,526	2.8%
Materials and Services					
Supplies	901,931	991,166	970,346	1,016,422	4.7%
Materials	2,536,475	3,614,933	5,107,751	5,192,624	1.7%
Communications	147,597	131,343	231,491	292,093	26.2%
Utilities	521,952	419,053	385,873	432,259	12.0%
Contracted Services	21,502,653	20,053,005	24,874,593	23,462,533	-5.7%

MARION COUNTY FY 2024-25 BUDGET

BY DEPARTMENT

PUBLIC WORKS

Public Works	FY 21-22 ACTUAL	FY 22-23 ACTUAL	FY 23-24 BUDGET	FY 24-25 PROPOSED	+/- %
Repairs and Maintenance	1,257,896	1,477,570	1,736,842	2,018,762	16.2%
Rentals	606,044	603,913	723,941	820,481	13.3%
Insurance	55,844	51,961	44,534	42,921	-3.6%
Miscellaneous	608,460	642,826	1,097,133	1,128,198	2.8%
Total Materials and Services	28,138,853	27,985,770	35,172,504	34,406,293	-2.2%
Administrative Charges	5,211,643	5,662,734	6,324,072	6,021,022	-4.8%
Capital Outlay	15,129,081	26,093,268	72,872,807	95,186,982	30.6%
Debt Service Principal	20,234	0	0	0	n.a.
Debt Service Interest	509	(31)	0	0	n.a.
Transfers Out	57,679	64,368	75,000	16,750	-77.7%
Contingency	0	0	11,622,909	11,756,059	1.1%
Ending Fund Balance	0	0	50,240,336	49,767,479	-0.9%
TOTAL REQUIREMENTS	71,076,753	83,592,219	206,322,897	228,008,111	10.5%
FTE	231.40	236.60	238.60	238.60	0.0%

MARION COUNTY FY 2024-25 BUDGET

BY DEPARTMENT

PUBLIC WORKS

Fund Name	FUNDS				
	FY 21-22 ACTUAL	FY 22-23 ACTUAL	FY 23-24 BUDGET	FY 24-25 PROPOSED	% of Total
RESOURCES					
FND 130 Public Works	82,061,692	93,948,750	106,290,183	99,173,746	43.5%
FND 135 Public Works Grants	0	2,305,108	15,918,881	44,756,772	19.6%
FND 305 Land Use Planning	976,141	993,185	1,128,196	1,156,633	0.5%
FND 310 Parks	2,172,053	2,841,271	4,471,607	4,089,431	1.8%
FND 320 Surveyor	4,063,959	4,011,075	4,307,474	4,335,415	1.9%
FND 330 Building Inspection	10,133,822	11,035,740	11,037,196	11,457,989	5.0%
FND 510 Environmental Services	52,309,475	53,933,789	55,082,489	54,540,879	23.9%
FND 515 Stormwater Management	2,341,669	2,424,966	2,320,983	2,138,121	0.9%
FND 595 Fleet Management	3,855,580	5,103,984	5,765,888	6,359,125	2.8%
TOTAL RESOURCES	157,914,391	176,597,868	206,322,897	228,008,111	100.0%
REQUIREMENTS					
FND 130 Public Works	40,152,935	47,926,558	106,290,183	99,173,746	43.5%
FND 135 Public Works Grants	0	2,305,108	15,918,881	44,756,772	19.6%
FND 305 Land Use Planning	976,141	993,185	1,128,196	1,156,633	0.5%
FND 310 Parks	895,389	1,574,968	4,471,607	4,089,431	1.8%
FND 320 Surveyor	854,348	755,639	4,307,474	4,335,415	1.9%
FND 330 Building Inspection	3,709,192	3,798,543	11,037,196	11,457,989	5.0%
FND 510 Environmental Services	22,368,898	22,453,679	55,082,489	54,540,879	23.9%
FND 515 Stormwater Management	1,045,808	1,188,022	2,320,983	2,138,121	0.9%
FND 595 Fleet Management	1,074,043	2,596,518	5,765,888	6,359,125	2.8%
TOTAL REQUIREMENTS	71,076,753	83,592,219	206,322,897	228,008,111	100.0%

MARION COUNTY FY 2024-25 BUDGET

BY DEPARTMENT

PUBLIC WORKS

PROGRAMS

	FY 21-22 ACTUAL	FY 22-23 ACTUAL	FY 23-24 BUDGET	FY 24-25 PROPOSED	+/- %
RESOURCES					
Roads and Bridges Operations	14,174,357	13,171,954	18,490,640	18,829,619	1.8%
Emergency Management	660,707	654,151	1,388,323	1,267,515	-8.7%
Ferry Operations	2,452,097	1,634,151	2,462,081	2,293,752	-6.8%
PW Administrative Services	44,968,731	50,315,227	34,161,719	32,720,458	-4.2%
Shops	2,115,649	2,932,169	4,817,690	5,740,969	19.2%
Communications	596,981	815,578	1,982,892	1,754,712	-11.5%
Fleet Management	3,855,580	5,103,984	5,765,888	6,359,125	10.3%
Environmental Services	52,309,475	53,933,789	55,082,489	54,540,879	-1.0%
Stormwater Management	2,341,669	2,424,966	2,320,983	2,138,121	-7.9%
County Parks	2,172,053	2,841,271	4,471,607	4,089,431	-8.5%
Engineering	17,093,170	24,425,520	42,986,838	36,566,721	-14.9%
Surveyor	4,063,959	4,011,075	4,307,474	4,335,415	0.6%
Land Use Planning	976,141	993,185	1,128,196	1,156,633	2.5%
Building Inspection	10,133,822	11,035,740	11,037,196	11,457,989	3.8%
Public Works Grants	0	2,305,108	15,918,881	44,756,772	181.2%
TOTAL RESOURCES	157,914,391	176,597,868	206,322,897	228,008,111	10.5%
REQUIREMENTS					
Roads and Bridges Operations	14,174,357	13,171,954	18,490,640	18,829,619	1.8%
Emergency Management	660,707	654,151	1,388,323	1,267,515	-8.7%
Ferry Operations	2,452,097	1,634,151	2,462,081	2,293,752	-6.8%
PW Administrative Services	3,059,953	4,293,035	34,161,719	32,720,458	-4.2%
Shops	2,115,649	2,932,169	4,817,690	5,740,969	19.2%
Communications	597,002	815,578	1,982,892	1,754,712	-11.5%
Fleet Management	1,074,043	2,596,518	5,765,888	6,359,125	10.3%
Environmental Services	22,368,898	22,453,679	55,082,489	54,540,879	-1.0%
Stormwater Management	1,045,808	1,188,022	2,320,983	2,138,121	-7.9%
County Parks	895,389	1,574,968	4,471,607	4,089,431	-8.5%
Engineering	17,093,170	24,425,520	42,986,838	36,566,721	-14.9%
Surveyor	854,348	755,639	4,307,474	4,335,415	0.6%
Land Use Planning	976,141	993,237	1,128,196	1,156,633	2.5%
Building Inspection	3,709,192	3,798,492	11,037,196	11,457,989	3.8%
Public Works Grants	0	2,305,108	15,918,881	44,756,772	181.2%
TOTAL REQUIREMENTS	71,076,753	83,592,219	206,322,897	228,008,111	10.5%

MARION COUNTY FY 2024-25 BUDGET

BY DEPARTMENT

PUBLIC WORKS

Roads and Bridges Operations Program

- Performs general maintenance on county paved and gravel roads.
- Performs traffic signing and pavement markings.
- Performs bridge and drainage maintenance through bridge rehabilitation and culvert replacement.
- Controls roadside vegetation in accordance with best vegetation management practices.
- Performs annual chip seal and crack sealing programs.
- Provides emergency road operations covering mild flooding, snow, and ice control.

Program Summary

Public Works

Program: Roads and Bridges Operations

	FY 21-22 ACTUAL	FY 22-23 ACTUAL	FY 23-24 BUDGET	FY 24-25 PROPOSED	+/- %
RESOURCES					
Intergovernmental Federal	977,824	4,303,418	963,046	904,672	-6.1%
Intergovernmental State	12,721,753	8,461,034	356,340	356,340	0.0%
Charges for Services	452,122	369,868	404,000	475,500	17.7%
Admin Cost Recovery	4,704	7,341	3,000	4,000	33.3%
Fines and Forfeitures	80	182	1,000	500	-50.0%
Interest	101	0	0	0	n.a.
Other Revenues	3,692	3,024	5,000	5,000	0.0%
Settlements	14,080	27,087	0	0	n.a.
Net Working Capital	0	0	16,758,254	17,083,607	1.9%
TOTAL RESOURCES	14,174,357	13,171,954	18,490,640	18,829,619	1.8%
REQUIREMENTS					
Personnel Services	6,396,476	6,454,914	8,062,542	8,242,080	2.2%
Materials and Services	6,154,619	5,038,210	6,672,940	6,897,589	3.4%
Administrative Charges	1,551,876	1,659,212	2,077,503	1,909,966	-8.1%
Capital Outlay	71,387	19,617	77,655	79,984	3.0%
Contingency	0	0	1,600,000	1,700,000	6.3%
TOTAL REQUIREMENTS	14,174,357	13,171,954	18,490,640	18,829,619	1.8%
FTE	65.90	65.90	65.90	65.90	0.0%

FTE By Position Title By Program

Program: Roads and Bridges Operations	
Position Title	FTE
Crew Leader	6.00
Environmental Specialist	1.00
Ferry Operator Relief	5.00
Maintenance Worker	10.90
Medium Equipment Operator	35.00
PW Operations Division Mgr	1.00
Road Operations Supervisor	6.00
Weighmaster	1.00
Program Roads and Bridges Operations FTE Total:	65.90

MARION COUNTY FY 2024-25 BUDGET
BY DEPARTMENT
PUBLIC WORKS

- The count does not include 16.00 FTE temporary positions (seasonal).

FTE Changes

FTE remains unchanged.

Roads and Bridges Operations Program Budget Justification

RESOURCES

Resources for the Roads and Bridges Operations Program consist of charges for striping services and general road maintenance services.

Intergovernmental Federal revenue decrease is primarily attributed to lower projected contributions from the Secure Rural Schools Title 1 program.

Fines and Forfeitures decrease is based on FY 2023-24 trends, which is related to a shift in the weighmaster program focusing on driver education.

REQUIREMENTS

Personnel Services increases are attributed to normal step increases and related fringe benefit increases.

Materials and Services increases can be attributed to the following primary reasons:

- (1) Liquid asphalt, crushed rock, and asphalt concrete - increased purchasing costs.
- (2) Paint and sign materials - based on FY 2023-24 usage trends and increased market prices.

Capital Outlay for FY 2024-25 is for the treatment of concrete bridge decks with a polymer overlay for \$79,984. This is the sixth year of a seven-year program.

MARION COUNTY FY 2024-25 BUDGET

BY DEPARTMENT

PUBLIC WORKS

Emergency Management Program

- Prepares emergency operation plans for the county.
- Prepares and runs disaster exercises.
- Coordinates with other county and state agencies on emergency preparedness.
- Educates the public about emergency preparedness through fairs and other events.
- Sets up the Emergency Operations Center and responds to actual emergencies.

Program Summary

Public Works

Program: Emergency Management

	FY 21-22 ACTUAL	FY 22-23 ACTUAL	FY 23-24 BUDGET	FY 24-25 PROPOSED	+/- %
RESOURCES					
Intergovernmental Federal	258,701	170,271	590,731	413,469	-30.0%
Intergovernmental State	245,531	231,600	289,214	340,165	17.6%
Intergovernmental Local	2,800	0	0	0	n.a.
Charges for Services	1,941	0	0	0	n.a.
Other Revenues	147	0	0	0	n.a.
General Fund Transfers	151,734	252,339	508,378	513,881	1.1%
Other Fund Transfers	(147)	(58)	0	0	n.a.
TOTAL RESOURCES	660,707	654,151	1,388,323	1,267,515	-8.7%
REQUIREMENTS					
Personnel Services	461,657	468,473	712,264	729,247	2.4%
Materials and Services	123,007	89,456	441,285	420,246	-4.8%
Administrative Charges	76,043	96,223	98,042	88,022	-10.2%
Capital Outlay	0	0	108,732	0	-100.0%
Contingency	0	0	28,000	30,000	7.1%
TOTAL REQUIREMENTS	660,707	654,151	1,388,323	1,267,515	-8.7%
FTE	4.00	5.00	5.00	5.00	0.0%

FTE By Position Title By Program

Program: Emergency Management	
Position Title	FTE
County Emergency Manager	1.00
Emergency Management Director	1.00
Emergency Preparedness Coordinator	1.00
Program Coordinator 2	2.00
Program Emergency Management FTE Total:	5.00

- FTE remains unchanged.

FTE Changes

FTE remains unchanged.

MARION COUNTY FY 2024-25 BUDGET

BY DEPARTMENT

PUBLIC WORKS

Emergency Management Program Budget Justification

RESOURCES

Resources for the Emergency Management Program consists of funding from the General Fund, gas tax, and grant revenue from the Oregon Emergency Management Program Grant.

Total Intergovernmental Federal revenues are decreasing in FY 2024-25 due to a decrease in the Oregon Emergency Management Program Grant and completion of several State Homeland Security Program grant projects in FY 2023-24.

General Fund Transfers of \$513,881 is to support the operation of the Emergency Management Program including Personnel Services and Materials and Services not covered by the Emergency Management Grant Program.

REQUIREMENTS

Personnel Services increases are attributed to normal step increases and related fringe benefit increases.

Materials and Services decreases are primarily related to the completion of several State Homeland Security Program grant projects in FY 2023-24.

No Capital Outlay is planned for FY 2024-25.

MARION COUNTY FY 2024-25 BUDGET

BY DEPARTMENT

PUBLIC WORKS

Ferry Operations Program

- Maintains and operates ferry boats at two locations on the Willamette River.
- Safely transports over 300,000 vehicles per year across the Willamette River.

Program Summary

Public Works	Program: Ferry Operations				
	FY 21-22 ACTUAL	FY 22-23 ACTUAL	FY 23-24 BUDGET	FY 24-25 PROPOSED	+/- %
RESOURCES					
Intergovernmental Federal	1,109,899	251,137	607,880	476,250	-21.7%
Intergovernmental State	870,952	557,977	1,100,201	1,058,502	-3.8%
Charges for Services	669,016	824,006	754,000	759,000	0.7%
Other Revenues	1,418	1,032	0	0	n.a.
Other Fund Transfers	(199,188)	0	0	0	n.a.
TOTAL RESOURCES	2,452,097	1,634,151	2,462,081	2,293,752	-6.8%
REQUIREMENTS					
Personnel Services	835,020	820,001	985,667	1,007,031	2.2%
Materials and Services	181,415	191,633	245,623	248,222	1.1%
Administrative Charges	153,053	172,233	175,541	179,999	2.5%
Capital Outlay	1,282,609	450,283	855,250	720,500	-15.8%
Contingency	0	0	200,000	138,000	-31.0%
TOTAL REQUIREMENTS	2,452,097	1,634,151	2,462,081	2,293,752	-6.8%
FTE	9.10	9.10	9.10	9.10	0.0%

FTE By Position Title By Program

Program: Ferry Operations	
Position Title	FTE
Crew Leader	1.00
Ferry Operator	5.00
Ferry Operator Relief	1.00
Maintenance Worker	2.10
Program Ferry Operations FTE Total:	9.10

- No temporary workers requested for FY 2024-25.

FTE Changes

FTE remains unchanged.

Ferry Operations Program Budget Justification

RESOURCES

Resources for the Ferry Program consist of gas tax, federal ferry boat grants, toll fees recorded in Charges for Services, and partial reimbursement of net expenses by the Oregon Department of Transportation for the Buena Vista Ferry and from Yamhill County for the Wheatland Ferry.

Intergovernmental Federal revenue increase is inclusive of a multi-year federal ferry boat grant for new cat walks and improvements on the Buena Vista ferry. The decrease in federal revenue is due to the completion of capital projects in FY 2023-24.

MARION COUNTY FY 2024-25 BUDGET

BY DEPARTMENT

PUBLIC WORKS

Intergovernmental State revenue increase is due to a decrease in the allocation of gas tax revenue which was primarily attributed to the county's cost match for the federal ferry boat projects in FY 2023-24.

REQUIREMENTS

Personnel Services increases are attributed to increased premium pay to accommodate ferry operations schedule, normal step increases and related fringe benefit increases.

Materials and Services increases are primarily attributed to higher property insurance premiums and increased ferry maintenance repair expenses.

Capital Outlay decrease is related to the projects being in final phases of project construction.

Capital Outlay for FY 2024-25 consists of the following:

- (1) Carry-forward - Wheatland Ferry Improvement: Phase 3A - \$131,500
- (2) Carry-forward - Buena Vista Operational Improvements - \$154,500
- (3) Carry-forward - Ferry System Software Replacement - \$220,000
- (4) New - Wheatland Operational Improvements - \$214,500

MARION COUNTY FY 2024-25 BUDGET

BY DEPARTMENT

PUBLIC WORKS

PW Administrative Services Program

- Performs all accounting functions and contract processing.
- Provides all clerical support to the department.
- Supports operation of four service districts and one lighting district.
- Provides facility services for all Public Works campuses.
- Coordinates information technology projects for the department.
- Provides countywide non-emergency dispatching.
- Provides recruitment and human resources support for the department.

Program Summary

Public Works

Program: PW Administrative Services

	FY 21-22 ACTUAL	FY 22-23 ACTUAL	FY 23-24 BUDGET	FY 24-25 PROPOSED	+/- %
RESOURCES					
Intergovernmental Federal	60,027	12,972	14,348	12,972	-9.6%
Intergovernmental State	7,480,688	6,335,213	3,648,148	2,799,181	-23.3%
Charges for Services	1,793,556	2,105,541	1,804,808	2,591,540	43.6%
Admin Cost Recovery	(642,261)	(620,329)	(969,523)	(712,000)	-26.6%
Interest	170,178	572,945	400,000	850,000	112.5%
Other Revenues	17,201	69	0	0	n.a.
Other Fund Transfers	234,644	58	0	0	n.a.
Financing Proceeds	8,647	0	0	0	n.a.
Net Working Capital	35,846,052	41,908,757	29,263,938	27,178,765	-7.1%
TOTAL RESOURCES	44,968,731	50,315,227	34,161,719	32,720,458	-4.2%
REQUIREMENTS					
Personnel Services	2,208,189	2,586,530	3,423,629	3,581,585	4.6%
Materials and Services	572,080	530,323	506,014	776,445	53.4%
Administrative Charges	222,560	314,100	89,648	317,225	253.9%
Capital Outlay	43,934	862,093	2,596,105	1,597,735	-38.5%
Debt Service Principal	12,785	0	0	0	n.a.
Debt Service Interest	405	(10)	0	0	n.a.
Contingency	0	0	480,000	450,000	-6.3%
Ending Fund Balance	0	0	27,066,323	25,997,468	-3.9%
TOTAL REQUIREMENTS	3,059,953	4,293,035	34,161,719	32,720,458	-4.2%
FTE	25.00	26.00	27.00	27.00	0.0%

FTE By Position Title By Program

Program: PW Administrative Services	
Position Title	FTE
Accounting Specialist	3.00
Administration Division Manager	1.00
Administrative Assistant (Confidential) (Biling)	1.00
Administrative Assistant (WC)	1.00
Administrative Services Manager Sr	1.00

MARION COUNTY FY 2024-25 BUDGET
BY DEPARTMENT
PUBLIC WORKS

Program: PW Administrative Services	
Position Title	FTE
Communications Coordinator	1.00
Contracts Specialist	1.00
Contracts Specialist Sr	2.00
Data Specialist	1.00
Deputy Public Works Director	1.00
Grant/Contracts Compliance Analyst	1.00
Management Analyst 1	1.00
Office Manager Sr	1.00
Office Specialist 2	2.00
Office Specialist 3	3.00
Office Specialist 3 (Bilingual)	2.00
Project Manager Sr	1.00
Public Works Director	1.00
Safety Specialist	2.00
Program PW Administrative Services FTE Total:	27.00

FTE Changes

There are no changes in FTE.

PW Administrative Services Program Budget Justification

RESOURCES

Resources for the Administrative Program consists of System Development Charges, Interest for the Public Works Fund, administrative services to various funds within the department and service districts, and property leases for storage of containers at the Aumsville property and the cell tower at the main Public Works campus.

Intergovernmental State decrease is related to less gas tax need to support less proposed capital projects in FY 2024-25.

Charges for Services are increasing due to a methodology change to the department's internal allocation for administrative, accounting, and safety services provided to other programs within the department. The revised methodology more appropriately aligns with the central services allocation process.

The Net Working Capital decrease is based on FY 2023-24 projections and several engineering capital projects in the construction phase.

REQUIREMENTS

Personnel Services increase is due to normal step increases and related fringe benefit increases.

Materials and Services increase is due to the costs associated with painting the exteriors of several buildings at Public Works' Silverton Road campus.

Capital Outlay decrease is due to canceling the purchase of land adjacent to the Silverton Road campus.

MARION COUNTY FY 2024-25 BUDGET

BY DEPARTMENT

PUBLIC WORKS

Capital Outlay for FY 2024-25 consists of the following:

- (1) Carry-forward - Aumsville Site - Building 1 Roof Replacement - \$26,400
- (2) Carry-forward - Silverton Rd Site - Building 4 Water Maze Replacement - \$57,750
- (3) Carry-forward - Silverton Rd Site - Building 1 Expansion - \$1,000,000
- (4) Carry-forward - Aumsville Site - HVAC Replacement - \$31,625
- (5) Carry-forward - Asset Management System - \$220,000
- (6) Carry-forward - Aumsville Site - Water Heater Replacement - \$35,360
- (7) New - Silverton Rd Site - Building 13 Roof Replacement - \$226,600

MARION COUNTY FY 2024-25 BUDGET

BY DEPARTMENT

PUBLIC WORKS

Shops Program

- Purchases and maintains all heavy equipment for the department.
- Maintains pool car, light duty fleet and generators for all of Marion County.

Program Summary

Public Works	FY 21-22	FY 22-23	FY 23-24	FY 24-25	Program: Shops
	ACTUAL	ACTUAL	BUDGET	PROPOSED	+/- %
RESOURCES					
Intergovernmental Federal	32,307	0	0	0	n.a.
Intergovernmental State	889,759	1,887,951	3,222,972	4,317,969	34.0%
Charges for Services	650,611	526,775	728,845	800,000	9.8%
Admin Cost Recovery	542,973	517,443	865,873	623,000	-28.0%
TOTAL RESOURCES	2,115,649	2,932,169	4,817,690	5,740,969	19.2%
REQUIREMENTS					
Personnel Services	1,169,685	1,251,958	1,439,222	1,480,464	2.9%
Materials and Services	156,873	246,007	219,135	337,958	54.2%
Administrative Charges	211,059	221,437	239,789	235,655	-1.7%
Capital Outlay	578,032	1,212,767	2,444,544	3,546,892	45.1%
Transfers Out	0	0	75,000	0	-100.0%
Contingency	0	0	400,000	140,000	-65.0%
TOTAL REQUIREMENTS	2,115,649	2,932,169	4,817,690	5,740,969	19.2%
FTE	13.50	13.50	13.50	13.50	0.0%

FTE By Position Title By Program

Program: Shops	
Position Title	FTE
Fleet Shop Supervisor	0.50
Fleet Specialist	1.00
Mechanic	8.00
Mechanic Sr	1.00
Parts Specialist	2.00
Public Works Aide	1.00
Program Shops FTE Total:	13.50

FTE Changes

FTE remains unchanged.

Shops Program Budget Justification

RESOURCES

Resources for the Shops Program consist of gas tax and Charges for Services provided to other county departments for maintenance services of vehicles and equipment and internal billings to other programs within the Public Works Fund.

Intergovernmental State increase is due to several Capital Outlay purchases being carried forward from FY 2023-24.

MARION COUNTY FY 2024-25 BUDGET

BY DEPARTMENT

PUBLIC WORKS

Charges for Services is increasing because of a nominal shop rate increase and the integration of 36 Department of Administrative Service vehicles for the Health and Human Services Department.

Admin Cost Recovery is decreasing. This is the charges to programs for shop services within the Public Works Fund and is aligned with FY 2023-24 trend.

REQUIREMENTS

Personnel Services is increasing due to normal step increases and related fringe benefit increases.

Materials and Services is increasing, primarily driven by decommissioning of the Silverton fuel tank in Contracted Services.

Capital Outlay in FY 2024-25 consists of the following:

- (1) Replacement - Equipment # SE222 - Brushcutter Flail Head - \$17,600
- (2) Replacement - Equipment # SE199 - Reader Board - \$19,800
- (3) Replacement - Equipment # SE202 - Reader Board - \$19,800
- (4) Replacement - Vehicle # OPW435 - Tractor with rear and side mower - \$278,300
- (5) Replacement - Vehicle # PW1257 - F450 Bridge Crew Crummy Truck - \$134,750
- (6) Replacement - Vehicle # PW9902 - F550 Truck with Dump Bed - \$99,990
- (7) Replacement - Vehicle # OPW563 - 10yard dump with plow and sander - \$335,500
- (8) Replacement - Vehicle # OPW719 - 1 ton Truck with Dump Bed - \$94,600
- (9) Replacement - Vehicle # OPW450 - Gradall - \$623,005
- (10) Carry-forward - Auto Grade Controls - \$16,800
- (11) Carry-forward - Trailer - \$130,000
- (12) Carry-forward - 10yd dump truck with plow and sander - \$332,000
- (13) Carry-forward - Brush Cutter - \$230,000
- (14) Carry-forward - Tile Flusher - \$651,000
- (15) Carry-forward - Class 8 Dump Truck with plow and sander outfitting - \$25,097
- (16) New - Salem Campus Fuel Pump Dispenser Upgrade - \$244,200
- (17) New - Used Oil Coolant and Storage Containers for Building #3 - \$10,450
- (18) New - Used Oil Coolant and Storage Containers for Building #1 - \$16,500
- (19) New - Shops Trailer - \$27,500
- (20) New - Fleet Software System - \$240,000

MARION COUNTY FY 2024-25 BUDGET

BY DEPARTMENT

PUBLIC WORKS

Communications Program

- Supports all radio communication and microwave systems in the county.
- Maintains radio communication tower equipment.
- Installs required radio equipment in county fleet vehicles.

Program Summary

Public Works	Program: Communications				
	FY 21-22 ACTUAL	FY 22-23 ACTUAL	FY 23-24 BUDGET	FY 24-25 PROPOSED	+/- %
RESOURCES					
Intergovernmental Federal	3,081	0	0	0	n.a.
Intergovernmental State	273,447	535,618	1,575,392	1,559,712	-1.0%
Charges for Services	224,254	184,415	116,350	110,000	-5.5%
Admin Cost Recovery	96,200	95,545	100,650	85,000	-15.5%
Settlements	0	0	190,500	0	-100.0%
TOTAL RESOURCES	596,981	815,578	1,982,892	1,754,712	-11.5%
REQUIREMENTS					
Personnel Services	247,164	259,561	440,251	431,095	-2.1%
Materials and Services	143,775	100,892	225,261	243,602	8.1%
Administrative Charges	177,664	163,223	103,180	61,615	-40.3%
Capital Outlay	2,124	262,106	1,145,700	878,400	-23.3%
Debt Service Principal	7,449	0	0	0	n.a.
Debt Service Interest	104	(21)	0	0	n.a.
Transfers Out	18,724	29,817	0	0	n.a.
Contingency	0	0	68,500	140,000	104.4%
TOTAL REQUIREMENTS	597,002	815,578	1,982,892	1,754,712	-11.5%
FTE	3.50	3.50	3.50	3.50	0.0%

FTE By Position Title By Program

Program: Communications	
Position Title	FTE
Electronics Technician 1	2.00
Electronics Technician 2	1.00
Fleet Shop Supervisor	0.50
Program Communications FTE Total:	3.50

FTE Changes

FTE remains unchanged.

Communications Program Budget Justification

RESOURCES

Resources for the Communications Program consist of gas tax and Charges for Services rendered to county departments.

Charges for Services are slightly decreasing based on an improved power upgrade at House Mountain, resulting in reduced billable services to the Sheriff's Office for radio maintenance services.

MARION COUNTY FY 2024-25 BUDGET

BY DEPARTMENT

PUBLIC WORKS

Admin Cost Recovery is related to services rendered for internal Public Works communication services.

REQUIREMENTS

Personnel Services is decreasing due to new staff being at a lower step, offset by normal step increases and related fringe benefit increases.

Materials and Services is increasing slightly, based primarily on a new land lease for the House Mountain radio communications site.

Capital Outlay for FY 2024-25 consists of the following:

- (1) Carry-forward - Public Works Radio System Replacement - \$750,000
- (2) Carry-forward - House Mtn Generator Fire Recovery Project - \$80,000
- (3) New - Replacement of Service Monitor - \$48,400

MARION COUNTY FY 2024-25 BUDGET

BY DEPARTMENT

PUBLIC WORKS

Fleet Management Program

- Manages the county pool vehicle fleet of 22 vehicles.
- Manages the 312 vehicle consolidated light duty fleet for the county.
- Purchases all on-road licensed vehicles for the county.

Program Summary

Public Works				Program: Fleet Management	
	FY 21-22 ACTUAL	FY 22-23 ACTUAL	FY 23-24 BUDGET	FY 24-25 PROPOSED	+/- %
RESOURCES					
Charges for Services	2,114,406	1,977,747	2,461,061	2,721,090	10.6%
General Fund Transfers	8,729	7,500	234,876	220,176	-6.3%
Other Fund Transfers	50,821	309,375	515,245	353,086	-31.5%
Settlements	6	27,826	47,239	47,239	0.0%
Net Working Capital	1,681,618	2,781,536	2,507,467	3,017,534	20.3%
TOTAL RESOURCES	3,855,580	5,103,984	5,765,888	6,359,125	10.3%
REQUIREMENTS					
Materials and Services	543,216	675,368	722,890	804,140	11.2%
Administrative Charges	55,237	50,964	41,702	46,466	11.4%
Capital Outlay	475,590	1,870,186	2,682,833	2,367,227	-11.8%
Contingency	0	0	540,000	640,000	18.5%
Ending Fund Balance	0	0	1,778,463	2,501,292	40.6%
TOTAL REQUIREMENTS	1,074,043	2,596,518	5,765,888	6,359,125	10.3%

MARION COUNTY FY 2024-25 BUDGET

BY DEPARTMENT

PUBLIC WORKS

Fleet Management Program Budget Justification

RESOURCES

Resources for the Consolidated Fleet Program come from vehicle lease revenues charged to the departments that utilize light duty vehicles, revenues for the use of pool vehicles and surplus revenues for the sale of used vehicles. Pool vehicles usage is charged on a per mile basis, currently \$0.50 per mile, and includes fuel expenses. The lease rate for consolidated fleet vehicles is a maintained rate, but all programs purchase their own fuel.

Charges for Services increase is for an increase in fleet lease revenue as calculated for FY 2024-25. This increase is primarily related to Health and Human Services adding more than twenty vehicles to the program. This is in response to the Department of Administrative Services discontinuing their car rental services in July 2023.

General Fund Transfers is for the following:

- (1) Carry-forward CE # 24-346 - Replace Juvenile Vehicle # 00J883 - \$114,000
- (2) Carry-forward CE # 23-338 - SO SUV LEAD Program Vehicle - \$62,337
- (3) Carry-forward CE # 24-348 - Replace SH2047 totaled in accident - \$19,028
- (4) Carry-forward CE # 24-349 - Replace SH2128 totaled in accident - \$24,811

Other Fund Transfers is for the following:

- (1) Replacement of twelve Department of Administrative Vehicles that were integrated into Health and Human Services in July 2023. This is the second of a three year replacement program for these vehicles.
- (2) Upgrade for the purchase replacement of PW1630.

REQUIREMENTS

The Materials and Services increase is related to radio purchases for new vehicles and increased maintenance expense for the added Health and Human Services vehicles.

Ending Fund Balance is increasing due to a lower than average year in vehicle replacements.

Capital Outlay in FY 2024-25 consists of the following:

- (1) Carry-forward - FY21-22 Annual Light Duty Fleet Replacement - \$60,000
- (2) Carry-forward - FY22-23 Annual Light Duty Fleet Replacement - \$252,000
- (3) Carry-forward - FY23-24 Annual Light Duty Fleet Replacement - \$702,500
- (4) Carry-forward - Replace SH2128 totaled in vehicle accident - \$72,050
- (5) Carry-forward - Sheriff's Office add patrol Vehicle for LEAD program outfitting costs - \$20,609
- (6) Carry-forward - Replace SH2045 totaled in vehicle accident - \$72,050
- (7) Carry-forward - Replace F550 Crewcab for Juvenile outfitting costs - \$44,110
- (8) Carry-forward - 2nd year of Department Administrative Service vehicle replacement - 12 vehicles - \$336,336
- (9) New - FY24-25 Annual Light Duty Fleet Replacement - 13 vehicles - \$807,572

MARION COUNTY FY 2024-25 BUDGET

BY DEPARTMENT

PUBLIC WORKS

Environmental Services Program

- Manages waste flow and disposal for Marion County.
- Operates one transfer station and operates the scale house for a 2nd transfer station.
- Conducts Marion Resourcers classes and business focused EarthWISE program.
- Educates the public about recycling using social media, radio, and print advertising.
- Operates the Brown's Island construction demolition debris landfill site.

Program Summary

Public Works	Program: Environmental Services				
	FY 21-22 ACTUAL	FY 22-23 ACTUAL	FY 23-24 BUDGET	FY 24-25 PROPOSED	+/- %
RESOURCES					
Taxes	519,621	505,473	525,000	525,000	0.0%
Intergovernmental Federal	68,255	131,408	0	0	n.a.
Intergovernmental State	6,130	55,248	0	0	n.a.
Charges for Services	25,130,508	22,839,141	22,652,379	21,580,976	-4.7%
Interest	137,513	462,422	350,000	650,000	85.7%
Other Revenues	(1,768)	(480)	0	1,553,355	n.a.
Other Fund Transfers	0	0	75,000	0	-100.0%
Settlements	12,835	0	0	0	n.a.
Net Working Capital	26,436,382	29,940,577	31,480,110	30,231,548	-4.0%
TOTAL RESOURCES	52,309,475	53,933,789	55,082,489	54,540,879	-1.0%
REQUIREMENTS					
Personnel Services	2,690,235	2,859,533	3,485,935	3,504,611	0.5%
Materials and Services	17,840,202	17,360,280	20,211,866	19,885,245	-1.6%
Administrative Charges	1,441,002	1,438,722	1,746,249	1,516,664	-13.1%
Capital Outlay	381,560	795,143	14,814,262	13,960,096	-5.8%
Transfers Out	15,900	0	0	0	n.a.
Contingency	0	0	2,750,000	3,340,000	21.5%
Ending Fund Balance	0	0	12,074,177	12,334,263	2.2%
TOTAL REQUIREMENTS	22,368,898	22,453,679	55,082,489	54,540,879	-1.0%
FTE	30.50	31.70	31.50	31.50	0.0%

FTE By Position Title By Program

Program: Environmental Services	
Position Title	FTE
Crew Leader	1.00
Engineering Tech 1	1.00
Environmental Services Division Manager	1.00
Environmental Services Operations Supervisor	1.00
Heavy Equipment Operator	3.00
Maintenance Worker	4.00
Medium Equipment Operator	3.00
Program Supervisor	1.00

MARION COUNTY FY 2024-25 BUDGET
BY DEPARTMENT
PUBLIC WORKS

Program: Environmental Services	
Position Title	FTE
Scale Attendant	7.00
Scale Attendant (Bilingual)	3.00
Stormwater Program Supervisor	0.50
Waste Reduction Coordinator	1.00
Waste Reduction Coordinator (Bilingual)	2.00
Wastewater Operator 1	1.00
Wastewater Operator 2	2.00
Program Environmental Services FTE Total:	31.50

- The count does not include a 2.50 FTE for budgeted temporary staff. 2.00 FTE is for four on call/relief scale attendants and 0.50 FTE is for two maintenance workers during the summer months to help with transfer station support and vegetation management.

FTE Changes

FTE remains unchanged.

Environmental Services Program Budget Justification

RESOURCES

Resources for the Environmental Services Program consist primarily of tipping fees at each of the two transfer stations, Covanta's energy from waste facility, and the Brown's Island landfill. Additional resources including franchise fees from the eight franchised haulers for Marion County, reimbursement for the transportation and disposal of ash from Covanta, and services to service districts for waste water and water operations.

Charges for Services decrease is related to Covanta reducing the amount of waste they are able to accept. The reduction is offset in Other Revenues where Covanta is required to pay a fee for not processing the monthly guaranteed volume.

REQUIREMENTS

Personnel Services is increasing due to normal step increases and related fringe benefit increases.

Materials and Services decrease is primarily related to several changes in Contracted Services:

- (1) An increase in public works services is related to a methodology change to department's internal allocation for administrative, accounting, and safety services provided to other programs within the department. The revised methodology more appropriately aligns with the central services allocation process.
- (2) A decrease in waste to energy contract expenses for the reduction in volume Covanta is excepting.
- (3) An increase in transfer station contracts for annual rate increases related to the operations of the Salem Keizer Transfer Station (SKRTS) and the hauling of waste from the North Marion Transfer Station and SKRTS.

MARION COUNTY FY 2024-25 BUDGET

BY DEPARTMENT

PUBLIC WORKS

Capital Outlay for FY 2024-25 consists of the following:

- (1) Carry-forward - Solid waste billing system replacement - \$122,100
- (2) Carry-forward - Generator Back-up for Browns Island - \$11,374
- (3) Carry-forward - Water Truck for Browns Island - \$243,662
- (4) Carry-forward - Electric Gate for Browns Island - \$75,000
- (5) Carry-forward - Generator Back up for Leachate System at North Marion Transfer Station - \$20,460
- (6) Carry-forward - Lift Station Refurbishment for Leachate System - \$176,000
- (7) Carry-forward - Material Handler for North Marion Transfer Station - \$600,000
- (8) Carry-forward - Flare Replacement for North Marion landfill - \$467,500
- (9) Carry-forward - New Transfer Station Design - \$1,500,000
- (10) Carry-forward - Purchase Land for Future Transfer Station - \$10,000,000
- (11) New - Browns Island Landfill Closure Design - \$240,000
- (12) New - North Marion Monofill Closure Design - \$240,000
- (13) New - North Marion Concrete Deck Repair - \$264,000

MARION COUNTY FY 2024-25 BUDGET

BY DEPARTMENT

PUBLIC WORKS

Stormwater Management Program

- Maintains the stormwater system in the unincorporated urban area east of Salem.
- Improves water quality and reduces stormwater runoff by providing sweeping services and cleaning catch basins several times per year, and improving detention basins and bioswale infrastructure.
- Provides community education through media outlets, classroom exercises, employee training, brochures, and storm drain stencils.
- Meets minimum stormwater regulatory requirements by the Environmental Protection Agency and the Department of Environmental Quality.

Program Summary

Public Works	Program: Stormwater Management				
	FY 21-22 ACTUAL	FY 22-23 ACTUAL	FY 23-24 BUDGET	FY 24-25 PROPOSED	+/- %
RESOURCES					
Intergovernmental Federal	12,779	4,295	0	0	n.a.
Charges for Services	1,025,361	1,078,463	1,069,638	1,080,514	1.0%
Interest	6,245	18,932	14,400	20,000	38.9%
Settlements	0	27,414	0	0	n.a.
Net Working Capital	1,297,284	1,295,861	1,236,945	1,037,607	-16.1%
TOTAL RESOURCES	2,341,669	2,424,966	2,320,983	2,138,121	-7.9%
REQUIREMENTS					
Personnel Services	433,980	501,059	652,243	634,623	-2.7%
Materials and Services	416,972	399,215	526,432	624,556	18.6%
Administrative Charges	94,137	101,476	105,101	94,979	-9.6%
Capital Outlay	100,719	186,270	387,059	311,126	-19.6%
Contingency	0	0	210,000	210,000	0.0%
Ending Fund Balance	0	0	440,148	262,837	-40.3%
TOTAL REQUIREMENTS	1,045,808	1,188,021	2,320,983	2,138,121	-7.9%
FTE	5.50	5.50	5.50	5.50	0.0%

FTE By Position Title By Program

Program: Stormwater Management	
Position Title	FTE
Crew Leader	1.00
Environmental Specialist	1.00
Maintenance Worker	1.00
Medium Equipment Operator	2.00
Stormwater Program Supervisor	0.50
Program Stormwater Management FTE Total:	5.50

FTE Changes

FTE remains unchanged.

MARION COUNTY FY 2024-25 BUDGET

BY DEPARTMENT

PUBLIC WORKS

Stormwater Management Program Budget Justification

RESOURCES

Resources for the Stormwater Management Program consist of four main components: East Salem Service District (ESSD) stormwater service fees, charges for services to ESSD, the Public Works Fund, and the Environmental Services Fund. These services include community outreach, crew lead support, ditch and catch basin maintenance and street sweeping services.

Net Working Capital is decreasing based on completing some capital outlay projects and increased contract expense for street sweeping services and vegetation management.

Charges for Services are increasing based on current trend of services to the Public Works Fund and Environmental Services Fund.

REQUIREMENTS

Personnel Services decrease is due to hiring new staff at a lower step, offset by normal step increases and related fringe benefit increases.

Materials and Services is increasing for two primary reasons:

- (1) Increase in public works services related to a methodology change to department's internal allocation for administrative, accounting, and safety services provided to other programs within the department. The revised methodology more appropriately aligns with the central services allocation process.
- (2) Increase in other contracted services for a price increase in sweeping services.

Capital Outlay for FY 2024-25 consists of the following:

- (1) Carry-forward - Silverton Road Sandringham bank stabilization - \$5,000
- (2) Carry-forward - Selby - Bramble bank stabilization - \$126,126
- (3) Carry-forward - Parkdale Detention and Wetland - \$180,000

MARION COUNTY FY 2024-25 BUDGET

BY DEPARTMENT

PUBLIC WORKS

County Parks Program

- Maintains 18 parks.
- Updates and replaces playground equipment.
- Provides the public with clean and safe recreation areas.
- Provides camping at North Santiam Park.

Program Summary

Public Works	Program: County Parks				
	FY 21-22 ACTUAL	FY 22-23 ACTUAL	FY 23-24 BUDGET	FY 24-25 PROPOSED	+/- %
RESOURCES					
Intergovernmental Federal	69,967	60,591	1,472,928	2,008,572	36.4%
Intergovernmental State	328,267	415,787	1,248,435	800,620	-35.9%
Charges for Services	79,268	60,526	35,000	64,000	82.9%
Interest	4,096	20,015	15,000	20,000	33.3%
Other Revenues	430,639	742,628	0	0	n.a.
General Fund Transfers	246,403	265,062	433,940	411,542	-5.2%
Other Fund Transfers	202,312	0	0	0	n.a.
Net Working Capital	811,102	1,276,664	1,266,304	784,697	-38.0%
TOTAL RESOURCES	2,172,053	2,841,271	4,471,607	4,089,431	-8.5%
REQUIREMENTS					
Personnel Services	387,619	408,764	654,992	726,748	11.0%
Materials and Services	404,611	567,444	1,175,611	982,253	-16.4%
Administrative Charges	49,740	81,016	72,620	136,299	87.7%
Capital Outlay	41,919	502,744	1,749,836	1,867,072	6.7%
Transfers Out	11,500	15,000	0	0	n.a.
Contingency	0	0	239,759	377,059	57.3%
Ending Fund Balance	0	0	578,789	0	-100.0%
TOTAL REQUIREMENTS	895,389	1,574,968	4,471,607	4,089,431	-8.5%
FTE	3.00	3.80	6.00	6.00	0.0%

FTE By Position Title By Program

Program: County Parks	
Position Title	FTE
Civil Engineering Assoc 1	1.00
Maintenance Worker - Parks	2.00
Medium Equipment Operator	1.00
Program Coordinator 1	1.00
Program Supervisor	1.00
Program County Parks FTE Total:	6.00

- The count does not include 0.75 FTE in summer temporary Maintenance Workers.

FTE Changes

FTE remains unchanged.

MARION COUNTY FY 2024-25 BUDGET

BY DEPARTMENT

PUBLIC WORKS

County Parks Program Budget Justification

RESOURCES

Resources for the county Parks Program consist primarily of the state recreational vehicle revenue, camping fees for Bear Creek and North Santiam campgrounds, and parking permit fees for accessing the North Fork area parks. Due to the Beachie Creek fire of 2020, camping fees at Bear Creek won't be realized and are not in the FY 2024-25 budget. Parking permit fees for the North Fork area and camping fees for North Santiam campground is budgeted for FY 2024-25.

Intergovernmental Federal consists of FEMA disaster assistance resources for restoration of the parks impacted by the 2020 Beachie Creek wildfire and American Rescue Plan Act funding for Parkdale Park and North Fork corridor park restoration.

Intergovernmental State is decreasing due to forecasted expenditures related for a grant from the Oregon Watershed Enhancement Board (OWEB) for replanting trees in the Santiam Canyon area parks. RV parks apportionment resources are anticipated to remain stable based on current forecasts.

Charges for Services is increasing due to the reinstatement of parking permit fees for the North Fork area parks.

General Fund Transfers of \$411,542 include the following:

- (1) Medium Equipment Operator - 1.0 FTE - \$120,085
- (2) Parks Supervisor - 1.0 FTE - \$154,325
- (3) 3 summer temporary Maintenance Workers @ 0.25 FTE each - total 0.75 FTE - \$43,632
- (4) Leaf/Debris Vacuum - \$93,500

REQUIREMENTS

Personnel Services increases are attributed to normal step increases and related fringe benefit increases. Additionally, a full year of two full time maintenance workers added in FY 2023-24 will be realized. This is offset by a reduction of 0.75 FTE in summer temporary maintenance workers.

The Materials and Services decrease is due to forecasted expenses relates to grants provided by the Oregon Watershed Enhancement Board (OWEB) for tree replanting and wetland restoration in the North Fork corridor.

Capital Outlay for FY 2024-25 consists of the following:

- (1) Carry-forward - Bear Creek Park Restoration - \$674,572
- (2) Carry-forward - Salmon Falls Park Restoration - \$400,000
- (3) Carry-forward - Parkdale Park Improvement - \$280,000
- (4) Carry-forward - North Fork Park Restoration - \$275,000
- (5) Carry-forward - Niagara Park Restoration - \$70,000
- (5) Carry-forward - Minto Park Restoration - \$74,000
- (6) New - Leaf/Debris Vacuum - \$93,500

The decrease in Ending Fund Balance is based on utilizing reserves to restore the parks in the North Fork corridor.

MARION COUNTY FY 2024-25 BUDGET

BY DEPARTMENT

PUBLIC WORKS

Engineering Program

- Provides design services for major projects.
- Performs construction management and project inspection.
- Performs traffic engineering services.
- Carries out long-term transportation planning.
- Performs drainage modeling and analysis services.
- Operates a road surface management program.

Program Summary

Public Works	Program: Engineering				+/- %
	FY 21-22 ACTUAL	FY 22-23 ACTUAL	FY 23-24 BUDGET	FY 24-25 PROPOSED	
RESOURCES					
Licenses and Permits	266,567	263,425	221,650	172,300	-22.3%
Intergovernmental Federal	6,355,060	10,677,259	18,191,936	14,538,250	-20.1%
Intergovernmental State	10,099,506	13,279,848	23,906,752	21,833,971	-8.7%
Charges for Services	181,089	86,872	666,500	22,200	-96.7%
Other Revenues	0	4,384	0	0	n.a.
Other Fund Transfers	190,948	104,759	0	0	n.a.
Settlements	0	8,973	0	0	n.a.
TOTAL RESOURCES	17,093,170	24,425,520	42,986,838	36,566,721	-14.9%
REQUIREMENTS					
Personnel Services	3,578,502	4,152,737	5,130,862	5,424,229	5.7%
Materials and Services	829,375	1,005,123	1,548,672	2,118,833	36.8%
Administrative Charges	534,084	638,495	668,704	592,959	-11.3%
Capital Outlay	12,151,208	18,609,614	32,120,640	25,222,950	-21.5%
Transfers Out	0	19,551	0	16,750	n.a.
Contingency	0	0	3,517,960	3,191,000	-9.3%
TOTAL REQUIREMENTS	17,093,170	24,425,520	42,986,838	36,566,721	-14.9%
FTE	30.60	33.60	33.60	33.60	0.0%

FTE By Position Title By Program

Program: Engineering	
Position Title	FTE
Civil Engineer Supervisor	4.00
Civil Engineering Assoc 1	3.00
Civil Engineering Assoc 2	6.60
Civil Engineering Assoc 3	7.00
Data Specialist	1.00
Engineering Division Manager	1.00
Engineering Tech 1	3.00
Engineering Tech 2	5.00
Engineering Tech Sr	2.00

MARION COUNTY FY 2024-25 BUDGET

BY DEPARTMENT

PUBLIC WORKS

Program: Engineering	
Position Title	FTE
Office Specialist 3	1.00
Program Engineering FTE Total:	33.60

- The count does not include 4.40 temporary FTE and consists of the following:
 - (1) Ten Engineering Technicians 1 - 3.40 FTE
 - (2) One Engineering Tech, Sr - 0.50 FTE
 - (3) One Data Specialist - 0.50 FTE

FTE Changes

FTE remains unchanged.

Engineering Program Budget Justification

RESOURCES

Resources for the Engineering Program consists of gas tax, licenses and permit fees, and grants for federally-funded projects.

Licenses and Permits revenues are decreasing based on current trends.

Intergovernmental Federal Revenues is received for several capital projects and reimburses a portion of the preliminary engineering, right of way and construction phases of each project. Budgeted revenues is based on the phase and anticipated costs for each project. Because the construction phase has the most costs, the revenue can fluctuate significantly year-to-year based on how many projects are in their construction phase. Intergovernmental Federal revenue decrease is primarily attributed to the construction or completion of several capital roadway projects in FY 2023-24.

Intergovernmental State revenues is expected to decrease in FY 2024-25 due to the completion of several capital projects with funding from the Oregon Department of Transportation.

Charges for Services decrease is attributed to the following reasons:

- (1) A one-time proportional share contribution received in FY 2023-24 to offset project costs for the Culver Drive Resurfacing project.
- (2) Reduced project work for the City of Salem due to the completion of the Traffic Interconnect and Fiber and Hollywood Drive projects.

REQUIREMENTS

Personnel Services increase is due to normal step increases and related fringe benefit increases.

Materials and Services increase attributed primarily to the following:

- (1) Engineering services - more assistance being provided by 3-party agencies for the Cordon Corridor plan, Traffic Safety plan (TSP), reinspections of load rating bridge signs, bridge grant concepts designs, and to meet the Climate Friendly Equitable Communities (CFEC) compliance requirements.
- (2) Traffic signal maintenance - maintenance and repairs of traffic signals based on FY 2023-24 trends.
- (3) Subscription services - increase costs for annual AutoCad subscriptions.

MARION COUNTY FY 2024-25 BUDGET

BY DEPARTMENT

PUBLIC WORKS

Capital Outlay for FY 2024-25 consists of the following:

- (1) New - Pavement Preservation Program (Resurfacing) - \$4,000,000
- (2) Carry-forward - 3rd Street Bridge #6207A (Butte Creek - Scotts Mills) Replacement - \$1,201,750
- (3) Carry-forward - Central St (Gates) Urban Improvements - \$99,250
- (4) Carry-forward - Delaney Rd Bridge Replacement and Realignment - \$131,500
- (5) Carry-forward - French Prairie Road: Champoeg Crk Bridge - \$457,000
- (6) Carry-forward - Hayesville Dr: Portland - Fuhrer Urban Upgrades - \$878,000
- (7) Carry-forward - Hazelgreen Bridge 05387 Replacement - \$3,955,000
- (8) Carry-forward - Large Culvert Replacement - \$5,000
- (9) New - Guardrail Improvements - \$150,000
- (10) Carry-forward - Lebrun Rd Realignment (Port of Willamette) ARPA - \$730,000
- (11) Carry-forward - McKay Rd ARPA Safety Improvements - \$731,000
- (12) Carry-forward - Meridian Road Bridge #2504A (Abiqua Ck) Scour Repair and Trans Rail - \$1,160,500
- (13) Carry-forward - Mill Creek Bridge 1505 Replacement - \$313,750
- (14) New - Nusom Bridge Approach Improvement - \$175,000
- (15) Carry-forward - North Fork Guardrail - FLAP - \$4,500
- (16) Carry-forward - North Fork Road Slide 2 Repair - \$2,087,750
- (17) New - Sidewalk- ADA Program - \$300,000
- (18) New - Wilco Bridge Repairs - \$2,500
- (19) Carry-forward - Nusom Road Scour Repair - \$11,000
- (20) Carry-forward - Rambler Bridge 05419A Rehabilitation - \$4,026,250
- (21) Carry-forward - River Rd S 5789A (Independence Bridge) Loading Improvements - \$725,750
- (22) Carry-forward - Sinker Creek Bridge Replacement - \$113,250
- (23) Carry-forward - Sorbin Av Bridge Repair-Rehab - \$307,500
- (24) Carry-forward - SRTS-Auburn Elementary - \$7,000
- (25) Carry-forward - SRTS-Four Corners Elementary - \$276,750
- (26) Carry-forward - State St - 4106 to 46th Av Urban Upgrade - \$222,500
- (27) Carry-forward - ARTS Cascade Hy Safety Improvements - \$20,000
- (28) Carry-forward - ARTS Curve Signing - \$183,250
- (29) Carry-forward - ARTS Ehlen & Butteville Roundabout - \$455,750
- (30) Carry-forward - ARTS Howell Prairie Safety Improvements - \$23,000
- (31) Carry-forward - ARTS McKay Corridor Improvements - \$80,250
- (32) Carry-forward - ARTS River Rd- Fr Prairie Rd Centerline Rumble Strips - \$12,750
- (33) New - Advisory Curve Signing Updates - \$250,000
- (34) Carry-forward - Center St - N Side Urban Upgrade - \$598,250
- (35) Carry-forward - Connecticut Ave W Side Urban Upgrade - \$692,250
- (36) Carry-forward - North Fork Rd Omnibus Improvements Project - \$134,000
- (37) New - Driver Feedback Signs - \$18,000
- (38) Carry-forward - Silverton Rd Left Turn Refuge at Desart - \$327,750
- (39) New - Pedestrian Enhancements Program - \$100,000
- (40) New - Purchase New Traffic Safety Management System - \$95,200
- (41) New - School Flasher Installations & Upgrades - \$40,000
- (42) New - Street Lighting Improvement Program - \$20,000
- (43) New - Traffic Signal Upgrades - \$100,000

Transfers Out is to account for the additional cost to upgrade a vehicle scheduled to be replaced through the Fleet Management program to meet current business needs.

MARION COUNTY FY 2024-25 BUDGET

BY DEPARTMENT

PUBLIC WORKS

Surveyor Program

- Re-establishes Government Corners.
- Approves and records surveys throughout the county.
- Approves and records partition plats and subdivisions.
- Maintains electronic data files of surveys.
- Performs records management of all prior surveys.

Program Summary

Public Works	Program: Surveyor				
	FY 21-22 ACTUAL	FY 22-23 ACTUAL	FY 23-24 BUDGET	FY 24-25 PROPOSED	+/- %
RESOURCES					
Intergovernmental Federal	18,910	0	0	0	n.a.
Charges for Services	854,125	610,859	881,697	812,566	-7.8%
Interest	15,886	50,263	30,000	50,000	66.7%
General Fund Transfers	140,342	140,342	140,342	140,342	0.0%
Net Working Capital	3,034,697	3,209,611	3,255,435	3,332,507	2.4%
TOTAL RESOURCES	4,063,959	4,011,075	4,307,474	4,335,415	0.6%
REQUIREMENTS					
Personnel Services	662,093	534,011	853,397	848,009	-0.6%
Materials and Services	127,980	105,282	142,222	179,260	26.0%
Administrative Charges	64,275	116,346	114,683	108,035	-5.8%
Capital Outlay	0	0	10,000	0	-100.0%
Contingency	0	0	400,000	400,000	0.0%
Ending Fund Balance	0	0	2,787,172	2,800,111	0.5%
TOTAL REQUIREMENTS	854,348	755,639	4,307,474	4,335,415	0.6%
FTE	9.00	8.00	8.00	8.00	0.0%

FTE By Position Title By Program

Program: Surveyor	
Position Title	FTE
County Surveyor	1.00
Office Specialist 3	1.00
Survey Technician 1	3.00
Survey Technician 2	2.00
Survey Technician 3	1.00
Program Surveyor FTE Total:	8.00

- The count does not include 0.50 temporary FTE and consists of the following:
(1) Survey Tech 3 - 0.50 FTE

FTE Changes

FTE remains unchanged.

MARION COUNTY FY 2024-25 BUDGET

BY DEPARTMENT

PUBLIC WORKS

Surveyor Program Budget Justification

RESOURCES

Revenues for the Surveyor Program consist primarily of corner restoration record fees, surveyor fees, services to county departments, and General Fund Transfers.

Beginning FY 2021-22, all Surveyor personnel costs are allocated to the Surveyor Program and subsequently billed to county programs when survey services are requested, including labor hours worked in corner restorations and the Public Works Engineering Program. An additional administrative overhead fee will be charged for services provided to county programs outside of the Surveyor Program. The administrative overhead fee is calculated based on the net expenses for Surveyor Program's budgeted Materials and Services, Personnel Services, Administrative Charges, and off-setting Charges for Services revenue for billable activities.

Decreases in Charges for Services can be attributed to decreased corner restoration fees, surveyor fees, and services provided to county departments based on FY 2023-24 trends.

Interest revenue increase is based on FY 2023-24 trends.

The General Fund Transfer is provided to support customer service and records management.

REQUIREMENTS

Materials and Services increases are primarily attributed for the following reasons:

(1) The increase in public works services is related to a methodology change to department's internal allocation for administrative, accounting, and safety services provided to other programs within the department. The revised methodology more appropriately aligns with the central services allocation process.

(2) Increase in subscription services is related to increased costs for ArcGis subscription renewals.

No Capital Outlay in FY 2024-25 is planned.

MARION COUNTY FY 2024-25 BUDGET

BY DEPARTMENT

PUBLIC WORKS

Land Use Planning Program

- Develops and administers a Comprehensive Land Use Plan per ORS chapters 92,197 and 215.
- Implements land use regulations for the unincorporated area of Marion County.
- Coordinates with cities on urban growth boundaries, residential and employment land, transportation actions, and other land use activity per ORS 195.025.
- Administers county's participation in National Floodplain Insurance Program and FEMA Community Rating System.

Program Summary

Public Works	Program: Land Use Planning				
	FY 21-22 ACTUAL	FY 22-23 ACTUAL	FY 23-24 BUDGET	FY 24-25 PROPOSED	+/- %
RESOURCES					
Intergovernmental Federal	11,992	0	0	0	n.a.
Intergovernmental State	0	367	0	0	n.a.
Charges for Services	336,630	317,201	365,000	365,000	0.0%
Interest	647	2,263	1,200	2,000	66.7%
General Fund Transfers	288,027	349,354	437,996	465,633	6.3%
Other Fund Transfers	338,847	324,000	324,000	324,000	0.0%
TOTAL RESOURCES	976,141	993,185	1,128,196	1,156,633	2.5%
REQUIREMENTS					
Personnel Services	560,561	580,105	682,515	703,735	3.1%
Materials and Services	128,324	141,452	188,978	211,827	12.1%
Administrative Charges	287,256	271,680	256,703	241,071	-6.1%
TOTAL REQUIREMENTS	976,141	993,237	1,128,196	1,156,633	2.5%
FTE	5.50	5.50	5.50	5.50	0.0%

FTE By Position Title By Program

Program: Land Use Planning	
Position Title	FTE
Assistant Planner	2.00
Associate Planner	2.00
Building and Planning Division Manager	0.50
Principal Planner	1.00
Program Land Use Planning FTE Total:	5.50

FTE Changes

FTE remains unchanged.

Land Use Planning Program Budget Justification

RESOURCES

Resources for Land Use Planning consists primarily of planning fees, which are projected to stay consistent with FY 2023-24 trends. Additional resources from the General Fund Transfers and Other Fund Transfers through lottery distribution assist in supplementing planned expenditures.

Interest increase is based on interest earnings trends in FY 2023-24.

MARION COUNTY FY 2024-25 BUDGET
BY DEPARTMENT
PUBLIC WORKS

REQUIREMENTS

Personnel Services is increasing based on normal step increases and related fringe benefit increases.

Materials and Services is increasing for the following reason:

(1) The increase in public works services is related to a methodology change to department's internal allocation for administrative, accounting, and safety services provided to other programs within the department. The revised methodology more appropriately aligns with the central services allocation process.

(2) Increase in code enforcement services is due to an increase in cases being handled by the Sheriff's office on behalf of the Land Use Planning program.

No Capital Outlay is planned for FY 2024-25.

MARION COUNTY FY 2024-25 BUDGET

BY DEPARTMENT

PUBLIC WORKS

Building Inspection Program

- Issues over 8,000 permits annually, depending on economic conditions.
- Provides services to 18 of 20 cities within Marion County.
- Performs 25,000 inspections annually.

Program Summary

Public Works				Program: Building Inspection	
	FY 21-22 ACTUAL	FY 22-23 ACTUAL	FY 23-24 BUDGET	FY 24-25 PROPOSED	+/- %
RESOURCES					
Licenses and Permits	3,590,759	4,230,171	3,700,000	3,700,000	0.0%
Intergovernmental Federal	55,673	0	0	0	n.a.
Intergovernmental State	22,540	261,584	0	0	n.a.
Charges for Services	5,864	18,791	0	6,500	n.a.
Interest	28,296	100,563	100,000	125,000	25.0%
Other Revenues	(324)	0	0	0	n.a.
Other Fund Transfers	660,644	0	0	0	n.a.
Net Working Capital	5,770,369	6,424,631	7,237,196	7,626,489	5.4%
TOTAL RESOURCES	10,133,822	11,035,740	11,037,196	11,457,989	3.8%
REQUIREMENTS					
Personnel Services	2,887,573	2,908,464	3,491,750	3,540,069	1.4%
Materials and Services	516,405	552,422	645,575	676,117	4.7%
Administrative Charges	293,658	337,606	384,607	370,295	-3.7%
Transfers Out	11,555	0	0	0	n.a.
Contingency	0	0	1,000,000	1,000,000	0.0%
Ending Fund Balance	0	0	5,515,264	5,871,508	6.5%
TOTAL REQUIREMENTS	3,709,192	3,798,492	11,037,196	11,457,989	3.8%
FTE	24.30	24.50	24.50	24.50	0.0%

FTE By Position Title By Program

Program: Building Inspection	
Position Title	FTE
Building and Planning Division Manager	0.50
Building Inspector 2	4.00
Building Plans Examiner 1	1.00
Building Plans Examiner 2	4.00
Building Plans Examiner Sr	1.00
County Building Official	1.00
Electrical Inspector	2.00
Office Specialist 2	1.00
Onsite Wastewater Specialist 2	3.00
Permit Specialist	6.00
Plumbing Inspector	1.00
Program Building Inspection FTE Total:	24.50

MARION COUNTY FY 2024-25 BUDGET
BY DEPARTMENT
PUBLIC WORKS

- The count does not include 2.00 temporary FTE and consists of the following:
 - 1) Building Plans Examiner - 1.00 FTE
 - 2) Building Inspector - 1.00 FTE

FTE Changes

FTE remains unchanged.

Building Inspection Program Budget Justification

RESOURCES

Resources for the Building Inspection Program consist primarily of licenses and permit fees.

Requests for permits is expected to remain stable. FY 2024-25 revenue is budgeted based on FY 2023-24 trends.

Increase in Interest is based on FY 2023-24 revenue trends.

REQUIREMENTS

Personnel Services increases are attributed to normal step increases and related fringe benefit increases.

Materials and Services increase is attributed to an increase in public works services related to a methodology change to department's internal allocation for administrative, accounting, and safety services provided to other programs within the department. The revised methodology more appropriately aligns with the central services allocation process. has experienced a decline due to a reduction in the department administration service allocation.

No Capital Outlay is planned for FY 2024-25.

MARION COUNTY FY 2024-25 BUDGET

BY DEPARTMENT

PUBLIC WORKS

Public Works Grants Program

- The Public Works Grants Program is for grant related projects that don't fit within the normal scope of the Public Works Department or related programs but have specific grant funds for projects the Public Works Department will be responsible for delivering.

Program Summary

Public Works	Program: Public Works Grants				+/- %
	FY 21-22 ACTUAL	FY 22-23 ACTUAL	FY 23-24 BUDGET	FY 24-25 PROPOSED	
RESOURCES					
Intergovernmental Federal	0	1,305,536	15,818,881	44,746,772	182.9%
Intergovernmental State	0	785,071	100,000	0	-100.0%
Charges for Services	0	214,501	0	0	n.a.
Interest	0	0	0	10,000	n.a.
TOTAL RESOURCES	0	2,305,108	15,918,881	44,756,772	181.2%
REQUIREMENTS					
Materials and Services	0	982,663	1,700,000	0	-100.0%
Administrative Charges	0	0	150,000	121,772	-18.8%
Capital Outlay	0	1,322,445	13,880,191	44,635,000	221.6%
Contingency	0	0	188,690	0	-100.0%
TOTAL REQUIREMENTS	0	2,305,108	15,918,881	44,756,772	181.2%
FTE	2.00	1.00	0.00	0.00	n.a.

Public Works Grants Program Budget Justification

RESOURCES

Resources for this program consist of the federally funded American Rescue Plan Act grant and interest earnings.

REQUIREMENTS

Capital Outlay for FY 2024-25 consists of the following:

- (1) Carry-forward - Public Safety Radio Project - \$11,460,000 - year 3 of 4 - total project: \$15,495,000
- (2) Carry-forward - Mill City and Gates Sewer System Project - \$20,000,000 - year 3 of 4 - total project: \$45,157,000
- (3) Carry-forward - Detroit and Idanha Sewer System Project - \$4,975,000 - year 3 of 4 - total project: \$10,000,000
- (4) Carry-forward - Brooks Water System Design & Build Project - \$8,200,000 - year 3 of 4 - total project: \$32,500,000

MARION COUNTY FY 2024-25 BUDGET

BY DEPARTMENT

PUBLIC WORKS

KEY DEPARTMENT ACCOMPLISHMENTS

- The Shops Program implemented a new scheduling system tool that provides a forward-looking day-to-day scheduler, which is improving communication to our customers, a better flow for our technician's and creating less down time.
- Building and Planning Division issued 327 permits for new dwellings and manufactured homes valued at over \$108 million. Provided \$840,000 Fee Waivers to wildfire affected property owners. Adopted code amendments for event business and rural accessory dwelling units and coordinated with Aumsville on review of urban growth boundary.
- Environmental Services Division Stormwater Program deployed a new pipe camera van, and completed a significant portion of the Silverton - Sandriham project.
- Parks Program completed the transition of the North Santiam Park campground operations with Oregon State Parks, where our staff and host now operate and maintain the park.
- Engineering Division, Capital Projects Section, completed two emergency projects, the Abiqua Road landslide and Nusom Road scour projects and were completed before the winter rain could cause additional damage to the roadways. Completed construction on the Hollywood Drive Urban Improvement project, including construction of a new traffic signal on Silverton Road. Worked with David Evans & Associates to develop a new analysis procedure for bridges. ODOT accepted this procedure and subsequently approved the removal, or reduction, of load restrictions on many of our timber slab bridges.
- Engineering Division, Traffic Engineering Section, analyzed Marion County's curves and began installation of curve warning sign updates.
- Engineering Division, Land Development and Engineering Permits (LDEP) Section, reviewed 1,911 applications for work in the right-of-way; issued 982 ODOT trip permits and 433 single-trip permits; collaborated with the City of Woodburn to transfer the jurisdiction of all portions of Butteville Road and Parr Road in City Limits from County to City, and initiated a project with Kittelson & Associates to update the current 1990 Marion County Engineering Standards.
- Road Operations Division completed a 59-mile pavement preservation, striped over 4,000 lane miles, removed 743 tons of litter and mowed over 1,800 miles over road shoulder. Crews repaired bridges on St Paul Road, Champoeg Rd and Abiqua Rd. Installed a back-up generator for the Wheatland Ferry.
- Emergency Management successfully acquired a \$215,000 Grant for Rural and Vulnerable Population Assessment and Evacuation Project, and provided emergency management training for more than 160 people across 41 different agencies.

MARION COUNTY FY 2024-25 BUDGET

BY DEPARTMENT

PUBLIC WORKS

KEY INDICATORS

1: Cost per mile for surface treatments on county roads

Definition and Purpose

The cost per mile of surface treatment.

To review annually the cost of surface treatments by treatment type to set up the annual program covering contract and in-house work. For this specific indicator, cost for resurfacing is being used.

Significance

Road fund revenues for general maintenance have not been increasing at the same rate as costs for materials, labor, and fuel. As buying power decreases, we cannot afford to do the maintenance and construction work our aging transportation infrastructure needs to counteract accelerating deterioration and to avoid drastically higher reconstruction costs in the future. Although additional revenues have been applied to the resurfacing program over the past year, we continue to fall behind the deterioration curve for our roads and bridges. We are working on a plan to help address this deterioration issue over the near term and hopefully extend positive results well into the future.

This key indicator supports Marion County Strategic Goal #2: Provide a safe, efficient and reliable transportation system and maintain vital infrastructure in the best condition available resources allow.

Data Units Fiscal Year

For a two inch overlay, the industry standard is \$175,000 per mile for 10-15 year life.

FY 20-21 Actual	FY 21-22 Actual	FY 22-23 Actual	FY 23-24 Estimate	FY 24-25 Estimate
\$144,088	\$156,211	\$196,618	\$200,321	\$394,000

Explanation of Trends and Changes

The cost for road oil has increased over prior years and this coupled with the need to apply a thicker and wider coating of treatment has lead to a dramatic increase in expected costs.

2: Miles of road resurfaced by treatment type

Definition and Purpose

The number of miles of road receiving some type of treatment each year.

To review the miles of road receiving treatments versus the miles that should receive treatment in order to satisfactorily preserve the entire system, thereby determining the true deficit in treatments. For this indicator specifically, we are tracking the number of miles resurfaced each year. This would compare with an average need of 47 miles each year.

Significance

Public Works maintains 932 miles of roads. Assuming a 20-year life for asphalt overlays, Public Works should overlay 47 miles per year on average. This has been achieved only a few times in the last 25 years. Chip seals and slurry seals performed at appropriate times can significantly extend the life of an overlay at a much lower cost per mile.

This key indicator supports Marion County Strategic Goal #2: Provide a safe, efficient and reliable transportation system and maintain vital infrastructure in the best condition available resources allow.

MARION COUNTY FY 2024-25 BUDGET

BY DEPARTMENT

PUBLIC WORKS

Data Units Calendar Year

Asphalt overlay miles per year.

CY 2021 Actual	CY 2022 Actual	CY 2023 Actual	CY 2024 Estimate	CY 2025 Estimate
14.54	21.71	30.79	11.665	18.87

Explanation of Trends and Changes

The surface management program strives to put down the best possible treatment on any given road and to get the best value out of each treatment performed. This is balanced between resurfacing and various sealing techniques every year as the pavement condition index is monitored, but funds are still limited so getting the best overall value is very important. The State of Oregon transportation bill passed in 2017 has increased the gas tax revenue available for road resurfacing. The trend in miles being treated, including resurfacing miles, had been increasing, but FY24-25 will see a reduction in miles due to more expensive treatment being needed for road longevity.

3: Pavement Condition Index (PCI)

Definition and Purpose

A measure of the condition of the overall road system infrastructure.

To track the ongoing condition of the infrastructure and use it to target the annual surface treatment program by treatment type.

Significance

An optimum road system's pavement condition should be in the low 80's. As this number drops, the cost of maintenance increases and the types of maintenance available becomes narrower. This index is one of the most important indicators for where our limited resources should be focused.

This key indicator supports Marion County Strategic Goal #2: Provide a safe, efficient and reliable transportation system and maintain vital infrastructure in the best condition available resources allow.

Data Units Calendar Year

PCI per year.

CY 2021 Actual	CY 2022 Actual	CY 2023 Actual	CY 2024 Estimate	CY 2025 Estimate
71	72	74	74	72

Explanation of Trends and Changes

We have been applying a variety of road treatments with the goal of getting the best value for each treatment applied due in part to the use of our pavement management system. Through these efforts we have been able to effectively stabilize the PCI making the trend for the past several years flat. Through continued close management of the treatments performed, our objective is to return to a PCI in the 70's.

4: Bridge Sufficiency Rating

Definition and Purpose

A measure of the condition of an individual bridge and of the overall bridge system infrastructure.

To track bridge conditions by bridge for determining rehabilitation and replacement time frames and view at a glance the condition of the overall bridge system infrastructure.

MARION COUNTY FY 2024-25 BUDGET
BY DEPARTMENT
PUBLIC WORKS

Significance

The county's 140 bridges are vital links in the county road system. The Oregon Department of Transportation consultants inspect the bridges every two years and each bridge receives a sufficiency rating between 0-100 based on a number of inspection criteria. Public Works' bridge crew performs general maintenance on our bridges, but few if any bridge replacements or major rehabilitations can be done without federal funds. Under the federal highway bridge program, bridges with sufficiency ratings less than 50 are eligible for replacement; those between 50 and 80 are eligible for rehabilitation. Sufficiency ratings are therefore an indicator of the health of each bridge and the system as a whole, as well as serving as critical benchmarks in determining which projects can compete for the limited available federal funds.

This key indicator supports Marion County Strategic Goal #2: Provide a safe, efficient and reliable transportation system and maintain vital infrastructure in the best condition available resources allow.

Data Units Fiscal Year

Systemwide Sufficiency Index

FY 20-21 Actual	FY 21-22 Actual	FY 22-23 Actual	FY 23-24 Estimate	FY 24-25 Estimate
72	67	67	67	67

Explanation of Trends and Changes

The state will continue to systematically inspect the bridges. As additional federal funding becomes available, Public Works will actively pursue a larger piece of the available funds and replace bridges on a strategic basis. Without replacing a bridge or performing significant maintenance, the trend in the index will naturally trend down. We are replacing a number of bridges over the next several years including the River Road South Bridge, Butte Creek Bridge at 3rd St, Delaney Rd Bridge, Hazelgreen Bridge, Millcreek Bridge, and Sinker Creek Bridge which should have a positive impact on our bridge sufficiency rating.

5: Number of permits issued by type

Definition and Purpose

The number of permits of all types issued by the department. Specifically for this indicator we are focusing on building and motor carrier permits.

To track workload, economic trends, and general activity in the county right-of-way.

Significance

The volumes of various permits we issue reflect economic trends such as housing starts, commercial buildings, other development activity and freight movement.

This key indicator supports Marion County Strategic Goal #5: Demonstrate a supportive attitude toward employers, business, and property owners that promotes economic development and high standards of livability in Marion County.

Data Units Calendar Year

Number of permits issued.

CY 2021 Actual	CY 2022 Actual	CY 2023 Actual	CY 2024 Estimate	CY 2025 Estimate
Building = 10,140 Motor carrier = 19,999	Building = 9,264 Motor carrier = 19,790	Building = 8,809 Motor Carrier = 10,694	Building = 9,000 Motor Carrier = 10,000	Building = 9,100 Motor Carrier = 10,000

MARION COUNTY FY 2024-25 BUDGET

BY DEPARTMENT

PUBLIC WORKS

Explanation of Trends and Changes

There is a slight upward trend for building permits due to an increase in residential permits.

The sharp decline of motor carrier permits for oversized and over-weight vehicles is the result of a state-wide reduction in permits issued by other authorized agencies providing carriers permission to use Marion County roads. The permit programs managed by Marion County saw slight reductions from CY 2022 to CY 2023. Permits issued by other agencies authorizing use of Marion County roads dropped significantly.

6: Recycling rate

Definition and Purpose

The percentage of solid waste captured in the waste stream and recycled.

To track how much waste is being recycled and use the information to build better programs to increase the rate of capture.

Significance

The Solid Waste Management Plan update, approved by the board of commissioners on January 20, 2010, makes continued progress at waste reduction as a high priority. Recycling plays an important role in reducing the tonnage of municipal solid waste incinerated at the energy-from-waste facility in Brooks. Reducing the amount of waste being discarded in the first place is also a key component of the updated plan.

This key indicator supports Marion County Strategic Goal #2: Provide a safe, efficient and reliable transportation system and maintain vital infrastructure in the best condition available resources allow.

Data Units Calendar Year

Marion County's recycling rate.

CY 2021 Actual	CY 2022 Actual	CY 2023 Actual	CY 2024 Estimate	CY 2025 Estimate
44.9%	48.5%	40.5%	46.0%	46.0%

Explanation of Trends and Changes

Marion County has been a leader in Oregon's recycling rate for many years, which is due to our large focus on program management. The recovery rate in CY 2023 was reduced significantly due to large amounts of debris from the 2020 fire cleanup increasing our overall dump tonnage. Marion County expects the recovery rate to return to normal in years 2024 and 2025.

7: Volunteer Hours Served

Definition and Purpose

To improve the county's emergency preparedness, we actively work with stakeholders, outside organizations, and volunteers from our community. This indicator will track the annual number of Marion County Emergency Management volunteer hours worked preparing for and assisting during emergencies.

MARION COUNTY FY 2024-25 BUDGET

BY DEPARTMENT

PUBLIC WORKS

Significance

Volunteer hours reflect the increasing community outreach being done and the subsequent increase in community support. This also reflects the increase in overall preparedness in case of emergencies.

This key indicator supports Marion County Strategic Goal #4: Proactively plan, review, and maintain a comprehensive Emergency Management Program.

Data Units Calendar Year

Volunteer Hours Served

CY 2021 Actual	CY 2022 Actual	CY 2023 Actual	CY 2024 Estimate	CY 2025 Estimate
Community Emergency Response Team - 2,525 hours	Community Emergency Response Team - 181 hours	Community Emergency Response Team - 49 hours	Community Emergency Response Team - 150 hours	Community Emergency Response Team - 150 hours
Medical Reserve Corps - 257 hours	Medical Reserve Corps - 232 hours	Medical Reserve Corps - 0 hours	Medical Reserve Corps - 0 hours	Medical Reserve Corps - 0 hours
Amateur Radio Emergency Services - 504 hours	Amateur Radio Emergency Services - 162 hours	Amateur Radio Emergency Services - 384 hours	Amateur Radio Emergency Services - 400 hours	Amateur Radio Emergency Services - 400 hours

Explanation of Trends and Changes

The Emergency Management team will focus on rebuilding the CERT volunteer hours through additional community outreach efforts and re-engagement of past CERT volunteers. The Medical Reserve Corps Volunteer program will not be continuing do to the inability to obtain needed insurance coverage.

8: Transfer Station Trends

Definition and Purpose

This indicator will be used to track the level of waste material Marion County handles annually.

Significance

The reviewing of the number of tons, cubic yards and customers is a way to measure overall waste generation handling by our facilities. A high visitation number will assist in defining future waste management goals.

This key indicator supports Marion County Strategic Goal #2: Provide a safe, efficient and reliable transportation system and maintain vital infrastructure in the best condition available resources allow.

Data Units Calendar Year

Transfer stations number of customers

CY 2021 Actual	CY 2022 Actual	CY 2023 Actual	CY 2024 Estimate	CY 2025 Estimate
233,723 customers	217,406 customers	203,508 customers	200,000 customers	198,000 customers

Transfer stations tonnage

CY 2021 Actual	CY 2022 Actual	CY 2023 Actual	CY 2024 Estimate	CY 2025 Estimate
97,050 tons	97,185 tons	87,957 tons	86,500 tons	85,000 tons

MARION COUNTY FY 2024-25 BUDGET
BY DEPARTMENT
PUBLIC WORKS

Brown's Island cubic yards

CY 2021 Actual	CY 2022 Actual	CY 2023 Actual	CY 2024 Estimate	CY 2025 Estimate
53,667 cubic yards	60,582 cubic yards	56,464 cubic yards	54,500 cubic yards	50,000 cubic yards

Explanation of Trends and Changes

Population growth in Marion County has resulted in increasing waste generation. The decrease in volume noted for 2024 is a result of directing customers to alternative disposal locations that will have more recovery options such as the Marion Resource Recycling Facility.

9: Stormwater community outreach, streets swept and catch basins cleaned

Definition and Purpose

The purpose of this indicator is to track and improve the number of community members in education outreach, the number of street miles swept and the number of catch basins cleaned. This aids in improving water quality and meeting the minimum requirements for the Oregon Department of Environmental Quality.

Significance

Stormwater management will allow for community growth and improved quality of life by reducing stormwater quantity and stormwater pollutants. This will also create a longer lasting public stormwater infrastructure.

This key indicator supports Marion County Strategic Goal #2: Provide a safe, efficient and reliable transportation system and maintain vital infrastructure in the best condition available resources allow.

Data Units Fiscal Year

FY 20-21 Actual	FY 21-22 Actual	FY 22-23 Actual	FY 23-24 Estimate	FY 24-25 Estimate
Community webpage visits: 7,540 Miles swept: 900 Catch basins cleaned: 1,428	Community webpage visits: 3,300 Miles swept: 2,064 Catch basins cleaned: 970	Community webpage visits: 3,000 Miles swept: 2,064 Catch basins cleaned: 1,262	Community webpage visits: 3,000 Miles swept: 2,064 Catch basins cleaned: 950	Community webpage visits: 3,000 Miles swept: 2,064 Catch basins cleaned: 1,000

Explanation of Trends and Changes

The Stormwater Management Program started in FY 2015-16. Community outreach and street sweeping are expected to remain stable for the upcoming FY24/25. The organization is expected to see a slight reduction in catch basins cleaned for FY23-24 due to personnel turnover but should return to normal in FY24-25 as new employees are trained.

MARION COUNTY FY 2024-25 BUDGET

BY DEPARTMENT

PUBLIC WORKS

Resources by Fund Detail				
130 - Public Works	Actual FY 21-22	Actual FY 22-23	Budget FY 23-24	Proposed FY 24-25
Licenses and Permits				
323020 Construction Plan Reviews	81,182	94,035	50,000	8,500
324010 Driveway Permits	17,150	13,875	15,000	15,250
324020 Right Of Way Permits	27,688	25,338	26,500	26,500
324060 Removal Agreements	980	578	1,000	500
324070 Road Closure Permits	0	0	500	250
324080 Event and Film Permits	3,450	3,750	2,000	3,250
324100 Transportation Permits	688	480	650	0
324110 Single Trip Permits	22,848	23,168	25,000	22,250
324120 COVP Transp Permits County	40,426	73,065	50,000	78,500
324130 COVP Transp Permits Other	67,631	26,602	50,000	16,500
324140 Non COVP State Permits	4,525	2,535	1,000	800
Licenses and Permits Total	266,567	263,425	221,650	172,300
Intergovernmental Federal				
331001 Payment in Lieu of Taxes	11,593	12,972	14,348	12,972
331010 Secure Rural Schools Title I	830,233	716,702	772,860	701,422
331015 USDA Forest Service	0	0	190,186	203,250
331030 US Dept of Transportation	281,036	1,735,008	1,807,500	1,965,250
331040 FEMA Disaster Assistance	0	3,754,098	0	0
331211 Oregon State Police	16,250	19,200	0	0
331227 Emergency Management Grant	225,532	147,253	147,253	113,083
331228 Oregon Military Department	10,756	3,818	443,478	300,386
331229 Oregon Dept of Transportation	7,097,640	8,974,607	15,534,816	12,195,000
331236 Oregon Dept of Admin Services	0	42,062	477,500	114,250
331404 County American Rescue Plan	323,859	9,337	980,000	740,000
Intergovernmental Federal Total	8,796,900	15,415,057	20,367,941	16,345,613
Intergovernmental State				
332013 Gas Tax	29,263,651	28,887,791	29,000,000	29,250,000
332080 Oregon Dept of Admin Services	464	0	0	0
332090 ODOT STP Exchange Revenues	0	0	0	900,000
332091 Oregon Dept of Transportation	1,190,677	2,378,999	4,697,250	1,759,500
332094 Oregon Housing Community Svcs	0	12,451	0	0
332100 OR Watershed Enhancement Board	0	0	45,429	0
332990 Other State Revenues	2,126,844	10,000	356,340	356,340
Intergovernmental State Total	32,581,636	31,289,241	34,099,019	32,265,840

MARION COUNTY FY 2024-25 BUDGET

BY DEPARTMENT

PUBLIC WORKS

130 - Public Works	Actual FY 21-22	Actual FY 22-23	Budget FY 23-24	Proposed FY 24-25
Intergovernmental Local				
335950 Local Government Grants	2,800	0	0	0
Intergovernmental Local Total	2,800	0	0	0
Charges for Services				
341120 Road Vacation Fees	2,500	2,500	2,500	2,500
341130 Proportional Site Impr Share	137,550	12,000	600,000	0
341290 Site Plan Review Fees	1,170	2,520	3,000	0
341430 Copy Machine Fees	13	102	0	0
341520 System Development Charges	564,419	556,598	425,000	550,000
341999 Other Fees	2,235	45	0	0
342100 Building Rentals	166,080	150,674	139,973	153,135
342200 Property Leases	31,268	32,293	31,809	32,741
342510 Wheatland Ferry Tolls	567,495	692,979	625,000	625,000
342520 Buena Vista Ferry Tolls	47,473	65,905	75,000	65,000
342910 Public Records Request Charges	396	1,006	0	0
344300 Restitution	0	108	0	0
344999 Other Reimbursements	6,677	3,788	2,500	2,500
345100 Sale of Capital Assets	173,039	68,976	0	0
345300 Surplus Property Sales	6,729	13,273	25,000	25,000
347001 PW Services to Counties	157,279	153,568	165,500	239,000
347002 PW Services to Cities	294,981	152,234	303,500	260,500
347003 PW Services to Svc Districts	39,700	29,506	32,500	25,500
347004 PW Services to Other Agencies	2,301	0	0	0
347005 PW Services to County Depts	1,771,284	2,159,403	2,043,221	2,777,364
Charges for Services Total	3,972,589	4,097,477	4,474,503	4,758,240
Admin Cost Recovery				
440110 PW Capital Labor Charges	935	0	0	0
440120 PW Capital Equipment Charges	680	0	0	0
Admin Cost Recovery Total	1,615	0	0	0
Fines and Forfeitures				
351500 Weighmaster Fines	80	182	1,000	500
Fines and Forfeitures Total	80	182	1,000	500
Interest				
361000 Investment Earnings	168,418	574,506	400,000	850,000
363000 Lease Interest Income	1,561	(1,561)	0	0
364100 Interfund Loan Interest	300	0	0	0
Interest Total	170,278	572,945	400,000	850,000
Other Revenues				
371000 Miscellaneous Income	3,729	7,490	5,000	5,000

MARION COUNTY FY 2024-25 BUDGET

BY DEPARTMENT

PUBLIC WORKS

130 - Public Works	Actual FY 21-22	Actual FY 22-23	Budget FY 23-24	Proposed FY 24-25
Other Revenues				
372000 Over and Short	1,436	1,018	0	0
373100 Special Program Donations	150	0	0	0
374300 Interfund Loan Principal	17,143	0	0	0
Other Revenues Total	22,457	8,508	5,000	5,000
General Fund Transfers				
381100 Transfer from General Fund	151,734	252,339	508,378	513,881
General Fund Transfers Total	151,734	252,339	508,378	513,881
Other Fund Transfers				
381190 Transfer from Health	0	104,759	0	0
381480 Xfr from Capital Impr Projects	226,256	0	0	0
Other Fund Transfers Total	226,256	104,759	0	0
Settlements				
382100 Settlements	14,080	36,060	190,500	0
Settlements Total	14,080	36,060	190,500	0
Financing Proceeds				
383500 OFS: Lease Financing	8,647	0	0	0
Financing Proceeds Total	8,647	0	0	0
Net Working Capital				
392000 Net Working Capital Unrestr	35,846,052	41,908,757	46,022,192	44,262,372
Net Working Capital Total	35,846,052	41,908,757	46,022,192	44,262,372
Public Works Total	82,061,692	93,948,750	106,290,183	99,173,746
135 - Public Works Grants	Actual FY 21-22	Actual FY 22-23	Budget FY 23-24	Proposed FY 24-25
Intergovernmental Federal				
331235 Oregon Business Devel Dept	0	735,563	1,600,000	0
331404 County American Rescue Plan	0	569,973	14,218,881	44,746,772
Intergovernmental Federal Total	0	1,305,536	15,818,881	44,746,772
Intergovernmental State				
332094 Oregon Housing Community Svcs	0	20,921	0	0
332095 OR Dept of Consumer Bus Svcs	0	764,150	100,000	0
Intergovernmental State Total	0	785,071	100,000	0
Charges for Services				
347005 PW Services to County Depts	0	214,501	0	0
Charges for Services Total	0	214,501	0	0
Interest				
361000 Investment Earnings	0	0	0	10,000
Interest Total	0	0	0	10,000
Public Works Grants Total	0	2,305,108	15,918,881	44,756,772

MARION COUNTY FY 2024-25 BUDGET

BY DEPARTMENT

PUBLIC WORKS

305 - Land Use Planning	Actual FY 21-22	Actual FY 22-23	Budget FY 23-24	Proposed FY 24-25
Intergovernmental Federal				
331404 County American Rescue Plan	11,992	0	0	0
Intergovernmental Federal Total	11,992	0	0	0
Intergovernmental State				
332093 Oregon Business Devel Dept	0	367	0	0
Intergovernmental State Total	0	367	0	0
Charges for Services				
341140 Planning Fees	335,739	313,001	365,000	365,000
344999 Other Reimbursements	891	0	0	0
347005 PW Services to County Depts	0	4,200	0	0
Charges for Services Total	336,630	317,201	365,000	365,000
Interest				
361000 Investment Earnings	647	2,263	1,200	2,000
Interest Total	647	2,263	1,200	2,000
General Fund Transfers				
381100 Transfer from General Fund	288,027	349,354	437,996	465,633
General Fund Transfers Total	288,027	349,354	437,996	465,633
Other Fund Transfers				
381165 Xfr from Lottery and Econ Dev	324,000	324,000	324,000	324,000
381170 Transfer from Comm Development	14,847	0	0	0
Other Fund Transfers Total	338,847	324,000	324,000	324,000
Land Use Planning Total	976,141	993,185	1,128,196	1,156,633
310 - Parks				
	Actual FY 21-22	Actual FY 22-23	Budget FY 23-24	Proposed FY 24-25
Intergovernmental Federal				
331031 US Dept of Treasury	0	0	0	540,000
331040 FEMA Disaster Assistance	0	15,310	1,188,572	1,188,572
331404 County American Rescue Plan	6,162	45,280	284,356	280,000
331990 Other Federal Revenues	63,805	0	0	0
Intergovernmental Federal Total	69,967	60,591	1,472,928	2,008,572
Intergovernmental State				
332018 RV Parks Apportionment	328,267	305,035	310,000	310,000
332100 OR Watershed Enhancement Board	0	110,752	938,435	490,620
Intergovernmental State Total	328,267	415,787	1,248,435	800,620
Charges for Services				
341520 System Development Charges	49,177	45,701	30,000	25,000
341580 Camping Fees	275	5,360	5,000	9,000
342310 Parking Permits	0	0	0	30,000
344999 Other Reimbursements	0	6,200	0	0

MARION COUNTY FY 2024-25 BUDGET

BY DEPARTMENT

PUBLIC WORKS

310 - Parks	Actual FY 21-22	Actual FY 22-23	Budget FY 23-24	Proposed FY 24-25
Charges for Services				
345100 Sale of Capital Assets	0	2,443	0	0
347003 PW Services to Svc Districts	370	822	0	0
347005 PW Services to County Depts	29,446	0	0	0
Charges for Services Total	79,268	60,526	35,000	64,000
Interest				
361000 Investment Earnings	4,096	20,015	15,000	20,000
Interest Total	4,096	20,015	15,000	20,000
Other Revenues				
371000 Miscellaneous Income	430,648	592,756	0	0
372000 Over and Short	(9)	(128)	0	0
373100 Special Program Donations	0	150,000	0	0
Other Revenues Total	430,639	742,628	0	0
General Fund Transfers				
381100 Transfer from General Fund	246,403	265,062	433,940	411,542
General Fund Transfers Total	246,403	265,062	433,940	411,542
Other Fund Transfers				
381170 Transfer from Comm Development	202,312	0	0	0
Other Fund Transfers Total	202,312	0	0	0
Net Working Capital				
392000 Net Working Capital Unrestr	811,102	1,276,664	1,266,304	784,697
Net Working Capital Total	811,102	1,276,664	1,266,304	784,697
Parks Total	2,172,053	2,841,271	4,471,607	4,089,431
320 - Surveyor	Actual FY 21-22	Actual FY 22-23	Budget FY 23-24	Proposed FY 24-25
Intergovernmental Federal				
331404 County American Rescue Plan	18,910	0	0	0
Intergovernmental Federal Total	18,910	0	0	0
Charges for Services				
341110 Corner Restoration Record Fees	527,611	306,689	300,000	268,000
341120 Road Vacation Fees	0	(2,500)	0	0
341430 Copy Machine Fees	2,256	45	50	35
341670 Surveyor Fees	139,720	120,222	175,000	165,000
347005 PW Services to County Depts	184,538	186,403	406,647	379,531
Charges for Services Total	854,125	610,859	881,697	812,566
Interest				
361000 Investment Earnings	15,886	50,263	30,000	50,000
Interest Total	15,886	50,263	30,000	50,000

MARION COUNTY FY 2024-25 BUDGET

BY DEPARTMENT

PUBLIC WORKS

320 - Surveyor	Actual FY 21-22	Actual FY 22-23	Budget FY 23-24	Proposed FY 24-25
General Fund Transfers				
381100 Transfer from General Fund	140,342	140,342	140,342	140,342
General Fund Transfers Total	140,342	140,342	140,342	140,342
Net Working Capital				
392000 Net Working Capital Unrestr	3,034,697	3,209,611	3,255,435	3,332,507
Net Working Capital Total	3,034,697	3,209,611	3,255,435	3,332,507
Surveyor Total	4,063,959	4,011,075	4,307,474	4,335,415
330 - Building Inspection	Actual FY 21-22	Actual FY 22-23	Budget FY 23-24	Proposed FY 24-25
Licenses and Permits				
323010 Structural Permits	3,590,759	4,230,171	3,700,000	3,700,000
Licenses and Permits Total	3,590,759	4,230,171	3,700,000	3,700,000
Intergovernmental Federal				
331404 County American Rescue Plan	55,673	0	0	0
Intergovernmental Federal Total	55,673	0	0	0
Intergovernmental State				
332093 Oregon Business Devel Dept	0	214,784	0	0
332095 OR Dept of Consumer Bus Svcs	22,540	46,800	0	0
Intergovernmental State Total	22,540	261,584	0	0
Charges for Services				
347005 PW Services to County Depts	5,864	18,791	0	6,500
Charges for Services Total	5,864	18,791	0	6,500
Interest				
361000 Investment Earnings	28,296	100,563	100,000	125,000
Interest Total	28,296	100,563	100,000	125,000
Other Revenues				
372000 Over and Short	(324)	0	0	0
Other Revenues Total	(324)	0	0	0
Other Fund Transfers				
381170 Transfer from Comm Development	660,644	0	0	0
Other Fund Transfers Total	660,644	0	0	0
Net Working Capital				
392000 Net Working Capital Unrestr	5,770,369	6,424,631	7,237,196	7,626,489
Net Working Capital Total	5,770,369	6,424,631	7,237,196	7,626,489
Building Inspection Total	10,133,822	11,035,740	11,037,196	11,457,989
510 - Environmental Services	Actual FY 21-22	Actual FY 22-23	Budget FY 23-24	Proposed FY 24-25
Taxes				
312110 Franchise Fees Trash Collect	519,621	505,473	525,000	525,000
Taxes Total	519,621	505,473	525,000	525,000

MARION COUNTY FY 2024-25 BUDGET

BY DEPARTMENT

PUBLIC WORKS

510 - Environmental Services	Actual FY 21-22	Actual FY 22-23	Budget FY 23-24	Proposed FY 24-25
Intergovernmental Federal				
331040 FEMA Disaster Assistance	0	131,408	0	0
331404 County American Rescue Plan	68,255	0	0	0
Intergovernmental Federal Total	68,255	131,408	0	0
Intergovernmental State				
332087 OR Dept Environmental Quality	6,130	55,248	0	0
Intergovernmental State Total	6,130	55,248	0	0
Charges for Services				
341490 Ferrous Metal Fees	153,464	83,929	68,386	85,000
341500 Electricity Generation Fees	10,566	64,782	0	0
342200 Property Leases	35,029	12,400	36,000	36,000
342610 Browns Island Tipping Fees	737,797	742,844	993,604	1,398,530
342620 Waste to Energy Tipping Fees	10,839,813	9,164,022	10,428,050	8,026,547
342640 N Marion Tipping Fees	3,528,678	3,468,881	3,084,303	3,731,824
342645 Appliance Metal Recovery Fees	45,398	0	0	0
342650 SKRTS Tipping Fees	7,818,784	7,455,539	5,985,361	6,706,272
342660 Browns Island Composting Fees	243,063	147,686	201,352	66,020
342672 Medical Waste Blue Bin Fees	26,722	27,555	0	30,000
342673 Medical Waste Gray Bin Fees	49,221	64,243	0	54,000
342674 WTEF Supplemental Waste Fees	39,733	45,805	115,815	30,270
342676 Brooks Willamette Outfall Line	99,816	106,202	78,000	78,000
342677 Ash Trans and Disposal	1,071,025	1,005,226	1,301,508	993,513
342690 Other Tipping Fees	2,336	82,486	0	0
344300 Restitution	597	0	0	0
344999 Other Reimbursements	131,173	131,696	120,000	105,000
345100 Sale of Capital Assets	59,755	0	0	0
345300 Surplus Property Sales	515	0	0	0
347003 PW Services to Svc Districts	221,342	216,796	240,000	240,000
347005 PW Services to County Depts	15,680	19,049	0	0
Charges for Services Total	25,130,508	22,839,141	22,652,379	21,580,976
Interest				
361000 Investment Earnings	137,238	462,698	350,000	650,000
363000 Lease Interest Income	275	(275)	0	0
Interest Total	137,513	462,422	350,000	650,000
Other Revenues				
371100 Recoveries from Collections	66	0	0	0

MARION COUNTY FY 2024-25 BUDGET

BY DEPARTMENT

PUBLIC WORKS

510 - Environmental Services	Actual FY 21-22	Actual FY 22-23	Budget FY 23-24	Proposed FY 24-25
Other Revenues				
371600 Covanta Underprocessed Tons	0	0	0	1,553,355
372000 Over and Short	(1,834)	(480)	0	0
Other Revenues Total	(1,768)	(480)	0	1,553,355
Other Fund Transfers				
381130 Transfer from Public Works	0	0	75,000	0
Other Fund Transfers Total	0	0	75,000	0
Settlements				
382100 Settlements	12,835	0	0	0
Settlements Total	12,835	0	0	0
Net Working Capital				
392000 Net Working Capital Unrestr	26,436,382	29,940,577	31,480,110	30,231,548
Net Working Capital Total	26,436,382	29,940,577	31,480,110	30,231,548
Environmental Services Total	52,309,475	53,933,789	55,082,489	54,540,879
515 - Stormwater Management	Actual FY 21-22	Actual FY 22-23	Budget FY 23-24	Proposed FY 24-25
Intergovernmental Federal				
331040 FEMA Disaster Assistance	0	4,295	0	0
331404 County American Rescue Plan	12,779	0	0	0
Intergovernmental Federal Total	12,779	4,295	0	0
Charges for Services				
342552 Stormwater Fees	624,917	638,248	634,577	634,577
344999 Other Reimbursements	0	280	0	0
345100 Sale of Capital Assets	13,395	0	0	0
347003 PW Services to Svc Districts	143,657	162,186	157,728	161,671
347005 PW Services to County Depts	243,392	277,749	277,333	284,266
Charges for Services Total	1,025,361	1,078,463	1,069,638	1,080,514
Interest				
361000 Investment Earnings	6,245	18,932	14,400	20,000
Interest Total	6,245	18,932	14,400	20,000
Settlements				
382100 Settlements	0	27,414	0	0
Settlements Total	0	27,414	0	0
Net Working Capital				
392000 Net Working Capital Unrestr	1,297,284	1,295,861	1,236,945	1,037,607
Net Working Capital Total	1,297,284	1,295,861	1,236,945	1,037,607
Stormwater Management Total	2,341,669	2,424,966	2,320,983	2,138,121

MARION COUNTY FY 2024-25 BUDGET

BY DEPARTMENT

PUBLIC WORKS

595 - Fleet Management	Actual FY 21-22	Actual FY 22-23	Budget FY 23-24	Proposed FY 24-25
Charges for Services				
342400 Fleet Rentals	1,729,052	1,729,616	2,144,761	2,384,590
342410 Motor Pool Mileage Charges	35,028	48,604	55,000	60,000
344999 Other Reimbursements	0	341	0	0
345100 Sale of Capital Assets	343,756	187,993	260,300	275,000
345300 Surplus Property Sales	4,407	0	0	0
347004 PW Services to Other Agencies	2,163	11,192	1,000	1,500
Charges for Services Total	2,114,406	1,977,747	2,461,061	2,721,090
General Fund Transfers				
381100 Transfer from General Fund	8,729	7,500	234,876	220,176
General Fund Transfers Total	8,729	7,500	234,876	220,176
Other Fund Transfers				
381125 Transfer from Juvenile Grants	11,866	4,000	0	0
381130 Transfer from Public Works	0	19,551	0	16,750
381190 Transfer from Health	0	213,447	515,245	336,336
381250 Transfer from Sheriff Grants	0	57,377	0	0
381310 Transfer from Parks	11,500	15,000	0	0
381330 Transfer from Building Insp	11,555	0	0	0
381510 Transfer from Env Services	15,900	0	0	0
Other Fund Transfers Total	50,821	309,375	515,245	353,086
Settlements				
382100 Settlements	6	27,826	47,239	47,239
Settlements Total	6	27,826	47,239	47,239
Net Working Capital				
392000 Net Working Capital Unrestr	1,681,618	2,781,536	2,507,467	3,017,534
Net Working Capital Total	1,681,618	2,781,536	2,507,467	3,017,534
Fleet Management Total	3,855,580	5,103,984	5,765,888	6,359,125
Public Works Grand Total	157,914,391	176,597,868	206,322,897	228,008,111

MARION COUNTY FY 2024-25 BUDGET

BY DEPARTMENT

PUBLIC WORKS

Requirements by Fund Detail

130 - Public Works	Actual FY 21-22	Actual FY 22-23	Budget FY 23-24	Proposed FY 24-25
Personnel Services				
Salaries and Wages				
511110 Regular Wages	6,985,914	7,800,011	11,229,813	11,533,220
511115 Pandemic Recognition Pay	198,000	0	0	0
511120 Temporary Wages	305,701	256,683	836,300	885,898
511130 Vacation Pay	494,855	523,293	0	0
511140 Sick Pay	340,071	355,910	0	0
511141 Emergency Sick Pay	52,718	1,778	0	0
511150 Holiday Pay	494,391	537,160	0	0
511160 Comp Time Pay	90,682	100,355	0	0
511180 Differential Pay	2,333	2,388	0	0
511210 Compensation Credits	110,300	105,011	97,256	100,055
511220 Pager Pay	37,678	38,887	65,000	65,000
511240 Leave Payoff	57,568	100,738	0	0
511290 Health Insurance Waiver Pay	18,120	24,521	26,400	26,400
511420 Premium Pay	76,308	101,776	191,486	226,872
511450 Premium Pay Temps	6,045	6,023	12,960	0
Salaries and Wages Total	9,270,685	9,954,535	12,459,215	12,837,445
Fringe Benefits				
512010 Fringe Benefits Budget Only	0	0	78,710	89,631
512110 PERS	1,976,100	2,066,473	3,047,471	3,136,412
512120 401K	63,300	74,262	90,697	94,888
512130 PERS Debt Service	440,867	594,274	560,726	702,561
512200 FICA	676,609	749,118	930,561	956,998
512300 Paid Leave Oregon	0	21,458	49,836	50,140
512310 Medical Insurance	2,184,130	2,238,401	2,656,584	2,677,757
512320 Dental Insurance	174,283	180,344	225,797	225,797
512330 Group Term Life Insurance	15,323	16,812	19,492	21,026
512340 Long Term Disability Insurance	30,868	33,282	40,614	43,805
512400 Unemployment Insurance	27,941	29,153	17,023	17,480
512520 Workers Comp Insurance	2,711	2,785	5,538	5,568
512600 Wellness Program	5,244	5,369	6,320	6,320
512610 Employee Assistance Program	4,893	5,044	5,853	5,853
512700 County HSA Contributions	23,742	22,864	0	24,050
Fringe Benefits Total	5,626,008	6,039,639	7,735,222	8,058,286
Personnel Services Total	14,896,693	15,994,174	20,194,437	20,895,731
Materials and Services				
Supplies				
521010 Office Supplies	12,600	18,850	13,301	19,378
521030 Field Supplies	42,383	44,525	30,250	35,510

MARION COUNTY FY 2024-25 BUDGET

BY DEPARTMENT

PUBLIC WORKS

130 - Public Works	Actual FY 21-22	Actual FY 22-23	Budget FY 23-24	Proposed FY 24-25
Materials and Services				
521050 Janitorial Supplies	523	519	725	975
521060 Electrical Supplies	12,232	13,954	13,450	13,800
521070 Departmental Supplies	21,714	25,558	24,500	24,500
521080 Food Supplies	30	13	900	900
521090 Uniforms and Clothing	10,130	13,110	17,600	19,250
521110 First Aid Supplies	213	340	2,500	2,700
521170 Educational Supplies	123	525	0	0
521190 Publications	360	1,552	4,250	6,500
521210 Gasoline	143,903	151,190	153,000	157,500
521220 Diesel	257,265	304,476	282,000	280,000
521230 Propane	43,321	10,532	19,780	20,050
521240 Automotive Supplies	7,467	10,933	7,900	7,500
521241 Oil and Lubricants	17,222	24,557	13,700	13,700
521300 Safety Clothing	46,754	57,795	54,752	58,852
521310 Safety Equipment	30,862	40,734	48,250	53,610
Supplies Total	647,104	719,163	686,858	714,725
Materials				
522010 Liquid Asphalt	112,617	516,993	1,295,476	1,408,906
522020 Crushed Rock	409,782	527,465	730,200	782,400
522030 Pipe	12,829	32,858	31,225	31,025
522050 Bridge Materials	52,396	31,622	49,280	49,280
522060 Sign Materials	154,575	87,828	138,850	129,600
522070 Paint	684,727	1,180,463	1,342,450	1,363,700
522080 Building Materials	3,031	1,006	6,500	6,500
522090 Chemical Sprays	53,251	50,951	75,000	75,000
522100 Parts	272,655	338,504	242,600	242,600
522110 Batteries	12,931	10,201	13,515	10,370
522120 Tires and Accessories	21,920	23,205	31,500	31,000
522140 Small Tools	44,174	53,766	48,950	49,650
522150 Small Office Equipment	2,811	35,660	75,905	16,550
522160 Small Departmental Equipment	33,039	96,732	85,210	93,050
522170 Computers Non Capital	17,729	23,348	25,080	62,704
522180 Software	2,758	8,592	10,800	4,000
522190 Asphalt Concrete	578,697	486,921	674,000	650,075
522240 Deicer	11,540	39,274	31,320	38,000
Materials Total	2,481,464	3,545,389	4,907,861	5,044,410
Communications				
523010 Telephone Equipment	378	2,402	1,000	1,000
523020 Phone and Communication Svcs	28,440	25,627	74,450	69,400
523040 Data Connections	30,045	32,400	31,200	40,950
523050 Postage	0	0	70	580

MARION COUNTY FY 2024-25 BUDGET

BY DEPARTMENT

PUBLIC WORKS

130 - Public Works	Actual FY 21-22	Actual FY 22-23	Budget FY 23-24	Proposed FY 24-25
Materials and Services				
523060 Cellular Phones	35,306	30,281	39,816	41,086
523090 Long Distance Charges	858	1,296	1,500	1,400
523100 Radios and Accessories	10,041	2,673	31,500	31,500
Communications Total	105,068	94,679	179,536	185,916
Utilities				
524010 Electricity	183,698	202,328	201,500	202,900
524020 City Operations and St Lights	11,308	13,207	13,850	13,850
524030 Traffic Signal Electricity	25,825	27,983	1,000	35,000
524040 Natural Gas	37,128	45,136	35,000	35,000
524050 Water	865	802	800	800
524070 Sewer	648	762	800	800
524090 Garbage Disposal and Recycling	171,971	28,362	29,895	30,876
Utilities Total	431,443	318,579	282,845	319,226
Contracted Services				
525110 Consulting Services	0	0	25,000	25,000
525155 Credit Card Fees	9,925	7,326	9,400	8,200
525158 Armored Car Services	9,847	10,955	12,600	12,600
525175 Temporary Staffing	57,767	0	0	0
525235 Laboratory Services	8,339	12,163	19,000	19,700
525320 Food Services	734	765	0	1,000
525355 Engineering Services	216,295	519,730	810,000	1,170,000
525360 Public Works Services	168,534	113,743	164,000	165,000
525365 Striping Services	8,434	89,617	75,000	75,000
525370 Stormwater Services	150,714	165,180	136,000	180,000
525405 Code Enforcement Services	48,345	50,117	62,856	64,784
525410 Dispatch Services	41,551	41,551	42,823	44,100
525449 Microsoft 365	0	0	0	79,291
525450 Subscription Services	72,061	66,730	53,316	86,910
525555 Security Services	0	232	0	0
525710 Printing Services	5,785	9,973	14,350	13,275
525715 Advertising	528	3,480	3,000	3,000
525735 Mail Services	10,755	9,873	10,725	11,000
525740 Document Disposal Services	560	585	700	1,500
525862 Tire Hauling Services	368	399	800	1,000
525870 Hazardous Waste Disposal	38,669	76,203	77,000	92,000
525999 Other Contracted Services	2,848,466	393,712	1,157,146	1,153,306
Contracted Services Total	3,697,675	1,572,333	2,673,716	3,206,666
Repairs and Maintenance				
526010 Office Equipment Maintenance	60	119	0	0
526011 Dept Equipment Maintenance	38,319	27,371	69,550	63,550

MARION COUNTY FY 2024-25 BUDGET

BY DEPARTMENT

PUBLIC WORKS

130 - Public Works	Actual FY 21-22	Actual FY 22-23	Budget FY 23-24	Proposed FY 24-25
Materials and Services				
526012 Vehicle Maintenance	102,962	217,644	113,000	114,800
526013 Ferry Maintenance	8,060	13,360	32,500	32,500
526014 Radio Maintenance	19,392	5,445	17,200	8,200
526020 Computer Hardware Maintenance	0	0	1,500	1,500
526021 Computer Software Maintenance	39,666	41,934	66,206	78,261
526030 Building Maintenance	60,015	40,204	60,000	322,350
526032 Roof Maintenance	0	507	0	0
526040 Remodels and Site Improvements	3,371	0	0	0
526050 Grounds Maintenance	0	1,991	2,500	2,500
526060 Traffic Signal Maintenance	34,826	92,334	30,000	76,000
526062 Sewer Maintenance	0	0	2,500	2,500
Repairs and Maintenance Total	306,671	440,910	394,956	702,161
Rentals				
527100 Vehicle Rental	0	297	1,500	500
527110 Fleet Leases	248,607	252,544	305,117	364,520
527120 Motor Pool Mileage	5,936	8,624	7,650	11,425
527130 Parking	0	56	400	300
527140 County Parking	660	660	715	800
527200 Building Rental County	18,906	17,259	19,015	20,575
527210 Building Rental Private	0	0	0	200
527300 Equipment Rental	32,619	29,635	60,772	72,415
527400 Land Lease Private	0	0	0	15,000
527999 GASB 87 Adjustment	(20,712)	0	0	0
Rentals Total	286,015	309,074	395,169	485,735
Insurance				
528110 Liability Insurance Premiums	38,103	39,941	44,034	42,421
528415 First Party Property Claims	11,724	6,020	500	500
Insurance Total	49,827	45,961	44,534	42,921
Miscellaneous				
529110 Mileage Reimbursement	439	3,061	3,555	5,300
529120 Commercial Travel	0	6,585	10,500	12,250
529130 Meals	2,587	3,083	10,250	11,585
529140 Lodging	4,200	11,687	21,800	29,100
529210 Meetings	1,665	10,070	14,650	17,000
529220 Conferences	5,637	13,329	31,450	48,695
529230 Training	97,117	57,301	130,500	142,975
529300 Dues and Memberships	15,846	16,589	23,050	22,220
529650 Pre Employment Costs	11,092	13,457	7,250	9,450
529740 Fairs and Shows	0	628	1,000	2,500
529820 Vehicle Registration	115	1,775	300	600

MARION COUNTY FY 2024-25 BUDGET

BY DEPARTMENT

PUBLIC WORKS

130 - Public Works	Actual FY 21-22	Actual FY 22-23	Budget FY 23-24	Proposed FY 24-25
Materials and Services				
529840 Professional Licenses	2,560	9,923	10,420	10,680
529860 Permits	3,533	5,068	9,650	11,200
529880 Recording Charges	5,860	1,100	2,030	2,180
529910 Awards and Recognition	3,078	1,400	17,050	15,150
529999 Miscellaneous Expense	2,147	500	0	250
Miscellaneous Total	155,875	155,556	293,455	341,135
Materials and Services Total	8,161,143	7,201,643	9,858,930	11,042,895
Administrative Charges				
611100 County Admin Allocation	212,685	248,090	308,495	324,292
611200 BS Admin Allocation	0	0	0	93,413
611210 Facilities Mgt Allocation	307,941	340,855	363,862	315,374
611220 Custodial Allocation	182,011	180,533	215,975	197,326
611230 Courier Allocation	7,233	12,429	13,202	11,663
611240 Grounds Maintenance Allocation	0	0	0	95,215
611250 Risk Management Allocation	68,477	78,758	79,231	58,904
611260 Human Resources Allocation	259,503	268,711	334,246	373,395
611300 Legal Services Allocation	57,326	49,172	63,125	55,928
611400 Information Tech Allocation	425,438	446,070	434,921	310,804
611410 FIMS Allocation	235,984	317,928	252,576	285,817
611420 Telecommunications Allocation	36,517	37,173	19,503	15,804
611430 Technology Solution Allocation	414,763	401,099	431,081	242,835
611600 Finance Allocation	370,841	404,566	419,125	407,631
611800 MCBEE Allocation	732	594	123,302	158,092
612100 IT Equipment Use Charges	85,173	85,044	37,063	64,248
614100 Liability Insurance Allocation	140,900	215,200	243,101	202,300
614200 WC Insurance Allocation	119,200	178,700	113,599	172,400
640110 PW Capital Labor Charges	935	0	0	0
640120 PW Capital Equipment Charges	680	0	0	0
Administrative Charges Total	2,926,339	3,264,924	3,452,407	3,385,441
Capital Outlay				
531300 Departmental Equipment Capital	122,750	345,731	562,173	551,050
531600 Computer Hardware Capital	0	17,835	0	0
531700 Computer Software Capital	0	0	501,600	775,200
531800 Communicaton Systems	0	0	842,000	830,000
532500 Road Maintenance Vehicles	455,931	1,123,844	2,330,843	2,804,242
532600 Ferries	1,282,279	441,106	635,250	500,500
533110 Road Resurfacing	2,931,392	6,668,258	4,980,000	4,730,000
533170 Road Construction	1,800,731	7,207,004	11,352,750	4,201,750
533180 Safety Improvements	1,795,944	1,036,881	3,837,750	3,343,000

MARION COUNTY FY 2024-25 BUDGET

BY DEPARTMENT

PUBLIC WORKS

130 - Public Works	Actual FY 21-22	Actual FY 22-23	Budget FY 23-24	Proposed FY 24-25
Capital Outlay				
533200 Traffic Signals	1,070,161	1,278,657	443,500	283,250
533500 Bridge Construction	4,317,436	2,390,162	11,228,655	12,536,484
534100 Building Construction	0	661,232	110,710	304,750
534101 Building Design	11,621	861	650,000	1,000,000
534104 Building FM Work Orders	0	0	0	6,000
534150 Building Acquisitions	0	0	41,000	0
534600 Site Improvements	23,666	24,279	114,995	66,985
535110 Right of Way	306,861	30,434	0	0
535200 Purchased Land	0	0	1,500,400	0
538100 Lease expense	8,647	0	0	0
539300 Uncapitalized Comms Proj Costs	1,875	14,475	0	0
539400 Uncapitalized PW Project Costs	0	175,721	217,000	113,250
Capital Outlay Total	14,129,294	21,416,480	39,348,626	32,046,461
Debt Service Principal				
541200 Lease Financing Principal	20,234	0	0	0
Debt Service Principal Total	20,234	0	0	0
Debt Service Interest				
542200 Lease Interest	509	(31)	0	0
Debt Service Interest Total	509	(31)	0	0
Transfers Out				
561480 Xfer to Capital Impr Projects	18,724	29,817	0	0
561510 Transfer to Environmental Svcs	0	0	75,000	0
561595 Transfer to Fleet Management	0	19,551	0	16,750
Transfers Out Total	18,724	49,368	75,000	16,750
Contingency				
571010 Contingency	0	0	6,294,460	5,789,000
Contingency Total	0	0	6,294,460	5,789,000
Ending Fund Balance				
573010 Unapprop Ending Fund Balance	0	0	27,066,323	25,997,468
Ending Fund Balance Total	0	0	27,066,323	25,997,468
Public Works Total	40,152,935	47,926,558	106,290,183	99,173,746
135 - Public Works Grants	Actual FY 21-22	Actual FY 22-23	Budget FY 23-24	Proposed FY 24-25
Materials and Services				
Contracted Services				
525355 Engineering Services	0	197,088	0	0
525715 Advertising	0	714	0	0

MARION COUNTY FY 2024-25 BUDGET

BY DEPARTMENT

PUBLIC WORKS

135 - Public Works Grants	Actual FY 21-22	Actual FY 22-23	Budget FY 23-24	Proposed FY 24-25
Materials and Services				
525953 Grant Distributions	0	764,150	1,700,000	0
Contracted Services Total	0	961,952	1,700,000	0
Rentals				
527400 Land Lease Private	0	20,000	0	0
Rentals Total	0	20,000	0	0
Miscellaneous				
529210 Meetings	0	171	0	0
529300 Dues and Memberships	0	540	0	0
Miscellaneous Total	0	711	0	0
Materials and Services Total	0	982,663	1,700,000	0
Administrative Charges				
611100 County Admin Allocation	0	0	17,565	11,784
611200 BS Admin Allocation	0	0	0	5,975
611230 Courier Allocation	0	0	705	108
611250 Risk Management Allocation	0	0	1,647	252
611260 Human Resources Allocation	0	0	17,884	3,431
611300 Legal Services Allocation	0	0	0	1,029
611400 Information Tech Allocation	0	0	26,328	19,911
611410 FIMS Allocation	0	0	15,294	18,281
611420 Telecommunications Allocation	0	0	1,247	1,005
611430 Technology Solution Allocation	0	0	26,329	15,657
611600 Finance Allocation	0	0	26,172	31,822
611800 MCBEE Allocation	0	0	7,257	10,143
612100 IT Equipment Use Charges	0	0	2,152	774
614100 Liability Insurance Allocation	0	0	4,452	1,100
614200 WC Insurance Allocation	0	0	2,968	500
Administrative Charges Total	0	0	150,000	121,772
Capital Outlay				
531800 Communicaton Systems	0	31,007	4,418,524	19,660,000
534500 Sewer Systems	0	597,238	9,461,667	24,975,000
539300 Uncapitalized Comms Proj Costs	0	499,715	0	0
539400 Uncapitalized PW Project Costs	0	194,484	0	0
Capital Outlay Total	0	1,322,445	13,880,191	44,635,000
Contingency				
571010 Contingency	0	0	188,690	0
Contingency Total	0	0	188,690	0
Public Works Grants Total	0	2,305,108	15,918,881	44,756,772

MARION COUNTY FY 2024-25 BUDGET

BY DEPARTMENT

PUBLIC WORKS

305 - Land Use Planning	Actual FY 21-22	Actual FY 22-23	Budget FY 23-24	Proposed FY 24-25
Personnel Services				
Salaries and Wages				
511110 Regular Wages	277,210	296,002	420,299	430,590
511115 Pandemic Recognition Pay	8,250	0	0	0
511130 Vacation Pay	18,400	21,181	0	0
511140 Sick Pay	8,956	14,928	0	0
511141 Emergency Sick Pay	694	0	0	0
511150 Holiday Pay	16,654	20,162	0	0
511160 Comp Time Pay	2,118	1,153	0	0
511210 Compensation Credits	8,708	3,299	3,774	3,962
511240 Leave Payoff	16,754	382	0	0
511290 Health Insurance Waiver Pay	671	1,843	2,400	2,400
511420 Premium Pay	167	46	0	0
Salaries and Wages Total	358,583	358,997	426,473	436,952
Fringe Benefits				
512110 PERS	69,358	77,519	106,618	109,240
512120 401K	3,677	3,554	3,760	4,046
512130 PERS Debt Service	15,622	24,202	19,617	24,471
512200 FICA	26,981	27,098	32,625	33,426
512300 Paid Leave Oregon	0	802	1,706	1,748
512310 Medical Insurance	73,745	75,572	81,324	81,972
512320 Dental Insurance	6,272	6,308	6,912	6,912
512330 Group Term Life Insurance	556	645	730	786
512340 Long Term Disability Insurance	1,111	1,277	1,521	1,637
512400 Unemployment Insurance	1,076	1,050	640	656
512520 Workers Comp Insurance	94	97	165	165
512600 Wellness Program	178	198	220	220
512610 Employee Assistance Program	166	186	204	204
512700 County HSA Contributions	3,142	2,600	0	1,300
Fringe Benefits Total	201,978	221,107	256,042	266,783
Personnel Services Total	560,561	580,105	682,515	703,735
Materials and Services				
Supplies				
521010 Office Supplies	1,790	1,671	2,636	3,231
521090 Uniforms and Clothing	335	96	0	0
521190 Publications	0	0	75	250
521300 Safety Clothing	119	22	0	0
Supplies Total	2,243	1,790	2,711	3,481
Materials				
522150 Small Office Equipment	0	1,330	1,000	2,000
522170 Computers Non Capital	992	2,960	1,500	1,500

MARION COUNTY FY 2024-25 BUDGET

BY DEPARTMENT

PUBLIC WORKS

305 - Land Use Planning	Actual FY 21-22	Actual FY 22-23	Budget FY 23-24	Proposed FY 24-25
Materials and Services				
522180 Software	0	0	1,000	1,000
Materials Total	992	4,290	3,500	4,500
Communications				
523060 Cellular Phones	2,060	1,082	1,500	1,500
523090 Long Distance Charges	269	64	250	250
Communications Total	2,329	1,146	1,750	1,750
Contracted Services				
525110 Consulting Services	5,628	13,920	40,000	40,000
525155 Credit Card Fees	1,233	1,096	5,000	5,000
525360 Public Works Services	41,058	46,331	40,462	48,683
525405 Code Enforcement Services	45,593	47,262	56,296	62,595
525449 Microsoft 365	0	0	0	3,163
525450 Subscription Services	100	0	0	0
525710 Printing Services	454	95	250	250
525715 Advertising	238	774	2,000	3,000
525735 Mail Services	4,458	3,691	5,000	5,000
525740 Document Disposal Services	3	0	20	50
Contracted Services Total	98,764	113,169	149,028	167,741
Repairs and Maintenance				
526010 Office Equipment Maintenance	150	0	0	0
526021 Computer Software Maintenance	2,052	1,824	3,800	6,000
526030 Building Maintenance	23	0	0	0
Repairs and Maintenance Total	2,225	1,824	3,800	6,000
Rentals				
527120 Motor Pool Mileage	548	525	500	500
527200 Building Rental County	13,362	11,856	11,715	12,836
527300 Equipment Rental	4,232	3,839	5,274	4,319
Rentals Total	18,142	16,219	17,489	17,655
Miscellaneous				
529110 Mileage Reimbursement	0	199	800	800
529130 Meals	80	39	0	0
529140 Lodging	0	229	0	0
529210 Meetings	176	0	0	0
529220 Conferences	650	1,399	0	0
529230 Training	1,278	649	5,500	5,500
529300 Dues and Memberships	1,187	449	3,500	3,500
529650 Pre Employment Costs	37	0	0	0
529840 Professional Licenses	40	0	700	700
529880 Recording Charges	182	0	200	200
Miscellaneous Total	3,630	2,964	10,700	10,700

MARION COUNTY FY 2024-25 BUDGET

BY DEPARTMENT

PUBLIC WORKS

305 - Land Use Planning	Actual FY 21-22	Actual FY 22-23	Budget FY 23-24	Proposed FY 24-25
Materials and Services Total	128,324	141,401	188,978	211,827
Administrative Charges				
611100 County Admin Allocation	7,089	7,428	9,106	9,592
611200 BS Admin Allocation	0	0	0	2,757
611230 Courier Allocation	269	387	393	345
611250 Risk Management Allocation	1,975	879	1,533	880
611260 Human Resources Allocation	9,636	8,380	9,958	11,068
611300 Legal Services Allocation	216,846	202,349	180,183	167,820
611400 Information Tech Allocation	12,896	13,552	12,566	9,311
611410 FIMS Allocation	7,009	9,161	7,384	8,435
611420 Telecommunications Allocation	1,083	1,029	584	451
611430 Technology Solution Allocation	12,362	11,728	12,714	7,061
611600 Finance Allocation	7,988	9,892	10,785	11,157
611800 MCBEE Allocation	22	17	3,519	4,714
612100 IT Equipment Use Charges	2,581	2,478	1,078	1,880
614100 Liability Insurance Allocation	5,900	2,700	5,100	3,800
614200 WC Insurance Allocation	1,600	1,700	1,800	1,800
Administrative Charges Total	287,256	271,680	256,703	241,071
Land Use Planning Total	976,141	993,185	1,128,196	1,156,633
310 - Parks	Actual FY 21-22	Actual FY 22-23	Budget FY 23-24	Proposed FY 24-25
Personnel Services				
Salaries and Wages				
511110 Regular Wages	164,706	161,249	330,825	391,372
511115 Pandemic Recognition Pay	4,500	0	0	0
511120 Temporary Wages	51,495	58,172	59,922	31,404
511130 Vacation Pay	13,548	14,827	0	0
511140 Sick Pay	2,272	6,415	0	0
511150 Holiday Pay	10,432	10,922	0	0
511160 Comp Time Pay	70	523	0	0
511210 Compensation Credits	4,937	3,979	5,510	5,510
511240 Leave Payoff	0	2,047	0	0
511290 Health Insurance Waiver Pay	1,800	0	0	0
511420 Premium Pay	0	510	1,545	5,054
511450 Premium Pay Temps	1,420	2,018	3,512	1,516
Salaries and Wages Total	255,180	260,664	401,314	434,856
Fringe Benefits				
512010 Fringe Benefits Budget Only	0	0	1,947	0
512110 PERS	53,407	54,742	99,068	107,073
512120 401K	1,745	1,565	2,064	2,370
512130 PERS Debt Service	11,652	15,181	18,224	23,984
512200 FICA	19,258	19,800	30,314	32,765

MARION COUNTY FY 2024-25 BUDGET

BY DEPARTMENT

PUBLIC WORKS

310 - Parks	Actual FY 21-22	Actual FY 22-23	Budget FY 23-24	Proposed FY 24-25
Personnel Services				
512300 Paid Leave Oregon	0	534	1,363	1,712
512310 Medical Insurance	40,931	49,979	90,360	109,296
512320 Dental Insurance	3,257	4,136	7,680	9,216
512330 Group Term Life Insurance	360	360	502	713
512340 Long Term Disability Insurance	743	745	1,046	1,486
512400 Unemployment Insurance	767	755	442	595
512520 Workers Comp Insurance	91	88	360	270
512600 Wellness Program	119	111	160	240
512610 Employee Assistance Program	111	104	148	222
512700 County HSA Contributions	0	0	0	1,950
Fringe Benefits Total	132,439	148,101	253,678	291,892
Personnel Services Total	387,619	408,764	654,992	726,748
Materials and Services				
Supplies				
521010 Office Supplies	33	73	20	137
521030 Field Supplies	3,283	10,530	3,395	4,000
521050 Janitorial Supplies	676	956	2,450	2,450
521060 Electrical Supplies	0	6	0	0
521070 Departmental Supplies	71	0	0	0
521090 Uniforms and Clothing	1,417	3,030	2,200	2,900
521210 Gasoline	10,829	12,193	17,000	17,000
521220 Diesel	0	172	100	250
521240 Automotive Supplies	316	18	500	500
521241 Oil and Lubricants	0	0	200	175
521300 Safety Clothing	570	782	700	950
521310 Safety Equipment	0	349	1,640	2,000
Supplies Total	17,195	28,108	28,205	30,362
Materials				
522020 Crushed Rock	5,499	0	0	0
522060 Sign Materials	604	925	2,000	2,000
522070 Paint	0	885	2,000	2,000
522090 Chemical Sprays	0	0	300	300
522100 Parts	106	851	500	0
522120 Tires and Accessories	0	0	1,400	1,400
522140 Small Tools	95	929	500	750
522150 Small Office Equipment	1,210	0	0	0
522160 Small Departmental Equipment	3,727	11,580	4,500	9,500
522170 Computers Non Capital	0	0	0	1,164
Materials Total	11,240	15,169	11,200	17,114

MARION COUNTY FY 2024-25 BUDGET

BY DEPARTMENT

PUBLIC WORKS

310 - Parks	Actual FY 21-22	Actual FY 22-23	Budget FY 23-24	Proposed FY 24-25
Materials and Services				
Communications				
523020 Phone and Communication Svcs	1,864	1,139	1,200	1,300
523030 Fax	0	102	0	0
523040 Data Connections	0	376	0	0
523060 Cellular Phones	830	997	2,000	2,100
Communications Total	2,695	2,614	3,200	3,400
Utilities				
524010 Electricity	772	752	800	1,000
524020 City Operations and St Lights	2,379	3,708	3,200	3,200
524090 Garbage Disposal and Recycling	6,331	8,502	8,000	9,500
Utilities Total	9,483	12,961	12,000	13,700
Contracted Services				
525110 Consulting Services	71,579	111,573	70,000	55,000
525235 Laboratory Services	0	0	500	500
525360 Public Works Services	68,865	79,972	69,023	130,790
525449 Microsoft 365	0	0	0	3,282
525450 Subscription Services	134	563	660	9,050
525555 Security Services	24,000	29,600	33,600	34,440
525710 Printing Services	1,141	800	3,500	2,500
525715 Advertising	2,004	2,977	2,000	2,000
525735 Mail Services	28	7,562	100	100
525999 Other Contracted Services	144,462	173,770	864,118	588,425
Contracted Services Total	312,214	406,816	1,043,501	826,087
Repairs and Maintenance				
526011 Dept Equipment Maintenance	5,583	4,123	1,650	4,500
526012 Vehicle Maintenance	2,423	10,294	500	5,000
526014 Radio Maintenance	0	859	0	0
526021 Computer Software Maintenance	513	456	0	0
526030 Building Maintenance	182	4,261	5,000	5,000
526050 Grounds Maintenance	0	70	0	0
526055 Park Maintenance	22,862	54,391	42,500	41,750
Repairs and Maintenance Total	31,563	74,454	49,650	56,250
Rentals				
527110 Fleet Leases	13,005	11,767	11,096	14,770
527120 Motor Pool Mileage	598	100	100	250
527130 Parking	0	14	0	0
527200 Building Rental County	2,663	2,363	1,749	1,916
527300 Equipment Rental	1,000	220	7,160	6,129
Rentals Total	17,266	14,464	20,105	23,065

MARION COUNTY FY 2024-25 BUDGET

BY DEPARTMENT

PUBLIC WORKS

310 - Parks	Actual FY 21-22	Actual FY 22-23	Budget FY 23-24	Proposed FY 24-25
Materials and Services				
Miscellaneous				
529110 Mileage Reimbursement	0	360	300	300
529130 Meals	0	210	400	625
529140 Lodging	0	1,189	1,400	2,100
529210 Meetings	501	1,010	840	750
529220 Conferences	490	970	1,000	2,250
529230 Training	831	1,050	1,000	650
529300 Dues and Memberships	850	800	900	1,740
529650 Pre Employment Costs	74	0	750	750
529820 Vehicle Registration	0	0	110	110
529840 Professional Licenses	50	50	50	2,000
529860 Permits	150	300	1,000	1,000
529990 Taxes and Penalties	0	6,843	0	0
529999 Miscellaneous Expense	11	76	0	0
Miscellaneous Total	2,956	12,857	7,750	12,275
Materials and Services Total	404,611	567,444	1,175,611	982,253
Administrative Charges				
611100 County Admin Allocation	4,206	7,226	7,858	14,490
611200 BS Admin Allocation	0	0	0	5,705
611230 Courier Allocation	127	348	303	333
611250 Risk Management Allocation	1,079	1,320	955	1,148
611260 Human Resources Allocation	4,557	7,541	7,667	10,670
611300 Legal Services Allocation	2,206	2,644	2,792	2,706
611400 Information Tech Allocation	9,378	14,119	12,230	18,815
611410 FIMS Allocation	5,170	9,570	7,099	17,456
611420 Telecommunications Allocation	782	1,029	543	970
611430 Technology Solution Allocation	8,943	12,238	12,123	14,736
611600 Finance Allocation	7,307	14,911	12,206	28,427
611800 MCBEE Allocation	16	18	3,508	9,673
612100 IT Equipment Use Charges	1,869	3,451	1,036	3,870
614100 Liability Insurance Allocation	1,300	4,000	2,300	5,600
614200 WC Insurance Allocation	2,800	2,600	2,000	1,700
Administrative Charges Total	49,740	81,016	72,620	136,299
Capital Outlay				
531300 Departmental Equipment Capital	41,919	25,449	158,862	93,500
532400 Off Road Vehicles	0	69	0	0
534600 Site Improvements	0	113,951	1,590,974	1,773,572
535200 Purchased Land	0	363,274	0	0
Capital Outlay Total	41,919	502,744	1,749,836	1,867,072

MARION COUNTY FY 2024-25 BUDGET

BY DEPARTMENT

PUBLIC WORKS

310 - Parks	Actual FY 21-22	Actual FY 22-23	Budget FY 23-24	Proposed FY 24-25
Transfers Out				
561595 Transfer to Fleet Management	11,500	15,000	0	0
Transfers Out Total	11,500	15,000	0	0
Contingency				
571010 Contingency	0	0	239,759	377,059
Contingency Total	0	0	239,759	377,059
Ending Fund Balance				
573010 Unapprop Ending Fund Balance	0	0	578,789	0
Ending Fund Balance Total	0	0	578,789	0
Parks Total	895,389	1,574,968	4,471,607	4,089,431
320 - Surveyor	Actual FY 21-22	Actual FY 22-23	Budget FY 23-24	Proposed FY 24-25
Personnel Services				
Salaries and Wages				
511110 Regular Wages	301,969	269,924	508,108	474,372
511115 Pandemic Recognition Pay	9,000	0	0	0
511120 Temporary Wages	34,856	13,573	15,032	40,300
511130 Vacation Pay	20,289	17,295	0	0
511140 Sick Pay	20,612	15,137	0	0
511141 Emergency Sick Pay	6,585	0	0	0
511150 Holiday Pay	23,654	17,827	0	0
511160 Comp Time Pay	28	19	0	0
511210 Compensation Credits	5,290	2,846	0	0
511240 Leave Payoff	7,948	7,482	0	0
511290 Health Insurance Waiver Pay	4,814	4,814	4,800	4,800
511420 Premium Pay	216	0	1,182	1,290
511450 Premium Pay Temps	295	465	0	0
Salaries and Wages Total	435,556	349,382	529,122	520,762
Fringe Benefits				
512010 Fringe Benefits Budget Only	0	0	455	510
512110 PERS	83,108	72,069	131,986	129,870
512120 401K	2,785	2,884	3,020	3,175
512130 PERS Debt Service	25,700	26,448	24,286	29,089
512200 FICA	32,736	26,306	40,386	39,740
512300 Paid Leave Oregon	0	696	2,116	2,078
512310 Medical Insurance	71,341	49,231	108,432	109,296
512320 Dental Insurance	5,642	3,838	9,216	9,216
512330 Group Term Life Insurance	683	576	883	865
512340 Long Term Disability Insurance	1,338	1,095	1,840	1,803
512400 Unemployment Insurance	1,310	1,022	769	718

MARION COUNTY FY 2024-25 BUDGET

BY DEPARTMENT

PUBLIC WORKS

320 - Surveyor	Actual FY 21-22	Actual FY 22-23	Budget FY 23-24	Proposed FY 24-25
Personnel Services				
512520 Workers Comp Insurance	130	99	270	271
512600 Wellness Program	241	188	320	320
512610 Employee Assistance Program	225	177	296	296
512700 County HSA Contributions	1,300	0	0	0
Fringe Benefits Total	226,537	184,630	324,275	327,247
Personnel Services Total	662,093	534,011	853,397	848,009
Materials and Services				
Supplies				
521010 Office Supplies	236	170	507	904
521030 Field Supplies	1,335	970	3,475	3,475
521070 Departmental Supplies	0	0	500	500
521210 Gasoline	3,478	1,400	5,000	6,500
521240 Automotive Supplies	29	28	0	0
521300 Safety Clothing	864	973	750	2,500
521310 Safety Equipment	0	64	0	0
Supplies Total	5,942	3,604	10,232	13,879
Materials				
522100 Parts	0	2	0	0
522150 Small Office Equipment	0	693	1,250	1,251
522160 Small Departmental Equipment	0	4,341	500	2,500
522170 Computers Non Capital	0	0	5,000	7,037
522180 Software	204	0	0	0
Materials Total	204	5,036	6,750	10,788
Communications				
523040 Data Connections	712	151	1,300	1,001
523060 Cellular Phones	820	517	1,200	751
523090 Long Distance Charges	70	7	75	75
Communications Total	1,602	675	2,575	1,827
Contracted Services				
525360 Public Works Services	70,751	54,775	51,031	68,823
525449 Microsoft 365	0	0	0	2,694
525450 Subscription Services	8,239	0	9,305	12,105
525710 Printing Services	77	0	50	50
525999 Other Contracted Services	0	0	1,500	1,500
Contracted Services Total	79,067	54,775	61,886	85,172
Repairs and Maintenance				
526011 Dept Equipment Maintenance	0	3,270	3,300	3,300
526021 Computer Software Maintenance	5,802	2,994	10,580	11,551
Repairs and Maintenance Total	5,802	6,264	13,880	14,851

MARION COUNTY FY 2024-25 BUDGET

BY DEPARTMENT

PUBLIC WORKS

320 - Surveyor	Actual FY 21-22	Actual FY 22-23	Budget FY 23-24	Proposed FY 24-25
Materials and Services				
Rentals				
527110 Fleet Leases	14,208	15,096	15,714	15,959
527120 Motor Pool Mileage	31	40	200	125
527200 Building Rental County	19,193	17,079	20,526	22,468
527300 Equipment Rental	1,227	936	659	1,791
Rentals Total	34,659	33,151	37,099	40,343
Miscellaneous				
529110 Mileage Reimbursement	624	879	1,200	1,200
529130 Meals	0	0	200	300
529140 Lodging	0	0	600	1,500
529220 Conferences	0	620	1,300	3,000
529230 Training	0	0	5,000	5,000
529300 Dues and Memberships	80	80	1,100	1,100
529840 Professional Licenses	0	0	300	300
529880 Recording Charges	0	197	100	0
Miscellaneous Total	704	1,776	9,800	12,400
Materials and Services Total	127,980	105,282	142,222	179,260
Administrative Charges				
611100 County Admin Allocation	7,479	11,998	12,418	12,401
611200 BS Admin Allocation	0	0	0	3,149
611230 Courier Allocation	364	697	585	498
611250 Risk Management Allocation	684	1,386	1,422	1,179
611260 Human Resources Allocation	13,066	15,109	14,817	15,939
611300 Legal Services Allocation	7,127	12,497	18,622	19,006
611400 Information Tech Allocation	8,877	18,449	15,540	10,407
611410 FIMS Allocation	4,867	13,108	9,095	9,636
611420 Telecommunications Allocation	782	1,551	709	520
611430 Technology Solution Allocation	8,680	16,450	15,670	8,289
611600 Finance Allocation	7,954	14,639	13,594	11,992
611800 MCBEE Allocation	15	24	4,484	5,418
612100 IT Equipment Use Charges	1,780	3,540	1,327	2,101
614100 Liability Insurance Allocation	1,500	4,400	4,100	5,300
614200 WC Insurance Allocation	1,100	2,500	2,300	2,200
640010 PW Internal Labor Charges	0	0	0	0
Administrative Charges Total	64,275	116,346	114,683	108,035
Capital Outlay				
531700 Computer Software Capital	0	0	10,000	0
Capital Outlay Total	0	0	10,000	0
Contingency				
571010 Contingency	0	0	400,000	400,000
Contingency Total	0	0	400,000	400,000

MARION COUNTY FY 2024-25 BUDGET

BY DEPARTMENT

PUBLIC WORKS

320 - Surveyor	Actual FY 21-22	Actual FY 22-23	Budget FY 23-24	Proposed FY 24-25
Ending Fund Balance				
573010 Unapprop Ending Fund Balance	0	0	2,787,172	2,800,111
Ending Fund Balance Total	0	0	2,787,172	2,800,111
Surveyor Total	854,348	755,639	4,307,474	4,335,415
330 - Building Inspection	Actual FY 21-22	Actual FY 22-23	Budget FY 23-24	Proposed FY 24-25
Personnel Services				
Salaries and Wages				
511110 Regular Wages	1,397,501	1,441,306	2,034,396	2,052,962
511115 Pandemic Recognition Pay	32,250	0	0	0
511120 Temporary Wages	59,556	16,247	103,215	108,431
511130 Vacation Pay	116,925	116,895	0	0
511140 Sick Pay	74,508	86,947	0	0
511141 Emergency Sick Pay	11,510	0	0	0
511150 Holiday Pay	90,996	97,946	0	0
511160 Comp Time Pay	25,566	14,993	0	0
511210 Compensation Credits	20,197	19,971	21,243	21,732
511240 Leave Payoff	2,919	10,922	0	0
511290 Health Insurance Waiver Pay	4,814	4,271	4,800	9,600
511420 Premium Pay	6,989	18,315	36,938	32,763
511450 Premium Pay Temps	320	0	0	0
Salaries and Wages Total	1,844,051	1,827,812	2,200,592	2,225,488
Fringe Benefits				
512010 Fringe Benefits Budget Only	0	0	14,221	17,958
512110 PERS	394,599	407,569	540,918	548,185
512120 401K	3,806	3,910	4,709	4,932
512130 PERS Debt Service	93,013	115,818	99,529	122,795
512200 FICA	138,510	137,314	165,402	167,627
512300 Paid Leave Oregon	0	3,951	8,802	8,773
512310 Medical Insurance	364,479	364,046	406,620	391,644
512320 Dental Insurance	28,737	28,597	34,560	33,024
512330 Group Term Life Insurance	3,014	3,082	3,449	3,648
512340 Long Term Disability Insurance	6,238	6,286	7,175	7,591
512400 Unemployment Insurance	5,566	5,359	3,091	3,122
512520 Workers Comp Insurance	452	425	795	795
512600 Wellness Program	904	875	980	980
512610 Employee Assistance Program	844	822	907	907
512700 County HSA Contributions	3,360	2,600	0	2,600
Fringe Benefits Total	1,043,523	1,080,652	1,291,158	1,314,581
Personnel Services Total	2,887,573	2,908,464	3,491,750	3,540,069

MARION COUNTY FY 2024-25 BUDGET

BY DEPARTMENT

PUBLIC WORKS

330 - Building Inspection	Actual FY 21-22	Actual FY 22-23	Budget FY 23-24	Proposed FY 24-25
Materials and Services				
Supplies				
521010 Office Supplies	2,584	3,043	7,676	7,695
521030 Field Supplies	232	827	2,000	2,000
521090 Uniforms and Clothing	1,190	2,189	5,000	5,000
521190 Publications	5,840	10,386	12,000	10,000
521210 Gasoline	23,261	24,785	30,000	30,000
521240 Automotive Supplies	57	64	0	0
521300 Safety Clothing	550	1,634	6,700	6,000
521310 Safety Equipment	743	158	0	0
Supplies Total	34,456	43,086	63,376	60,695
Materials				
522080 Building Materials	0	39	0	0
522100 Parts	105	20	0	0
522110 Batteries	0	6	0	0
522140 Small Tools	22	230	0	0
522150 Small Office Equipment	0	208	2,000	2,000
522170 Computers Non Capital	0	10,356	5,000	12,275
522180 Software	408	489	1,000	1,000
Materials Total	535	11,348	8,000	15,275
Communications				
523010 Telephone Equipment	104	0	0	0
523040 Data Connections	3,143	2,546	5,000	5,000
523060 Cellular Phones	10,586	9,307	20,000	20,000
523090 Long Distance Charges	641	117	800	0
Communications Total	14,473	11,970	25,800	25,000
Contracted Services				
525155 Credit Card Fees	83,009	88,268	125,000	125,000
525360 Public Works Services	189,173	209,285	197,207	212,348
525405 Code Enforcement Services	11,066	11,472	7,678	7,763
525449 Microsoft 365	0	0	0	10,665
525450 Subscription Services	3,186	0	1,000	1,000
525710 Printing Services	1,709	401	1,500	1,500
525715 Advertising	429	0	1,000	1,000
525735 Mail Services	9,098	10,363	10,000	10,000
525999 Other Contracted Services	31,324	32,646	50,000	50,000
Contracted Services Total	328,994	352,435	393,385	419,276
Repairs and Maintenance				
526010 Office Equipment Maintenance	90	0	0	0
526012 Vehicle Maintenance	307	290	1,500	1,500
526021 Computer Software Maintenance	2,052	1,368	4,500	4,500

MARION COUNTY FY 2024-25 BUDGET

BY DEPARTMENT

PUBLIC WORKS

330 - Building Inspection	Actual FY 21-22	Actual FY 22-23	Budget FY 23-24	Proposed FY 24-25
Materials and Services				
526030 Building Maintenance	193	0	0	0
Repairs and Maintenance Total	2,643	1,658	6,000	6,000
Rentals				
527110 Fleet Leases	56,424	62,538	74,555	74,555
527120 Motor Pool Mileage	7,046	2,180	4,000	4,000
527200 Building Rental County	46,382	41,153	35,001	38,350
527300 Equipment Rental	7,992	5,610	8,458	5,966
Rentals Total	117,844	111,481	122,014	122,871
Miscellaneous				
529110 Mileage Reimbursement	469	1,082	2,500	2,500
529120 Commercial Travel	0	0	1,000	1,000
529130 Meals	73	508	500	500
529140 Lodging	1,668	2,417	3,500	3,500
529210 Meetings	49	352	500	500
529220 Conferences	2,095	899	2,500	2,500
529230 Training	9,038	11,255	10,000	10,000
529300 Dues and Memberships	3,090	1,425	4,000	4,000
529840 Professional Licenses	977	2,507	2,500	2,500
529880 Recording Charges	0	51	0	0
Miscellaneous Total	17,460	20,495	27,000	27,000
Materials and Services Total	516,405	552,473	645,575	676,117
Administrative Charges				
611100 County Admin Allocation	29,756	35,279	45,938	48,060
611200 BS Admin Allocation	0	0	0	13,088
611230 Courier Allocation	1,096	1,923	2,057	1,822
611250 Risk Management Allocation	4,423	4,879	5,975	5,298
611260 Human Resources Allocation	39,328	41,559	52,080	58,307
611300 Legal Services Allocation	11,109	13,384	12,277	7,523
611400 Information Tech Allocation	54,766	58,132	61,823	43,461
611410 FIMS Allocation	30,384	41,603	35,797	40,045
611420 Telecommunications Allocation	4,693	4,849	2,756	2,218
611430 Technology Solution Allocation	53,391	52,384	61,203	34,076
611600 Finance Allocation	36,870	47,987	55,163	51,563
611800 MCBEE Allocation	95	78	17,373	22,177
612100 IT Equipment Use Charges	10,947	11,150	5,265	8,957
614100 Liability Insurance Allocation	9,800	16,500	17,800	24,400
614200 WC Insurance Allocation	7,000	7,900	9,100	9,300
Administrative Charges Total	293,658	337,606	384,607	370,295

MARION COUNTY FY 2024-25 BUDGET

BY DEPARTMENT

PUBLIC WORKS

330 - Building Inspection	Actual FY 21-22	Actual FY 22-23	Budget FY 23-24	Proposed FY 24-25
Transfers Out				
561595 Transfer to Fleet Management	11,555	0	0	0
Transfers Out Total	11,555	0	0	0
Contingency				
571010 Contingency	0	0	1,000,000	1,000,000
Contingency Total	0	0	1,000,000	1,000,000
Ending Fund Balance				
573010 Unapprop Ending Fund Balance	0	0	5,515,264	5,871,508
Ending Fund Balance Total	0	0	5,515,264	5,871,508
Building Inspection Total	3,709,192	3,798,543	11,037,196	11,457,989
510 - Environmental Services	Actual FY 21-22	Actual FY 22-23	Budget FY 23-24	Proposed FY 24-25
Personnel Services				
Salaries and Wages				
511110 Regular Wages	1,203,877	1,311,959	1,889,777	1,889,132
511115 Pandemic Recognition Pay	39,750	0	0	0
511120 Temporary Wages	63,935	42,631	108,742	96,522
511130 Vacation Pay	69,756	88,738	0	0
511140 Sick Pay	56,443	63,314	0	0
511141 Emergency Sick Pay	13,822	0	0	0
511150 Holiday Pay	84,444	89,928	0	0
511160 Comp Time Pay	24,390	26,502	0	0
511210 Compensation Credits	11,977	13,387	12,703	13,220
511220 Pager Pay	1,000	500	0	0
511240 Leave Payoff	6,743	15,681	0	0
511290 Health Insurance Waiver Pay	1,143	4,814	2,400	2,400
511420 Premium Pay	64,967	55,103	64,827	67,523
511450 Premium Pay Temps	1,663	1,042	0	0
Salaries and Wages Total	1,643,911	1,713,598	2,078,449	2,068,797
Fringe Benefits				
512010 Fringe Benefits Budget Only	0	0	24,958	26,671
512110 PERS	330,594	359,336	503,412	500,322
512120 401K	7,963	9,050	9,594	9,843
512130 PERS Debt Service	87,476	114,293	92,627	112,070
512200 FICA	117,704	128,162	153,981	152,938
512300 Paid Leave Oregon	0	3,754	8,380	8,012
512310 Medical Insurance	443,291	467,309	551,196	555,589
512320 Dental Insurance	36,109	38,437	46,850	46,851
512330 Group Term Life Insurance	2,617	2,868	3,270	3,440
512340 Long Term Disability Insurance	5,252	5,708	6,810	7,167

MARION COUNTY FY 2024-25 BUDGET

BY DEPARTMENT

PUBLIC WORKS

510 - Environmental Services	Actual FY 21-22	Actual FY 22-23	Budget FY 23-24	Proposed FY 24-25
Personnel Services				
512400 Unemployment Insurance	4,959	5,024	2,855	2,857
512520 Workers Comp Insurance	572	567	1,127	1,127
512600 Wellness Program	1,026	1,087	1,260	1,260
512610 Employee Assistance Program	958	1,021	1,166	1,167
512700 County HSA Contributions	7,802	9,320	0	6,500
Fringe Benefits Total	1,046,324	1,145,935	1,407,486	1,435,814
Personnel Services Total	2,690,235	2,859,533	3,485,935	3,504,611
Materials and Services				
Supplies				
521010 Office Supplies	9,821	8,454	6,317	9,250
521030 Field Supplies	39,438	28,574	32,400	31,900
521050 Janitorial Supplies	548	2,315	3,000	3,800
521060 Electrical Supplies	8	0	0	0
521070 Departmental Supplies	2,591	1,851	2,000	2,400
521080 Food Supplies	272	48	0	0
521090 Uniforms and Clothing	3,607	0	0	0
521190 Publications	762	0	0	0
521210 Gasoline	7,550	10,274	7,346	15,700
521220 Diesel	81,956	87,732	80,270	80,700
521230 Propane	2,855	4,167	3,820	2,620
521240 Automotive Supplies	445	2,734	50	1,000
521241 Oil and Lubricants	6,962	5,199	6,050	6,050
521300 Safety Clothing	4,236	9,472	6,600	6,600
521310 Safety Equipment	3,294	2,118	4,000	3,850
Supplies Total	164,345	162,936	151,853	163,870
Materials				
522020 Crushed Rock	15,476	7,507	25,000	25,000
522030 Pipe	0	477	600	600
522060 Sign Materials	278	1,330	8,000	8,200
522080 Building Materials	367	0	0	0
522100 Parts	8,908	9,567	14,000	14,000
522110 Batteries	952	0	60	60
522120 Tires and Accessories	0	0	70,500	500
522140 Small Tools	512	1,200	1,500	1,900
522150 Small Office Equipment	1,510	3,217	4,350	6,250
522160 Small Departmental Equipment	5,032	1,742	2,200	4,000
522170 Computers Non Capital	750	1,761	6,330	12,562
522180 Software	391	592	1,350	850
Materials Total	34,177	27,394	133,890	73,922
Communications				
523010 Telephone Equipment	39	0	0	0

MARION COUNTY FY 2024-25 BUDGET

BY DEPARTMENT

PUBLIC WORKS

510 - Environmental Services	Actual FY 21-22	Actual FY 22-23	Budget FY 23-24	Proposed FY 24-25
Materials and Services				
523020 Phone and Communication Svcs	10,401	11,082	10,500	10,950
523040 Data Connections	480	1,280	480	7,500
523050 Postage	0	0	500	500
523060 Cellular Phones	5,288	4,723	4,240	5,900
523090 Long Distance Charges	68	11	150	150
523100 Radios and Accessories	321	78	0	0
Communications Total	16,597	17,174	15,870	25,000
Utilities				
524010 Electricity	35,256	46,081	39,000	42,000
524090 Garbage Disposal and Recycling	22,153	16,238	21,700	21,200
Utilities Total	57,409	62,319	60,700	63,200
Contracted Services				
525110 Consulting Services	85,760	166,206	130,000	138,000
525155 Credit Card Fees	146,346	147,411	175,000	205,000
525158 Armored Car Services	17,181	19,345	19,100	20,400
525185 Community Education Services	110,040	123,109	150,700	159,000
525235 Laboratory Services	3,668	6,720	8,100	7,000
525360 Public Works Services	629,283	713,133	656,210	1,355,101
525370 Stormwater Services	87,919	112,769	141,000	145,536
525405 Code Enforcement Services	72,820	75,487	67,734	79,039
525449 Microsoft 365	0	0	0	14,178
525450 Subscription Services	1,862	1,978	8,945	11,470
525510 Legal Services	0	4,499	30,000	30,000
525555 Security Services	1,440	0	0	0
525710 Printing Services	5,965	346	13,824	12,300
525715 Advertising	63,861	8,009	54,750	65,600
525735 Mail Services	1,886	2,702	2,000	900
525810 Waste to Energy Contract	5,043,611	3,394,053	4,828,905	3,739,637
525830 Transfer Station Contracts	8,321,409	8,807,202	8,553,912	8,777,512
525839 Grinding and Screening Service	231,528	110,043	190,000	120,000
525841 Leachate Disposal	258,724	1,116,259	1,145,540	1,172,160
525850 Litter Patrol Services	3,298	6,542	7,600	7,600
525861 Ash Hauling Services	912,049	724,930	1,019,822	993,513
525862 Tire Hauling Services	72,396	83,574	80,614	89,000
525870 Hazardous Waste Disposal	355,113	347,097	572,500	481,000
525871 Battery Recycling	112,123	62,298	107,300	112,500
525930 Fair Events and Activities	0	225	0	0
525999 Other Contracted Services	79,736	178,790	412,400	436,200
Contracted Services Total	16,618,018	16,212,729	18,375,956	18,172,646

MARION COUNTY FY 2024-25 BUDGET

BY DEPARTMENT

PUBLIC WORKS

510 - Environmental Services	Actual FY 21-22	Actual FY 22-23	Budget FY 23-24	Proposed FY 24-25
Materials and Services				
Repairs and Maintenance				
526011 Dept Equipment Maintenance	10,602	13,027	180,000	117,000
526012 Vehicle Maintenance	248,266	200,245	203,000	203,000
526014 Radio Maintenance	3,208	2,634	600	1,200
526021 Computer Software Maintenance	513	456	456	500
526030 Building Maintenance	13,997	21,035	30,000	31,600
526040 Remodels and Site Improvements	1,287	0	0	0
526050 Grounds Maintenance	147,931	124,459	224,000	214,700
Repairs and Maintenance Total	425,805	361,856	638,056	568,000
Rentals				
527110 Fleet Leases	24,091	20,928	31,389	35,993
527120 Motor Pool Mileage	396	1,235	1,000	1,000
527130 Parking	0	6	25	25
527200 Building Rental County	41,936	42,523	32,551	35,273
527300 Equipment Rental	31,314	12,654	43,498	34,128
Rentals Total	97,737	77,346	108,463	106,419
Insurance				
528415 First Party Property Claims	5,804	3,000	0	0
Insurance Total	5,804	3,000	0	0
Miscellaneous				
529110 Mileage Reimbursement	298	556	1,100	900
529120 Commercial Travel	0	1,785	3,450	6,400
529130 Meals	501	1,529	2,100	1,600
529140 Lodging	3,337	1,960	5,400	10,900
529210 Meetings	4,608	4,282	32,311	33,150
529220 Conferences	1,555	2,270	6,350	13,700
529230 Training	5,175	400	26,800	31,800
529300 Dues and Memberships	804	1,615	3,900	15,550
529590 Special Programs Other	0	0	153,000	153,000
529740 Fairs and Shows	36,306	41,681	75,000	73,000
529840 Professional Licenses	0	0	250	250
529850 Device Licenses	1,513	1,012	1,513	2,034
529860 Permits	3,814	49,823	24,704	24,704
529870 DEQ Tonnage Assessment	358,458	312,463	380,200	330,200
529910 Awards and Recognition	3,884	16,151	11,000	15,000
529999 Miscellaneous Expense	55	0	0	0
Miscellaneous Total	420,309	435,526	727,078	712,188
Materials and Services Total	17,840,202	17,360,280	20,211,866	19,885,245

MARION COUNTY FY 2024-25 BUDGET

BY DEPARTMENT

PUBLIC WORKS

510 - Environmental Services	Actual FY 21-22	Actual FY 22-23	Budget FY 23-24	Proposed FY 24-25
Administrative Charges				
611100 County Admin Allocation	126,810	123,153	165,834	161,541
611200 BS Admin Allocation	0	0	0	75,050
611230 Courier Allocation	1,498	2,644	2,698	2,310
611250 Risk Management Allocation	6,266	8,417	8,618	10,722
611260 Human Resources Allocation	53,750	57,177	68,331	73,958
611300 Legal Services Allocation	30,604	41,506	43,468	30,850
611400 Information Tech Allocation	245,040	245,200	301,683	198,686
611410 FIMS Allocation	228,632	239,932	223,355	229,630
611420 Telecommunications Allocation	20,995	20,429	13,531	10,086
611430 Technology Solution Allocation	238,548	220,667	299,511	155,341
611600 Finance Allocation	415,311	390,235	467,320	355,754
611800 MCBEE Allocation	709	448	87,397	103,620
612100 IT Equipment Use Charges	49,039	46,814	25,703	40,916
614100 Liability Insurance Allocation	12,600	19,400	25,300	47,400
614200 WC Insurance Allocation	11,200	22,700	13,500	20,800
Administrative Charges Total	1,441,002	1,438,722	1,746,249	1,516,664
Capital Outlay				
531300 Departmental Equipment Capital	0	576,682	2,431,062	807,834
531700 Computer Software Capital	0	0	122,100	122,100
532100 Automobiles	0	0	0	243,662
532400 Off Road Vehicles	323,876	486	0	0
534101 Building Design	0	0	1,500,000	1,980,000
534600 Site Improvements	57,684	217,976	761,100	806,500
535200 Purchased Land	0	0	10,000,000	10,000,000
Capital Outlay Total	381,560	795,143	14,814,262	13,960,096
Transfers Out				
561595 Transfer to Fleet Management	15,900	0	0	0
Transfers Out Total	15,900	0	0	0
Contingency				
571010 Contingency	0	0	2,750,000	3,340,000
Contingency Total	0	0	2,750,000	3,340,000
Ending Fund Balance				
573010 Unapprop Ending Fund Balance	0	0	12,074,177	12,334,263
Ending Fund Balance Total	0	0	12,074,177	12,334,263
Environmental Services Total	22,368,898	22,453,679	55,082,489	54,540,879

MARION COUNTY FY 2024-25 BUDGET

BY DEPARTMENT

PUBLIC WORKS

515 - Stormwater Management	Actual FY 21-22	Actual FY 22-23	Budget FY 23-24	Proposed FY 24-25
Personnel Services				
Salaries and Wages				
511110 Regular Wages	207,891	226,126	360,432	356,834
511115 Pandemic Recognition Pay	6,750	0	0	0
511120 Temporary Wages	0	1,843	20,977	20,935
511130 Vacation Pay	18,403	21,843	0	0
511140 Sick Pay	12,400	25,250	0	0
511141 Emergency Sick Pay	3,536	0	0	0
511150 Holiday Pay	15,924	17,027	0	0
511160 Comp Time Pay	1,358	754	0	0
511210 Compensation Credits	5,164	5,560	5,839	6,208
511240 Leave Payoff	2,505	2,201	0	0
511290 Health Insurance Waiver Pay	3,478	1,064	0	2,400
511420 Premium Pay	2,094	2,545	5,182	3,298
Salaries and Wages Total	279,503	304,212	392,430	389,675
Fringe Benefits				
512010 Fringe Benefits Budget Only	0	0	1,995	1,303
512110 PERS	63,799	69,368	96,812	96,595
512120 401K	1,215	1,266	1,306	1,441
512130 PERS Debt Service	15,058	19,700	17,813	21,638
512200 FICA	16,471	22,614	29,372	29,065
512300 Paid Leave Oregon	0	645	1,570	1,546
512310 Medical Insurance	51,191	73,219	99,396	81,972
512320 Dental Insurance	4,044	5,797	8,448	6,912
512330 Group Term Life Insurance	473	534	628	652
512340 Long Term Disability Insurance	974	1,091	1,304	1,356
512400 Unemployment Insurance	840	886	550	549
512520 Workers Comp Insurance	80	81	195	195
512600 Wellness Program	172	178	220	220
512610 Employee Assistance Program	160	167	204	204
512700 County HSA Contributions	0	1,300	0	1,300
Fringe Benefits Total	154,477	196,847	259,813	244,948
Personnel Services Total	433,980	501,059	652,243	634,623
Materials and Services				
Supplies				
521010 Office Supplies	15	32	61	60
521030 Field Supplies	9,420	8,248	4,800	4,800
521060 Electrical Supplies	6	0	0	0
521070 Departmental Supplies	0	100	0	0
521090 Uniforms and Clothing	585	0	600	700
521210 Gasoline	4,739	5,505	4,500	5,200
521220 Diesel	1,429	0	0	0

MARION COUNTY FY 2024-25 BUDGET

BY DEPARTMENT

PUBLIC WORKS

515 - Stormwater Management	Actual FY 21-22	Actual FY 22-23	Budget FY 23-24	Proposed FY 24-25
Materials and Services				
521240 Automotive Supplies	120	141	100	100
521241 Oil and Lubricants	97	80	50	50
521300 Safety Clothing	893	2,605	2,000	2,000
521310 Safety Equipment	2,055	403	0	0
Supplies Total	19,358	17,115	12,111	12,910
Materials				
522020 Crushed Rock	0	0	5,000	5,000
522030 Pipe	45	0	5,000	6,400
522060 Sign Materials	0	95	3,000	3,000
522070 Paint	0	24	0	0
522080 Building Materials	5,603	3,666	4,500	4,500
522090 Chemical Sprays	0	259	400	400
522100 Parts	1,649	44	1,000	1,000
522110 Batteries	0	4	50	50
522140 Small Tools	415	88	300	1,500
522150 Small Office Equipment	0	0	3,300	300
522160 Small Departmental Equipment	0	0	0	2,000
522170 Computers Non Capital	0	1,558	0	1,455
522180 Software	0	0	14,000	1,010
Materials Total	7,711	5,738	36,550	26,615
Communications				
523040 Data Connections	466	669	600	1,700
523060 Cellular Phones	2,309	2,416	2,160	2,500
Communications Total	2,774	3,085	2,760	4,200
Utilities				
524090 Garbage Disposal and Recycling	23,617	25,194	30,328	36,133
Utilities Total	23,617	25,194	30,328	36,133
Contracted Services				
525185 Community Education Services	650	1,000	6,700	6,700
525235 Laboratory Services	0	0	544	544
525360 Public Works Services	98,549	114,730	128,903	161,419
525449 Microsoft 365	0	0	0	2,694
525710 Printing Services	42	194	0	0
525715 Advertising	0	1,201	0	1,000
525999 Other Contracted Services	219,108	193,926	260,974	327,588
Contracted Services Total	318,349	311,050	397,121	499,945
Repairs and Maintenance				
526011 Dept Equipment Maintenance	417	2,516	3,000	3,500
526012 Vehicle Maintenance	4,237	978	1,000	1,000

MARION COUNTY FY 2024-25 BUDGET

BY DEPARTMENT

PUBLIC WORKS

515 - Stormwater Management	Actual FY 21-22	Actual FY 22-23	Budget FY 23-24	Proposed FY 24-25
Materials and Services				
526021 Computer Software Maintenance	3,466	3,261	3,500	3,000
526030 Building Maintenance	0	90	0	0
526061 Storm Drain Maintenance	0	1,597	3,000	3,000
Repairs and Maintenance Total	8,120	8,442	10,500	10,500
Rentals				
527110 Fleet Leases	9,696	10,428	10,837	11,474
527120 Motor Pool Mileage	82	259	200	200
527200 Building Rental County	9,095	8,429	7,403	7,949
527300 Equipment Rental	12,868	422	2,522	2,130
Rentals Total	31,741	19,537	20,962	21,753
Insurance				
528415 First Party Property Claims	213	0	0	0
Insurance Total	213	0	0	0
Miscellaneous				
529110 Mileage Reimbursement	0	183	250	250
529130 Meals	8	9	150	150
529140 Lodging	0	666	1,800	1,800
529210 Meetings	125	285	400	400
529220 Conferences	75	2,337	1,600	1,600
529230 Training	831	785	6,000	2,400
529300 Dues and Memberships	791	929	1,100	1,100
529840 Professional Licenses	425	0	800	800
529860 Permits	2,732	3,862	4,000	4,000
529880 Recording Charges	101	0	0	0
Miscellaneous Total	5,088	9,055	16,100	12,500
Materials and Services Total	416,972	399,215	526,432	624,556
Administrative Charges				
611100 County Admin Allocation	7,371	8,687	10,273	11,525
611200 BS Admin Allocation	0	0	0	3,728
611230 Courier Allocation	182	310	324	364
611250 Risk Management Allocation	790	800	1,000	975
611260 Human Resources Allocation	6,532	6,702	8,185	11,666
611300 Legal Services Allocation	0	21	388	414
611400 Information Tech Allocation	18,598	19,842	18,513	12,242
611410 FIMS Allocation	10,321	14,044	10,727	11,408
611420 Telecommunications Allocation	1,564	1,616	836	624
611430 Technology Solution Allocation	18,147	17,714	18,331	9,824
611600 Finance Allocation	23,862	23,998	25,183	17,100
611800 MCBEE Allocation	32	26	5,266	6,366
612100 IT Equipment Use Charges	3,738	3,717	1,575	2,543

MARION COUNTY FY 2024-25 BUDGET

BY DEPARTMENT

PUBLIC WORKS

515 - Stormwater Management	Actual FY 21-22	Actual FY 22-23	Budget FY 23-24	Proposed FY 24-25
Administrative Charges				
614100 Liability Insurance Allocation	1,800	2,700	2,900	4,200
614200 WC Insurance Allocation	1,200	1,300	1,600	2,000
Administrative Charges Total	94,137	101,476	105,101	94,979
Capital Outlay				
531300 Departmental Equipment Capital	63,258	0	0	0
532100 Automobiles	0	168,553	0	0
534600 Site Improvements	37,461	17,718	387,059	311,126
Capital Outlay Total	100,719	186,270	387,059	311,126
Contingency				
571010 Contingency	0	0	210,000	210,000
Contingency Total	0	0	210,000	210,000
Ending Fund Balance				
573010 Unapprop Ending Fund Balance	0	0	440,148	262,837
Ending Fund Balance Total	0	0	440,148	262,837
Stormwater Management Total	1,045,808	1,188,021	2,320,983	2,138,121
595 - Fleet Management	Actual FY 21-22	Actual FY 22-23	Budget FY 23-24	Proposed FY 24-25
Materials and Services				
Supplies				
521030 Field Supplies	70	205	0	0
521060 Electrical Supplies	0	17	0	0
521210 Gasoline	10,761	15,057	15,000	16,500
521240 Automotive Supplies	8	7	0	0
521241 Oil and Lubricants	0	9	0	0
521300 Safety Clothing	117	41	0	0
521310 Safety Equipment	331	30	0	0
Supplies Total	11,288	15,365	15,000	16,500
Materials				
522100 Parts	98	454	0	0
522110 Batteries	12	2	0	0
522140 Small Tools	43	114	0	0
Materials Total	153	570	0	0
Communications				
523100 Radios and Accessories	2,058	0	0	45,000
Communications Total	2,058	0	0	45,000
Contracted Services				
525360 Public Works Services	49,572	67,745	80,000	85,000
Contracted Services Total	49,572	67,745	80,000	85,000

MARION COUNTY FY 2024-25 BUDGET

BY DEPARTMENT

PUBLIC WORKS

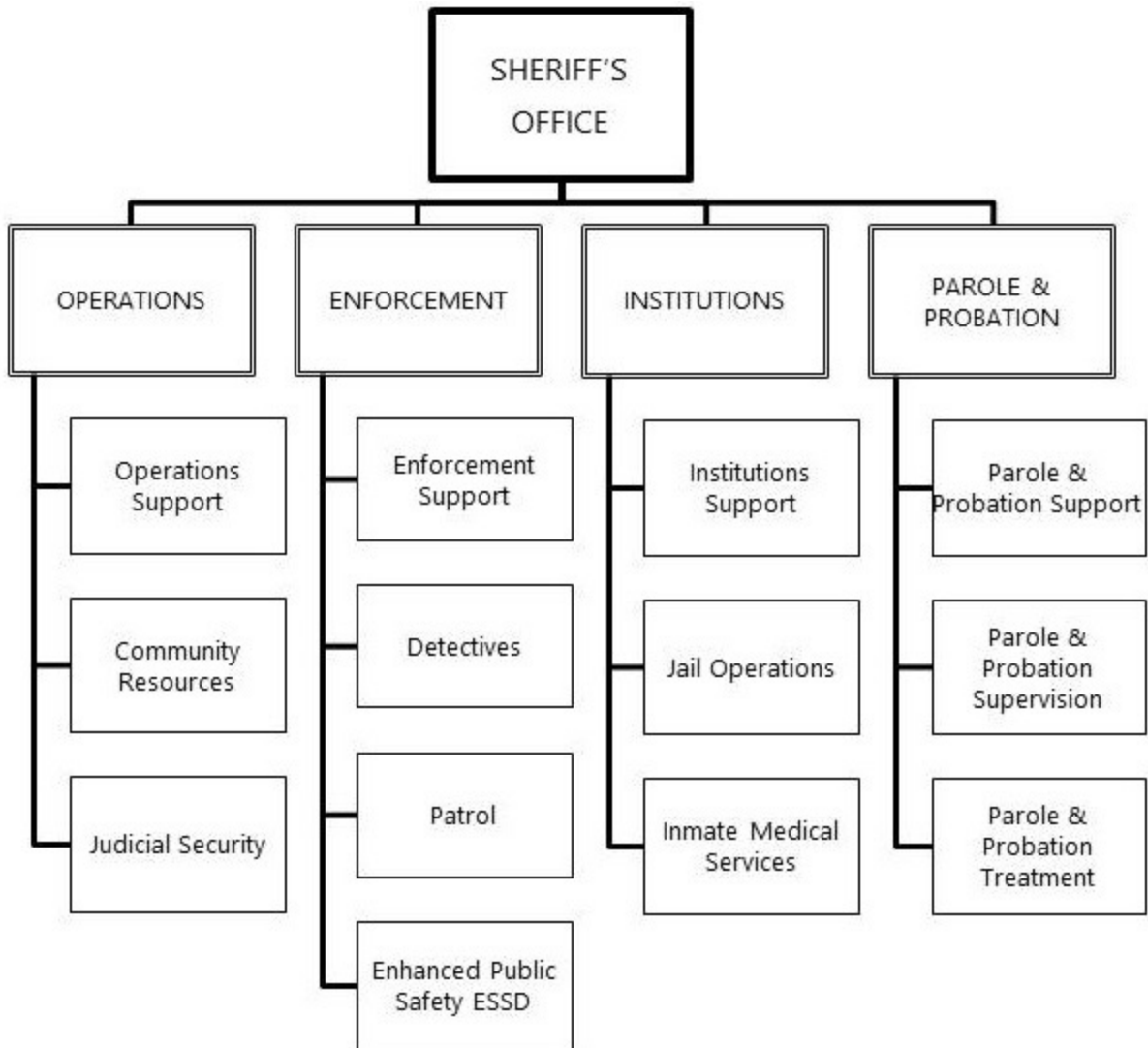
595 - Fleet Management	Actual FY 21-22	Actual FY 22-23	Budget FY 23-24	Proposed FY 24-25
Materials and Services				
Repairs and Maintenance				
526011 Dept Equipment Maintenance	43	0	0	0
526012 Vehicle Maintenance	361,440	444,137	545,000	580,000
526014 Radio Maintenance	113,586	138,026	75,000	75,000
Repairs and Maintenance Total	475,068	582,163	620,000	655,000
Rentals				
527140 County Parking	2,640	2,640	2,640	2,640
Rentals Total	2,640	2,640	2,640	2,640
Insurance				
528415 First Party Property Claims	0	3,000	0	0
Insurance Total	0	3,000	0	0
Miscellaneous				
529820 Vehicle Registration	2,438	3,886	5,250	0
Miscellaneous Total	2,438	3,886	5,250	0
Materials and Services Total	543,216	675,368	722,890	804,140
Administrative Charges				
611100 County Admin Allocation	3,238	3,193	3,127	3,935
611200 BS Admin Allocation	0	0	0	2,287
611250 Risk Management Allocation	605	659	200	157
611400 Information Tech Allocation	12,896	10,949	8,920	7,668
611410 FIMS Allocation	7,032	7,818	5,224	6,997
611420 Telecommunications Allocation	1,083	905	418	382
611430 Technology Solution Allocation	12,362	9,870	8,870	5,833
611600 Finance Allocation	13,118	12,130	10,760	12,875
611800 MCBEE Allocation	22	14	2,537	3,784
612100 IT Equipment Use Charges	2,581	2,124	746	1,548
614100 Liability Insurance Allocation	2,300	3,300	900	1,000
Administrative Charges Total	55,237	50,964	41,702	46,466
Capital Outlay				
532100 Automobiles	475,590	1,870,186	2,682,833	2,367,227
Capital Outlay Total	475,590	1,870,186	2,682,833	2,367,227
Contingency				
571010 Contingency	0	0	540,000	640,000
Contingency Total	0	0	540,000	640,000
Ending Fund Balance				
573010 Unapprop Ending Fund Balance	0	0	1,778,463	2,501,292
Ending Fund Balance Total	0	0	1,778,463	2,501,292
Fleet Management Total	1,074,043	2,596,518	5,765,888	6,359,125
Public Works Grand Total	71,076,753	83,592,219	206,322,897	228,008,111

MARION COUNTY FY 2024-25 BUDGET

BY DEPARTMENT

SHERIFF'S OFFICE

SHERIFF'S OFFICE



MISSION STATEMENT

The mission of the Marion County Sheriff's Office is to provide our community with compassionate, professional, and quality public safety services. The Sheriff's Office is committed to serving with integrity by demonstrating our values of Humility, Diligence, Courage, and Professionalism.

GOALS AND OBJECTIVES

- Goal 1 Strengthen our employee support system, with a focus on the involvement and well-being of staff.
 - Objective 1 Establish and sustain an organizational culture defined by our vision, mission, and values.
 - Objective 2 Expand outreach and community engagement to maintain transparency and build trust with the community.
 - Objective 3 Support the health and wellness of Sheriff's Office employees.

MARION COUNTY FY 2024-25 BUDGET

BY DEPARTMENT

SHERIFF'S OFFICE

- Goal 2 Pursue a safe and secure Marion County by enhancing our network of partnerships.
- Objective 1 Assess service needs and inventory current community provider network.
 - Objective 2 Leverage Sheriff's Office programs and partnerships to enhance community safety.
 - Objective 3 Enhance traffic safety program through educational opportunities and focusing on high-risk areas and behaviors.
- Goal 3 Focus resources to deliver consistent, responsive, and equitable services.
- Objective 1 Strengthen Sheriff's Office preparedness to serve the community during significant events and natural disasters.
 - Objective 2 Coordinate internal services with community partners to better serve individuals with medical, mental, and behavioral health needs.
 - Objective 3 Expand and restructure existing services to enhance livability by leveraging additional resources made available under HB 4002 from the 2024 legislative session.
- Goal 4 Increase our efficiency through effective communication, data informed decision making, and investing in technology.
- Objective 1 Develop a communications plan containing specific strategies for enhancing both internal and external communications.
 - Objective 2 Implement strategy to guide existing and future analytical capabilities.
 - Objective 3 Review equipment, resource, and training needs to maximize effectiveness, efficiency, and equity in our operations.
 - Objective 4 Prepare for the potential addition of a new collective bargaining unit which will include sworn supervisors as allowed by HB 4115 in the 2024 legislative session.
- Goal 5 Create a high performing organization by attracting a diverse, dedicated, and talented workforce.
- Objective 1 Identify the personnel needs of the Sheriff's Office over the next three to five years.
 - Objective 2 Recruit a diverse group of employees capable of meeting the needs of the community.
 - Objective 3 Encourage advancement and retention through ongoing employee development.

MARION COUNTY FY 2024-25 BUDGET

BY DEPARTMENT

SHERIFF'S OFFICE

DEPARTMENT OVERVIEW

The Marion County Sheriff's Office is a public safety organization that provides services to all residents within the county. These services are delivered through four divisions: Operations, Enforcement, Institutions, and Parole and Probation.

Operations provides judicial security (court security), civil process/service, criminal records entry, concealed handgun permits, code enforcement, crime prevention, and public information/social media management. Operations staff also carry out administrative functions including but not limited to payroll, human resources, recruitment, training, accounting, program analysis, certification, budget management, purchasing, contracts, grant management, property control, and professional standards.

Enforcement serves residents who live in rural areas, unincorporated cities (census designated places such as Brooks, Labish Village, etc.), contract cities, and those without local police protection. The services provided include patrol, traffic safety, criminal investigations, drug investigations, Law Enforcement Assisted Diversion, search and rescue, marine patrol, and law enforcement contracts.

Institutions operates the jail and transition center. The division fingerprints, photographs, and processes all offenders who are arrested and brought to the jail by law enforcement agencies operating within Marion County.

The jail facility houses pretrial, sanctioned, and sentenced adults in custody; and has two major functions: intake (booking/release) and housing. Intake provides the services of property inventory, identification (photographs and fingerprints), and records. Housing utilizes both the jail and transition center to house offenders that range in level from unclassified to maximum security. The jail provides services to adults in custody with special needs such as medical, mental health, Americans with Disabilities Act (ADA), Opioid use disorder (OUD), and disciplinary issues.

The transition center provides housing for minimum custody adults who are serving sanctions imposed by their probation/parole deputy, or offenders sentenced by the judicial system. Most adults in custody at the transition center facility participate in community work crews or projects. The transition center plays a significant role in holding adults in custody accountable while preparing them to transition back into the community through services and programs including pre-release reach-ins, transition planning, motivational and cognitive programming, education services, employment services; and referrals for treatment, housing, and transportation in the community post-release. Staff also help guide adults in custody to additional services provided on site by the De Muniz Resource Center. The Marion County Pretrial Release Program is also located in the transition center. The goal of the pretrial program is to promote future court appearances, enhance public safety, and provide the Court with practical, risk-based monitoring and support options for defendants that require oversight while on pretrial release.

Parole and Probation supervises and works to reintegrate clients located within county boundaries. Parole and Probation provides supervision, sanctions, contracted drug and alcohol treatment, contracted sex offender treatment, cognitive classes, employment coordination, and victim services. The primary goals of Parole and Probation are to reduce recidivism, reduce prison population, enhance public safety, and provide client accountability.

MARION COUNTY FY 2024-25 BUDGET

BY DEPARTMENT

SHERIFF'S OFFICE

RESOURCE AND REQUIREMENT SUMMARY

Sheriff's Office	FY 21-22 ACTUAL	FY 22-23 ACTUAL	FY 23-24 BUDGET	FY 24-25 PROPOSED	+/- %
RESOURCES					
Licenses and Permits	41,895	37,770	39,720	26,400	-33.5%
Intergovernmental Federal	1,985,254	755,263	286,838	182,101	-36.5%
Intergovernmental State	18,176,666	17,759,914	17,707,158	17,846,085	0.8%
Charges for Services	4,469,595	4,674,872	4,762,644	4,995,333	4.9%
Fines and Forfeitures	2,158,752	2,314,018	2,250,523	2,086,938	-7.3%
Interest	48,821	160,998	147,454	213,596	44.9%
Other Revenues	54,391	54,662	32,773	10,000	-69.5%
General Fund Transfers	38,148,964	42,003,784	50,357,429	51,782,337	2.8%
Other Fund Transfers	5,192,493	5,265,266	5,268,262	5,196,103	-1.4%
Settlements	0	4,128	0	0	n.a.
Financing Proceeds	31,376	0	0	0	n.a.
Net Working Capital	7,033,597	7,847,974	6,797,365	8,544,353	25.7%
TOTAL RESOURCES	77,341,803	80,878,649	87,650,166	90,883,246	3.7%
REQUIREMENTS					
Personnel Services					
Salaries and Wages	29,285,290	31,038,689	34,769,221	34,736,376	-0.1%
Fringe Benefits	17,386,873	18,463,599	21,678,656	22,754,277	5.0%
Total Personnel Services	46,672,163	49,502,288	56,447,877	57,490,653	1.8%
Materials and Services					
Supplies	1,411,846	1,437,867	1,618,333	1,690,948	4.5%
Materials	279,735	276,687	223,250	299,304	34.1%
Communications	305,044	339,676	337,116	342,143	1.5%
Utilities	717,575	810,885	872,601	929,507	6.5%
Contracted Services	5,647,856	6,005,195	7,312,699	7,398,332	1.2%
Repairs and Maintenance	410,396	481,707	530,555	581,621	9.6%
Rentals	1,126,735	1,210,171	1,545,463	1,592,966	3.1%
Insurance	30,435	37,467	22,481	38,767	72.4%
Miscellaneous	317,610	399,324	431,821	534,456	23.8%
Total Materials and Services	10,247,232	10,998,980	12,894,319	13,408,044	4.0%
Administrative Charges	7,390,750	8,296,948	9,627,151	10,238,988	6.4%
Capital Outlay	129,553	232,538	158,791	82,955	-47.8%
Debt Service Principal	70,361	0	0	0	n.a.
Debt Service Interest	3,900	(276)	0	0	n.a.
Transfers Out	4,979,973	5,050,803	4,891,272	4,626,878	-5.4%
Contingency	0	0	1,592,777	3,188,125	100.2%
Ending Fund Balance	0	0	2,037,979	1,847,603	-9.3%
TOTAL REQUIREMENTS	69,493,932	74,081,282	87,650,166	90,883,246	3.7%
FTE	357.50	377.50	376.50	375.50	-0.3%

MARION COUNTY FY 2024-25 BUDGET

BY DEPARTMENT

SHERIFF'S OFFICE

FUNDS

Fund Name	FY 21-22 ACTUAL	FY 22-23 ACTUAL	FY 23-24 BUDGET	FY 24-25 PROPOSED	% of Total
RESOURCES					
FND 100 General Fund	44,875,353	48,441,933	56,293,049	57,909,930	63.7%
FND 180 Community Corrections	19,776,126	20,741,099	20,519,796	22,795,729	25.1%
FND 245 Enhanced Public Safety ESSD	3,177,042	3,073,219	2,787,463	2,373,425	2.6%
FND 250 Sheriff Grants	5,754,606	5,166,642	4,782,349	4,413,266	4.9%
FND 255 Traffic Safety Team	2,575,882	2,413,742	2,307,130	2,429,167	2.7%
FND 290 Inmate Welfare	1,182,794	1,042,016	960,379	961,729	1.1%
TOTAL RESOURCES	77,341,803	80,878,649	87,650,166	90,883,246	100.0%
REQUIREMENTS					
FND 100 General Fund	44,875,457	48,441,933	56,293,049	57,909,930	63.7%
FND 180 Community Corrections	16,151,384	17,517,526	20,519,796	22,795,729	25.1%
FND 245 Enhanced Public Safety ESSD	1,785,528	1,914,901	2,787,463	2,373,425	2.6%
FND 250 Sheriff Grants	3,973,532	3,627,790	4,782,349	4,413,266	4.9%
FND 255 Traffic Safety Team	2,307,917	2,222,521	2,307,130	2,429,167	2.7%
FND 290 Inmate Welfare	400,115	356,612	960,379	961,729	1.1%
TOTAL REQUIREMENTS	69,493,932	74,081,282	87,650,166	90,883,246	100.0%

PROGRAMS

	FY 21-22 ACTUAL	FY 22-23 ACTUAL	FY 23-24 BUDGET	FY 24-25 PROPOSED	+/- %
RESOURCES					
SO Operations Support	7,433,466	7,888,927	9,118,210	9,300,435	2.0%
Community Resource Unit	1,314,986	1,341,999	1,542,499	1,292,308	-16.2%
Judicial Security	3,784,709	3,473,700	3,341,337	3,320,054	-0.6%
Enforcement Support	1,095,441	1,168,754	1,255,100	1,408,338	12.2%
Detectives	2,453,837	2,911,782	3,137,249	3,134,598	-0.1%
Patrol	12,316,129	12,811,195	14,461,840	14,577,665	0.8%
Enhanced Public Safety ESSD	3,177,042	3,073,219	2,787,463	2,373,425	-14.9%
Institutions Support	3,919,365	3,864,597	4,401,117	4,624,708	5.1%
Jail Operations	19,920,863	21,512,974	24,819,877	25,652,680	3.4%
Inmate Medical Services	2,719,290	3,084,589	3,405,813	3,599,430	5.7%
Parole and Probation Support	10,595,478	10,085,388	8,205,397	10,432,409	27.1%
Parole and Probation Supervsn	8,199,669	9,117,655	10,446,673	10,411,388	-0.3%
Parole and Probation Treatment	411,529	543,872	727,591	755,808	3.9%
TOTAL RESOURCES	77,341,803	80,878,649	87,650,166	90,883,246	3.7%
REQUIREMENTS					
SO Operations Support	6,788,206	7,100,300	9,118,210	9,300,435	2.0%
Community Resource Unit	1,241,431	1,267,178	1,542,499	1,292,308	-16.2%
Judicial Security	3,186,832	3,053,128	3,341,337	3,320,054	-0.6%
Enforcement Support	1,095,441	1,168,754	1,255,100	1,408,338	12.2%
Detectives	2,411,762	2,878,965	3,137,249	3,134,598	-0.1%
Patrol	11,786,736	12,418,527	14,461,840	14,577,665	0.8%
Enhanced Public Safety ESSD	1,785,528	1,914,901	2,787,463	2,373,425	-14.9%
Institutions Support	3,919,373	3,864,597	4,401,117	4,624,708	5.1%
Jail Operations	19,010,719	20,807,003	24,819,877	25,652,680	3.4%
Inmate Medical Services	2,719,290	3,084,589	3,405,813	3,599,430	5.7%
Parole and Probation Support	7,280,756	7,228,294	8,205,397	10,432,409	27.1%
Parole and Probation Supervsn	7,862,301	8,757,146	10,446,673	10,411,388	-0.3%
Parole and Probation Treatment	405,559	537,901	727,591	755,808	3.9%
TOTAL REQUIREMENTS	69,493,932	74,081,282	87,650,166	90,883,246	3.7%

MARION COUNTY FY 2024-25 BUDGET

BY DEPARTMENT

SHERIFF'S OFFICE

SO Operations Support Program

- Responsible for all administrative functions to include payroll, human resources, recruitment, training, accounting, program analysis, certification, budget management, purchasing, contracts, grant management, and property control.
- Processes and records all data generated by calls for service and investigations conducted by enforcement deputies including public information disclosure for records requests.
- Processes and serves all civil action/papers, completes court ordered property foreclosure sales, issues concealed handgun permits, and manages vehicle impound.
- Responsible for training and certification maintenance, policy/procedure management, and accreditation management.
- Provides public information through social media platforms including current events and information impacting the community.

Program Summary

Sheriff's Office

Program: SO Operations Support

	FY 21-22 ACTUAL	FY 22-23 ACTUAL	FY 23-24 BUDGET	FY 24-25 PROPOSED	+/- %
RESOURCES					
Intergovernmental Federal	102,443	19,690	14,599	14,736	0.9%
Intergovernmental State	1,001,567	1,001,567	1,109,831	1,164,822	5.0%
Charges for Services	525,667	694,585	636,045	712,250	12.0%
Other Revenues	1,881	9,499	0	0	n.a.
General Fund Transfers	5,291,530	5,468,023	6,514,838	6,508,555	-0.1%
Other Fund Transfers	(29,972)	50,299	0	69,312	n.a.
Financing Proceeds	2,399	0	0	0	n.a.
Net Working Capital	537,952	645,264	842,897	830,760	-1.4%
TOTAL RESOURCES	7,433,466	7,888,927	9,118,210	9,300,435	2.0%
REQUIREMENTS					
Personnel Services	3,723,731	3,774,504	4,461,633	4,354,820	-2.4%
Materials and Services	2,185,658	2,356,675	2,733,957	2,877,162	5.2%
Administrative Charges	871,339	969,125	1,048,456	1,108,728	5.7%
Capital Outlay	2,399	0	0	0	n.a.
Debt Service Principal	4,990	0	0	0	n.a.
Debt Service Interest	89	(4)	0	0	n.a.
Contingency	0	0	149,800	205,087	36.9%
Ending Fund Balance	0	0	724,364	754,638	4.2%
TOTAL REQUIREMENTS	6,788,206	7,100,300	9,118,210	9,300,435	2.0%
FTE	30.60	31.60	31.60	30.60	-3.2%

FTE By Position Title By Program

Program: SO Operations Support	
Position Title	FTE
Accounting Specialist	1.00
Administrative Assistant	3.00
Administrative Services Manager Sr	1.00
Budget Analyst 1	1.00

MARION COUNTY FY 2024-25 BUDGET
BY DEPARTMENT
SHERIFF'S OFFICE

Program: SO Operations Support	
Position Title	FTE
Budget Analyst 2	1.00
Chief Civil Supervisor	1.00
Deputy Sheriff - Enforcement	3.00
Deputy Sheriff - Enforcement (Bilingual)	1.00
Division Commander	1.00
Management Analyst 1	2.00
Management Analyst 1 (Confidential)	1.00
Management Analyst 2	1.00
Office Specialist 2 (Sheriff's Office)	1.60
Property Specialist (Sheriff's Office)	1.00
Sheriff	1.00
Support Services Technician	8.00
Support Services Technician (Bilingual)	1.00
Undersheriff	1.00
Program SO Operations Support FTE Total:	30.60

- There are 0.5 FTE in temporary deputies in this program.

FTE Changes

1.00 FTE lieutenant moved to the Enforcement Support Program.

SO Operations Support Program Budget Justification

RESOURCES

Intergovernmental Federal remains fairly consistent and includes Justice Assistance Grants as allocated by the Bureau of Justice Assistance and civil service for the Oregon Department of Justice.

Intergovernmental State is Community Corrections funds which decreased for decreases in Requirements.

Charges for Service increased for Concealed Handgun License renewals with an offsetting decrease for civil process fees caused by court-ordered fee waivers and decreased Sheriff property sales.

General Fund Transfers increased due to increases in Requirements.

Other Fund Transfers increased in the Traffic Safety Team fund for revenue previously budgeted from Traffic Safety Team in Net Working Capital.

Net Working Capital is primarily in Concealed Handgun Licensing with a projected increase; and offsetting decreases for revenue previously budgeted from Traffic Safety Team which is now in transfers.

REQUIREMENTS

Personnel Services decreased due to 1.0 FTE lieutenant moving to the Enforcement Support Program with offsetting increases for normal step and related fringe benefit increases.

Materials and Services increased related to direct charges previously captured in administrative charges for Microsoft 365 and computer replacements, and for furniture replacements, awards and recognition based on prior year spending, ammunition for new hire deputy training, uniforms and clothing for new hires and increased replacement costs, pre-employment testing based on prior year spending; with offsetting decreases for digital marketing related to recruitment being reallocated to another program, and reduced radio maintenance related to planned replacements.

Contingency is budgeted for unanticipated program expenditures.

MARION COUNTY FY 2024-25 BUDGET

BY DEPARTMENT

SHERIFF'S OFFICE

Community Resource Unit Program

- Participates in Neighborhood Watch programs and provides resources for citizens who want to organize efforts to prevent crime in their neighborhoods.
- Provides crisis outreach resources and Crisis Intervention Training for area law enforcement agencies.
- Manages alarm permits including education to residents, business owners, and security vendors regarding Marion County's Alarm Ordinance.
- Provides Code Enforcement by responding to complaints and concerns, and by initiating cases for violations regarding county ordinances; i.e., graffiti, tall grass and weeds, building code violations, abandoned vehicles, illegal dumping, etc.

Program Summary

Sheriff's Office

Program: Community Resource Unit

	FY 21-22 ACTUAL	FY 22-23 ACTUAL	FY 23-24 BUDGET	FY 24-25 PROPOSED	+/- %
RESOURCES					
Licenses and Permits	41,895	37,770	39,720	26,400	-33.5%
Intergovernmental Federal	17,892	0	0	0	n.a.
Charges for Services	343,998	348,077	348,565	217,362	-37.6%
Other Revenues	217	3	0	0	n.a.
General Fund Transfers	818,885	832,870	1,014,999	992,641	-2.2%
Other Fund Transfers	(45,902)	45,596	64,394	0	-100.0%
Settlements	0	4,128	0	0	n.a.
Financing Proceeds	601	0	0	0	n.a.
Net Working Capital	137,400	73,556	74,821	55,905	-25.3%
TOTAL RESOURCES	1,314,986	1,341,999	1,542,499	1,292,308	-16.2%
REQUIREMENTS					
Personnel Services	956,767	977,602	1,150,336	1,003,088	-12.8%
Materials and Services	106,872	119,115	142,974	95,248	-33.4%
Administrative Charges	173,644	170,462	191,855	168,635	-12.1%
Capital Outlay	601	0	0	0	n.a.
Debt Service Principal	3,520	0	0	0	n.a.
Debt Service Interest	28	0	0	0	n.a.
Contingency	0	0	57,334	25,337	-55.8%
TOTAL REQUIREMENTS	1,241,431	1,267,179	1,542,499	1,292,308	-16.2%
FTE	8.40	8.40	8.40	7.40	-11.9%

FTE By Position Title By Program

Program: Community Resource Unit	
Position Title	FTE
Code Enforcement Officer	3.00
Deputy Sheriff - Enforcement	1.00
Deputy Sheriff - P & P - Advanced	1.00
Office Specialist 2 (Sheriff's Office)	0.40
Office Specialist 3 (Sheriff's Office)	1.00

MARION COUNTY FY 2024-25 BUDGET
BY DEPARTMENT
SHERIFF'S OFFICE

Program: Community Resource Unit	
Position Title	FTE
Sergeant	1.00
Program Community Resource Unit FTE Total:	7.40

- There are 0.5 FTE temporary employees in this program.

FTE Changes

There is a reduction of 1.00 FTE from the Mobile Crisis Team previously funded by a contract with Marion County Health and Human Services.

Community Resource Unit Program Budget Justification

RESOURCES

Licenses and Permits includes revenue for alarm permits with reduced revenue due to fewer anticipated renewals.

Charges for Services includes alarm fees, code enforcement services, and the Mobile Crisis Team. The primary cause of the decrease is the end of the Mobile Crisis Team contract with Marion County Health and Human Services (MCHHS). Code enforcement services increased due to increases in requirements. False alarm fees decreased due to lower anticipated alarm usage.

General Fund Transfers decreased due to decreases in Requirements.

Other Fund Transfers decreased due to Traffic Safety Team no longer needing to fund the Mobile Crisis Team costs not covered by the contract in prior fiscal years.

Net Working Capital is in Alarms and estimated based on current projections.

REQUIREMENTS

Personnel Services decreased due to 1.00 FTE deputy reduction from the Mobile Crisis Team previously funded by a contract with MCHHS as described in Resources, with offsetting increases for normal step and related fringe benefit increases.

Materials and Services decreased primarily due to materials and services associated with the Mobile Crisis Unit contract ending as described above.

Contingency is budgeted for unanticipated program expenditures.

MARION COUNTY FY 2024-25 BUDGET

BY DEPARTMENT

SHERIFF'S OFFICE

Judicial Security Program

- Provides courtroom and judicial security for courtrooms within the county for criminal, civil, and domestic relations hearings. Services are provided at Circuit Court facilities located in the Marion County Courthouse, the Jail Annex, and the Marion County Juvenile facility.
- Provides transports between multiple correctional facilities including the Oregon Department of Corrections, Oregon State Hospital (OSH), and Oregon Youth Authority.
- Provides security for pretrial and sentenced individuals involved in medical emergencies during court proceedings.
- Provides adult and juvenile threat assessment services for partner agencies throughout the county. Also provides security audits and safety plans for county buildings.

Program Summary

Sheriff's Office

Program: Judicial Security

	FY 21-22 ACTUAL	FY 22-23 ACTUAL	FY 23-24 BUDGET	FY 24-25 PROPOSED	+/- %
RESOURCES					
Intergovernmental Federal	56,981	0	0	0	n.a.
Intergovernmental State	874,521	146,786	0	0	n.a.
Charges for Services	476	7,283	0	0	n.a.
General Fund Transfers	2,452,129	2,721,753	2,920,765	2,941,332	0.7%
Financing Proceeds	745	0	0	0	n.a.
Net Working Capital	399,856	597,878	420,572	378,722	-10.0%
TOTAL RESOURCES	3,784,709	3,473,700	3,341,337	3,320,054	-0.6%
REQUIREMENTS					
Personnel Services	2,767,609	2,553,098	2,466,976	2,474,051	0.3%
Materials and Services	100,908	106,928	99,113	319,463	222.3%
Administrative Charges	315,119	393,102	398,913	424,404	6.4%
Capital Outlay	745	0	0	0	n.a.
Debt Service Principal	2,424	0	0	0	n.a.
Debt Service Interest	26	0	0	0	n.a.
Contingency	0	0	196,543	102,136	-48.0%
Ending Fund Balance	0	0	179,792	0	-100.0%
TOTAL REQUIREMENTS	3,186,832	3,053,129	3,341,337	3,320,054	-0.6%
FTE	16.00	15.00	14.00	14.00	0.0%

FTE By Position Title By Program

Program: Judicial Security	
Position Title	FTE
Deputy Sheriff - Enforcement	3.00
Deputy Sheriff - Enforcement (Bilingual)	1.00
Deputy Sheriff - Institutions	9.00
Sergeant	1.00
Program Judicial Security FTE Total:	14.00

- There are 2.32 FTE in temporary deputies in this program.

MARION COUNTY FY 2024-25 BUDGET

BY DEPARTMENT

SHERIFF'S OFFICE

FTE Changes

There are no FTE changes for this program.

Judicial Security Program Budget Justification

RESOURCES

General Fund Transfers increased due to increases in Requirements.

Net Working Capital decreased as the Sheriff's Office is utilizing carry-over funding from the Oregon State Hospital contract for transport services.

REQUIREMENTS

Personnel Services increased for normal step and related fringe benefit increases with offset salary savings related to attrition.

Materials and Services increased primarily due to the public safety assessment consulting services and recruitment-related digital marketing services being allocated to carry-over funds.

Contingency is budgeted for unanticipated program expenditures.

Ending Fund Balance decreased as the Sheriff's Office is utilizing carry-over funding from the Oregon State Hospital contract for transport services.

MARION COUNTY FY 2024-25 BUDGET

BY DEPARTMENT

SHERIFF'S OFFICE

Enforcement Support Program

- Provides oversight of Enforcement Division functions.
- Ensures compliance with Oregon Accreditation Alliance regarding enforcement policy and procedures.
- Conducts professional standards investigations and inquiries as necessary.

Program Summary

Sheriff's Office

Program: Enforcement Support

	FY 21-22 ACTUAL	FY 22-23 ACTUAL	FY 23-24 BUDGET	FY 24-25 PROPOSED	+/- %
RESOURCES					
Intergovernmental Federal	10,168	0	0	0	n.a.
Charges for Services	2,718	2,891	0	0	n.a.
General Fund Transfers	1,082,555	1,165,862	1,255,100	1,408,338	12.2%
TOTAL RESOURCES	1,095,441	1,168,754	1,255,100	1,408,338	12.2%
REQUIREMENTS					
Personnel Services	821,361	846,189	906,860	1,045,112	15.2%
Materials and Services	162,922	170,892	185,096	173,668	-6.2%
Administrative Charges	111,158	151,672	163,144	189,558	16.2%
TOTAL REQUIREMENTS	1,095,441	1,168,754	1,255,100	1,408,338	12.2%
FTE	3.90	3.90	3.90	4.90	25.6%

FTE By Position Title By Program

Program: Enforcement Support	
Position Title	FTE
Division Commander	1.00
Lieutenant	2.90
Sergeant	1.00
Program Enforcement Support FTE Total:	4.90

FTE Changes

There is an increase of 1.00 FTE lieutenant which was moved from the SO Operations Support Program.

Enforcement Support Program Budget Justification

RESOURCES

General Fund Transfers increased due to increases in Requirements.

REQUIREMENTS

Personnel Services increased due to 1.0 FTE lieutenant moving from the SO Operations Support Program and for normal step and related fringe benefit increases.

Materials and Services decreased related to a review of communication lines for radio services and a review of data connections with offsetting increases due to utilities.

MARION COUNTY FY 2024-25 BUDGET

BY DEPARTMENT

SHERIFF'S OFFICE

Detectives Program

- Provides investigative services in the areas of computer forensics, homicides, serious assaults, missing persons, sex offenses, organized crime, and robberies.
- Investigates incidents that result in injury or death to an officer. As mandated by Senate Bill 111, investigates incidents where officers/deputies are involved in the use of deadly force.
- Provides specially trained investigators in domestic violence and crimes against children.
- Provides technical assistance and serves as a resource to agencies and investigative units within Marion County.
- Focuses on community livability concerns, education, outreach, and community engagement.
- Manages and stores evidence and property collected by Marion County deputies.

Program Summary

Sheriff's Office	Program: Detectives				
	FY 21-22 ACTUAL	FY 22-23 ACTUAL	FY 23-24 BUDGET	FY 24-25 PROPOSED	+/- %
RESOURCES					
Intergovernmental Federal	39,146	0	0	0	n.a.
Intergovernmental State	27,291	27,291	30,304	31,302	3.3%
Charges for Services	1,944	4,768	0	0	n.a.
General Fund Transfers	2,325,958	2,841,012	3,074,128	3,079,532	0.2%
Other Fund Transfers	(999)	(3,365)	0	0	n.a.
Financing Proceeds	11,995	0	0	0	n.a.
Net Working Capital	48,502	42,077	32,817	23,764	-27.6%
TOTAL RESOURCES	2,453,837	2,911,782	3,137,249	3,134,598	-0.1%
REQUIREMENTS					
Personnel Services	1,960,842	2,344,615	2,494,243	2,466,463	-1.1%
Materials and Services	153,306	172,045	218,509	244,858	12.1%
Administrative Charges	279,205	362,306	399,783	415,562	3.9%
Capital Outlay	11,995	0	17,000	0	-100.0%
Debt Service Principal	6,384	0	0	0	n.a.
Debt Service Interest	29	(1)	0	0	n.a.
Contingency	0	0	7,714	7,715	0.0%
TOTAL REQUIREMENTS	2,411,762	2,878,965	3,137,249	3,134,598	-0.1%
FTE	15.00	15.00	15.00	15.00	0.0%

FTE By Position Title By Program

Program: Detectives	
Position Title	FTE
Administrative Services Manager (Evidence)	1.00
Crime Data Analyst	1.00
Deputy Sheriff - Enforcement	8.00
Deputy Sheriff - Enforcement (Bilingual)	2.00
Evidence Technician	2.00
Sergeant	1.00
Program Detectives FTE Total:	15.00

MARION COUNTY FY 2024-25 BUDGET
BY DEPARTMENT
SHERIFF'S OFFICE

FTE Changes

There are no FTE changes for this program.

Detectives Program Budget Justification

RESOURCES

Intergovernmental State is Community Corrections funding for a portion of an evidence officer which increased due to increases in Requirements.

General Fund Transfers increased due to increases in Requirements.

Net Working Capital decreased due to reduced carry-over from federal and civil forfeiture funds.

REQUIREMENTS

Personnel Services decreased due to salary savings related to attrition, with offsetting increases for normal step and related fringe benefit increases.

Materials and Services increased for an upgraded investigative software which unlocks cell phones, and due to fleet leases; offset by decreases due to one-time small departmental equipment and computers purchased in the prior year.

Capital Outlay decreased for a one-time purchase of an unmanned aerial system in for use during investigations in the prior year which was split between the Detectives and Patrol programs.

Contingency is budgeted for unanticipated program expenditures.

MARION COUNTY FY 2024-25 BUDGET

BY DEPARTMENT

SHERIFF'S OFFICE

Patrol Program

- Provides criminal and traffic law enforcement services 24 hours a day, seven days a week for residents in rural areas, unincorporated communities, and cities without dedicated police coverage or less than 24-hour law enforcement response services.
- Supports and assists various police agencies within Marion County on calls for service or investigations when requested.
- Provides Search and Rescue, Canine Teams, Reserve Program, Marine Patrol, and Special Weapons and Tactics Team (SWAT).
- Reduces motor vehicle crashes, injuries and fatalities through enforcement, education, and engineering efforts by the self-funded Traffic Safety Team, in collaboration with agency partners.
- Utilizes specialized investigators to reconstruct and investigate serious person crimes and/or fatal motor vehicle crashes.
- Provides contracted law enforcement services for cities, and other public entities for special events.
- The Law Enforcement Assisted Diversion (LEAD) diverts clients experiencing substance use issues to community-based resources rather than the criminal justice system.

Program Summary

Sheriff's Office

Program: Patrol

	FY 21-22 ACTUAL	FY 22-23 ACTUAL	FY 23-24 BUDGET	FY 24-25 PROPOSED	+/- %
RESOURCES					
Intergovernmental Federal	668,856	317,249	262,639	83,411	-68.2%
Intergovernmental State	186,261	355,597	215,025	222,976	3.7%
Charges for Services	903,060	1,047,572	1,262,992	1,281,262	1.4%
Fines and Forfeitures	2,158,752	2,314,018	2,250,523	2,086,938	-7.3%
Interest	9,351	26,879	6,280	15,243	142.7%
Other Revenues	51,294	43,145	31,128	10,000	-67.9%
General Fund Transfers	7,398,990	8,004,885	9,833,798	10,097,777	2.7%
Other Fund Transfers	235,807	172,369	261,058	192,176	-26.4%
Financing Proceeds	2,062	0	0	0	n.a.
Net Working Capital	701,697	529,480	338,397	587,882	73.7%
TOTAL RESOURCES	12,316,129	12,811,195	14,461,840	14,577,665	0.8%
REQUIREMENTS					
Personnel Services	8,493,497	8,879,987	10,202,347	10,590,382	3.8%
Materials and Services	1,718,709	1,606,807	2,070,499	2,002,936	-3.3%
Administrative Charges	1,244,862	1,432,804	1,734,558	1,749,586	0.9%
Capital Outlay	4,883	196,044	124,386	0	-100.0%
Debt Service Principal	14,055	0	0	0	n.a.
Debt Service Interest	1,181	(88)	0	0	n.a.
Transfers Out	309,549	302,973	264,394	0	-100.0%
Contingency	0	0	65,656	234,761	257.6%
TOTAL REQUIREMENTS	11,786,736	12,418,527	14,461,840	14,577,665	0.8%
FTE	60.10	67.10	67.10	67.10	0.0%

MARION COUNTY FY 2024-25 BUDGET

BY DEPARTMENT

SHERIFF'S OFFICE

FTE By Position Title By Program

Program: Patrol	
Position Title	FTE
Addiction Recovery Mentor	5.00
Deputy Sheriff - Enforcement	52.00
Lieutenant	0.10
Program Coordinator 2	1.00
Sergeant	8.00
Support Services Technician (Bilingual)	1.00
Program Patrol FTE Total:	67.10

- There are 0.17 FTE in temporary employees in this program for Marine Patrol.

FTE Changes

There are no FTE changes for this program.

Patrol Program Budget Justification

RESOURCES

Intergovernmental Federal decreased due to the completion of a Bureau of Justice Assistance grant which funded enhancements to LEAD, for a reduced contract for law enforcement services with the Bureau of Land Management, and for traffic safety grants which expire in September of 2024.

Intergovernmental State increased related to contracts for service with the Marine Board and Oregon Parks and Recreation Department for patrol services.

Charges for Services increased related to contracts for law enforcement services due to increases in Requirements with an offsetting decrease in impound towing fees based on projections.

Fines and Forfeitures for traffic fines decreased based on projections.

Other Revenues decreased for K9 donations compared to prior year related to an actual donation received, and for lower anticipated search and rescue donations.

General Fund Transfers increased due to increases in Requirements.

Other Fund Transfers decreased related to a new transfer of resources from this program to the SO Operations Support program which was previously entered as Net Working Capital; with offsetting increases for Title III funding, which increased due to increases in Requirements.

Net Working Capital increased primarily in the Traffic Safety Team Fund due to vacancy savings and due to Traffic Safety Team no longer funding Mobile Crisis Team costs.

REQUIREMENTS

Personnel Services increased for normal step and related fringe benefit increases.

Materials and Services decreased for client assistance related to LEAD based on anticipated spending, and the purchase of a K-9 in prior year; and offsetting increases related to direct charges previously captured in administrative charges for Microsoft 365 and computer replacements, for fleet leases, and software related to the unmanned aerial system purchased in the prior year.

Capital Outlay decreased for a one-time purchase of 3D scanner for crash investigations and for the purchase of an unmanned aerial system in the prior year.

Transfers Out decreased including the elimination of the transfer to the Justice Courts and for personnel in the Mobile Crisis Team as mentioned above.

Contingency is budgeted for unanticipated program expenditures.

MARION COUNTY FY 2024-25 BUDGET

BY DEPARTMENT

SHERIFF'S OFFICE

Enhanced Public Safety ESSD Program

- Provides criminal and traffic law enforcement services 24 hours a day, seven days a week for the Enhanced Public Safety East Salem Service District (ESSD).
- Provides traffic enforcement and conducts community awareness/education presentations to reduce motor vehicle crashes, injuries, and fatalities.
- Provides enhanced community engagement opportunities through community policing concepts.
- Participates in proactive policing through researched and planned enforcement operations.

Program Summary

Sheriff's Office

Program: Enhanced Public Safety ESSD

	FY 21-22 ACTUAL	FY 22-23 ACTUAL	FY 23-24 BUDGET	FY 24-25 PROPOSED	+/- %
RESOURCES					
Intergovernmental Federal	29,930	0	0	0	n.a.
Charges for Services	1,609,988	1,663,758	1,601,767	1,601,767	0.0%
Interest	7,759	17,947	27,378	22,294	-18.6%
Net Working Capital	1,529,365	1,391,514	1,158,318	749,364	-35.3%
TOTAL RESOURCES	3,177,042	3,073,219	2,787,463	2,373,425	-14.9%
REQUIREMENTS					
Personnel Services	1,357,174	1,456,629	1,500,235	1,579,472	5.3%
Materials and Services	301,459	305,254	325,159	346,320	6.5%
Administrative Charges	126,838	153,018	170,833	189,253	10.8%
Debt Service Principal	58	0	0	0	n.a.
Contingency	0	0	278,746	237,343	-14.9%
Ending Fund Balance	0	0	512,490	21,037	-95.9%
TOTAL REQUIREMENTS	1,785,528	1,914,901	2,787,463	2,373,425	-14.9%
FTE	10.00	10.00	10.00	10.00	0.0%

FTE By Position Title By Program

Program: Enhanced Public Safety ESSD	
Position Title	FTE
Deputy Sheriff - Enforcement	10.00
Program Enhanced Public Safety ESSD FTE Total:	10.00

FTE Changes

There are no FTE changes for this program.

Enhanced Public Safety ESSD Program Budget Justification

RESOURCES

Charges for Services are fee assessments to dwellings and properties for public safety services specific to the communities of Hayesville and Four Corners and are estimated to remain consistent.

Interest decreased due to lower anticipated net working capital to invest.

Net Working Capital decreased due to increased personnel costs in the prior year.

REQUIREMENTS

Personnel Services increased for normal step and related fringe benefit increases.

MARION COUNTY FY 2024-25 BUDGET

BY DEPARTMENT

SHERIFF'S OFFICE

Materials and Services increased primarily due to fleet leases, firearms, and related to direct charges previously captured in administrative charges for Microsoft 365 and computer replacements.

Contingency is budgeted for unanticipated program expenditures.

MARION COUNTY FY 2024-25 BUDGET

BY DEPARTMENT

SHERIFF'S OFFICE

Institutions Support Program

- Provides overall support to the jail facility including records and warrants services, court desk services, and administrative support.
- Manages and performs all records functions associated with lodging and releasing adults in custody. Services include data entry when people are booked into the jail and transition center, and tracking sentenced adults in custody.
- Enters and maintains warrants, no contact orders, and all restraining orders.
- Determines release dates and arranges for transports to and from correctional facilities throughout the Northwest region.

Program Summary

Sheriff's Office

Program: Institutions Support

	FY 21-22 ACTUAL	FY 22-23 ACTUAL	FY 23-24 BUDGET	FY 24-25 PROPOSED	+/- %
RESOURCES					
Intergovernmental Federal	63,409	0	0	0	n.a.
Charges for Services	344	1,716	0	0	n.a.
General Fund Transfers	3,755,652	3,770,059	4,308,295	4,531,886	5.2%
Other Fund Transfers	92,822	92,822	92,822	92,822	0.0%
Financing Proceeds	7,138	0	0	0	n.a.
TOTAL RESOURCES	3,919,365	3,864,597	4,401,117	4,624,708	5.1%
REQUIREMENTS					
Personnel Services	2,671,541	2,503,651	2,981,943	3,119,189	4.6%
Materials and Services	730,366	822,309	847,287	883,054	4.2%
Administrative Charges	500,206	538,644	571,887	622,465	8.8%
Capital Outlay	7,138	0	0	0	n.a.
Debt Service Principal	9,933	0	0	0	n.a.
Debt Service Interest	188	(8)	0	0	n.a.
TOTAL REQUIREMENTS	3,919,373	3,864,597	4,401,117	4,624,708	5.1%
FTE	23.00	23.00	23.00	23.00	0.0%

FTE By Position Title By Program

Program: Institutions Support	
Position Title	FTE
Division Commander - Institution	1.00
Lieutenant	4.00
Office Manager Sr	1.00
Office Specialist 2 (Sheriff's Office)	2.00
Records Specialist (Sheriff's Office)	3.00
Support Services Technician	11.00
Support Services Technician (Bilingual)	1.00
Program Institutions Support FTE Total:	23.00

FTE Changes

There are no FTE changes for this program.

MARION COUNTY FY 2024-25 BUDGET

BY DEPARTMENT

SHERIFF'S OFFICE

Institutions Support Program Budget Justification

RESOURCES

General Fund Transfers increased due to increases in Requirements.

Other Fund Transfers from Community Corrections remain consistent with the prior year.

REQUIREMENTS

Personnel Services increased for normal step and related fringe benefit increases.

Materials and Services increased for utilities and for communication lines for radio services; with offsetting decreases for fleet leases.

MARION COUNTY FY 2024-25 BUDGET

BY DEPARTMENT

SHERIFF'S OFFICE

Jail Operations Program

- Processes and lodges arrestees who are brought to the Marion County Jail by law enforcement agencies throughout the county.
- Provides 24-hour supervision and monitors all adults in custody (AIC) in all classification levels in custody at the jail facility.
- Provides drug detection canine, classification, training, AIC worker supervision, purchasing services, search and rescue assistance, SWAT participants, a Security Threat Group, and a Cell Extraction Team.
- Provides support to the law library and educational programs.
- Operates and manages the transport hub for the entire state.
- Operates the transition center including deputy-supervised work crews.
- Monitors pretrial defendants selected using risk assessments and judicial referrals, allowing for higher risk individuals to remain in custody; and ensuring those released are monitored according to their risk and return to report for court hearings.
- Provides AIC labor to public entities through contracts and intergovernmental agreements throughout Marion County and support county departments including Business Services - Facilities Management, and Public Works - Road Crews by providing work crews to perform general labor.
- Transition center operations facilitate reentry into the community by providing a structured environment and work crew participation as well as opportunities to learn new job skills.
- Operates the Transition from Jail to Community Program which utilizes the National Institute of Corrections model to reduce the number of individuals returning to jail by providing targeted transition planning and pre-release services including cognitive skills classes.
- Hosts the De Muniz Resource Center providing transitional assistance and services to sanctioned or sentenced AICs at the transition center, recently released AICs, or clients boarding at the transition center.

Program Summary

Sheriff's Office

Program: Jail Operations

	FY 21-22 ACTUAL	FY 22-23 ACTUAL	FY 23-24 BUDGET	FY 24-25 PROPOSED	+/- %
RESOURCES					
Intergovernmental Federal	398,413	418,324	9,600	83,954	774.5%
Intergovernmental State	531,161	531,161	581,900	623,343	7.1%
Charges for Services	864,600	851,666	814,835	982,336	20.6%
Interest	4,079	10,688	19,671	19,932	1.3%
Other Revenues	1,000	140	1,645	0	-100.0%
General Fund Transfers	12,376,741	14,154,265	18,059,272	18,650,240	3.3%
Other Fund Transfers	4,661,422	4,636,585	4,626,983	4,622,886	-0.1%
Financing Proceeds	1,387	0	0	0	n.a.
Net Working Capital	1,082,060	910,146	705,971	669,989	-5.1%
TOTAL RESOURCES	19,920,863	21,512,974	24,819,877	25,652,680	3.4%
REQUIREMENTS					
Personnel Services	14,822,306	16,114,817	18,587,125	19,174,737	3.2%
Materials and Services	1,799,219	1,942,524	2,464,194	2,504,008	1.6%
Administrative Charges	2,290,405	2,635,764	3,123,238	3,337,638	6.9%
Capital Outlay	96,742	36,494	17,405	82,955	376.6%
Debt Service Principal	2,009	0	0	0	n.a.
Debt Service Interest	38	(2)	0	0	n.a.

MARION COUNTY FY 2024-25 BUDGET

BY DEPARTMENT

SHERIFF'S OFFICE

	FY 21-22 ACTUAL	FY 22-23 ACTUAL	FY 23-24 BUDGET	FY 24-25 PROPOSED	+/- %
Transfers Out	0	77,406	0	0	n.a.
Contingency	0	0	6,582	96,173	1,361.2%
Ending Fund Balance	0	0	621,333	457,169	-26.4%
TOTAL REQUIREMENTS	19,010,719	20,807,003	24,819,877	25,652,680	3.4%
FTE	108.00	122.00	122.00	122.00	0.0%

FTE By Position Title By Program

Program: Jail Operations	
Position Title	FTE
Case Aide	2.00
Case Aide (Bilingual)	1.00
Deputy Sheriff - Institutions	66.00
Deputy Sheriff - Institutions (Bilingual)	2.00
Deputy Sheriff - Institutions (MSR)	25.00
Facility Security Aide 2	12.00
Facility Security Aide 2 (Bilingual)	1.00
Sergeant	12.00
Support Services Technician	1.00
Program Jail Operations FTE Total:	122.00

FTE Changes

There are no FTE changes for this program.

Jail Operations Program Budget Justification

RESOURCES

Intergovernmental Federal increased for anticipated State Criminal Alien Assistance Program grant funding.

Intergovernmental State for the Justice Reinvestment Initiative increased due to increases in Requirements.

Charges for Services increased including Felony DUII Reimbursement, adult in custody (AIC) vending machine fees and pay telephone fees based on prior year; and work crew fees due to an increase in the daily rate,

General Fund Transfers increased due to increases in Requirements.

Other Fund Transfers are the Community Corrections Transfer which remains consistent in the second year of the biennium and a decrease for anticipated Criminal Justice Assessment revenue.

Net Working Capital is anticipated carry-over in the inmate welfare fund with an anticipated decrease.

REQUIREMENTS

Personnel Services increased for normal step and related fringe benefit increases.

Materials and Services increased related to AIC welfare items including worker boots and specialty clothes, increased costs for janitorial supplies, and the new contract for door control services.

Capital Outlay increased for an AIC welfare recreation yard equipment, increased cost for a replacement work crew trailer, and an offsetting decrease from a kitchen equipment purchase in the prior year.

Contingency is budgeted for unanticipated program expenditures.

MARION COUNTY FY 2024-25 BUDGET

BY DEPARTMENT

SHERIFF'S OFFICE

Inmate Medical Services Program

- Provides medical services to all adults who are incarcerated in the Marion County Jail.
- Provides health screening and services ranging from basic first aid to more serious management of medical conditions and needs; including medication, prenatal care, dental care, and mental health care.
- Facilitates and arranges transports for emergencies and medical appointments outside of the facility.

Program Summary

Sheriff's Office

Program: Inmate Medical Services

	FY 21-22 ACTUAL	FY 22-23 ACTUAL	FY 23-24 BUDGET	FY 24-25 PROPOSED	+/- %
RESOURCES					
Intergovernmental Federal	33,302	0	0	0	n.a.
Charges for Services	39,464	37,659	29,579	27,394	-7.4%
Other Revenues	0	1,875	0	0	n.a.
General Fund Transfers	2,646,523	3,045,055	3,376,234	3,572,036	5.8%
TOTAL RESOURCES	2,719,290	3,084,589	3,405,813	3,599,430	5.7%
REQUIREMENTS					
Personnel Services	1,637,315	1,889,452	2,101,260	2,172,538	3.4%
Materials and Services	748,504	842,955	863,497	942,425	9.1%
Administrative Charges	333,472	352,182	441,056	484,467	9.8%
TOTAL REQUIREMENTS	2,719,290	3,084,589	3,405,813	3,599,430	5.7%
FTE	13.50	14.50	14.50	14.50	0.0%

FTE By Position Title By Program

Program: Inmate Medical Services	
Position Title	FTE
Corrections Health Prgm Supervisor	1.00
Corrections Nurse (LPN)	8.00
Corrections Nurse (RN)	3.00
Deputy Sheriff - Institutions	1.00
Office Specialist 2 (Sheriff's Office)	1.50
Program Inmate Medical Services FTE Total:	14.50

FTE Changes

There are no FTE changes for this program.

Inmate Medical Services Program Budget Justification

RESOURCES

Charges for Services for the sale of hygiene kits for adults in custody decreased based on prior year.

General Fund Transfers increased due to increases in Requirements.

REQUIREMENTS

Personnel Services increased for normal step and related fringe benefit increases.

Materials and Services increased for drugs, medical services, and x-ray services based on prior year spending; offset by anticipated decreases for hospital and medical supplies.

MARION COUNTY FY 2024-25 BUDGET

BY DEPARTMENT

SHERIFF'S OFFICE

Parole and Probation Support Program

- A division commander and two lieutenants provide overall administrative support to the division including supervisory oversight, resource allocation, and contract monitoring.
- Administrative staff complete data entry; including judgments, amendments, and sanctions. Additionally, staff process reports and greet the public and clients.

Program Summary

Sheriff's Office

Program: Parole and Probation Support

	FY 21-22 ACTUAL	FY 22-23 ACTUAL	FY 23-24 BUDGET	FY 24-25 PROPOSED	+/- %
RESOURCES					
Intergovernmental Federal	30,377	0	0	0	n.a.
Intergovernmental State	6,854,751	6,854,751	5,254,179	5,028,315	-4.3%
Charges for Services	419	216	0	0	n.a.
Interest	0	0	94,125	156,127	65.9%
Other Fund Transfers	1,334,785	(84,302)	0	0	n.a.
Financing Proceeds	5,049	0	0	0	n.a.
Net Working Capital	2,370,097	3,314,722	2,857,093	5,247,967	83.7%
TOTAL RESOURCES	10,595,478	10,085,388	8,205,397	10,432,409	27.1%
REQUIREMENTS					
Personnel Services	1,441,486	1,645,585	1,754,752	1,737,248	-1.0%
Materials and Services	574,418	679,712	710,223	850,980	19.8%
Administrative Charges	560,069	232,746	283,142	322,971	14.1%
Capital Outlay	5,049	0	0	0	n.a.
Debt Service Principal	26,988	0	0	0	n.a.
Debt Service Interest	2,321	(172)	0	0	n.a.
Transfers Out	4,670,424	4,670,424	4,626,878	4,626,878	0.0%
Contingency	0	0	830,402	2,279,573	174.5%
Ending Fund Balance	0	0	0	614,759	n.a.
TOTAL REQUIREMENTS	7,280,756	7,228,294	8,205,397	10,432,409	27.1%
FTE	14.00	13.00	13.00	13.00	0.0%

FTE By Position Title By Program

Program: Parole and Probation Support	
Position Title	FTE
Division Commander	1.00
Lieutenant	2.00
Office Manager Sr	1.00
Office Specialist 2	2.00
Office Specialist 3	4.00
Office Specialist 3 (Bilingual)	3.00
Program Parole and Probation Support FTE Total:	13.00

FTE Changes

There are no FTE changes for this program.

MARION COUNTY FY 2024-25 BUDGET

BY DEPARTMENT

SHERIFF'S OFFICE

Parole and Probation Support Program Budget Justification

RESOURCES

Intergovernmental State includes Community Corrections funding with an anticipated decrease in the second year of the biennium in this program, and an offsetting increase for Justice Reinvestment Initiative funding as required for victim services providers.

Net Working Capital is carry-over Community Corrections funding with revenue as anticipated, and vacancy savings in personnel and cost savings in materials and services.

REQUIREMENTS

Personnel Services decreased due to salary savings related to attrition, with offsetting increases for normal step and related fringe benefit increases.

Materials and Services increased for victim services providers, related to direct charges previously captured in administrative charges for Microsoft 365 and computer replacements, increased membership costs, and fleet leases.

Transfers Out to the Jail Operations program from Community Corrections revenue remains the same in the second year of the biennium.

Contingency is budgeted for unanticipated expenditures.

MARION COUNTY FY 2024-25 BUDGET

BY DEPARTMENT

SHERIFF'S OFFICE

Parole and Probation Supervsn Program

- Manages parole and probation offenders located within county boundaries.
- Provides offender supervision, sanctions, substance use treatment programs, sex offender programs, cognitive classes, employment coordination, victim restitution, and community service work.
- Uses evidence-based practices and Effective Practices in Community Supervision (EPICS) as guiding philosophies that cover the delivery of supervision services to the offender population. Key evidence-based practices are the use of assessments, case plans, skill building, and the utilization of sanctions and services that reduce risk and promote offender change.
- Manages field supervision caseloads which are divided and organized by offense type, risk level and geographic regions within the county, facilitating community partnerships, and familiarity with the community. There are also specialized caseloads for transitional release offenders, sex offenders, high-risk offenders, mental health offenders, prison diversion cases, gender specific cases, and domestic violence cases.
- Dedicates efforts to focus treatment resources towards the highest risk offenders, promoting positive change through a cognitive-based curriculum, enhanced motivation, offender accountability, and collaborative case management strategies.
- Manages efforts at stemming drug use, domestic violence, and sex offenses.
- Utilizes supplemental state funding to partner with the community and create innovative transitional wraparound programming such as SOAR (Student Opportunity for Achieving Results), prison diversion programs, the De Muniz Resource Center, and motivation/cognitive programming.
- Collaborates with private and public entities to focus on reducing victimization of citizens and recidivism among offenders.
- Works continuously on quality improvement standards as established by the state. Continues to identify additional culturally responsive practices to incorporate into treatment and maintains collaboration with community partners to enhance services with historically underserved communities.
- Uses innovative means of partnering with the community and reducing barriers to successful reintegration through the Marion County Reentry Initiative, Marion County Local Public Safety Coordinating Council, and continued collaborative efforts with contracted private not-for-profit service agencies.

Program Summary

Sheriff's Office

Program: Parole and Probation Supervsn

	FY 21-22 ACTUAL	FY 22-23 ACTUAL	FY 23-24 BUDGET	FY 24-25 PROPOSED	+/- %
RESOURCES					
Intergovernmental Federal	527,468	0	0	0	n.a.
Intergovernmental State	8,043,884	8,185,531	9,794,298	10,019,519	2.3%
Charges for Services	176,916	14,680	68,861	172,962	151.2%
Interest	27,632	105,484	0	0	n.a.
Other Fund Transfers	(796,158)	474,592	223,005	218,907	-1.8%
Net Working Capital	219,927	337,368	360,509	0	-100.0%
TOTAL RESOURCES	8,199,669	9,117,655	10,446,673	10,411,388	-0.3%
REQUIREMENTS					
Personnel Services	5,688,405	6,071,982	7,237,419	7,145,954	-1.3%
Materials and Services	1,638,166	1,835,513	2,182,591	2,122,672	-2.7%
Administrative Charges	535,730	849,651	1,026,663	1,142,762	11.3%
TOTAL REQUIREMENTS	7,862,301	8,757,146	10,446,673	10,411,388	-0.3%
FTE	50.50	49.50	49.50	49.50	0.0%

MARION COUNTY FY 2024-25 BUDGET

BY DEPARTMENT

SHERIFF'S OFFICE

FTE By Position Title By Program

Program: Parole and Probation Supervsn	
Position Title	FTE
Case Aide	1.00
Case Aide (Bilingual)	2.00
Deputy Sheriff - P & P - Advanced	39.00
Deputy Sheriff - P & P - Advanced (Bilingual)	2.00
Program Coordinator 2	0.50
Sergeant	4.00
Victim Assistance Program Coordinator	1.00
Program Parole and Probation Supervsn FTE Total:	49.50

- There are 1.0 FTE in temporary deputies in this program.

FTE Changes

There are no FTE changes for this program.

Parole and Probation Supervsn Program Budget Justification

RESOURCES

Intergovernmental State includes funding from the Department of Corrections including Community Corrections, Measure 57, and Transition funding as well as funding from the Criminal Justice Commission for the Justice Reinvestment Initiative. Intergovernmental State funds are increased due to increases in requirements with the exception of Measure 57 which was funded at a lower amount.

Charges for Services increased related to an agreement with MCHHS for a Community Restoration Monitor due to increased Requirements.

Other Fund Transfers decreased for anticipated Criminal Justice Assessment revenue.

REQUIREMENTS

Personnel Services decreased due to salary savings related to attrition, with offsetting increases for normal step and related fringe benefit increases and for temporary employees totaling 1 FTE.

Materials and Services decreased due to lower anticipated costs for the intergovernmental agreement for a deputy district attorney related to Justice Reinvestment Initiative funding, for housing subsidies due to carry-over funding which was available in prior year, and for one-time consulting services in the prior year; offset by increased contracts for social services providers.

MARION COUNTY FY 2024-25 BUDGET

BY DEPARTMENT

SHERIFF'S OFFICE

Parole and Probation Treatment Program

- Collaborate continuously with criminal justice partners involved in the Mental Health, Veteran's, and Drug Courts.
- Contracts with Effective Foundations, an evidence-based treatment provider, to provide a range of treatment services including sex offender treatment, case planning, and cognitive intervention to indigent sex offenders, diagnosed high in psychopathic traits and/or high risk for future violence or deviant sexual activity.
- A mental health specialist provides prescription and medication assistance to clients with serious and persistent mental illness.
- Provide housing assistance and attire for employment interviews to individuals engaged in specialty courts.
- Contracts with two polygraph examiners to provide regular subsidized polygraph services for indigent clients requiring a polygraph as a condition of their supervision.

Program Summary

Sheriff's Office

Program: Parole and Probation Treatment

	FY 21-22 ACTUAL	FY 22-23 ACTUAL	FY 23-24 BUDGET	FY 24-25 PROPOSED	+/- %
RESOURCES					
Intergovernmental Federal	6,868	0	0	0	n.a.
Intergovernmental State	657,230	657,230	721,621	755,808	4.7%
Other Fund Transfers	(259,310)	(119,329)	0	0	n.a.
Net Working Capital	6,741	5,970	5,970	0	-100.0%
TOTAL RESOURCES	411,529	543,872	727,591	755,808	3.9%
REQUIREMENTS					
Personnel Services	330,130	444,178	602,748	627,599	4.1%
Materials and Services	26,726	38,250	51,220	45,250	-11.7%
Administrative Charges	48,703	55,473	73,623	82,959	12.7%
TOTAL REQUIREMENTS	405,559	537,901	727,591	755,808	3.9%
FTE	4.50	4.50	4.50	4.50	0.0%

FTE By Position Title By Program

Program: Parole and Probation Treatment	
Position Title	FTE
Deputy Sheriff - P & P - Advanced	1.00
Deputy Sheriff - P & P - Advanced (Bilingual)	1.00
Mental Health and Evaluation Specialist	1.00
Program Coordinator 1	1.00
Program Coordinator 2	0.50
Program Parole and Probation Treatment FTE Total:	4.50

FTE Changes

There are no FTE changes for this program.

Parole and Probation Treatment Program Budget Justification

RESOURCES

Intergovernmental State is Community Corrections funding with an anticipated increase due to increases in Requirements.

MARION COUNTY FY 2024-25 BUDGET
BY DEPARTMENT
SHERIFF'S OFFICE

REQUIREMENTS

Personnel Services increased for normal step and related fringe benefit increases.

Materials and Services decreased due to grant funding in the prior year.

MARION COUNTY FY 2024-25 BUDGET

BY DEPARTMENT

SHERIFF'S OFFICE

KEY DEPARTMENT ACCOMPLISHMENTS

- In October 2023, the Sheriff's Office completed and published a 2023-2028 Strategic Plan. This office-wide plan is designed to guide the Sheriff's Office team toward achieving their Office vision of "A safer Marion County through partnership, service, and trust."
- The Marion County Jail completed a significant upgrade to its doors and door control systems to ensure the safety and well-being of AICs and deputies. The new door control systems provide efficient and effective control over jail doors, and upgraded doors add an extra layer of security.
- The traffic safety team continued to collaborate with Marion County Public Works to improve traffic safety in the North County Safety Corridor and assisted with the implementation of speed feedback signs throughout the County.
- Community Corrections continues to expand gender responsive services provided to female clients. SOAR cohort 43 was the first female cohort to complete the reentry program. Additionally, two new PO's were trained in Pathways, which is a gender-responsive and trauma-informed approach to case management.
- The Marion County Jail has earned one of Oregon's first jail accreditations after a rigorous inspection on February 15, 2024. The staff demonstrated their commitment to excellence by meeting the standards set forth by the Oregon State Sheriff's Association and the accreditation process. This recognition is a testament to hard work and dedication to ensuring the safety and well-being of the AICs in their care.
- Deputy Eric Bandonis earned Community Corrections Deputy of the Year from the Oregon State Sheriff's Association for his leadership within the Sheriff's Office and collaboration with community agencies. Additionally, Deputy Kadin received the 2023 OSSA Meritorious Service Award for his continued efforts while serving as a work crew leader.
- The work crews from the Marion County Transition Center provided 19,112 hours of service to the community in 2023 and has partnered with Marion County Public Works to send a work crew to assist with projects throughout the county.
- The Pathfinder Network (Resilience and Recovery Project) served 143 participants, 59 with wraparound peer support services and 101 with drop-in peer support. 130 referrals have been made to remove barriers for participants and to increase access to other services and support. 73 percent of those who successfully completed wraparound peer support services experienced an increase in resilience and recovery.
- In partnership with Public Works and D&O Garbage and Recycling, Code Enforcement coordinated a large community clean-up event in the Labish Village community resulting in over 77,000 lbs of waste being removed from the neighborhood.
- The Sheriff's Office established a six-member UAS Team in March 2024. This team is tasked to assist Patrol, SAR, Investigations, and Tactical using small unmanned aircraft systems (sUAS). This team provides additional safety, situational awareness, and increased ability to locate subjects.

MARION COUNTY FY 2024-25 BUDGET

BY DEPARTMENT

SHERIFF'S OFFICE

KEY INDICATORS

1: Community Resource Unit Outreach (Crime Prevention)

Definition and Purpose

The Community Resource Unit (CRU) coordinates an office-wide approach to intelligence-led policing. CRU uses a global approach to creating positive change in our community through crime prevention and environmental design.

CRU utilizes several progressive models to promote crime prevention while trying to reduce the overall occurrence. One of these models is Problem-Oriented Policing (POP). POP focuses on a strategy that involves the identification and analysis of specific crime and disorder problems in order to develop effective response strategies.

The Community Resource Unit tracks the number of community events (National Night Out, neighborhood watch, job fairs, and community events) and the number of public service announcements as part of our community education outreach.

Community Crisis Outreach Services (CCOS) tracks the number of outreach contacts during each fiscal year. CCOS is a partnership between the Marion County Sheriff's Office, Marion County Health and Human Services, and neighboring law enforcement agencies. CCOS responds to requests for post crisis follow up, consultation or assistance requests from mental health probation officers, mental health court or those providing services to individuals with a mental health need who are involved in the criminal justice system.

Significance

The main focus of the Community Resource Unit is to increase community awareness through personal and electronic outreach. Through education and collaboration with our community, this unit strives to reduce criminal activity and/or safety concerns within the county. In addition, the Community Resource Unit encourages and promotes collaboration with our residents and stakeholders to address public safety concerns as a community. This key indicator aligns with Marion County Strategic Plan Goal #1: Public Safety - Pursue a safe and secure community by protecting the people, property, and economy of Marion County.

The Community Resource Unit continues to perfect its community outreach through social media while also coordinating face to face interactions, community meetings, and presentations to civic groups. The primary focus is to enhance citizen involvement within neighborhoods and in the business community to reduce crime and enhance livability.

The Communications Team focuses on electronic dissemination of information including public announcements, videos, and educational messages to better inform and promote collaborative working relationships with the citizens of Marion County.

Data Units Calendar Year

Nextdoor.com (Residents/Neighborhoods)

CY 2020 Actual	CY 2021 Actual	CY 2022 Actual	CY 2023 Actual	CY 2024 Estimate
59,030/275	66,000/290	76,985/269	86,599/272	94,357/273

Community Events

CY 2020 Actual	CY 2021 Actual	CY 2022 Actual	CY 2023 Actual	CY 2024 Estimate
62	79	133	163	175

MARION COUNTY FY 2024-25 BUDGET

BY DEPARTMENT

SHERIFF'S OFFICE

Community Crisis Outreach Services Team Field Contacts

CY 2020 Actual	CY 2021 Actual	CY 2022 Actual	CY 2023 Actual	CY 2024 Estimate
0	303	417	394	400

Explanation of Trends and Changes

As anticipated, the number of community events continues to increase from a historic low in 2020 during the height of the pandemic. The Community Resource Unit continues to prioritize community engagement through outreach activities and working with community members to find positive ways to connect with the various communities within the county.

The Sheriff's Office focuses on the type of events rather than the number of events in order to leverage the most positive impact for the community. National crime data and intelligence led law enforcement activities continue to show a dramatic reduction of crime in areas where a cooperative effort is taken up by law enforcement and the community.

The Sheriff's Office CCOS deputy position was vacant though all of FY 2020-21. The position was filled in April 2021. To enhance our ability to provide effective services for those experiencing mental health crisis, the CCOS team has invested time and effort into providing Crisis Intervention Training (CIT) and Mental Health First Aid training for area law enforcement. In 2023, CCOS coordinated CIT and Mental Health First Aid training for 74 law enforcement officers and mental health professionals, totaling 2,218 training hours.

2: Intelligence Led Public Safety Services

Definition and Purpose

Intelligence-led policing is a business model and managerial philosophy. Data analysis and crime intelligence are critical to a decision-making framework that facilitates a focus on crime reduction, disruption, and prevention through both strategic management and public safety strategies that target serious problems and issues within a community (Ratcliffe 2008: 89).

The Enforcement Division uses LexisNexis Citizen View to reduce crime, crashes and traffic violations in Marion County. LexisNexis Citizen View integrates location-based crime and traffic crash data to determine the most effective methods for deploying personnel and resources.

Significance

Using evidence-based practices, this indicator supports Goal #1: Public Safety - Pursue a safe and secure community by protecting the people, property, and economy of Marion County. The use of a central data collection point enhances our ability to deploy personnel and resources most effectively. In addition to using a data-driven model for patrol activities, a data-driven approach allows the Enforcement Division to work collaboratively with the CCOS (Community Crisis Outreach Services) Team, the Community Resources Unit (Key Indicator #1) and the Traffic Safety Team (TST) (Key Indicator #4).

The Enforcement Division has been using crime, crash, and criminal activity data to conduct focused enforcement operations.

MARION COUNTY FY 2024-25 BUDGET
BY DEPARTMENT
SHERIFF'S OFFICE

Data Units Calendar Year

Top 10 Calls for Service

CY 2020 Actual	CY 2021 Actual	CY 2022 Actual	CY 2023 Actual	Data Value 1
2,121	2,219	1,388	1597	Asst Agency
1,529	1,438	1,185	***	Theft
2,027	1,592	853	1469	Susp Activity
1,689	1,415	658	1586	Citizen Contact
1,523	1,391	903	1522	Dom Disturb
1,580	1,455	785	1568	Check Welfare
1,094	1,135	750	1423	Crash
1,218	1,081	***	1583	Driv Comp
***	***	***	***	Audible Alarm
1,356	1,213	***	1583	Susp Vehicle
1,300	1,412	595	***	Emot Dist Pers
		692	***	Illegal Park
		677		Trespass

Explanation of Trends and Changes

The Enforcement division responded to approximately 56,982 calls for service drawing 7,692 case numbers during the 2023 calendar year. For the 2023 calendar year, an additional 762 reports were received through the online reporting portal. In May 2023, the Sheriff's Office transitioned to a new computer aided dispatch (CAD) system. With the new CAD system, the Sheriff's Office was better able to isolate calls for service specific to the enforcement division, resulting in an apparent decrease in calls for service in 2023. Changes in the way the Sheriff's Office documents certain types of cases implemented partway through 2022 continued to result in a significant decrease in the number of case numbers drawn in 2023. On average, patrol deputies responded to 156 calls for service, drawing 21 case numbers per day.

In FY 2018-19, the Marion County Board of Commissioners established a public safety fee within the East Salem Service District. The ESSD fee dedicates public safety resources to the Hayesville and Four Corners areas, with the addition of ten Patrol Deputies assigned to those areas. All 10 ESSD deputies are assigned and actively working within the Hayesville and Four Corners areas. The ESSD deputies continue to participate in several community meetings to engage with our community to help address their concerns.

3: Mental Illness and Incarceration

Definition and Purpose

The mitigation of mentally ill persons entering the correctional facility is directly related to Marion County's public safety strategic plan. Many mentally ill persons are arrested and either initially booked and/or lodged at the jail facility. Most of these individuals are arrested for low level crimes which were committed due to their self-medication (i.e., drug use) or the lack of medication at all. The individuals would be better served in community medical or mental health facilities which are more capable of providing appropriate services.

Significance

This key indicator ties to one of the county's strategic goals, County Goal #1: Public Safety - Pursue a safe and secure community by protecting the people, property, and economy of Marion County. This includes a myriad of issues. One significant issue that crosses all boundaries of the public safety system is mental illness. The Sheriff's Office has participated in six jail studies in 2005, 2007, 2011, 2015, 2018 and 2022.

In terms of significance, these individuals and their mental health conditions present a notable financial impact on the budget both in Personnel Services and in Materials and Services.

MARION COUNTY FY 2024-25 BUDGET
BY DEPARTMENT
SHERIFF'S OFFICE

Data Units Fiscal Year

Number of Adults in Custody Receiving Psychotropic Medication

FY 19-20 Actual	FY 20-21 Actual	FY 21-22 Estimate	FY 22-23 Actual	FY 23-24 Estimate
1,463	1,563	1,234	900	640

Dollar Amount Spent on Psychotropic Medications

FY 19-20 Actual	FY 20-21 Actual	FY 21-22 Actual	FY 22-23 Actual	FY 23-24 Estimate
\$112,724	\$148,616	\$129,824	\$98,035	\$100,798

Explanation of Trends and Changes

The estimated cost of psychotropic medications for FY 2023-24 increased compared to the prior fiscal year. The unique number of patients receiving psychotropic medications has decreased by 260 patients from the prior fiscal year. Costs increased despite fewer patients receiving medications due to the acute level of care provided to patients, increased prescriptions for patients diagnosed with mental illness, and some of these patients staying longer to complete their court cases. The costs for FY 2024-25 are expected to continue to increase for the reasons above.

4: Traffic Safety Team Education and Enforcement

Definition and Purpose

Marion County's Traffic Safety Team is designed with three primary objectives: education, engineering (analysis) and enforcement. Through community outreach via public safety announcements, safety fairs, neighborhood watch, National Night Out, and presentations in local schools, the Traffic Safety Team has continued to deliver a proactive message focusing on safety for all motorists that share Marion County streets and roadways. Through education, engineering and enforcement efforts, the team's mission is to reduce serious injury and/or fatal crashes.

In partnership with the vision of 2016 Oregon Transportation Safety Action Plan (TSAP), the Sheriff's Office is committed to achieving no death or life-changing injuries on our roadways by 2035.

Significance

This key indicator ties to County Goal #1: Public Safety - Pursue a safe and secure community by protecting the people, property, and economy of Marion County. The National Safety Council estimates the economic impact due to motor vehicle crashes in Oregon between 2009 and 2013 was close to \$6 billion or roughly \$300 per Oregon resident per year. The Council calculated the cost per person of a disabling injury motor vehicle collision to be approximately \$75,000.

This key indicator also ties to County Goal # 2: Transportation and Infrastructure. The reduction of traffic crashes and fatalities are of utmost importance to the Sheriff's Office and the community. The calculation of life and lost value of a person to this community and the state cannot be overstated. Traffic crashes, serious injuries and fatalities cross economic and personal boundaries, influence both personal and property insurance factors and result in potential educational or business related losses to the community. Each serious injury or fatal crash results in severe emotional damage (which cannot be measured) to the community.

Data Units Calendar Year

Fatal Traffic Crashes

CY 2019 Actual	CY 2020 Actual	CY 2021 Actual	CY 2022 Actual	CY 2023 Actual
23	10	14	10	10

MARION COUNTY FY 2024-25 BUDGET

BY DEPARTMENT

SHERIFF'S OFFICE

Community Education Events

CY 2020 Actual	CY 2021 Actual	CY 2022 Actual	CY 2023 Actual	CY 2024 Estimate
5	5	18	9	10

Explanation of Trends and Changes

There has been an overall decrease in traffic related fatalities year over year. This decrease is due to multiple factors including the establishment of the Ehlen Rd Safety Corridor designation. The Marion County Traffic Safety Team (TST) contributed to the increased presence and traffic education in the area through multiple overtime shifts and targeted patrol operations.

Education / Engineering: The Traffic Safety Team participated in 19 community events. The events attended focused on educating drivers surrounding safety seat belt awareness, distracted driving, driving under the influence of intoxicants (DUII) and other driving behaviors that often result in serious physical injury or death on our roadways. Many of these education campaigns are in collaboration with our community partners at the Oregon Department of Transportation (ODOT), Chemeketa Community College, area schools, and local media.

A key component to education is communication; that is why members of TST regularly attend community meetings including the French Prairie Forum, North County Community Traffic, Marion County Traffic Engineers and the Positive Aurora Airport Management meetings. These meetings serve as an opportunity for TST to discuss traffic safety concerns with residents and community leaders.

5: Recidivism

Definition and Purpose

As a measure of public safety, recidivism is defined as a new felony conviction within three years of beginning supervision (probation or post-prison supervision). The conviction recidivism measure is compiled from data collected from the Oregon Judicial Department (OJD) from both OJIN (Oregon Judicial Information Network) and Odyssey case management systems. These datasets provide felony conviction data from Oregon's 36 circuit courts.

Significance

This key indicator supports County Goal #1: Pursue a safe and secure community by protecting the people, property, and economy of Marion County. The Parole and Probation division of the Sheriff's Office assesses the risk of recidivism (which also determines the level of supervision) and targets programs, services, and interventions to reduce key criminogenic risk factors. The best available research (driven by evidence-based practices) indicates by lowering criminogenic risk factors, recidivism rates should also decrease.

Data Units Fiscal Year

Recidivism Rates for Department of Corrections/Local Control Combined (Marion = M, Clackamas = C, Jackson = J, Lane = L)

FY 20-21 Actual	FY 21-22 Actual	FY 22-23 Actual	FY 23-24 Estimate	FY 24-25 Estimate
28.9% M	28.3% M	21.5% M	22.9% M	24.8% M
27.4% C	26.4% C	23.7% C	20.8% C	27.2% C
45.7% J	38.7% J	35.5% J	28.8% J	41.5% J
33.8% L	25.6% L	23.6% L	21.6% L	24.3% L

MARION COUNTY FY 2024-25 BUDGET

BY DEPARTMENT

SHERIFF'S OFFICE

Recidivism Rates for Probation (Marion = M, Clackamas = C, Jackson = J, Lane = L)

FY 20-21 Actual	FY 21-22 Actual	FY 22-23 Actual	FY 23-24 Estimate	FY 24-25 Estimate
27.5% M	21.0% M	21.8% M	19.6% M	23.8% M
28.0% C	26.2% C	21.0% C	24.3% C	26.5% C
40.0% J	36.9% J	31.2% J	19.8% J	33.3% J
28.9% L	24.3% L	19.1% L	22.8% L	25.6% L

Explanation of Trends and Changes

Demographic data and outcome measures are tracked through a web-based repository created by the Criminal Justice Commission. This database helps track information related to offenders for both state institutions and community corrections.

The database provides outcome data for recidivism rates at 36 month intervals. In FY 2023-24, the recidivism rates were reflected at 22.9% for Department of Corrections/Local Control combined and 19.6% for probation. Marion County recidivism rates as a whole have trended down over the last ten years. This is a result of changes in our supervision practices and treatment modalities.

The Parole and Probation division continues to utilize supervision and treatment methods consistent with evidence-based practices, specifically the use of EPICS (Effective Practices in Community Supervision), and continues collaborative efforts through the Marion County Reentry Initiative (MCRI), the Marion County Public Safety Coordinating Council, and with our contracted private not-for-profit service agencies. The continued support of these resources is proving to have an overall positive impact in reducing recidivism in Marion County.

6: Code Enforcement Response

Definition and Purpose

The Code Enforcement Unit responds to complaints of possible violation of various ordinances throughout areas of the county. In addition to a reactive response, the Code Enforcement team is proactively enforcing codes within the urban growth boundary as well as unincorporated areas of the county. This is a dedicated effort, working cooperatively with other county departments, community stakeholders, and residents to decrease crime and improve livability. The Code Enforcement Unit tracks contacts and responses. This allows the Sheriff's Office to analyze data and inform the community on the compliance of ordinances related to community livability issues.

Significance

Educating our community members and encouraging compliance with ordinance and code requirements is one of the more visible services code enforcement performs and aligns with Goal #1: Public Safety - Pursue a safe and secure community by protecting the people, property, and economy of Marion County. Code enforcement has been successfully collaborating with other agencies and residents on complex cases involving drug related crimes, neighbor disputes, noxious odors and other issues that detract from the overall livability of our communities. The number of cases processed is a good indicator of code enforcement's workload. The number of cases closed gives us feedback on the effectiveness of our efforts and helps us to know where to focus resources on the community's behalf.

Data Units Calendar Year

Number of cases processed.

CY 2020 Actual	CY 2021 Actual	CY 2022 Actual	CY 2023 Actual	CY 2024 Estimate
1,134	1,013	1,188	978	1,030

MARION COUNTY FY 2024-25 BUDGET

BY DEPARTMENT

SHERIFF'S OFFICE

Number of cases closed.

CY 2020 Actual	CY 2021 Actual	CY 2022 Actual	CY 2023 Actual	CY 2024 Estimate
1,200	943	1,113	821	1,025

Explanation of Trends and Changes

The Code Enforcement team is focused on actively addressing livability issues in the community before they become significant complaints. Reductions in the number of cases processed and closed during 2021 and 2023 are related to staffing turnover and training time associated with training new members of the Code Enforcement team. Beginning in 2023, the Code Enforcement team began monitoring the length of time cases were open prior to closure, focusing on balancing emerging issues with older cases and prolific offender enforcement cases. As a result, Code Enforcement was able to resolve 63 cases that had been open over 365 days during 2023.

MARION COUNTY FY 2024-25 BUDGET

BY DEPARTMENT

SHERIFF'S OFFICE

Resources by Fund Detail

100 - General Fund	Actual FY 21-22	Actual FY 22-23	Budget FY 23-24	Proposed FY 24-25
Intergovernmental Federal				
331013 State Criminal Alien Asst Pgm	0	401,624	0	74,354
331040 FEMA Disaster Assistance	0	16,990	0	0
331223 Oregon Dept of Justice	6,995	2,700	3,500	4,200
331404 County American Rescue Plan	680,950	0	0	0
331990 Other Federal Revenues	7,600	16,700	9,600	9,600
Intergovernmental Federal Total	695,545	438,014	13,100	88,154
Charges for Services				
341150 Sheriff Service Fees	129,686	166,691	175,000	165,000
341160 Gun Permit Fees	0	(100)	0	0
341170 Witness Fees	346	1,123	0	0
341180 Crime Report Fees	21,837	24,777	22,500	24,500
341280 Detention Fees	6,444	4,148	0	6,431
341430 Copy Machine Fees	4	0	0	0
341630 Service Charges	1,380	1,455	0	0
341840 Work Crew Fees	318,075	389,300	408,000	472,680
341999 Other Fees	40,799	38,594	29,579	27,394
342910 Public Records Request Charges	364	0	0	0
344250 Telephone Use Reimbursement	1,783	0	0	0
344300 Restitution	1,279	4,600	0	0
344701 Felony DUll Reimbursemt SB395	298,874	209,596	151,531	231,417
344999 Other Reimbursements	12,090	15,755	0	0
347201 SO Enforcement Services	0	1	0	0
347202 Code Enforcement Services	177,824	184,338	194,565	214,182
Charges for Services Total	1,010,785	1,040,278	981,175	1,141,604
Fines and Forfeitures				
351200 Traffic Fines	239,574	217,536	221,540	182,127
Fines and Forfeitures Total	239,574	217,536	221,540	182,127
Other Revenues				
371000 Miscellaneous Income	0	8,786	0	0
372000 Over and Short	(86)	0	0	0
Other Revenues Total	(86)	8,786	0	0
General Fund Transfers				
381100 Transfer from General Fund	38,148,964	42,003,784	50,357,429	51,782,337
General Fund Transfers Total	38,148,964	42,003,784	50,357,429	51,782,337
Other Fund Transfers				
381180 Transfer from Comm Corrections	4,540,346	4,540,346	4,496,800	4,496,800

MARION COUNTY FY 2024-25 BUDGET

BY DEPARTMENT

SHERIFF'S OFFICE

100 - General Fund	Actual FY 21-22	Actual FY 22-23	Budget FY 23-24	Proposed FY 24-25
Other Fund Transfers				
381185 Transfer from Criminal Justice	213,898	189,061	223,005	218,908
Other Fund Transfers Total	4,754,244	4,729,407	4,719,805	4,715,708
Settlements				
382100 Settlements	0	4,128	0	0
Settlements Total	0	4,128	0	0
Financing Proceeds				
383500 OFS: Lease Financing	26,326	0	0	0
Financing Proceeds Total	26,326	0	0	0
General Fund Total	44,875,353	48,441,933	56,293,049	57,909,930
180 - Community Corrections	Actual FY 21-22	Actual FY 22-23	Budget FY 23-24	Proposed FY 24-25
Intergovernmental Federal				
331404 County American Rescue Plan	170,723	0	0	0
Intergovernmental Federal Total	170,723	0	0	0
Intergovernmental State				
332070 Community Corrections SB 1145	13,750,292	13,750,292	13,647,581	13,618,412
332072 OR CJC Justice Reinvestment	1,958,154	2,090,692	2,261,513	2,397,373
332074 Oregon Dept of Corrections	872,275	883,354	1,000,389	983,231
332990 Other State Revenues	4,003	2,032	750	750
Intergovernmental State Total	16,584,723	16,726,370	16,910,233	16,999,766
Charges for Services				
341220 Supervision Fees	175,655	(283)	0	0
341230 Client Fees	530	1,135	0	0
341999 Other Fees	640	13,327	2,400	2,400
342910 Public Records Request Charges	91	502	0	0
344250 Telephone Use Reimbursement	419	216	0	0
347201 SO Enforcement Services	0	0	66,461	170,562
Charges for Services Total	177,335	14,897	68,861	172,962
Interest				
361000 Investment Earnings	27,632	105,484	94,125	156,127
Interest Total	27,632	105,484	94,125	156,127
Other Fund Transfers				
381185 Transfer from Criminal Justice	213,898	192,200	223,005	218,907
381250 Transfer from Sheriff Grants	0	77,406	0	0
Other Fund Transfers Total	213,898	269,606	223,005	218,907

MARION COUNTY FY 2024-25 BUDGET

BY DEPARTMENT

SHERIFF'S OFFICE

180 - Community Corrections	Actual FY 21-22	Actual FY 22-23	Budget FY 23-24	Proposed FY 24-25
Financing Proceeds				
383500 OFS: Lease Financing	5,049	0	0	0
Financing Proceeds Total	5,049	0	0	0
Net Working Capital				
392000 Net Working Capital Unrestr	2,596,766	3,624,742	3,223,572	5,247,967
Net Working Capital Total	2,596,766	3,624,742	3,223,572	5,247,967
Community Corrections Total	19,776,126	20,741,099	20,519,796	22,795,729
245 - Enhanced Public Safety ESSD	Actual FY 21-22	Actual FY 22-23	Budget FY 23-24	Proposed FY 24-25
Intergovernmental Federal				
331404 County American Rescue Plan	29,930	0	0	0
Intergovernmental Federal Total	29,930	0	0	0
Charges for Services				
347201 SO Enforcement Services	1,609,988	1,663,758	1,601,767	1,601,767
Charges for Services Total	1,609,988	1,663,758	1,601,767	1,601,767
Interest				
361000 Investment Earnings	7,759	17,947	27,378	22,294
Interest Total	7,759	17,947	27,378	22,294
Net Working Capital				
392000 Net Working Capital Unrestr	1,529,365	1,391,514	1,158,318	749,364
Net Working Capital Total	1,529,365	1,391,514	1,158,318	749,364
Enhanced Public Safety ESSD Total	3,177,042	3,073,219	2,787,463	2,373,425
250 - Sheriff Grants	Actual FY 21-22	Actual FY 22-23	Budget FY 23-24	Proposed FY 24-25
Licenses and Permits				
325010 Alarm Permits	41,895	37,770	39,720	26,400
Licenses and Permits Total	41,895	37,770	39,720	26,400
Intergovernmental Federal				
331026 US Dept of Justice	399,450	240,805	106,717	20,875
331402 Coronavirus Emerg Supp Funding	516,157	0	0	0
331404 County American Rescue Plan	35,427	0	0	0
331990 Other Federal Revenues	56,932	34,055	84,635	55,747
Intergovernmental Federal Total	1,007,965	274,860	191,352	76,622
Intergovernmental State				
332040 Marine Board	147,606	184,536	147,746	148,530
332041 Oregon Dept of Forestry	14,740	4,087	0	0
332068 Oregon Health Authority	874,521	146,786	0	0
332072 OR CJC Justice Reinvestment	531,161	531,161	581,900	623,343
332088 OR Parks and Recreation Dept	20,619	15,295	37,279	44,446
332093 Oregon Business Devel Dept	0	151,679	0	0

MARION COUNTY FY 2024-25 BUDGET

BY DEPARTMENT

SHERIFF'S OFFICE

250 - Sheriff Grants	Actual FY 21-22	Actual FY 22-23	Budget FY 23-24	Proposed FY 24-25
Intergovernmental State				
332990 Other State Revenues	0	0	30,000	30,000
Intergovernmental State Total	1,588,648	1,033,544	796,925	846,319
Charges for Services				
341160 Gun Permit Fees	370,645	499,575	438,545	522,750
341200 Towing Fees	27,499	24,480	30,257	24,069
341210 False Alarm Fees	7,150	4,360	4,000	3,180
344999 Other Reimbursements	6,373	0	0	0
345300 Surplus Property Sales	25,000	0	0	0
347201 SO Enforcement Services	992,652	1,178,770	1,382,735	1,257,193
Charges for Services Total	1,429,319	1,707,185	1,855,537	1,807,192
Interest				
361000 Investment Earnings	6,494	20,219	1,740	595
Interest Total	6,494	20,219	1,740	595
Other Revenues				
371000 Miscellaneous Income	0	3,500	1,645	0
372000 Over and Short	(5)	120	0	0
373100 Special Program Donations	51,510	39,648	31,128	10,000
373500 Private Foundation Grants	1,971	2,468	0	0
Other Revenues Total	53,476	45,737	32,773	10,000
Other Fund Transfers				
381115 Transfer from Non Dept Grants	189,802	220,657	261,058	261,488
381250 Transfer from Sheriff Grants	0	0	0	0
381255 Xfr from Traffic Safety Team	34,549	45,596	64,394	0
Other Fund Transfers Total	224,351	266,253	325,452	261,488
Net Working Capital				
391000 Net Working Cap Restr Other	0	236	0	0
392000 Net Working Capital Unrestr	1,402,457	1,780,839	1,538,850	1,384,650
Net Working Capital Total	1,402,457	1,781,074	1,538,850	1,384,650
Sheriff Grants Total	5,754,606	5,166,642	4,782,349	4,413,266
255 - Traffic Safety Team				
Intergovernmental Federal				
331229 Oregon Dept of Transportation	55,634	42,390	82,386	17,325
331404 County American Rescue Plan	25,456	0	0	0
Intergovernmental Federal Total	81,089	42,390	82,386	17,325
Intergovernmental State				
332091 Oregon Dept of Transportation	3,295	0	0	0
Intergovernmental State Total	3,295	0	0	0

MARION COUNTY FY 2024-25 BUDGET

BY DEPARTMENT

SHERIFF'S OFFICE

255 - Traffic Safety Team	Actual FY 21-22	Actual FY 22-23	Budget FY 23-24	Proposed FY 24-25
Charges for Services				
344999 Other Reimbursements	245	245	0	0
347201 SO Enforcement Services	1,421	0	0	0
Charges for Services Total	1,666	245	0	0
Fines and Forfeitures				
351200 Traffic Fines	1,919,178	2,096,483	2,028,983	1,904,811
Fines and Forfeitures Total	1,919,178	2,096,483	2,028,983	1,904,811
Interest				
361000 Investment Earnings	2,857	6,659	4,540	14,648
Interest Total	2,857	6,659	4,540	14,648
Net Working Capital				
392000 Net Working Capital Unrestr	567,796	267,965	191,221	492,383
Net Working Capital Total	567,796	267,965	191,221	492,383
Traffic Safety Team Total	2,575,882	2,413,742	2,307,130	2,429,167
290 - Inmate Welfare	Actual FY 21-22	Actual FY 22-23	Budget FY 23-24	Proposed FY 24-25
Charges for Services				
341440 Vending Machine Fees	169,053	151,492	176,811	183,274
341450 Pay Telephone Fees	69,067	95,433	78,493	88,534
341999 Other Fees	2,383	1,584	0	0
Charges for Services Total	240,502	248,509	255,304	271,808
Interest				
361000 Investment Earnings	4,079	10,688	19,671	19,932
Interest Total	4,079	10,688	19,671	19,932
Other Revenues				
371000 Miscellaneous Income	1,000	140	0	0
Other Revenues Total	1,000	140	0	0
Net Working Capital				
392000 Net Working Capital Unrestr	937,214	782,680	685,404	669,989
Net Working Capital Total	937,214	782,680	685,404	669,989
Inmate Welfare Total	1,182,794	1,042,016	960,379	961,729
Sheriff's Office Grand Total	77,341,803	80,878,649	87,650,166	90,883,246

MARION COUNTY FY 2024-25 BUDGET

BY DEPARTMENT

SHERIFF'S OFFICE

Requirements by Fund Detail

100 - General Fund	Actual FY 21-22	Actual FY 22-23	Budget FY 23-24	Proposed FY 24-25
Personnel Services				
Salaries and Wages				
511110 Regular Wages	14,664,838	16,151,287	23,107,048	23,216,314
511115 Pandemic Recognition Pay	336,720	0	0	0
511120 Temporary Wages	267,726	238,531	216,134	216,178
511130 Vacation Pay	1,065,709	1,081,829	0	0
511140 Sick Pay	641,119	638,534	0	0
511141 Emergency Sick Pay	221,370	0	0	0
511150 Holiday Pay	1,091,706	1,184,151	0	0
511160 Comp Time Pay	241,412	318,919	0	0
511180 Differential Pay	16,285	33,331	16,465	16,465
511210 Compensation Credits	490,363	455,161	481,485	442,349
511220 Pager Pay	22,778	29,293	26,710	40,081
511240 Leave Payoff	161,217	135,180	0	0
511250 Training Pay	0	0	33,427	20,056
511270 Leadworker Pay	533	311	150	150
511280 Cell Phone Pay	1,767	1,767	2,558	2,168
511290 Health Insurance Waiver Pay	6,750	9,678	9,600	7,200
511410 Straight Pay	70,610	90,848	67,225	67,225
511420 Premium Pay	1,445,038	1,849,021	1,121,376	1,121,376
511430 Court Time	60,345	59,257	71,968	71,968
511450 Premium Pay Temps	99	143	0	0
511470 Extra Duty Contract Pay	(3,437)	1,460	0	0
511930 Clothing Allowance	9,750	8,502	9,202	9,202
Salaries and Wages Total	20,812,698	22,287,204	25,163,348	25,230,732
Fringe Benefits				
512010 Fringe Benefits Budget Only	0	0	520,949	533,607
512110 PERS	5,289,935	5,527,684	5,953,595	5,970,552
512120 401K	119,696	128,904	140,262	137,417
512130 PERS Debt Service	533,002	822,604	1,095,454	1,337,391
512200 FICA	1,499,123	1,658,100	1,814,504	1,819,556
512300 Paid Leave Oregon	0	49,456	93,725	94,848
512310 Medical Insurance	4,362,354	4,335,751	5,322,797	5,844,022
512320 Dental Insurance	377,585	375,303	447,669	490,953
512330 Group Term Life Insurance	31,059	31,970	38,840	41,081
512340 Long Term Disability Insurance	61,868	62,800	80,883	85,541
512400 Unemployment Insurance	62,607	65,205	35,393	35,277
512520 Workers Comp Insurance	4,795	5,070	8,269	8,274
512600 Wellness Program	9,064	9,022	10,801	10,808
512610 Employee Assistance Program	8,456	8,475	9,997	10,003

MARION COUNTY FY 2024-25 BUDGET

BY DEPARTMENT

SHERIFF'S OFFICE

100 - General Fund	Actual FY 21-22	Actual FY 22-23	Budget FY 23-24	Proposed FY 24-25
Personnel Services				
512700 County HSA Contributions	14,681	13,494	13,494	17,732
512710 Temp Insurance Contributions	0	30,719	131,106	130,212
Fringe Benefits Total	12,374,224	13,124,557	15,717,738	16,567,274
Personnel Services Total	33,186,922	35,411,761	40,881,086	41,798,006
Materials and Services				
Supplies				
521010 Office Supplies	22,248	32,700	36,537	35,687
521030 Field Supplies	77,562	56,699	90,158	104,909
521040 Institutional Supplies	162,076	211,224	225,546	235,498
521050 Janitorial Supplies	36,239	42,787	36,997	42,997
521070 Departmental Supplies	62,371	69,799	83,457	88,256
521080 Food Supplies	813	3,126	6,644	7,244
521090 Uniforms and Clothing	96,640	127,986	182,983	199,635
521100 Medical Supplies	42,517	50,782	52,200	40,646
521110 First Aid Supplies	984	1,172	8,536	2,032
521120 Drugs	220,483	212,925	181,168	264,321
521170 Educational Supplies	1,952	5,712	7,950	9,900
521190 Publications	878	1,161	167	50
521210 Gasoline	272,203	299,664	321,056	290,651
521220 Diesel	1,486	1,220	583	914
521230 Propane	0	38	0	0
521240 Automotive Supplies	3	3	0	0
521241 Oil and Lubricants	148	0	0	0
521300 Safety Clothing	11,088	33,106	32,957	28,781
521310 Safety Equipment	0	2,832	111	111
Supplies Total	1,009,690	1,152,936	1,267,050	1,351,632
Materials				
522060 Sign Materials	510	937	750	2,300
522100 Parts	16	0	0	0
522150 Small Office Equipment	28,915	29,963	29,672	17,758
522160 Small Departmental Equipment	62,760	58,855	58,147	55,397
522170 Computers Non Capital	13,912	23,143	35,963	78,220
522180 Software	2,492	13,865	8,906	8,988
Materials Total	108,605	126,764	133,438	162,663
Communications				
523010 Telephone Equipment	58	560	1,500	1,085
523020 Phone and Communication Svcs	37,518	37,114	36,675	35,986
523040 Data Connections	69,715	75,081	74,168	72,348
523050 Postage	5,005	9,258	7,400	9,993
523060 Cellular Phones	61,441	60,518	63,255	62,361

MARION COUNTY FY 2024-25 BUDGET

BY DEPARTMENT

SHERIFF'S OFFICE

100 - General Fund	Actual FY 21-22	Actual FY 22-23	Budget FY 23-24	Proposed FY 24-25
Materials and Services				
523090 Long Distance Charges	1,901	2,180	1,802	635
523100 Radios and Accessories	19,669	44,070	38,664	28,889
Communications Total	195,307	228,779	223,464	211,297
Utilities				
524010 Electricity	333,648	351,017	382,658	422,773
524020 City Operations and St Lights	731	761	752	945
524040 Natural Gas	82,708	117,114	143,524	138,125
524050 Water	87,325	103,610	104,523	101,210
524070 Sewer	163,992	183,986	182,556	200,619
524090 Garbage Disposal and Recycling	20,958	22,423	22,377	26,355
Utilities Total	689,363	778,911	836,390	890,027
Contracted Services				
525110 Consulting Services	71,740	0	87,827	0
525210 Medical Services	173,962	236,558	223,113	255,539
525211 Psychiatric Services	22,377	27,640	28,996	26,216
525215 Dental Services	75,447	81,670	99,000	104,406
525220 Hospital Services	136,049	102,488	199,303	151,402
525225 Ambulance Services	5,956	5,644	5,000	10,561
525235 Laboratory Services	26,674	28,768	29,028	32,143
525240 XRay Services	29,053	59,642	34,476	42,969
525295 Health Providers	0	11,133	0	0
525310 Laundry Services	24,524	22,653	21,442	23,340
525320 Food Services	1,000,736	1,055,231	1,526,311	1,541,455
525330 Transportation Services	91	0	1,700	2,723
525350 Janitorial Services	673	673	673	1,129
525360 Public Works Services	2,763	3,708	1,950	0
525400 Public Safety Program Services	7,803	15,184	9,490	9,240
525410 Dispatch Services	1,060,093	1,117,106	1,186,048	1,185,966
525420 Regional Area Info Network	11,387	11,120	11,120	11,281
525440 Client Assistance	0	10,817	115,455	94,705
525449 Microsoft 365	0	0	0	127,605
525450 Subscription Services	36,555	23,836	213,210	54,900
525510 Legal Services	2,400	2,400	2,400	2,400
525555 Security Services	1,411	1,507	1,524	1,667
525710 Printing Services	15,924	22,083	21,001	23,275
525715 Advertising	175	0	3,000	1,075
525735 Mail Services	840	1,607	1,143	1,249
525740 Document Disposal Services	10,106	12,649	12,036	13,536
525770 Interpreters and Translators	1,461	2,936	2,611	2,724
525870 Hazardous Waste Disposal	4,668	5,572	5,550	6,111

MARION COUNTY FY 2024-25 BUDGET

BY DEPARTMENT

SHERIFF'S OFFICE

100 - General Fund	Actual FY 21-22	Actual FY 22-23	Budget FY 23-24	Proposed FY 24-25
Materials and Services				
525999 Other Contracted Services	33,934	32,286	35,022	38,268
Contracted Services Total	2,756,802	2,894,910	3,878,429	3,765,885
Repairs and Maintenance				
526010 Office Equipment Maintenance	71,581	55,364	67,052	69,829
526011 Dept Equipment Maintenance	7,984	6,208	3,668	2,131
526012 Vehicle Maintenance	19,449	13,235	39,803	25,894
526014 Radio Maintenance	156,783	133,899	108,271	139,474
526020 Computer Hardware Maintenance	6,438	4,692	1,907	0
526021 Computer Software Maintenance	13,788	136,409	151,352	182,140
526022 Telephone Maintenance	235	251	1,200	1,200
526030 Building Maintenance	53,209	51,432	51,244	51,357
526040 Remodels and Site Improvements	2,591	4,292	4,500	3,393
Repairs and Maintenance Total	332,057	405,781	428,997	475,418
Rentals				
527100 Vehicle Rental	2,701	2,760	5,340	2,865
527110 Fleet Leases	736,366	740,832	1,034,832	1,033,703
527120 Motor Pool Mileage	522	3,280	1,830	2,580
527130 Parking	758	938	220	150
527140 County Parking	15,180	15,180	15,180	15,180
527210 Building Rental Private	19,330	21,909	20,892	23,021
527300 Equipment Rental	4,277	4,846	5,561	5,075
527999 GASB 87 Adjustment	(41,908)	0	0	0
Rentals Total	737,227	789,744	1,083,855	1,082,574
Insurance				
528140 Malpractice Insurance Premiums	20,637	25,121	21,706	29,055
528220 Notary Bonds	240	635	595	336
528415 First Party Property Claims	7,858	6,979	0	0
Insurance Total	28,735	32,734	22,301	29,391
Miscellaneous				
529110 Mileage Reimbursement	0	349	0	1,100
529120 Commercial Travel	15,479	9,969	11,819	12,304
529130 Meals	14,966	21,162	26,664	28,526
529140 Lodging	33,426	41,406	36,505	43,595
529210 Meetings	2,520	782	2,150	2,150
529220 Conferences	530	0	0	0
529230 Training	73,032	98,178	93,186	109,518
529250 Tuition Reimbursement	1,000	1,240	1,000	1,000

MARION COUNTY FY 2024-25 BUDGET

BY DEPARTMENT

SHERIFF'S OFFICE

100 - General Fund	Actual FY 21-22	Actual FY 22-23	Budget FY 23-24	Proposed FY 24-25
Materials and Services				
529300 Dues and Memberships	7,007	9,393	9,954	14,638
529610 Homicide Investigations	665	1,854	1,500	1,500
529650 Pre Employment Costs	30,010	36,074	36,037	50,170
529690 Other Investigations	17,770	1,266	2,600	3,086
529740 Fairs and Shows	385	1,512	1,800	4,750
529830 Dog Licenses	0	0	160	160
529840 Professional Licenses	200	1,268	2,151	1,268
529850 Device Licenses	210	0	1,078	1,115
529860 Permits	88	88	0	0
529910 Awards and Recognition	5,430	18,023	7,690	26,450
529999 Miscellaneous Expense	1,638	50	0	0
Miscellaneous Total	204,355	242,614	234,294	301,330
Materials and Services Total	6,062,140	6,653,174	8,108,218	8,270,217
Administrative Charges				
611100 County Admin Allocation	328,293	394,109	501,226	533,546
611200 BS Admin Allocation	0	0	0	154,970
611210 Facilities Mgt Allocation	1,082,386	1,167,067	1,265,927	1,097,233
611220 Custodial Allocation	235,149	232,666	279,226	255,117
611230 Courier Allocation	11,403	19,631	21,322	19,031
611240 Grounds Maintenance Allocation	0	0	0	141,420
611250 Risk Management Allocation	189,842	207,016	255,466	223,632
611260 Human Resources Allocation	409,124	426,493	539,817	609,302
611300 Legal Services Allocation	324,568	337,935	323,882	322,594
611400 Information Tech Allocation	847,848	878,398	952,834	790,575
611410 FIMS Allocation	356,799	471,370	412,927	474,161
611420 Telecommunications Allocation	103,533	110,162	64,022	58,850
611430 Technology Solution Allocation	371,104	398,315	528,653	541,851
611600 Finance Allocation	410,706	512,407	604,160	628,111
611800 MCBEE Allocation	1,107	703	320,404	398,080
612100 IT Equipment Use Charges	165,095	160,265	77,151	170,629
614100 Liability Insurance Allocation	484,300	785,800	743,234	1,118,597
614200 WC Insurance Allocation	236,800	249,100	406,869	304,008
Administrative Charges Total	5,558,057	6,351,438	7,297,120	7,841,707
Capital Outlay				
531300 Departmental Equipment Capital	0	25,662	6,625	0
538100 Lease expense	26,326	0	0	0
Capital Outlay Total	26,326	25,662	6,625	0
Debt Service Principal				
541200 Lease Financing Principal	40,441	0	0	0
Debt Service Principal Total	40,441	0	0	0

MARION COUNTY FY 2024-25 BUDGET

BY DEPARTMENT

SHERIFF'S OFFICE

100 - General Fund	Actual FY 21-22	Actual FY 22-23	Budget FY 23-24	Proposed FY 24-25
Debt Service Interest				
542200 Lease Interest	1,570	(104)	0	0
Debt Service Interest Total	1,570	(104)	0	0
General Fund Total	44,875,457	48,441,933	56,293,049	57,909,930
180 - Community Corrections	Actual FY 21-22	Actual FY 22-23	Budget FY 23-24	Proposed FY 24-25
Personnel Services				
Salaries and Wages				
511110 Regular Wages	3,830,178	4,327,413	6,101,242	6,052,598
511115 Pandemic Recognition Pay	92,805	0	0	0
511120 Temporary Wages	0	0	0	57,845
511130 Vacation Pay	356,275	372,083	0	0
511140 Sick Pay	202,778	219,609	0	0
511141 Emergency Sick Pay	44,129	0	0	0
511150 Holiday Pay	286,365	315,472	0	0
511160 Comp Time Pay	14,685	21,299	0	0
511210 Compensation Credits	118,519	134,484	131,909	97,736
511220 Pager Pay	23,057	23,463	23,400	23,400
511240 Leave Payoff	32,763	50,534	0	0
511250 Training Pay	0	0	25,070	25,070
511270 Leadworker Pay	0	14	0	0
511280 Cell Phone Pay	1,362	1,362	2,122	2,122
511290 Health Insurance Waiver Pay	1,172	2,671	2,400	2,400
511410 Straight Pay	0	364	0	0
511420 Premium Pay	31,354	57,138	145,657	34,906
511930 Clothing Allowance	0	149	198	198
Salaries and Wages Total	5,035,443	5,526,053	6,431,998	6,296,275
Fringe Benefits				
512010 Fringe Benefits Budget Only	0	0	75,589	33,764
512110 PERS	1,289,942	1,414,419	1,558,907	1,552,651
512120 401K	32,488	35,483	37,194	36,524
512130 PERS Debt Service	117,447	192,823	286,837	347,790
512200 FICA	377,291	416,925	474,827	471,381
512300 Paid Leave Oregon	0	11,842	24,683	24,593
512310 Medical Insurance	1,088,980	1,181,217	1,401,912	1,466,485
512320 Dental Insurance	86,971	94,666	118,975	123,671
512330 Group Term Life Insurance	8,397	9,408	10,394	10,840
512340 Long Term Disability Insurance	16,725	18,498	21,656	22,563
512400 Unemployment Insurance	15,121	16,182	9,356	9,168
512520 Workers Comp Insurance	1,123	1,222	2,193	2,223
512600 Wellness Program	2,353	2,546	2,926	2,926

MARION COUNTY FY 2024-25 BUDGET

BY DEPARTMENT

SHERIFF'S OFFICE

180 - Community Corrections	Actual FY 21-22	Actual FY 22-23	Budget FY 23-24	Proposed FY 24-25
Personnel Services				
512610 Employee Assistance Program	2,197	2,392	2,708	2,706
512700 County HSA Contributions	9,862	11,532	11,206	13,796
512710 Temp Insurance Contributions	0	140	498	498
Fringe Benefits Total	3,048,898	3,409,295	4,039,861	4,121,579
Personnel Services Total	8,084,340	8,935,348	10,471,859	10,417,854
Materials and Services				
Supplies				
521010 Office Supplies	7,880	8,173	9,500	10,300
521030 Field Supplies	17,053	10,196	16,743	19,106
521070 Departmental Supplies	445	1,130	1,000	1,000
521080 Food Supplies	208	853	3,000	2,000
521090 Uniforms and Clothing	32,461	17,096	25,930	24,343
521100 Medical Supplies	348	0	500	500
521110 First Aid Supplies	113	34	500	500
521120 Drugs	0	0	250	250
521170 Educational Supplies	911	800	1,197	1,200
521210 Gasoline	15,062	21,509	23,488	19,316
Supplies Total	74,480	59,791	82,108	78,515
Materials				
522060 Sign Materials	0	44	0	0
522150 Small Office Equipment	1,865	1,750	1,200	1,500
522160 Small Departmental Equipment	4,156	31,117	5,954	3,464
522170 Computers Non Capital	11,407	2,002	3,470	18,083
522180 Software	0	1,776	343	4,458
Materials Total	17,428	36,689	10,967	27,505
Communications				
523010 Telephone Equipment	25	0	300	1,000
523020 Phone and Communication Svcs	2,172	1,217	1,385	1,872
523040 Data Connections	25,578	30,782	30,131	31,699
523050 Postage	14,501	2,581	7,371	11,254
523060 Cellular Phones	25,296	25,734	25,902	26,771
523090 Long Distance Charges	606	94	225	0
523100 Radios and Accessories	0	0	4,658	1,500
Communications Total	68,177	60,408	69,972	74,096
Utilities				
524010 Electricity	20,481	21,842	24,497	27,472
524020 City Operations and St Lights	0	0	2	2
524040 Natural Gas	7,277	9,712	10,381	10,626
524050 Water	0	0	339	328

MARION COUNTY FY 2024-25 BUDGET

BY DEPARTMENT

SHERIFF'S OFFICE

180 - Community Corrections	Actual FY 21-22	Actual FY 22-23	Budget FY 23-24	Proposed FY 24-25
Materials and Services				
524070 Sewer	0	0	592	652
Utilities Total	27,757	31,554	35,811	39,080
Contracted Services				
525110 Consulting Services	0	0	35,000	0
525155 Credit Card Fees	902	65	72	72
525210 Medical Services	0	0	5,100	4,900
525235 Laboratory Services	8,367	2,339	7,500	7,500
525261 Social Services	1,221,417	1,525,780	1,631,313	1,753,238
525310 Laundry Services	2,734	2,375	3,000	6,000
525330 Transportation Services	6,520	11,118	12,875	13,960
525335 Housing Subsidies	77,631	178,656	251,297	185,841
525350 Janitorial Services	3,885	4,309	4,968	6,582
525360 Public Works Services	0	170	0	0
525400 Public Safety Program Services	109,586	99,882	195,165	153,052
525410 Dispatch Services	111,917	114,939	89,125	89,266
525420 Regional Area Info Network	3,452	3,512	3,512	3,563
525440 Client Assistance	10,000	10,000	10,500	10,500
525449 Microsoft 365	0	0	0	38,467
525450 Subscription Services	2,227	220	1,379	5,012
525510 Legal Services	1,200	1,200	1,200	1,200
525710 Printing Services	1,188	1,711	2,000	2,000
525735 Mail Services	2,519	419	1,257	1,598
525740 Document Disposal Services	1,592	2,523	2,200	2,200
525770 Interpreters and Translators	309	1,228	1,000	1,000
525870 Hazardous Waste Disposal	171	100	100	100
525999 Other Contracted Services	198,623	299,274	356,917	356,917
Contracted Services Total	1,764,239	2,259,816	2,615,480	2,642,968
Repairs and Maintenance				
526010 Office Equipment Maintenance	14,493	12,267	16,056	16,651
526012 Vehicle Maintenance	0	0	240	0
526014 Radio Maintenance	0	0	1,000	1,000
526030 Building Maintenance	28	544	1,000	1,000
526040 Remodels and Site Improvements	0	907	4,070	2,000
Repairs and Maintenance Total	14,521	13,718	22,366	20,651
Rentals				
527100 Vehicle Rental	208	197	0	1,050
527110 Fleet Leases	140,901	126,827	125,724	142,182
527130 Parking	72	0	0	0
527210 Building Rental Private	23,112	25,551	26,281	28,121

MARION COUNTY FY 2024-25 BUDGET

BY DEPARTMENT

SHERIFF'S OFFICE

180 - Community Corrections	Actual FY 21-22	Actual FY 22-23	Budget FY 23-24	Proposed FY 24-25
Materials and Services				
527999 GASB 87 Adjustment	(29,137)	0	0	0
Rentals Total	135,156	152,575	152,005	171,353
Insurance				
528220 Notary Bonds	200	160	180	40
528415 First Party Property Claims	1,500	1,500	0	0
Insurance Total	1,700	1,660	180	40
Miscellaneous				
529120 Commercial Travel	543	657	400	1,500
529130 Meals	2,524	7,386	13,335	16,335
529140 Lodging	6,166	11,241	18,350	27,750
529210 Meetings	84	0	2,000	2,000
529230 Training	11,030	18,770	33,735	35,357
529300 Dues and Memberships	7,785	8,336	8,493	28,018
529590 Special Programs Other	1,000	1,000	4,000	2,000
529650 Pre Employment Costs	8,313	7,222	4,679	6,146
529910 Awards and Recognition	3,802	10,529	19,970	17,240
529999 Miscellaneous Expense	0	50	0	0
Miscellaneous Total	41,247	65,191	104,962	136,346
Materials and Services Total	2,144,706	2,681,401	3,093,851	3,190,554
Administrative Charges				
611100 County Admin Allocation	96,941	105,494	131,412	141,707
611200 BS Admin Allocation	0	0	0	42,819
611210 Facilities Mgt Allocation	84,857	93,199	99,362	86,122
611220 Custodial Allocation	63,861	66,125	76,009	69,446
611230 Courier Allocation	3,280	4,528	5,301	4,851
611240 Grounds Maintenance Allocation	0	0	0	11,750
611250 Risk Management Allocation	28,433	22,074	36,331	36,081
611260 Human Resources Allocation	117,690	111,990	134,212	155,309
611300 Legal Services Allocation	27,570	12,899	26,493	33,808
611400 Information Tech Allocation	256,474	249,875	263,142	218,443
611410 FIMS Allocation	108,074	129,260	114,018	131,012
611420 Telecommunications Allocation	31,343	29,443	17,665	16,255
611430 Technology Solution Allocation	112,304	110,095	146,060	149,815
611600 Finance Allocation	128,464	142,930	173,567	181,956
611800 MCBEE Allocation	335	242	88,367	110,114
612100 IT Equipment Use Charges	49,929	44,071	21,309	47,108
614100 Liability Insurance Allocation	64,400	84,700	127,571	197,016
614200 WC Insurance Allocation	43,600	23,600	35,987	32,499
Administrative Charges Total	1,217,555	1,230,525	1,496,806	1,666,111

MARION COUNTY FY 2024-25 BUDGET

BY DEPARTMENT

SHERIFF'S OFFICE

180 - Community Corrections	Actual FY 21-22	Actual FY 22-23	Budget FY 23-24	Proposed FY 24-25
Capital Outlay				
538100 Lease expense	5,049	0	0	0
Capital Outlay Total	5,049	0	0	0
Debt Service Principal				
541200 Lease Financing Principal	26,988	0	0	0
Debt Service Principal Total	26,988	0	0	0
Debt Service Interest				
542200 Lease Interest	2,321	(172)	0	0
Debt Service Interest Total	2,321	(172)	0	0
Transfers Out				
561100 Transfer to General Fund	4,540,346	4,540,346	4,496,800	4,496,800
561160 Xfer to Community Svcs Grants	1,000	1,000	1,000	1,000
561410 Transfer to Debt Service	129,078	129,078	129,078	129,078
Transfers Out Total	4,670,424	4,670,424	4,626,878	4,626,878
Contingency				
571010 Contingency	0	0	830,402	2,279,573
Contingency Total	0	0	830,402	2,279,573
Ending Fund Balance				
573010 Unapprop Ending Fund Balance	0	0	0	614,759
Ending Fund Balance Total	0	0	0	614,759
Community Corrections Total	16,151,384	17,517,526	20,519,796	22,795,729
245 - Enhanced Public Safety ESSD				
	Actual FY 21-22	Actual FY 22-23	Budget FY 23-24	Proposed FY 24-25
Personnel Services				
Salaries and Wages				
511110 Regular Wages	608,010	646,062	823,327	855,720
511115 Pandemic Recognition Pay	15,000	0	0	0
511130 Vacation Pay	32,567	36,838	0	0
511140 Sick Pay	26,830	36,162	0	0
511141 Emergency Sick Pay	9,389	0	0	0
511150 Holiday Pay	45,661	49,480	0	0
511160 Comp Time Pay	13,475	25,982	0	0
511210 Compensation Credits	6,381	0	0	0
511240 Leave Payoff	3,884	1,959	0	0
511420 Premium Pay	59,088	86,855	79,166	79,166
511430 Court Time	24,474	25,682	16,779	16,779
Salaries and Wages Total	844,759	909,019	919,272	951,665
Fringe Benefits				
512010 Fringe Benefits Budget Only	0	0	36,929	37,889
512110 PERS	217,448	234,992	205,832	213,931
512130 PERS Debt Service	20,774	32,921	37,873	47,921

MARION COUNTY FY 2024-25 BUDGET

BY DEPARTMENT

SHERIFF'S OFFICE

245 - Enhanced Public Safety ESSD	Actual FY 21-22	Actual FY 22-23	Budget FY 23-24	Proposed FY 24-25
Personnel Services				
512200 FICA	60,672	68,003	62,728	65,189
512300 Paid Leave Oregon	0	1,986	3,293	3,422
512310 Medical Insurance	189,035	182,703	204,480	227,280
512320 Dental Insurance	17,249	17,665	17,160	19,080
512330 Group Term Life Insurance	1,215	1,303	1,416	1,537
512340 Long Term Disability Insurance	2,516	2,695	2,948	3,206
512400 Unemployment Insurance	2,539	2,660	1,234	1,282
512520 Workers Comp Insurance	220	230	300	300
512600 Wellness Program	386	399	400	400
512610 Employee Assistance Program	360	375	370	370
512710 Temp Insurance Contributions	0	1,679	6,000	6,000
Fringe Benefits Total	512,414	547,610	580,963	627,807
Personnel Services Total	1,357,174	1,456,629	1,500,235	1,579,472
Materials and Services				
Supplies				
521010 Office Supplies	0	0	940	940
521030 Field Supplies	3,866	2,301	3,720	3,122
521070 Departmental Supplies	0	500	1,540	1,540
521090 Uniforms and Clothing	674	1,758	5,620	7,860
521210 Gasoline	34,455	34,914	34,650	34,552
Supplies Total	38,995	39,473	46,470	48,014
Materials				
522160 Small Departmental Equipment	14,023	17,434	0	4,310
522170 Computers Non Capital	344	0	0	2,143
Materials Total	14,367	17,434	0	6,453
Communications				
523040 Data Connections	960	885	4,801	4,897
523050 Postage	0	0	1,330	1,330
523060 Cellular Phones	7,098	5,181	5,354	4,026
Communications Total	8,058	6,066	11,485	10,253
Contracted Services				
525310 Laundry Services	167	0	1,340	500
525400 Public Safety Program Services	1,003	0	2,110	2,110
525410 Dispatch Services	174,871	179,593	182,825	182,825
525449 Microsoft 365	0	0	0	2,360
525710 Printing Services	0	0	470	0
Contracted Services Total	176,040	179,593	186,745	187,795

MARION COUNTY FY 2024-25 BUDGET

BY DEPARTMENT

SHERIFF'S OFFICE

245 - Enhanced Public Safety ESSD	Actual FY 21-22	Actual FY 22-23	Budget FY 23-24	Proposed FY 24-25
Materials and Services				
Repairs and Maintenance				
526010 Office Equipment Maintenance	1,669	1,159	1,210	989
526012 Vehicle Maintenance	0	0	90	0
Repairs and Maintenance Total	1,669	1,159	1,300	989
Rentals				
527110 Fleet Leases	62,386	59,929	71,554	85,211
527210 Building Rental Private	0	100	0	0
527999 GASB 87 Adjustment	(58)	0	0	0
Rentals Total	62,328	60,029	71,554	85,211
Insurance				
528415 First Party Property Claims	0	1,500	0	0
Insurance Total	0	1,500	0	0
Miscellaneous				
529120 Commercial Travel	0	0	1,800	1,800
529130 Meals	0	0	900	900
529140 Lodging	0	0	3,330	3,330
529230 Training	0	0	1,575	1,575
Miscellaneous Total	0	0	7,605	7,605
Materials and Services Total	301,459	305,254	325,159	346,320
Administrative Charges				
611100 County Admin Allocation	12,555	14,992	18,739	19,680
611200 BS Admin Allocation	0	0	0	5,775
611230 Courier Allocation	423	755	779	695
611250 Risk Management Allocation	1,975	2,819	3,287	3,553
611260 Human Resources Allocation	15,189	16,306	19,717	22,247
611400 Information Tech Allocation	33,434	36,299	36,297	29,493
611410 FIMS Allocation	14,046	19,141	15,803	17,667
611420 Telecommunications Allocation	4,090	4,460	2,464	2,184
611430 Technology Solution Allocation	14,728	16,197	20,105	20,262
611600 Finance Allocation	16,358	21,365	23,627	23,862
611800 MCBEE Allocation	43	35	12,272	14,821
612100 IT Equipment Use Charges	6,497	6,549	2,943	6,414
614100 Liability Insurance Allocation	4,400	9,200	8,400	13,100
614200 WC Insurance Allocation	3,100	4,900	6,400	9,500
Administrative Charges Total	126,838	153,018	170,833	189,253
Debt Service Principal				
541200 Lease Financing Principal	58	0	0	0
Debt Service Principal Total	58	0	0	0

MARION COUNTY FY 2024-25 BUDGET

BY DEPARTMENT

SHERIFF'S OFFICE

245 - Enhanced Public Safety ESSD	Actual FY 21-22	Actual FY 22-23	Budget FY 23-24	Proposed FY 24-25
Contingency				
571010 Contingency	0	0	278,746	237,343
Contingency Total	0	0	278,746	237,343
Ending Fund Balance				
573010 Unapprop Ending Fund Balance	0	0	512,490	21,037
Ending Fund Balance Total	0	0	512,490	21,037
Enhanced Public Safety ESSD Total	1,785,528	1,914,901	2,787,463	2,373,425
250 - Sheriff Grants				
	Actual FY 21-22	Actual FY 22-23	Budget FY 23-24	Proposed FY 24-25
Personnel Services				
Salaries and Wages				
511020 Salaries and Wages Budget Only	0	0	9,091	0
511110 Regular Wages	1,009,640	960,589	1,163,679	1,094,098
511115 Pandemic Recognition Pay	21,600	0	0	0
511120 Temporary Wages	18,694	6,911	0	0
511130 Vacation Pay	70,752	70,516	0	0
511140 Sick Pay	43,634	44,867	0	0
511141 Emergency Sick Pay	5,848	0	0	0
511150 Holiday Pay	76,721	72,107	0	0
511160 Comp Time Pay	8,347	10,330	0	0
511180 Differential Pay	0	3	0	0
511210 Compensation Credits	20,169	18,079	21,008	24,943
511220 Pager Pay	48,594	12,449	1,088	0
511240 Leave Payoff	2,840	1,943	0	0
511270 Leadworker Pay	0	250	0	0
511290 Health Insurance Waiver Pay	1,071	0	0	0
511410 Straight Pay	1,233	0	0	0
511420 Premium Pay	297,155	233,028	217,783	198,590
511430 Court Time	5,455	3,398	0	0
511450 Premium Pay Temps	239	301	0	0
511470 Extra Duty Contract Pay	38,743	41,422	0	0
Salaries and Wages Total	1,670,734	1,476,193	1,412,649	1,317,631
Fringe Benefits				
512010 Fringe Benefits Budget Only	0	0	87,783	77,137
512110 PERS	419,105	366,560	296,172	279,762
512120 401K	907	985	0	0
512130 PERS Debt Service	42,663	54,121	54,494	62,666
512200 FICA	123,534	108,679	90,276	85,238
512300 Paid Leave Oregon	0	2,989	6,271	4,475
512310 Medical Insurance	325,219	306,402	277,075	281,827
512320 Dental Insurance	25,505	24,833	23,255	23,659

MARION COUNTY FY 2024-25 BUDGET

BY DEPARTMENT

SHERIFF'S OFFICE

250 - Sheriff Grants	Actual FY 21-22	Actual FY 22-23	Budget FY 23-24	Proposed FY 24-25
Personnel Services				
512330 Group Term Life Insurance	2,092	1,949	1,937	1,888
512340 Long Term Disability Insurance	4,329	4,024	4,036	3,926
512400 Unemployment Insurance	4,989	4,250	1,778	1,679
512520 Workers Comp Insurance	344	316	407	372
512600 Wellness Program	634	592	543	496
512610 Employee Assistance Program	591	556	502	459
512710 Temp Insurance Contributions	0	2,184	8,040	7,440
Fringe Benefits Total	949,913	878,440	852,569	831,024
Personnel Services Total	2,620,647	2,354,633	2,265,218	2,148,655
Materials and Services				
Supplies				
521010 Office Supplies	2,951	1,630	5,593	2,744
521030 Field Supplies	4,113	1,036	2,011	1,676
521040 Institutional Supplies	20,309	13,340	35,167	27,503
521050 Janitorial Supplies	7,932	7,325	10,119	9,806
521070 Departmental Supplies	96,963	10,272	8,079	6,952
521080 Food Supplies	2,552	794	900	995
521090 Uniforms and Clothing	8,683	6,098	6,057	7,601
521100 Medical Supplies	7,285	0	1,812	1,812
521120 Drugs	5,247	0	522	522
521170 Educational Supplies	0	656	6,484	5,400
521210 Gasoline	43,899	54,169	53,106	38,979
521220 Diesel	0	0	595	595
521300 Safety Clothing	807	1,826	2,650	1,150
Supplies Total	200,742	97,146	133,095	105,735
Materials				
522100 Parts	1,851	1,948	3,822	1,500
522150 Small Office Equipment	42,072	32,598	0	25,000
522160 Small Departmental Equipment	46,560	11,875	18,028	24,507
522170 Computers Non Capital	6,410	0	0	3,215
522180 Software	5,904	1,682	1,305	10,883
Materials Total	102,797	48,102	23,155	65,105
Communications				
523040 Data Connections	7,571	2,104	2,952	2,460
523050 Postage	5,375	17,898	13,249	15,798
523060 Cellular Phones	5,629	4,806	4,589	4,735
523090 Long Distance Charges	8	0	15	15
Communications Total	18,583	24,809	20,805	23,008
Contracted Services				
525110 Consulting Services	0	0	0	160,581

MARION COUNTY FY 2024-25 BUDGET

BY DEPARTMENT

SHERIFF'S OFFICE

250 - Sheriff Grants	Actual FY 21-22	Actual FY 22-23	Budget FY 23-24	Proposed FY 24-25
Materials and Services				
525210 Medical Services	13,265	13,883	14,192	14,192
525310 Laundry Services	627	345	852	710
525320 Food Services	16,602	16,602	0	0
525335 Housing Subsidies	80,277	0	0	0
525400 Public Safety Program Services	1,076	791	1,614	1,345
525410 Dispatch Services	117,130	130,090	117,153	100,721
525440 Client Assistance	0	53,549	52,951	0
525449 Microsoft 365	0	0	0	20,998
525450 Subscription Services	0	8,449	0	60,000
525710 Printing Services	1,465	1,599	3,277	2,478
525715 Advertising	1,200	0	0	0
525735 Mail Services	840	2,837	2,121	2,147
525770 Interpreters and Translators	0	50	0	0
525999 Other Contracted Services	300,433	4,371	10,330	4,059
Contracted Services Total	532,914	232,566	202,490	367,231
Repairs and Maintenance				
526010 Office Equipment Maintenance	2,762	3,634	3,156	2,669
526011 Dept Equipment Maintenance	923	923	923	340
526012 Vehicle Maintenance	2,734	5,516	4,250	3,950
526021 Computer Software Maintenance	10,170	9,075	20,924	9,825
Repairs and Maintenance Total	16,589	19,148	29,253	16,784
Rentals				
527100 Vehicle Rental	0	507	0	0
527110 Fleet Leases	95,922	88,650	113,042	106,663
527120 Motor Pool Mileage	123	122	0	0
527999 GASB 87 Adjustment	(2,189)	0	0	0
Rentals Total	93,856	89,279	113,042	106,663
Insurance				
528415 First Party Property Claims	0	1,500	0	0
Insurance Total	0	1,500	0	0
Miscellaneous				
529120 Commercial Travel	1,034	2,847	0	0
529130 Meals	3,978	3,139	3,035	2,285
529140 Lodging	2,246	4,864	6,375	4,875
529230 Training	14,474	15,733	21,951	8,540
529300 Dues and Memberships	0	100	1,068	0
529690 Other Investigations	46,054	47,557	31,935	35,985
529910 Awards and Recognition	94	0	350	2,000
Miscellaneous Total	67,880	74,240	64,714	53,685
Materials and Services Total	1,033,362	586,789	586,554	738,211

MARION COUNTY FY 2024-25 BUDGET

BY DEPARTMENT

SHERIFF'S OFFICE

250 - Sheriff Grants	Actual FY 21-22	Actual FY 22-23	Budget FY 23-24	Proposed FY 24-25
Administrative Charges				
611100 County Admin Allocation	28,240	33,023	38,445	30,266
611200 BS Admin Allocation	0	0	0	9,036
611230 Courier Allocation	879	1,591	1,597	1,049
611250 Risk Management Allocation	6,845	7,838	17,190	10,530
611260 Human Resources Allocation	31,538	34,387	40,429	33,603
611400 Information Tech Allocation	80,422	82,951	74,895	46,061
611410 FIMS Allocation	33,875	43,808	32,439	27,645
611420 Telecommunications Allocation	9,806	10,279	5,012	3,431
611430 Technology Solution Allocation	35,243	37,200	41,689	31,621
611600 Finance Allocation	45,895	50,227	47,739	38,805
611800 MCBEE Allocation	105	82	25,114	23,252
612100 IT Equipment Use Charges	15,664	14,956	6,053	8,073
614100 Liability Insurance Allocation	17,200	29,400	47,476	50,196
614200 WC Insurance Allocation	8,800	9,800	29,910	16,789
Administrative Charges Total	314,512	355,540	407,988	330,357
Capital Outlay				
531300 Departmental Equipment Capital	0	53,554	117,711	0
531350 Canines	0	25,860	0	0
532400 Off Road Vehicles	2,822	116,630	23,675	0
Capital Outlay Total	2,822	196,044	141,386	0
Debt Service Principal				
541200 Lease Financing Principal	2,182	0	0	0
Debt Service Principal Total	2,182	0	0	0
Debt Service Interest				
542200 Lease Interest	6	0	0	0
Debt Service Interest Total	6	0	0	0
Transfers Out				
561180 Transfer to Comm Corrections	0	77,406	0	0
561595 Transfer to Fleet Management	0	57,377	0	0
Transfers Out Total	0	134,783	0	0
Contingency				
571010 Contingency	0	0	477,047	441,405
Contingency Total	0	0	477,047	441,405
Ending Fund Balance				
573010 Unapprop Ending Fund Balance	0	0	904,156	754,638
Ending Fund Balance Total	0	0	904,156	754,638
Sheriff Grants Total	3,973,532	3,627,789	4,782,349	4,413,266

MARION COUNTY FY 2024-25 BUDGET

BY DEPARTMENT

SHERIFF'S OFFICE

255 - Traffic Safety Team	Actual FY 21-22	Actual FY 22-23	Budget FY 23-24	Proposed FY 24-25
Personnel Services				
Salaries and Wages				
511110 Regular Wages	557,676	556,397	719,843	866,329
511115 Pandemic Recognition Pay	13,875	0	0	0
511130 Vacation Pay	43,879	47,701	0	0
511140 Sick Pay	26,975	15,116	0	0
511141 Emergency Sick Pay	6,455	0	0	0
511150 Holiday Pay	49,953	45,702	0	0
511160 Comp Time Pay	64,788	27,723	0	0
511210 Compensation Credits	20,562	26,021	28,508	25,054
511240 Leave Payoff	6,985	10,602	0	0
511290 Health Insurance Waiver Pay	936	2,407	2,400	2,400
511410 Straight Pay	22,745	14,218	0	0
511420 Premium Pay	93,967	88,517	81,003	36,290
511430 Court Time	10,193	5,817	10,200	10,000
511470 Extra Duty Contract Pay	2,667	0	0	0
Salaries and Wages Total	921,655	840,220	841,954	940,073
Fringe Benefits				
512010 Fringe Benefits Budget Only	0	0	35,102	17,658
512110 PERS	224,959	220,828	187,690	223,448
512120 401K	3,673	3,497	3,138	3,175
512130 PERS Debt Service	16,451	26,231	34,535	50,050
512200 FICA	66,210	60,885	57,230	68,155
512300 Paid Leave Oregon	0	1,602	3,245	3,575
512310 Medical Insurance	168,457	169,394	143,136	210,234
512320 Dental Insurance	13,548	13,089	12,012	17,649
512330 Group Term Life Insurance	1,166	1,291	1,187	1,512
512340 Long Term Disability Insurance	2,374	2,620	2,478	3,148
512400 Unemployment Insurance	2,760	2,464	1,125	1,342
512520 Workers Comp Insurance	186	175	308	308
512600 Wellness Program	344	350	410	410
512610 Employee Assistance Program	321	329	379	379
512700 County HSA Contributions	975	0	0	0
512710 Temp Insurance Contributions	0	944	5,550	5,550
Fringe Benefits Total	501,424	503,697	487,525	606,593
Personnel Services Total	1,423,080	1,343,917	1,329,479	1,546,666
Materials and Services				
Supplies				
521010 Office Supplies	658	431	884	800
521030 Field Supplies	2,847	1,699	2,794	2,344
521050 Janitorial Supplies	151	0	300	500

MARION COUNTY FY 2024-25 BUDGET

BY DEPARTMENT

SHERIFF'S OFFICE

255 - Traffic Safety Team	Actual FY 21-22	Actual FY 22-23	Budget FY 23-24	Proposed FY 24-25
Materials and Services				
521070 Departmental Supplies	2,632	1,630	7,000	4,000
521090 Uniforms and Clothing	2,131	183	2,979	3,120
521110 First Aid Supplies	837	229	1,500	500
521170 Educational Supplies	7,024	1,000	0	0
521210 Gasoline	40,405	45,301	28,902	43,033
Supplies Total	56,685	50,473	44,359	54,297
Materials				
522150 Small Office Equipment	244	849	0	0
522160 Small Departmental Equipment	13,610	1,821	23,100	16,500
522170 Computers Non Capital	122	2,715	6,000	3,428
522180 Software	0	4,984	0	0
Materials Total	13,976	10,369	29,100	19,928
Communications				
523020 Phone and Communication Svcs	1,452	1,447	1,457	4,304
523040 Data Connections	7,392	13,976	3,361	13,681
523050 Postage	524	23	700	700
523060 Cellular Phones	3,958	2,816	2,872	2,804
523100 Radios and Accessories	0	0	1,000	0
Communications Total	13,326	18,262	9,390	21,489
Utilities				
524090 Garbage Disposal and Recycling	455	421	400	400
Utilities Total	455	421	400	400
Contracted Services				
525155 Credit Card Fees	6,097	8,377	6,500	6,500
525310 Laundry Services	14	0	100	100
525350 Janitorial Services	2,956	2,956	1,800	2,104
525410 Dispatch Services	173,122	177,796	183,796	182,069
525449 Microsoft 365	0	0	0	9,198
525450 Subscription Services	2,782	14,802	19,389	8,834
525555 Security Services	455	455	500	1,955
525710 Printing Services	0	0	250	500
525740 Document Disposal Services	255	180	560	560
Contracted Services Total	185,681	204,567	212,895	211,820
Repairs and Maintenance				
526010 Office Equipment Maintenance	1,389	1,069	1,560	1,700
526011 Dept Equipment Maintenance	1,887	0	2,750	8,750
526012 Vehicle Maintenance	300	0	150	0
526020 Computer Hardware Maintenance	0	0	0	1,500

MARION COUNTY FY 2024-25 BUDGET

BY DEPARTMENT

SHERIFF'S OFFICE

255 - Traffic Safety Team	Actual FY 21-22	Actual FY 22-23	Budget FY 23-24	Proposed FY 24-25
Materials and Services				
526021 Computer Software Maintenance	34,853	38,434	39,656	51,306
526030 Building Maintenance	125	30	0	0
Repairs and Maintenance Total	38,554	39,533	44,116	63,256
Rentals				
527100 Vehicle Rental	0	0	150	150
527110 Fleet Leases	91,247	110,768	116,915	138,905
527210 Building Rental Private	7,616	7,777	7,942	8,110
527999 GASB 87 Adjustment	(694)	0	0	0
Rentals Total	98,169	118,545	125,007	147,165
Insurance				
528110 Liability Insurance Premiums	0	0	0	9,336
528220 Notary Bonds	0	73	0	0
Insurance Total	0	73	0	9,336
Miscellaneous				
529120 Commercial Travel	0	0	2,350	5,150
529130 Meals	1,227	1,975	2,230	4,680
529140 Lodging	385	6,300	4,775	7,150
529210 Meetings	94	285	1,000	1,000
529230 Training	345	6,100	6,565	13,640
529300 Dues and Memberships	0	154	0	0
529840 Professional Licenses	0	0	1,000	1,500
529910 Awards and Recognition	0	346	250	250
Miscellaneous Total	2,051	15,159	18,170	33,370
Materials and Services Total	408,897	457,400	483,437	561,061
Administrative Charges				
611100 County Admin Allocation	15,831	17,320	21,034	18,084
611200 BS Admin Allocation	0	0	0	5,623
611230 Courier Allocation	508	821	837	600
611250 Risk Management Allocation	2,448	1,979	9,674	4,260
611260 Human Resources Allocation	18,210	17,763	21,191	19,192
611400 Information Tech Allocation	43,967	44,196	42,483	28,945
611410 FIMS Allocation	18,528	23,272	18,478	17,206
611420 Telecommunications Allocation	5,354	5,430	2,881	2,149
611430 Technology Solution Allocation	19,199	19,739	23,654	19,648
611600 Finance Allocation	23,750	27,177	28,245	24,231
611800 MCBEE Allocation	58	44	14,349	14,583
612100 IT Equipment Use Charges	8,544	7,965	3,441	6,193
614100 Liability Insurance Allocation	5,600	6,200	24,919	17,191
614200 WC Insurance Allocation	3,700	3,700	18,634	9,904
Administrative Charges Total	165,697	175,608	229,820	187,809

MARION COUNTY FY 2024-25 BUDGET

BY DEPARTMENT

SHERIFF'S OFFICE

255 - Traffic Safety Team	Actual FY 21-22	Actual FY 22-23	Budget FY 23-24	Proposed FY 24-25
Debt Service Principal				
541200 Lease Financing Principal	691	0	0	0
Debt Service Principal Total	691	0	0	0
Debt Service Interest				
542200 Lease Interest	2	0	0	0
Debt Service Interest Total	2	0	0	0
Transfers Out				
561100 Transfer to General Fund	275,000	200,000	200,000	0
561250 Transfer to Sheriff Grants	34,549	45,596	64,394	0
Transfers Out Total	309,549	245,596	264,394	0
Contingency				
571010 Contingency	0	0	0	133,631
Contingency Total	0	0	0	133,631
Traffic Safety Team Total	2,307,916	2,222,521	2,307,130	2,429,167
290 - Inmate Welfare	Actual FY 21-22	Actual FY 22-23	Budget FY 23-24	Proposed FY 24-25
Materials and Services				
Supplies				
521010 Office Supplies	0	529	700	200
521040 Institutional Supplies	5,324	19,987	12,150	20,150
521070 Departmental Supplies	1,995	416	3,000	3,000
521100 Medical Supplies	411	366	400	400
521110 First Aid Supplies	244	165	300	300
521170 Educational Supplies	1,233	1,518	2,200	2,200
521190 Publications	10,736	10,919	15,401	15,405
521210 Gasoline	0	0	600	600
521300 Safety Clothing	9,944	3,689	10,000	10,000
521310 Safety Equipment	1,367	460	500	500
Supplies Total	31,254	38,049	45,251	52,755
Materials				
522060 Sign Materials	496	256	1,000	1,000
522160 Small Departmental Equipment	22,067	37,074	25,590	16,650
Materials Total	22,563	37,330	26,590	17,650
Communications				
523050 Postage	1,592	1,351	2,000	2,000
Communications Total	1,592	1,351	2,000	2,000
Contracted Services				
525261 Social Services	221,421	217,719	198,020	198,921
525320 Food Services	1,111	1,075	1,000	1,000
525330 Transportation Services	9,405	14,688	17,340	22,340
525450 Subscription Services	242	261	300	372
Contracted Services Total	232,179	233,743	216,660	222,633

MARION COUNTY FY 2024-25 BUDGET

BY DEPARTMENT

SHERIFF'S OFFICE

290 - Inmate Welfare	Actual FY 21-22	Actual FY 22-23	Budget FY 23-24	Proposed FY 24-25
Materials and Services				
Repairs and Maintenance				
526011 Dept Equipment Maintenance	2,015	1,920	4,000	4,000
526012 Vehicle Maintenance	905	128	0	0
526040 Remodels and Site Improvements	4,086	320	523	523
Repairs and Maintenance Total	7,006	2,368	4,523	4,523
Miscellaneous				
529850 Device Licenses	2,076	2,120	2,076	2,120
Miscellaneous Total	2,076	2,120	2,076	2,120
Materials and Services Total	296,669	314,961	297,100	301,681
Administrative Charges				
611100 County Admin Allocation	463	1,999	1,763	1,617
611200 BS Admin Allocation	0	0	0	940
611400 Information Tech Allocation	2,337	9,290	6,760	4,738
611410 FIMS Allocation	1,007	4,892	2,946	2,876
611420 Telecommunications Allocation	301	1,164	459	347
611430 Technology Solution Allocation	1,052	4,049	3,844	3,377
611600 Finance Allocation	2,482	7,735	6,006	6,360
611800 MCBEE Allocation	3	9	2,267	2,501
612100 IT Equipment Use Charges	445	1,681	539	995
Administrative Charges Total	8,090	30,819	24,584	23,751
Capital Outlay				
531300 Departmental Equipment Capital	95,356	10,832	10,780	82,955
Capital Outlay Total	95,356	10,832	10,780	82,955
Contingency				
571010 Contingency	0	0	6,582	96,173
Contingency Total	0	0	6,582	96,173
Ending Fund Balance				
573010 Unapprop Ending Fund Balance	0	0	621,333	457,169
Ending Fund Balance Total	0	0	621,333	457,169
Inmate Welfare Total	400,115	356,612	960,379	961,729
Sheriff's Office Grand Total	69,493,932	74,081,281	87,650,166	90,883,246

MARION COUNTY FY 2024-25 BUDGET
BY DEPARTMENT
SHERIFF'S OFFICE

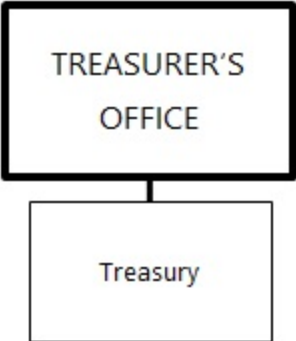
THIS PAGE HAS BEEN INTENTIONALLY LEFT BLANK

MARION COUNTY FY 2024-25 BUDGET

BY DEPARTMENT

TREASURER'S OFFICE

TREASURER'S OFFICE



DEPARTMENT OVERVIEW

The Treasurer's Office has been consolidated organizationally and budgetarily with the Finance Department as of July 1, 2022. See the Finance Department budget section for details, starting on page 211.

Please note that Oregon Local Budget Law requires that two years of actual resources and expenditures be maintained. The historical data is presented in accordance with Oregon Local Budget Law.

MARION COUNTY FY 2024-25 BUDGET

BY DEPARTMENT

TREASURER'S OFFICE

RESOURCE AND REQUIREMENT SUMMARY

Treasurer's Office	FY 21-22 ACTUAL	FY 22-23 ACTUAL	FY 23-24 BUDGET	FY 24-25 PROPOSED	+/- %
RESOURCES					
Intergovernmental Federal	4,775	0	0	0	n.a.
General Fund Transfers	486,889	0	0	0	n.a.
TOTAL RESOURCES	491,664	0	0	0	n.a.
REQUIREMENTS					
Personnel Services					
Salaries and Wages	190,695	0	0	0	n.a.
Fringe Benefits	123,831	0	0	0	n.a.
Total Personnel Services	314,526	0	0	0	n.a.
Materials and Services					
Supplies	1,093	0	0	0	n.a.
Materials	3,793	0	0	0	n.a.
Communications	154	0	0	0	n.a.
Utilities	2,825	0	0	0	n.a.
Contracted Services	76,413	0	0	0	n.a.
Repairs and Maintenance	22,397	0	0	0	n.a.
Rentals	3,591	0	0	0	n.a.
Insurance	2,712	0	0	0	n.a.
Miscellaneous	897	0	0	0	n.a.
Total Materials and Services	113,876	0	0	0	n.a.
Administrative Charges	62,751	0	0	0	n.a.
Debt Service Principal	506	0	0	0	n.a.
Debt Service Interest	5	0	0	0	n.a.
TOTAL REQUIREMENTS	491,664	0	0	0	n.a.
FTE	2.00	0.00	0.00	0.00	n.a.

MARION COUNTY FY 2024-25 BUDGET

BY DEPARTMENT

TREASURER'S OFFICE

FUNDS

Fund Name	FY 21-22 ACTUAL	FY 22-23 ACTUAL	FY 23-24 BUDGET	FY 24-25 PROPOSED	% of Total
RESOURCES					
FND 100 General Fund	491,664	0	0	0	n.a.
TOTAL RESOURCES	491,664	0	0	0	100.0%
REQUIREMENTS					
FND 100 General Fund	491,664	0	0	0	n.a.
TOTAL REQUIREMENTS	491,664	0	0	0	100.0%

PROGRAMS

	FY 21-22 ACTUAL	FY 22-23 ACTUAL	FY 23-24 BUDGET	FY 24-25 PROPOSED	+/- %
RESOURCES					
Treasury	491,664	0	0	0	n.a.
TOTAL RESOURCES	491,664	0	0	0	n.a.
REQUIREMENTS					
Treasury	491,664	0	0	0	n.a.
TOTAL REQUIREMENTS	491,664	0	0	0	n.a.

MARION COUNTY FY 2024-25 BUDGET

BY DEPARTMENT

TREASURER'S OFFICE

Treasury Program

.

Program Summary

Treasurer's Office

Program: Treasury

	FY 21-22 ACTUAL	FY 22-23 ACTUAL	FY 23-24 BUDGET	FY 24-25 PROPOSED	+/- %
RESOURCES					
Intergovernmental Federal	4,775	0	0	0	n.a.
General Fund Transfers	486,889	0	0	0	n.a.
TOTAL RESOURCES	491,664	0	0	0	n.a.
REQUIREMENTS					
Personnel Services	314,526	0	0	0	n.a.
Materials and Services	113,876	0	0	0	n.a.
Administrative Charges	62,751	0	0	0	n.a.
Debt Service Principal	506	0	0	0	n.a.
Debt Service Interest	5	0	0	0	n.a.
TOTAL REQUIREMENTS	491,664	0	0	0	n.a.
FTE	2.00	0.00	0.00	0.00	n.a.

Treasury Program Budget Justification

RESOURCES

The Treasury Program, all treasury functions, and staff were consolidated with the Finance Department beginning July 1, 2022.

MARION COUNTY FY 2024-25 BUDGET

BY DEPARTMENT

TREASURER'S OFFICE

Resources by Fund Detail

100 - General Fund	Actual FY 21-22	Actual FY 22-23	Budget FY 23-24	Proposed FY 24-25
Intergovernmental Federal				
331404 County American Rescue Plan	4,775	0	0	0
Intergovernmental Federal Total	4,775	0	0	0
General Fund Transfers				
381100 Transfer from General Fund	486,889	0	0	0
General Fund Transfers Total	486,889	0	0	0
General Fund Total	491,664	0	0	0
Treasurer's Office Grand Total	491,664	0	0	0

MARION COUNTY FY 2024-25 BUDGET

BY DEPARTMENT

TREASURER'S OFFICE

Requirements by Fund Detail

100 - General Fund	Actual FY 21-22	Actual FY 22-23	Budget FY 23-24	Proposed FY 24-25
Personnel Services				
Salaries and Wages				
511110 Regular Wages	152,719	0	0	0
511115 Pandemic Recognition Pay	3,750	0	0	0
511130 Vacation Pay	1,706	0	0	0
511140 Sick Pay	4,480	0	0	0
511141 Emergency Sick Pay	667	0	0	0
511150 Holiday Pay	7,437	0	0	0
511160 Comp Time Pay	42	0	0	0
511210 Compensation Credits	1,738	0	0	0
511240 Leave Payoff	16,977	0	0	0
511280 Cell Phone Pay	418	0	0	0
511420 Premium Pay	762	0	0	0
Salaries and Wages Total	190,695	0	0	0
Fringe Benefits				
512110 PERS	42,294	0	0	0
512120 401K	7,653	0	0	0
512130 PERS Debt Service	4,751	0	0	0
512200 FICA	13,989	0	0	0
512310 Medical Insurance	49,646	0	0	0
512320 Dental Insurance	3,868	0	0	0
512330 Group Term Life Insurance	267	0	0	0
512340 Long Term Disability Insurance	525	0	0	0
512400 Unemployment Insurance	573	0	0	0
512520 Workers Comp Insurance	48	0	0	0
512600 Wellness Program	112	0	0	0
512610 Employee Assistance Program	105	0	0	0
Fringe Benefits Total	123,831	0	0	0
Personnel Services Total	314,526	0	0	0
Materials and Services				
Supplies				
521010 Office Supplies	902	0	0	0
521070 Departmental Supplies	191	0	0	0
Supplies Total	1,093	0	0	0
Materials				
522150 Small Office Equipment	1,575	0	0	0
522170 Computers Non Capital	1,673	0	0	0
522180 Software	545	0	0	0
Materials Total	3,793	0	0	0

MARION COUNTY FY 2024-25 BUDGET

BY DEPARTMENT

TREASURER'S OFFICE

100 - General Fund	Actual FY 21-22	Actual FY 22-23	Budget FY 23-24	Proposed FY 24-25
Materials and Services				
Communications				
523040 Data Connections	137	0	0	0
523090 Long Distance Charges	18	0	0	0
Communications Total	154	0	0	0
Utilities				
524010 Electricity	2,490	0	0	0
524020 City Operations and St Lights	6	0	0	0
524040 Natural Gas	25	0	0	0
524050 Water	44	0	0	0
524070 Sewer	99	0	0	0
524090 Garbage Disposal and Recycling	161	0	0	0
Utilities Total	2,825	0	0	0
Contracted Services				
525156 Bank Services	3,026	0	0	0
525157 Investment Services	25,173	0	0	0
525158 Armored Car Services	41,872	0	0	0
525450 Subscription Services	6,180	0	0	0
525740 Document Disposal Services	163	0	0	0
Contracted Services Total	76,413	0	0	0
Repairs and Maintenance				
526021 Computer Software Maintenance	21,424	0	0	0
526030 Building Maintenance	973	0	0	0
Repairs and Maintenance Total	22,397	0	0	0
Rentals				
527240 Condo Assn Assessments	3,650	0	0	0
527300 Equipment Rental	452	0	0	0
527999 GASB 87 Adjustment	(510)	0	0	0
Rentals Total	3,591	0	0	0
Insurance				
528210 Public Official Bonds	2,712	0	0	0
Insurance Total	2,712	0	0	0
Miscellaneous				
529140 Lodging	863	0	0	0
529210 Meetings	34	0	0	0
Miscellaneous Total	897	0	0	0
Materials and Services Total	113,876	0	0	0
Administrative Charges				
611100 County Admin Allocation	3,215	0	0	0
611210 Facilities Mgt Allocation	6,942	0	0	0
611220 Custodial Allocation	5,439	0	0	0
611230 Courier Allocation	102	0	0	0

MARION COUNTY FY 2024-25 BUDGET

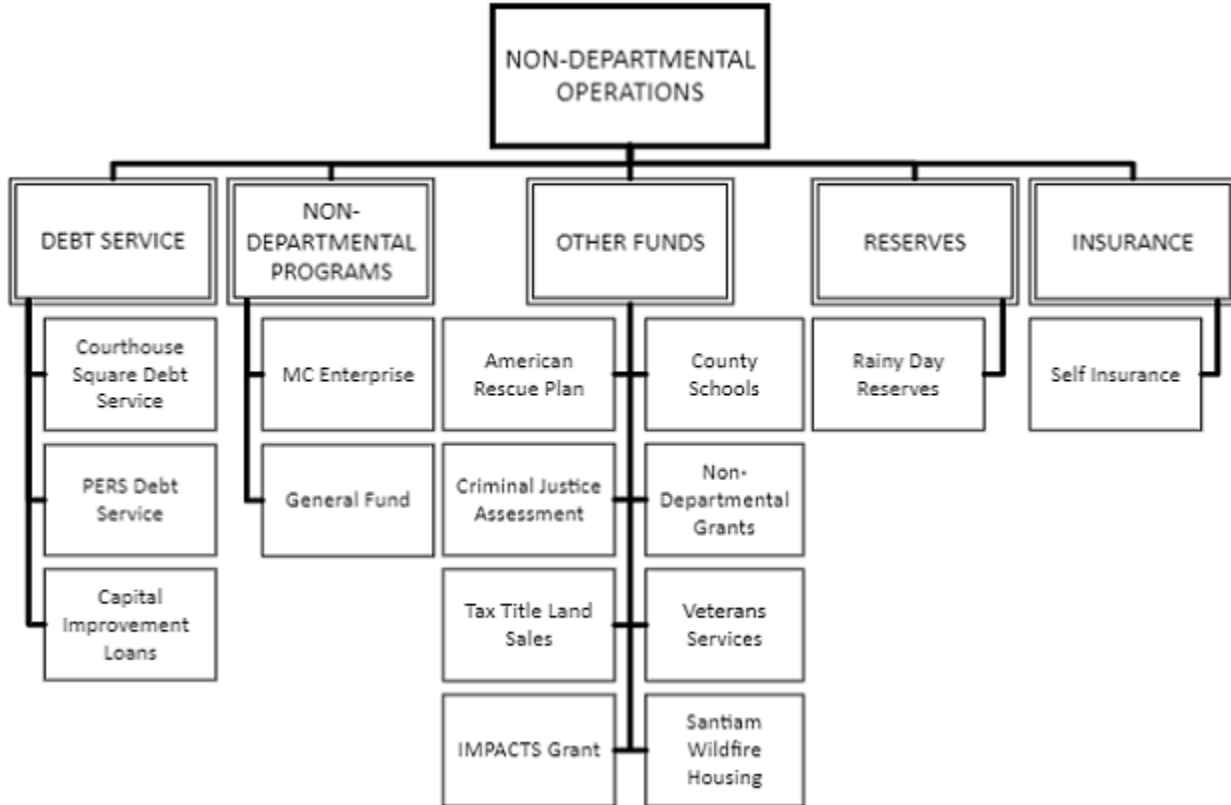
BY DEPARTMENT

TREASURER'S OFFICE

100 - General Fund	Actual FY 21-22	Actual FY 22-23	Budget FY 23-24	Proposed FY 24-25
Administrative Charges				
611250 Risk Management Allocation	474	0	0	0
611260 Human Resources Allocation	3,674	0	0	0
611300 Legal Services Allocation	1,457	0	0	0
611400 Information Tech Allocation	24,959	0	0	0
611410 FIMS Allocation	3,785	0	0	0
611420 Telecommunications Allocation	542	0	0	0
611600 Finance Allocation	4,833	0	0	0
611800 MCBEE Allocation	11	0	0	0
612100 IT Equipment Use Charges	5,518	0	0	0
614100 Liability Insurance Allocation	1,000	0	0	0
614200 WC Insurance Allocation	800	0	0	0
Administrative Charges Total	62,751	0	0	0
Debt Service Principal				
541200 Lease Financing Principal	506	0	0	0
Debt Service Principal Total	506	0	0	0
Debt Service Interest				
542200 Lease Interest	5	0	0	0
Debt Service Interest Total	5	0	0	0
General Fund Total	491,664	0	0	0
Treasurer's Office Grand Total	491,664	0	0	0

MARION COUNTY FY 2024-25 BUDGET
 BY NON-DEPARTMENTAL
 NON DEPARTMENTAL OPERATIONS

NON DEPARTMENTAL OPERATIONS



Non-Departmental Operations are programs and activities that are not part of any department’s specific budget, yet encompass various activities for the entire county. Non-Departmental Operations is made up of 15 currently budgeted programs and 10 funds, which are separated into the following five groups:

- 1) Debt Service accounts for repayment of debt for various capital improvement and renovation projects, as well as the payments on bonds issued to reduce Marion County’s portion of the PERS unfunded actuarial liability.
- 2) Non-Departmental Programs includes the county’s General Fund, accounting for the county’s property taxes and other general revenues and transfers to supplement budgets in other funds. Non-Departmental Programs also encompasses the MC Enterprise program which covers enterprise application costs beginning in FY 2023-24.
- 3) Other Funds accounts for various intergovernmental revenues and grants that are transferred to specific programs and projects, such as the Non-Departmental Grants, Veterans Services, Santiam Wildfire Housing, and IMPACTS Grant programs. Other Funds also includes revenue and expenditures for the American Rescue Plan Fund, which accounts for the county’s federal allocation and subsequent awarded projects; the Tax Title Land Sales Fund, which accounts for the distribution of money obtained from the sale of tax foreclosed property; Criminal Justice Assessment, including Court Security; and County Schools which distributes payments to school districts.
- 4) Reserves accounts for the Rainy Day Fund which was established by the Board of Commissioners to be used in a financial emergency.
- 5) Insurance includes the county’s Self Insurance Fund which is financed through assessments to the various departments to cover the costs of insurance premiums, claims, and reserves for future losses.

MARION COUNTY FY 2024-25 BUDGET
 BY NON-DEPARTMENTAL
 NON DEPARTMENTAL OPERATIONS

FUNDS					
Fund Name	FY 21-22 ACTUAL	FY 22-23 ACTUAL	FY 23-24 BUDGET	FY 24-25 PROPOSED	% of Total
RESOURCES					
FND 100 General Fund	48,309,514	46,812,520	36,008,705	36,795,871	26.1%
FND 110 American Rescue Plan	1,782,396	5,497,833	26,622,287	16,135,760	11.5%
FND 115 Non Departmental Grants	7,675,813	19,095,555	14,513,778	14,372,052	10.2%
FND 155 Tax Title Land Sales	1,301,940	952,140	1,215,264	827,493	0.6%
FND 185 Criminal Justice Assessment	1,572,370	1,541,633	1,550,098	1,481,457	1.1%
FND 210 County Schools	2,751,024	947,001	979,708	757,902	0.5%
FND 381 Rainy Day	2,368,794	2,403,039	2,428,275	2,504,960	1.8%
FND 410 Debt Service	13,135,945	15,559,010	14,432,625	15,091,188	10.7%
FND 580 Central Services	7,002	5,555	2,289,915	2,983,756	2.1%
FND 585 Self Insurance	42,452,833	43,808,424	48,621,060	49,938,559	35.4%
TOTAL RESOURCES	121,357,630	136,622,711	148,661,715	140,888,998	100.0%
REQUIREMENTS					
FND 100 General Fund	19,960,042	20,178,350	36,008,705	36,795,871	26.1%
FND 110 American Rescue Plan	1,782,396	5,497,833	26,622,287	16,135,760	11.5%
FND 115 Non Departmental Grants	7,117,490	5,008,697	14,513,778	14,372,052	10.2%
FND 155 Tax Title Land Sales	639,665	131,278	1,215,264	827,493	0.6%
FND 185 Criminal Justice Assessment	980,662	937,370	1,550,098	1,481,457	1.1%
FND 210 County Schools	2,249,447	685,640	979,708	757,902	0.5%
FND 381 Rainy Day	0	0	2,428,275	2,504,960	1.8%
FND 410 Debt Service	9,088,741	10,841,923	14,432,625	15,091,188	10.7%
FND 580 Central Services	7,002	5,555	2,289,915	2,983,756	2.1%
FND 585 Self Insurance	30,017,403	30,919,190	48,621,060	49,938,559	35.4%
TOTAL REQUIREMENTS	71,842,847	74,205,837	148,661,715	140,888,998	100.0%

MARION COUNTY FY 2024-25 BUDGET
BY NON-DEPARTMENTAL
NON DEPARTMENTAL OPERATIONS

PROGRAMS

	FY 21-22 ACTUAL	FY 22-23 ACTUAL	FY 23-24 BUDGET	FY 24-25 PROPOSED	+/- %
RESOURCES					
Courthouse Square Debt Svc	1,547,302	1,550,850	0	0	n.a.
PERS Debt Service	9,267,415	10,169,183	9,637,333	9,935,327	3.1%
Capital Improvement Loans	2,321,228	3,838,978	4,795,292	5,155,861	7.5%
MC Enterprise	7,002	5,555	2,289,915	2,983,756	30.3%
General Fund	48,309,514	46,812,520	36,008,705	36,795,871	2.2%
American Rescue Plan	1,782,396	5,497,833	26,622,287	16,135,760	-39.4%
County Schools	2,751,024	947,001	979,708	757,902	-22.6%
Criminal Justice Assessments	1,572,370	1,541,633	1,550,098	1,481,457	-4.4%
Non Departmental Grants	7,359,073	4,962,716	576,694	410,279	-28.9%
Tax Title Land Sales	1,301,940	952,140	1,215,264	827,493	-31.9%
Veterans Services	316,739	296,012	308,790	306,501	-0.7%
Santiam Wildfire Housing	0	13,836,827	13,628,294	12,355,272	-9.3%
IMPACTS Grant	0	0	0	1,300,000	n.a.
Rainy Day Reserve	2,368,794	2,403,039	2,428,275	2,504,960	3.2%
Self Insurance	42,452,833	43,808,424	48,621,060	49,938,559	2.7%
TOTAL RESOURCES	121,357,630	136,622,711	148,661,715	140,888,998	-5.2%
REQUIREMENTS					
Courthouse Square Debt Svc	1,547,300	1,550,850	0	0	n.a.
PERS Debt Service	5,220,213	5,452,096	9,637,333	9,935,327	3.1%
Capital Improvement Loans	2,321,228	3,838,978	4,795,292	5,155,861	7.5%
MC Enterprise	7,002	5,555	2,289,915	2,983,756	30.3%
General Fund	19,960,042	20,178,350	36,008,705	36,795,871	2.2%
American Rescue Plan	1,782,396	5,497,833	26,622,287	16,135,760	-39.4%
County Schools	2,249,447	685,640	979,708	757,902	-22.6%
Criminal Justice Assessments	980,662	937,370	1,550,098	1,481,457	-4.4%
Non Departmental Grants	6,816,311	4,506,441	576,694	410,279	-28.9%
Tax Title Land Sales	639,665	131,278	1,215,264	827,493	-31.9%
Veterans Services	301,179	293,723	308,790	306,501	-0.7%
Santiam Wildfire Housing	0	208,533	13,628,294	12,355,272	-9.3%
IMPACTS Grant	0	0	0	1,300,000	n.a.
Rainy Day Reserve	0	0	2,428,275	2,504,960	3.2%
Self Insurance	30,017,403	30,919,190	48,621,060	49,938,559	2.7%
TOTAL REQUIREMENTS	71,842,847	74,205,837	148,661,715	140,888,998	-5.2%

MARION COUNTY FY 2024-25 BUDGET
 BY NON-DEPARTMENTAL
 NON DEPARTMENTAL OPERATIONS

Courthouse Square Debt Svc Program

- In December 1998, Marion County sold Certificates of Participation to fund a portion of the county's share of development, design and construction costs for Courthouse Square. In May 2005, the county issued Full Faith and Credit Refunding Obligations to advance refund the outstanding certificates of participation.
- The principal amount of the original certificates was \$22 million. The final payment was made in FY 2022-23.

Program Summary

Non Departmental Operations

Program: Courthouse Square Debt Svc

	FY 21-22 ACTUAL	FY 22-23 ACTUAL	FY 23-24 BUDGET	FY 24-25 PROPOSED	+/- %
RESOURCES					
Interest	2	57	0	0	n.a.
Other Revenues	0	380	0	0	n.a.
General Fund Transfers	1,547,300	1,550,410	0	0	n.a.
Net Working Capital	0	2	0	0	n.a.
TOTAL RESOURCES	1,547,302	1,550,850	0	0	n.a.
REQUIREMENTS					
Debt Service Principal	1,390,000	1,470,000	0	0	n.a.
Debt Service Interest	157,300	80,850	0	0	n.a.
TOTAL REQUIREMENTS	1,547,300	1,550,850	0	0	n.a.

Courthouse Square Debt Svc Program Budget Justification

RESOURCES

Final payment was made in FY 2022-23 for annual debt service requirements for the Courthouse Square refunding obligations.

MARION COUNTY FY 2024-25 BUDGET
BY NON-DEPARTMENTAL
NON DEPARTMENTAL OPERATIONS

PERS Debt Service Program

- Marion County issued Limited Tax Pension Obligations in 2002 and 2004 and transferred the net proceeds to the State of Oregon Public Employees Retirement System (PERS) to provide for the county's unfunded actuarial liability.
- Outstanding principal on the bonds was \$23 million as of June 30, 2023.
- Principal payments are due annually through June 1, 2028; interest is payable in December and June of each year.
- Marion County participates in the State and Local Government Rate Pool (SLGRP) for its Oregon Public Employees Retirement Plan (PERS). When the county joined the SLGRP, the combination of the assets and liabilities of the previous plan were consolidated into the SLGRP and resulted in a net "transition surplus" to Marion County. That surplus created a "rate offset" each year that effectively reduces the required employer rate applied against employee subject salary. That reduction has varied each year between 4.07% and 4.67%. In addition, the bonds that were issued to reduce the unfunded liability in 2002 and 2004 resulted in a deposit to a side account with PERS. The earnings from the deposit provide for an additional credit (rate relief) against the employer rate that has varied between 1.94% and 2.58%. Both of these credits will end as of December 31, 2027, which will effectively result in an employer rate increase of 6-7% to Marion County. The impact of the rate increase will be somewhat offset by the payoff of the PERS bonds in June 2028.

Program Summary

Non Departmental Operations	Program: PERS Debt Service				
	FY 21-22 ACTUAL	FY 22-23 ACTUAL	FY 23-24 BUDGET	FY 24-25 PROPOSED	+/- %
RESOURCES					
Admin Cost Recovery	4,664,461	6,054,934	4,895,246	6,041,631	23.4%
Interest	19,414	67,046	25,000	70,000	180.0%
Net Working Capital	4,583,540	4,047,203	4,717,087	3,823,696	-18.9%
TOTAL RESOURCES	9,267,415	10,169,183	9,637,333	9,935,327	3.1%
REQUIREMENTS					
Debt Service Principal	3,240,000	3,685,000	4,165,000	4,690,000	12.6%
Debt Service Interest	1,980,213	1,767,096	1,524,601	1,249,211	-18.1%
Ending Fund Balance	0	0	3,947,732	3,996,116	1.2%
TOTAL REQUIREMENTS	5,220,213	5,452,096	9,637,333	9,935,327	3.1%

PERS Debt Service Program Budget Justification

RESOURCES

Resources are primarily comprised of Administrative Cost Recovery from internal assessments to departments calculated as a percentage of salaries and wages with the intent of generating sufficient resources to provide for the current year debt service.

REQUIREMENTS

The increase in the PERS debt service principal budget is a result of increasing principal payments, consistent with the scheduled amortization payments. The increase in Ending Fund Balance will provide for additional resources to offset future PERS rate increases.

MARION COUNTY FY 2024-25 BUDGET
 BY NON-DEPARTMENTAL
 NON DEPARTMENTAL OPERATIONS

Capital Improvement Loans Program

- In October 2013, Marion County obtained a \$9,950,000 loan to finance major capital projects. Payments of principal and interest at the rate of 3.12% are due quarterly through October 2028; annual payments total \$882,277.
- In July 2016, the county obtained a second bank loan of \$9,950,000 to finance additional major capital projects. Payments of principal and interest at the rate of 1.99% are due quarterly through June 2030; annual payments total \$816,687.
- In June 2018, the county obtained another loan of \$5,000,000 to finance additional capital projects. Payments of principal and interest at the rate of 3.15% are due semiannually through June 2028; annual payments total \$582,290.
- In FY 2021-22, the county obtained a loan of \$20,000,000 for construction of an administrative building for the Health and Human Services Department, construction of a new Sheriff's Office Evidence Building and a Jail and Juvenile Door/Lock Replacement project. Payments of principal and interest at the rate of 2.86% are due semiannually through 2037 with annual payments of \$1,664,037.
- In FY 2023-24 the county obtained a loan of \$9.95 million to finance new projects in FY 2024-25 including the Courthouse Parking refurbish project and other capital projects. Principal and interest payments are expected to be due semiannually through 2039 with an estimated annual payment of \$1,250,000.

Program Summary

Non Departmental Operations

Program: Capital Improvement Loans

	FY 21-22 ACTUAL	FY 22-23 ACTUAL	FY 23-24 BUDGET	FY 24-25 PROPOSED	+/- %
RESOURCES					
General Fund Transfers	1,823,888	2,562,776	3,465,933	3,526,281	1.7%
Other Fund Transfers	497,340	1,276,202	1,329,359	1,629,580	22.6%
TOTAL RESOURCES	2,321,228	3,838,978	4,795,292	5,155,861	7.5%
REQUIREMENTS					
Debt Service Principal	1,873,455	2,946,289	3,666,179	4,011,107	9.4%
Debt Service Interest	447,773	892,688	1,129,113	1,144,754	1.4%
TOTAL REQUIREMENTS	2,321,228	3,838,978	4,795,292	5,155,861	7.5%

Capital Improvement Loans Program Budget Justification

RESOURCES

Total resources represent the amount required to meet the annual debt service payments for the capital improvement loans managed through this program. Resources consist of the following: 1) General Fund Transfers, 2) \$368,262 transfer from Health and Human Services Fund for its portion of the 2013 loan for the remodeling of the Health and Human Services building, 3) \$832,019 transfer from Health and Human Services Fund for its portion of the 2022 loan for construction of the new Public Health Building, 4) \$300,221 transfer from Health and Human Services Fund for its portion of the 2024 loan for the replacement of a roof at Health and Human Services building, 5) \$129,078 transfer from the Community Corrections Fund for its portion of the 2016 loan for the construction of the Public Safety Building.

REQUIREMENTS

Debt service principal and interest amounts consist of scheduled and anticipated payments for FY 2024-25.

MARION COUNTY FY 2024-25 BUDGET
 BY NON-DEPARTMENTAL
 NON DEPARTMENTAL OPERATIONS

MC Enterprise Program

- The Marion County(MC) Enterprise program (in prior years called MCBEE program), is an initiative to re-engineer and integrate county business processes and software infrastructure in order to provide meaningful information for management to make informed decisions and ensure accountability.
- In FY 2023-24, enterprise software applications (i.e., applications used by all departments) were moved to the MC Enterprise Program from the Information Technology Department budget to separate the cost of running the enterprise system from applications that serve a single department.
- MC Enterprise program includes funding for the consulting and planning services to replace the existing Enterprise Resource Planning(ERP) system with the new one.

Program Summary

Non Departmental Operations	Program: MC Enterprise				
	FY 21-22 ACTUAL	FY 22-23 ACTUAL	FY 23-24 BUDGET	FY 24-25 PROPOSED	+/- %
RESOURCES					
Intergovernmental Federal	0	0	400,000	700,000	75.0%
Admin Cost Recovery	7,002	5,555	1,889,915	2,283,756	20.8%
TOTAL RESOURCES	7,002	5,555	2,289,915	2,983,756	30.3%
REQUIREMENTS					
Materials and Services	1,138	3,752	2,285,438	2,923,914	27.9%
Administrative Charges	5,864	1,803	4,477	59,842	1,236.7%
TOTAL REQUIREMENTS	7,002	5,555	2,289,915	2,983,756	30.3%

MC Enterprise Program Budget Justification

RESOURCES

Resources for the MC Enterprise Program are Administrative Cost Recovery in the amount of \$2,283,756 and \$700,000 in intergovernmental federal funds (American Rescue Plan Act (ARPA)). This is a significant increase over the prior year. The federal ARPA funds will be used for a consultant to assist in the replacement of the existing Oracle Enterprise Resource Planning (ERP) system. The increase in administrative cost recovery is to cover the cost of enterprise systems.

REQUIREMENTS

Materials and Services of \$2,923,914 includes \$850,000 in consulting services to replace the ERP and \$2,073,914 in enterprise software.

MARION COUNTY FY 2024-25 BUDGET
BY NON-DEPARTMENTAL
NON DEPARTMENTAL OPERATIONS

General Fund Program

- A non-departmental program that is part of the General Fund; expenditures that are not assigned to specific departments are categorized as non-departmental.
- Includes funding to the United States Department of Agriculture for the predatory animal program, contribution to the Water Master program, and consulting services for studies and plans of a broad nature benefiting multiple departments.
- Provides General Fund Transfers Out to other funds budgeted for special purposes.
- Provides funding for General Fund Contingency, Reserve for Future Expenditure, and Ending Fund Balance.

Program Summary

Non Departmental Operations	Program: General Fund				
	FY 21-22 ACTUAL	FY 22-23 ACTUAL	FY 23-24 BUDGET	FY 24-25 PROPOSED	+/- %
RESOURCES					
Taxes	82,872,963	87,733,740	92,095,609	94,337,680	2.4%
Licenses and Permits	54,950	52,594	55,000	60,772	10.5%
Intergovernmental Federal	467,924	451,682	1,420,545	1,407,786	-0.9%
Intergovernmental State	8,536,118	3,932,809	4,294,472	4,335,039	0.9%
Charges for Services	3,807,076	3,223,312	2,766,788	3,008,204	8.7%
Interest	1,201,042	2,646,054	1,900,000	4,136,500	117.7%
Other Revenues	27,415	41,553	49,326	50,388	2.2%
General Fund Transfers	(73,290,861)	(79,816,640)	(93,407,205)	(97,164,001)	4.0%
Other Fund Transfers	275,000	203,139	200,000	0	-100.0%
Net Working Capital	24,357,887	28,344,275	26,634,170	26,623,503	0.0%
TOTAL RESOURCES	48,309,514	46,812,520	36,008,705	36,795,871	2.2%
REQUIREMENTS					
Materials and Services	1,568,534	1,642,923	5,326,986	9,281,522	74.2%
Administrative Charges	804,097	855,504	954,422	878,198	-8.0%
Capital Outlay	24,864	0	0	0	n.a.
Special Payments	1,141,680	0	0	0	n.a.
Transfers Out	16,420,867	17,679,923	14,794,829	12,717,555	-14.0%
Contingency	0	0	2,623,032	2,826,031	7.7%
Ending Fund Balance	0	0	12,309,436	11,092,565	-9.9%
TOTAL REQUIREMENTS	19,960,042	20,178,350	36,008,705	36,795,871	2.2%

General Fund Program Budget Justification

RESOURCES

Property taxes are the largest source of General Fund revenues. Projected FY 2024-25 property tax revenue of \$ 91,871,06 (which is the majority of the total "Taxes" resource category) increased 2.41% over the prior year budget.

Intergovernmental Federal and Intergovernmental State remained consistent with the prior year.

MARION COUNTY FY 2024-25 BUDGET
BY NON-DEPARTMENTAL
NON DEPARTMENTAL OPERATIONS

Charges for Services remained relatively flat. Clerk's Office recording fees (which are the largest item in this category) continue to remain low, reflecting the trend that began in the prior fiscal year of lower real estate transactions due to high interest rates resulting in less recording fee revenue.

Interest revenue is anticipated to increase by approximately \$2,200,00 due to higher interest rates on invested securities than in the prior year.

Other Fund Transfers from the Traffic Safety Team Fund were eliminated from the budget in FY 2024-25 to conserve limited resources within the Traffic Safety Team Fund.

Net Working Capital remained consistent with the prior year.

REQUIREMENTS

The Materials and Services category consists of the following: contracted legal services, departmental audits, business process improvements, lobbying services, and the Water Master and USDA Wildlife Services programs. Employee awards and recognition, countywide dues and memberships, utilities, and other nondepartmental expenditures are also budgeted. Marion County is in the process of bargaining with five unions and funding is set aside to be reallocated into department budgets when bargaining is complete.

Transfers Out decreased \$2,077,274 primarily for the following: a reduction of \$2,460,664 to the Capital Improvement Project Fund from onetime transfers in FY 2023-24; and a reduction of \$70,000 to the County Fair Fund reflecting the current support needs of the fair. Offsetting increases include: \$173,831 to the Dog Services Fund primarily due to personnel cost increases and estimated decreasing shelter fee revenues; and, \$97,275 to the Health and Human Services Fund for wage and normal step increases for positions supported by the General Fund.

Contingency is budgeted at 2.5% of adjusted Resources, and Ending Fund Balance is budgeted at 9.8% of adjusted Resources, both of which meet or exceed county policy.

MARION COUNTY FY 2024-25 BUDGET
 BY NON-DEPARTMENTAL
 NON DEPARTMENTAL OPERATIONS

American Rescue Plan Program

- American Rescue Plan Act of 2021 (ARPA) established the Coronavirus State and Local Fiscal Recovery Funds (SLFRF) to provide governments with the resources needed to respond to the pandemic and its economic effects and to build a stronger, more equitable economy during the recovery. The county was awarded \$67,559,569 and has until December 31, 2024 to obligate the funds and December 31, 2026 to expend the funds.
- In 2023, additional ARPA funding was made available for eligible revenue sharing counties, via the Local Assistance and Tribal Consistency Fund. These funds are to help augment and stabilize local government's revenues. The county's allocation is \$1,097,755, which was received in two tranches over 2023 and 2024.

Program Summary

Non Departmental Operations	Program: American Rescue Plan				
	FY 21-22 ACTUAL	FY 22-23 ACTUAL	FY 23-24 BUDGET	FY 24-25 PROPOSED	+/- %
RESOURCES					
Intergovernmental Federal	1,782,396	5,497,833	26,622,287	16,135,760	-39.4%
TOTAL RESOURCES	1,782,396	5,497,833	26,622,287	16,135,760	-39.4%
REQUIREMENTS					
Materials and Services	1,782,396	5,388,566	16,531,187	8,581,735	-48.1%
Administrative Charges	0	109,267	350,000	150,000	-57.1%
Contingency	0	0	1,888,753	896,003	-52.6%
Reserve for Future Expenditure	0	0	7,852,347	6,508,022	-17.1%
TOTAL REQUIREMENTS	1,782,396	5,497,833	26,622,287	16,135,760	-39.4%

American Rescue Plan Program Budget Justification

RESOURCES

Intergovernmental Federal Resources consist of the American Rescue Plan Act (ARPA), Coronavirus State and Local Fiscal Recovery Funds for \$15,586,883 and Local Assistance and Tribal Consistency Funds (LATCF) for \$548,877, awarded by U.S. Department of Treasury. The decrease is due to funds being disbursed in previous years and for projects that are budgeted in other department's budgets.

REQUIREMENTS

Materials and Services consist of \$8,581,735 in other contracted services for projects awarded in the following categories:

- \$5,000,000 Water, Sewer, and Broadband Infrastructure
- \$526,858 Public Health/Negative Economic Impacts
- \$2,300,000 Government Services
- \$ 548,877 LATCF
- \$ 206,000 Administration

In addition, \$30,239,538 in ARPA projects were budgeted in other department's budgets, specifically:

- Public Works for \$24,510,883
- Community Services for \$3,000,000
- Capital Improvement Projects for \$1,902,637
- Non-Departmental MC Enterprise for \$700,000
- Administrative and Other \$126,018

Remaining funds have been allocated to Contingency for any unanticipated project expenditures and Reserve for Future Expenditure for expenditures beyond FY 2024-25.

MARION COUNTY FY 2024-25 BUDGET
 BY NON-DEPARTMENTAL
 NON DEPARTMENTAL OPERATIONS

County Schools Program

- Distributes special revenue in accordance with Oregon law, which specifies that a portion of state Chapter 530 Forest Rehabilitation revenue and certain federal and state shared revenues are distributed to school districts in proportion to their resident average daily membership for the preceding fiscal year.

Program Summary

Non Departmental Operations	Program: County Schools				
	FY 21-22 ACTUAL	FY 22-23 ACTUAL	FY 23-24 BUDGET	FY 24-25 PROPOSED	+/- %
RESOURCES					
Intergovernmental Federal	276,744	238,901	262,907	226,956	-13.7%
Intergovernmental State	739,297	200,729	449,454	176,665	-60.7%
Interest	5,797	5,796	5,986	7,196	20.2%
Net Working Capital	1,729,186	501,576	261,361	347,085	32.8%
TOTAL RESOURCES	2,751,024	947,001	979,708	757,902	-22.6%
REQUIREMENTS					
Special Payments	2,249,447	685,640	979,708	757,902	-22.6%
TOTAL REQUIREMENTS	2,249,447	685,640	979,708	757,902	-22.6%

County Schools Program Budget Justification

RESOURCES

Intergovernmental Federal revenues for Secure Rural Schools has been reauthorized for FY 2024-25 for \$226,956.

Intergovernmental State revenues are comprised of State Electric Coop Tax of \$108,457, Private Rail Car Tax of \$2,208, and the schools' share of Chapter 530 Forest Rehabilitation for \$66,000.

REQUIREMENTS

All Resources are expected to be distributed to school districts in accordance with Oregon Revised Statutes.

MARION COUNTY FY 2024-25 BUDGET
 BY NON-DEPARTMENTAL
 NON DEPARTMENTAL OPERATIONS

Criminal Justice Assessments Program

- This program is funded by a portion of court fines and an allocation from the State of Oregon in accordance with ORS 153.660.
- 60% may be used for drug and alcohol programs and for the costs of planning, operating and maintaining county juvenile and adult corrections programs and facilities, and the remaining 40% is to be used for court security services and improvements in buildings containing court facilities.

Program Summary

Non Departmental Operations

Program: Criminal Justice Assessments

	FY 21-22 ACTUAL	FY 22-23 ACTUAL	FY 23-24 BUDGET	FY 24-25 PROPOSED	+/- %
RESOURCES					
Intergovernmental State	0	0	26,775	26,775	0.0%
Fines and Forfeitures	927,259	940,915	905,700	965,489	6.6%
Interest	3,029	9,009	13,362	14,133	5.8%
Other Revenues	3,139	0	0	0	n.a.
Net Working Capital	638,943	591,708	604,261	475,060	-21.4%
TOTAL RESOURCES	1,572,370	1,541,633	1,550,098	1,481,457	-4.4%
REQUIREMENTS					
Materials and Services	334,799	354,278	363,034	371,280	2.3%
Administrative Charges	4,169	6,492	6,311	7,709	22.2%
Capital Outlay	0	0	26,775	0	-100.0%
Transfers Out	641,694	576,600	669,015	656,723	-1.8%
Contingency	0	0	96,879	82,473	-14.9%
Ending Fund Balance	0	0	388,084	363,272	-6.4%
TOTAL REQUIREMENTS	980,662	937,370	1,550,098	1,481,457	-4.4%

Criminal Justice Assessments Program Budget Justification

RESOURCES

Resources include a direct allocation from the State of Oregon, and a portion of court fines from state, county and local jurisdictions. Net Working Capital continues to decline as funds are used to cover court security costs that exceed current revenues.

REQUIREMENTS

Activities in this program include: (1) Transfers to the General Fund for Jail Operations, the Juvenile Grants Fund for Alternative Programs and the Community Corrections Fund; and (2) Court Security. Materials and Services are primarily for security services and equipment maintenance at the Juvenile Department, the county jail facility, and the Marion County Courthouse.

Contingency is budgeted for unforeseen court security expenditures. Ending Fund Balance for court security has reduced, as reserves are being used to maintain services and equipment.

MARION COUNTY FY 2024-25 BUDGET
 BY NON-DEPARTMENTAL
 NON DEPARTMENTAL OPERATIONS

Non Departmental Grants Program

- This program includes one special revenue fund that accounts for federal, state, and local grants that are not granted to specific county departments.
- These grants are generally distributed to county departments and/or outside agencies and organizations that have submitted proposals for projects using the grant funds.

Program Summary

Non Departmental Operations	Program: Non Departmental Grants				
	FY 21-22 ACTUAL	FY 22-23 ACTUAL	FY 23-24 BUDGET	FY 24-25 PROPOSED	+/- %
RESOURCES					
Intergovernmental Federal	6,748,003	4,392,811	115,419	101,675	-11.9%
Intergovernmental State	0	20,000	0	0	n.a.
Interest	2,727	7,144	5,000	8,916	78.3%
Net Working Capital	608,344	542,762	456,275	299,688	-34.3%
TOTAL RESOURCES	7,359,073	4,962,716	576,694	410,279	-28.9%
REQUIREMENTS					
Materials and Services	4,465,109	4,285,784	20,000	0	-100.0%
Special Payments	2,161,400	0	0	0	n.a.
Transfers Out	189,802	220,657	261,058	261,488	0.2%
Contingency	0	0	60,000	40,000	-33.3%
Ending Fund Balance	0	0	235,636	108,791	-53.8%
TOTAL REQUIREMENTS	6,816,311	4,506,441	576,694	410,279	-28.9%

Non Departmental Grants Program Budget Justification

RESOURCES

Intergovernmental Federal revenue is funding from Secure Rural Schools Title III. Net Working Capital represents the balance of reauthorized Secure Rural School Title III funds that are utilized for forest patrol and search and rescue efforts through the Sheriff's Office.

REQUIREMENTS

Materials and Services decreased due to the completion of the one-time Clerk's Office Election Modernization Grant. Transfers Out of \$261,488 are for forest patrol and search and rescue programs in the Sheriff's Office. Legislation expanded the use of reauthorized Secure Rural School Title III funds, allowing use of the funds previously dedicated to search and rescue for forest patrol and other emergency services. Contingency of \$40,000 is for unanticipated search and rescue activities that may arise during the fiscal year. Ending Fund Balance of \$108,791 is restricted to forest patrol and search and rescue programs.

MARION COUNTY FY 2024-25 BUDGET
 BY NON-DEPARTMENTAL
 NON DEPARTMENTAL OPERATIONS

Tax Title Land Sales Program

- The program includes the Tax Title Land Sales Fund, a special revenue fund under the administration of the Finance Department.
- Coordinates management of real property held by the county as a result of tax foreclosure.
- Collects revenue through the sale of tax foreclosed properties and loan repayments from existing property loans granted on the sale of foreclosed property.
- Foreclosed property sales proceeds have historically been distributed to the county's taxing districts annually. However, due to recent Supreme Court and legislative actions, some sale proceeds may now be required to be directed to the prior owner of record for the property sold. Until further legal or legislative action resolves the details of these potential reimbursements, further distributions to taxing districts will be placed on hold.

Program Summary

Non Departmental Operations	Program: Tax Title Land Sales				
	FY 21-22 ACTUAL	FY 22-23 ACTUAL	FY 23-24 BUDGET	FY 24-25 PROPOSED	+/- %
RESOURCES					
Charges for Services	733,053	1,122	140,000	150,000	7.1%
Interest	85,426	120,505	102,410	55,000	-46.3%
Other Revenues	148,938	168,237	151,992	140,000	-7.9%
Net Working Capital	334,523	662,276	820,862	482,493	-41.2%
TOTAL RESOURCES	1,301,940	952,140	1,215,264	827,493	-31.9%
REQUIREMENTS					
Materials and Services	14,766	20,734	130,785	131,572	0.6%
Administrative Charges	25,346	26,094	29,446	32,895	11.7%
Debt Service Principal	53	0	0	0	n.a.
Special Payments	520,000	0	749,006	316,059	-57.8%
Transfers Out	79,500	84,450	111,625	100,000	-10.4%
Contingency	0	0	50,000	82,500	65.0%
Ending Fund Balance	0	0	144,402	164,467	13.9%
TOTAL REQUIREMENTS	639,664	131,277	1,215,264	827,493	-31.9%

Tax Title Land Sales Program Budget Justification

RESOURCES

Charges for Services is the anticipated revenue from foreclosed property sales for FY 2024-25. There have been limited foreclosures in recent fiscal years due to the efforts of staff to work with citizens to access state funding to pay for delinquent taxes to avoid foreclosure. Although similar state funding may not continue to be available, the County anticipates continued proactive efforts to help landowners find ways to pay their property taxes to continue into next fiscal year. Additionally, due to recent Supreme Court and related limited legislative action that may begin to direct sales proceeds back to the prior owners of record, property sales have been suspended while further legislative action is anticipated to clarify the details of how those payments are to be calculated. Other Revenues and interest decreased based on several recent contracts paid in full and no new contracts entered into while property sales are suspended. Net Working Capital (NWC) represents the estimated amount of unexpended resources carried over from the previous year and has decreased substantially from FY 23-24. This is due to potential payments to previous owners being made in FY 23-24 based upon recent legislative action, which will reduce the amount of available funds carried into FY 2024-25.

MARION COUNTY FY 2024-25 BUDGET
BY NON-DEPARTMENTAL
NON DEPARTMENTAL OPERATIONS

REQUIREMENTS

The most significant changes in Requirements for the Tax Title Fund is a reduction in Distributions to Taxing Districts offset with some increases to Contingency and Unappropriated Ending Fund Balance. The reductions in distributions is primarily due to uncertainty around a Supreme Court decision regarding the disposition of foreclosed property sales. The increases in Contingency and Fund Balance are due to the need to manage some of the expected additional legislative action regarding that same Supreme Court decision.

MARION COUNTY FY 2024-25 BUDGET
 BY NON-DEPARTMENTAL
 NON DEPARTMENTAL OPERATIONS

Veterans Services Program

- The program establishes a Marion County Veterans Services office, administered through the Mid-Valley Community Action Agency. Services are provided to qualified veterans, spouses, and dependents residing in Marion County.

Program Summary

Non Departmental Operations	Program: Veterans Services				
	FY 21-22 ACTUAL	FY 22-23 ACTUAL	FY 23-24 BUDGET	FY 24-25 PROPOSED	+/- %
RESOURCES					
Intergovernmental State	229,437	229,437	233,337	233,337	0.0%
Interest	2,105	0	2,000	2,000	0.0%
General Fund Transfers	48,909	51,014	71,164	71,164	0.0%
Net Working Capital	36,288	15,560	2,289	0	-100.0%
TOTAL RESOURCES	316,739	296,012	308,790	306,501	-0.7%
REQUIREMENTS					
Materials and Services	301,179	293,723	308,790	299,904	-2.9%
Contingency	0	0	0	6,597	n.a.
TOTAL REQUIREMENTS	301,179	293,723	308,790	306,501	-0.7%

Veterans Services Program Budget Justification

RESOURCES

Resources received for this program are a combination of state funding through an intergovernmental agreement with the Oregon Department of Veterans' Affairs, and a transfer from the General Fund.

REQUIREMENTS

Materials and Services for this program represent contracted services with Mid-Willamette Valley Community Action Agency to administer the program. Contingency is held for unanticipated expenditures.

MARION COUNTY FY 2024-25 BUDGET
 BY NON-DEPARTMENTAL
 NON DEPARTMENTAL OPERATIONS

Santiam Wildfire Housing Program

- Established in FY 2023-24, this program administers special funding secured from state HB 5006 (2021) for rebuilding residential and commercial properties that were destroyed during the 2020 Labor Day wildfires in the North Santiam Canyon.
- In partnership with the Santiam Canyon Long-term Recovery Group, provides grant opportunities to wildfire homeowners to begin rebuilding their homes and their lives on their way to recovery.

Program Summary

Non Departmental Operations

Program: Santiam Wildfire Housing

	FY 21-22 ACTUAL	FY 22-23 ACTUAL	FY 23-24 BUDGET	FY 24-25 PROPOSED	+/- %
RESOURCES					
Intergovernmental State	0	11,984,715	0	0	n.a.
Interest	0	0	0	20,000	n.a.
General Fund Transfers	0	1,852,111	0	0	n.a.
Net Working Capital	0	0	13,628,294	12,335,272	-9.5%
TOTAL RESOURCES	0	13,836,827	13,628,294	12,355,272	-9.3%
REQUIREMENTS					
Materials and Services	0	208,533	5,739,371	3,934,724	-31.4%
Administrative Charges	0	0	7,235	80,852	1,017.5%
Capital Outlay	0	0	381,688	0	-100.0%
Transfers Out	0	0	86,241	82,584	-4.2%
Contingency	0	0	3,500,000	1,000,000	-71.4%
Reserve for Future Expenditure	0	0	3,913,759	7,257,112	85.4%
TOTAL REQUIREMENTS	0	208,533	13,628,294	12,355,272	-9.3%

Santiam Wildfire Housing Program Budget Justification

RESOURCES

Net Working Capital of \$12,335,272 includes carry over of two Wildfire Relief funding sources: 1) \$10,865,721 of Oregon Housing and Community Services (OHCS) HB 5006 Wildfire Relief funding and 2) \$1,469,551 of Oregon Department of Revenue (DOR) Wildfire Property Tax Relief funding.

REQUIREMENTS

Materials and Services of \$ 3,934,724 consist of Wildfire Relief expenditures in the following initiatives:

\$2,445,173 in OHCS HB 5006 Wildfire Relief
 \$1,489,551 for DOR Wildfire Property Tax Relief

Transfers Out of \$82,584 are to cover one position in the Board of Commissioners Office who is assigned to administer this program.

Remaining funds have been allocated to Contingency for unanticipated program expenditures and Reserve for Future Expenditures for use in following years.

MARION COUNTY FY 2024-25 BUDGET
 BY NON-DEPARTMENTAL
 NON DEPARTMENTAL OPERATIONS

IMPACTS Grant Program

- Continued support and development of the Law Enforcement Assisted Diversion (LEAD) program.
- Reestablishment of the Mobile Crisis Intervention teams.
- Development of a Special Judicial Docket to process deflection and diversion cases.
- Establishment of alternative transitional housing and support services for individuals who have entered into deflection or diversion programs.

Program Summary

Non Departmental Operations	Program: IMPACTS Grant				
	FY 21-22 ACTUAL	FY 22-23 ACTUAL	FY 23-24 BUDGET	FY 24-25 PROPOSED	+/- %
RESOURCES					
Intergovernmental State	0	0	0	700,000	n.a.
Net Working Capital	0	0	0	600,000	n.a.
TOTAL RESOURCES	0	0	0	1,300,000	n.a.
REQUIREMENTS					
Materials and Services	0	0	0	1,200,000	n.a.
Contingency	0	0	0	100,000	n.a.
TOTAL REQUIREMENTS	0	0	0	1,300,000	n.a.

IMPACTS Grant Program Budget Justification

RESOURCES

IMPACTS Grant is a new program established in FY 2023-24 and due to timing is not yet reflected in the budget. In response to the recent enactment of HB 4002 (2024) the Marion County Board of Commissioners has assembled representatives from law enforcement and behavioral health agencies to develop plans for implementation of the Oregon Behavioral Health Deflection Program. IMPACTS Grant is funded by Intergovernmental State revenue source from the Oregon Criminal Justice Commission.

REQUIREMENTS

IMPACTS Grant program's Materials and Services will be used to support the implementation of the deflection program.

MARION COUNTY FY 2024-25 BUDGET
 BY NON-DEPARTMENTAL
 NON DEPARTMENTAL OPERATIONS

Rainy Day Reserve Program

- This program is located in the Rainy Day Fund established by the Board of Commissioners.
- Provides non-routine funding to meet the needs of the county in the event of natural or manmade disaster, labor disputes, or financial emergencies, and to stabilize increases in PERS contribution rates or otherwise reduce the county's PERS obligations.

Program Summary

Non Departmental Operations	Program: Rainy Day Reserve				
	FY 21-22 ACTUAL	FY 22-23 ACTUAL	FY 23-24 BUDGET	FY 24-25 PROPOSED	+/- %
RESOURCES					
Interest	11,118	34,245	25,236	50,960	101.9%
Net Working Capital	2,357,675	2,368,794	2,403,039	2,454,000	2.1%
TOTAL RESOURCES	2,368,794	2,403,039	2,428,275	2,504,960	3.2%
REQUIREMENTS					
Reserve for Future Expenditure	0	0	2,428,275	2,504,960	3.2%
TOTAL REQUIREMENTS	0	0	2,428,275	2,504,960	3.2%

Rainy Day Reserve Program Budget Justification

RESOURCES

Net Working Capital continues to build slightly as a small amount of interest income is added each year.

REQUIREMENTS

All resources are reserved for future use.

MARION COUNTY FY 2024-25 BUDGET
 BY NON-DEPARTMENTAL
 NON DEPARTMENTAL OPERATIONS

Self Insurance Program

- The Self Insurance Program is an internal service fund that derives its revenues through assessments to departments. The program is maintained to pay the costs of county insurance premiums and self-insured claims, including general liability, auto liability, workers' compensation, medical, dental, life, long-term disability, and unemployment. Reserves are held in the fund to cover future liabilities, contingency, and catastrophic losses.
- The Self Insurance Program is managed using actuarially sound principles. An updated actuarial study was completed in September 2021. The study is used for the county's annual comprehensive financial report and as part of the mandatory filing with the Oregon State Insurance Division for the county's certificate of self-insurance.

Program Summary

Non Departmental Operations	Program: Self Insurance				
	FY 21-22 ACTUAL	FY 22-23 ACTUAL	FY 23-24 BUDGET	FY 24-25 PROPOSED	+/- %
RESOURCES					
Charges for Services	30,010,302	31,224,229	35,637,916	37,074,027	4.0%
Interest	43,799	133,474	83,910	207,116	146.8%
Other Revenues	262,896	0	0	0	n.a.
Settlements	8,021	15,292	10,000	10,000	0.0%
Net Working Capital	12,127,814	12,435,430	12,889,234	12,647,416	-1.9%
TOTAL RESOURCES	42,452,833	43,808,424	48,621,060	49,938,559	2.7%
REQUIREMENTS					
Materials and Services	29,823,050	30,806,801	36,226,612	37,462,899	3.4%
Administrative Charges	194,354	165	206,000	206,000	0.0%
Transfers Out	0	112,225	9,170	0	-100.0%
Contingency	0	0	3,690,477	7,606,265	106.1%
Ending Fund Balance	0	0	8,488,801	4,663,395	-45.1%
TOTAL REQUIREMENTS	30,017,403	30,919,190	48,621,060	49,938,559	2.7%

Self Insurance Program Budget Justification

RESOURCES

Charges for Services are charges to departments for insurance benefits. Networking Capital is associated primarily with liability, workers' compensation, and general reserves. Unexpended funds are carried over from year-to-year to provide sufficient resources in the event of large claims outside of normal estimated claims.

REQUIREMENTS

Materials and Services increased primarily due to expenses related to medical and dental coverage, as well as escalating liability and workers' compensation premiums. Transfers Out decreased for one-time capital projects transferred to the Capital Improvement Projects Fund in the prior fiscal year. Contingency is held for unanticipated expenditures and Ending Fund Balance is held to cover future losses.

MARION COUNTY FY 2024-25 BUDGET
 BY NON-DEPARTMENTAL
 NON DEPARTMENTAL OPERATIONS

Resources by Fund Detail				
100 - General Fund	Actual FY 21-22	Actual FY 22-23	Budget FY 23-24	Proposed FY 24-25
Taxes				
311100 Property Taxes Current Year	80,111,121	85,403,478	89,711,414	91,871,062
311200 Property Taxes Prior Years	1,953,594	1,643,440	1,760,385	1,736,257
311300 Prop Tx Interest and Penalties	206,202	104,891	102,032	193,976
312200 Franchise Fees Cable TV	481,114	464,658	432,344	422,152
312201 Franchise Fees Cable PEG	114,108	111,871	84,032	105,435
312300 Severance Taxes	6,824	5,402	5,402	8,798
Taxes Total	82,872,963	87,733,740	92,095,609	94,337,680
Licenses and Permits				
321000 Marriage Licenses	54,950	52,594	55,000	60,772
Licenses and Permits Total	54,950	52,594	55,000	60,772
Intergovernmental Federal				
331001 Payment in Lieu of Taxes	94,891	101,673	85,000	85,000
331010 Secure Rural Schools Title I	368,298	344,004	349,883	337,124
331013 State Criminal Alien Asst Pgm	0	0	0	0
331040 FEMA Disaster Assistance	0	980	981,162	981,162
331222 Oregon Housing Community Svcs	4,735	5,025	4,500	4,500
Intergovernmental Federal Total	467,924	451,682	1,420,545	1,407,786
Intergovernmental State				
332010 Chapter 530 Forest Rehab	1,190,205	161,925	335,953	250,000
332011 OLCC General	2,290,059	2,424,476	2,572,581	2,431,211
332014 Cigarette Tax	200,597	181,425	199,510	167,773
332015 Electric Coop Tax	180,388	198,564	198,564	210,912
332016 Amusement Devise Tax	83,790	71,697	55,773	43,845
332017 Private Rail Car Tax	3,042	3,875	3,875	3,535
332019 County Assmt Funding CAFFA	1,072,560	856,933	862,216	1,161,763
332092 Oregon Dept of Revenue	3,448,572	0	0	0
332990 Other State Revenues	66,905	33,914	66,000	66,000
Intergovernmental State Total	8,536,118	3,932,809	4,294,472	4,335,039
Charges for Services				
341042 Marion Cty Justice Court Fees	603,439	806,493	833,505	843,519
341070 Filing Fees	43,437	34,846	34,293	34,293
341080 Recording Fees	1,995,716	1,071,609	1,000,000	1,093,503
341090 Passport Application Fees	0	0	0	60,000
341100 Assessment and Taxation Fees	31,921	20,270	20,697	17,923
341170 Witness Fees	0	0	1,486	196
341400 Tax Collector Fees	54,069	66,131	49,344	27,040

MARION COUNTY FY 2024-25 BUDGET
 BY NON-DEPARTMENTAL
 NON DEPARTMENTAL OPERATIONS

100 - General Fund	Actual FY 21-22	Actual FY 22-23	Budget FY 23-24	Proposed FY 24-25
Charges for Services				
341420 Assessor Fees	39,863	16,847	16,422	2,558
341430 Copy Machine Fees	26	8	11	10
341630 Service Charges	0	0	1,359	500
341635 Returned Check Fees	425	285	266	295
341680 Discovery Fees	564,310	365,143	383,000	200,000
341720 Appeal Fees	950	950	442	0
341840 Work Crew Fees	61,891	84,352	35,000	55,000
341940 Declaration Domestic Partners	50	150	231	913
341952 Styrofoam Recycling	25,072	3,390	25,000	9,424
341955 Wood and Compost Sales	34,350	42,182	43,121	50,369
342200 Property Leases	0	0	3,000	3,000
342310 Parking Permits	255,599	253,784	250,533	249,594
342311 Vehicle Charging Fees	230	623	439	0
342910 Public Records Request Charges	1,001	1,448	1,469	346
344100 Election Reimbursements	50,141	407,922	10,000	300,000
344300 Restitution	149	430	2,479	2,611
344999 Other Reimbursements	3,313	3,546	13,566	14,206
347501 Comm Svcs to Other Agencies	41,125	42,904	41,125	42,904
Charges for Services Total	3,807,076	3,223,312	2,766,788	3,008,204
Interest				
361000 Investment Earnings	468,573	1,765,839	1,200,000	3,386,500
365000 Investment Fee	732,469	880,216	700,000	750,000
Interest Total	1,201,042	2,646,054	1,900,000	4,136,500
Other Revenues				
371000 Miscellaneous Income	30,629	41,915	48,826	49,888
372000 Over and Short	(3,214)	(362)	500	500
Other Revenues Total	27,415	41,553	49,326	50,388
General Fund Transfers				
381100 Transfer from General Fund	(73,290,861)	(79,816,640)	(93,407,205)	(97,164,001)
General Fund Transfers Total	(73,290,861)	(79,816,640)	(93,407,205)	(97,164,001)
Other Fund Transfers				
381185 Transfer from Criminal Justice	0	3,139	0	0
381255 Xfr from Traffic Safety Team	275,000	200,000	200,000	0
Other Fund Transfers Total	275,000	203,139	200,000	0
Net Working Capital				
392000 Net Working Capital Unrestr	24,357,887	28,344,275	26,634,170	26,623,503
Net Working Capital Total	24,357,887	28,344,275	26,634,170	26,623,503
General Fund Total	48,309,514	46,812,520	36,008,705	36,795,871

MARION COUNTY FY 2024-25 BUDGET
BY NON-DEPARTMENTAL
NON DEPARTMENTAL OPERATIONS

110 - American Rescue Plan	Actual FY 21-22	Actual FY 22-23	Budget FY 23-24	Proposed FY 24-25
Intergovernmental Federal				
331031 US Dept of Treasury	0	0	1,097,755	548,877
331404 County American Rescue Plan	1,782,396	5,497,833	25,524,532	15,586,883
Intergovernmental Federal Total	1,782,396	5,497,833	26,622,287	16,135,760
American Rescue Plan Total	1,782,396	5,497,833	26,622,287	16,135,760
115 - Non Departmental Grants				
Intergovernmental Federal				
331012 Secure Rural Schools Title III	121,493	107,026	115,419	101,675
331401 Coronavirus Relief Fund	2,275,091	0	0	0
331403 Emergency Rental Assistance	4,351,418	4,285,784	0	0
Intergovernmental Federal Total	6,748,003	4,392,811	115,419	101,675
Intergovernmental State				
332085 Oregon Dept Veterans Affairs	229,437	229,437	233,337	233,337
332094 Oregon Housing Community Svcs	0	11,984,715	0	0
332990 Other State Revenues	0	20,000	0	700,000
Intergovernmental State Total	229,437	12,234,153	233,337	933,337
Interest				
361000 Investment Earnings	4,832	7,144	7,000	30,916
Interest Total	4,832	7,144	7,000	30,916
General Fund Transfers				
381100 Transfer from General Fund	48,909	1,903,125	71,164	71,164
General Fund Transfers Total	48,909	1,903,125	71,164	71,164
Net Working Capital				
391000 Net Working Cap Restr Other	644,631	558,322	14,086,858	12,634,960
392000 Net Working Capital Unrestr	0	0	0	600,000
Net Working Capital Total	644,631	558,322	14,086,858	13,234,960
Non Departmental Grants Total	7,675,813	19,095,555	14,513,778	14,372,052
155 - Tax Title Land Sales				
Charges for Services				
341430 Copy Machine Fees	45	0	0	0
342910 Public Records Request Charges	25	0	0	0
345200 Foreclosed Property Sales	732,983	1,122	140,000	150,000
Charges for Services Total	733,053	1,122	140,000	150,000
Interest				
361000 Investment Earnings	3,133	10,675	7,000	15,000
364900 Loan Repayment Interest	82,293	109,830	95,410	40,000
Interest Total	85,426	120,505	102,410	55,000

MARION COUNTY FY 2024-25 BUDGET
BY NON-DEPARTMENTAL
NON DEPARTMENTAL OPERATIONS

155 - Tax Title Land Sales	Actual FY 21-22	Actual FY 22-23	Budget FY 23-24	Proposed FY 24-25
Other Revenues				
374900 Loan Repayment Principal	148,938	168,237	151,992	140,000
Other Revenues Total	148,938	168,237	151,992	140,000
Net Working Capital				
392000 Net Working Capital Unrestr	334,523	662,276	820,862	482,493
Net Working Capital Total	334,523	662,276	820,862	482,493
Tax Title Land Sales Total	1,301,940	952,140	1,215,264	827,493
185 - Criminal Justice Assessment	Actual FY 21-22	Actual FY 22-23	Budget FY 23-24	Proposed FY 24-25
Intergovernmental State				
332990 Other State Revenues	0	0	26,775	26,775
Intergovernmental State Total	0	0	26,775	26,775
Fines and Forfeitures				
353100 County Assessments	618,806	625,113	617,364	656,723
353200 Court Security	308,453	315,802	288,336	308,766
Fines and Forfeitures Total	927,259	940,915	905,700	965,489
Interest				
361000 Investment Earnings	3,029	9,009	13,362	14,133
Interest Total	3,029	9,009	13,362	14,133
Other Revenues				
371000 Miscellaneous Income	3,139	0	0	0
Other Revenues Total	3,139	0	0	0
Net Working Capital				
392000 Net Working Capital Unrestr	638,943	591,708	604,261	475,060
Net Working Capital Total	638,943	591,708	604,261	475,060
Criminal Justice Assessment Total	1,572,370	1,541,633	1,550,098	1,481,457
210 - County Schools	Actual FY 21-22	Actual FY 22-23	Budget FY 23-24	Proposed FY 24-25
Intergovernmental Federal				
331010 Secure Rural Schools Title I	276,744	238,901	262,907	226,956
Intergovernmental Federal Total	276,744	238,901	262,907	226,956
Intergovernmental State				
332010 Chapter 530 Forest Rehab	647,412	99,279	337,859	66,000
332015 Electric Coop Tax	90,059	99,133	109,046	108,457
332017 Private Rail Car Tax	1,826	2,317	2,549	2,208
Intergovernmental State Total	739,297	200,729	449,454	176,665
Interest				
361000 Investment Earnings	5,797	5,796	5,986	7,196
Interest Total	5,797	5,796	5,986	7,196

MARION COUNTY FY 2024-25 BUDGET
 BY NON-DEPARTMENTAL
 NON DEPARTMENTAL OPERATIONS

210 - County Schools	Actual FY 21-22	Actual FY 22-23	Budget FY 23-24	Proposed FY 24-25
Net Working Capital				
392000 Net Working Capital Unrestr	1,729,186	501,576	261,361	347,085
Net Working Capital Total	1,729,186	501,576	261,361	347,085
County Schools Total	2,751,024	947,001	979,708	757,902
381 - Rainy Day	Actual FY 21-22	Actual FY 22-23	Budget FY 23-24	Proposed FY 24-25
Interest				
361000 Investment Earnings	11,118	34,245	25,236	50,960
Interest Total	11,118	34,245	25,236	50,960
Net Working Capital				
392000 Net Working Capital Unrestr	2,357,675	2,368,794	2,403,039	2,454,000
Net Working Capital Total	2,357,675	2,368,794	2,403,039	2,454,000
Rainy Day Total	2,368,794	2,403,039	2,428,275	2,504,960
410 - Debt Service	Actual FY 21-22	Actual FY 22-23	Budget FY 23-24	Proposed FY 24-25
Admin Cost Recovery				
412100 PERS Debt Service Assessments	4,664,461	6,054,934	4,895,246	6,041,631
Admin Cost Recovery Total	4,664,461	6,054,934	4,895,246	6,041,631
Interest				
361000 Investment Earnings	19,416	67,103	25,000	70,000
Interest Total	19,416	67,103	25,000	70,000
Other Revenues				
371000 Miscellaneous Income	0	380	0	0
Other Revenues Total	0	380	0	0
General Fund Transfers				
381100 Transfer from General Fund	3,371,188	4,113,186	3,465,933	3,526,281
General Fund Transfers Total	3,371,188	4,113,186	3,465,933	3,526,281
Other Fund Transfers				
381180 Transfer from Comm Corrections	129,078	129,078	129,078	129,078
381190 Transfer from Health	368,262	1,147,124	1,200,281	1,500,502
Other Fund Transfers Total	497,340	1,276,202	1,329,359	1,629,580
Net Working Capital				
392000 Net Working Capital Unrestr	4,583,540	4,047,205	4,717,087	3,823,696
Net Working Capital Total	4,583,540	4,047,205	4,717,087	3,823,696
Debt Service Total	13,135,945	15,559,010	14,432,625	15,091,188

MARION COUNTY FY 2024-25 BUDGET
BY NON-DEPARTMENTAL
NON DEPARTMENTAL OPERATIONS

580 - Central Services	Actual FY 21-22	Actual FY 22-23	Budget FY 23-24	Proposed FY 24-25
Intergovernmental Federal				
331404 County American Rescue Plan	0	0	400,000	700,000
Intergovernmental Federal Total	0	0	400,000	700,000
Admin Cost Recovery				
411800 MCBEE Allocation	7,002	5,555	1,889,915	2,283,756
Admin Cost Recovery Total	7,002	5,555	1,889,915	2,283,756
Central Services Total	7,002	5,555	2,289,915	2,983,756
585 - Self Insurance				
Charges for Services				
344800 EAIP Reimbursement	20,718	231,043	90,000	100,000
346200 Risk Deductible	0	28,315	0	0
348100 Liability Insurance	1,172,401	1,709,099	1,816,100	2,552,400
348200 Workers Comp Insurance	931,209	1,049,778	1,105,100	1,115,800
348300 Medical Insurance	24,783,162	25,032,913	29,161,825	29,605,505
348310 Dental Insurance	2,017,631	2,048,852	2,472,521	2,493,201
348320 Health Savings Accounts	210,126	215,744	79,864	244,412
348400 Group Term Life Insurance	169,288	179,728	214,204	229,841
348500 Long Term Disability Insurance	337,093	354,274	446,084	478,564
348600 Unemployment Insurance	318,058	322,795	189,782	192,170
348800 Employee Assistance Program	50,618	51,689	62,436	62,134
Charges for Services Total	30,010,302	31,224,229	35,637,916	37,074,027
Interest				
361000 Investment Earnings	43,799	133,474	83,910	207,116
Interest Total	43,799	133,474	83,910	207,116
Other Revenues				
371000 Miscellaneous Income	262,896	0	0	0
Other Revenues Total	262,896	0	0	0
Settlements				
382100 Settlements	8,021	15,292	10,000	10,000
Settlements Total	8,021	15,292	10,000	10,000
Net Working Capital				
391000 Net Working Cap Restr Other	1,550,000	1,562,406	1,562,406	1,586,000
392000 Net Working Capital Unrestr	10,577,814	10,873,023	11,326,828	11,061,416
Net Working Capital Total	12,127,814	12,435,430	12,889,234	12,647,416
Self Insurance Total	42,452,833	43,808,424	48,621,060	49,938,559
Non Departmental Operations Grand Total	121,357,630	136,622,711	148,661,715	140,888,998

MARION COUNTY FY 2024-25 BUDGET
 BY NON-DEPARTMENTAL
 NON DEPARTMENTAL OPERATIONS

Requirements by Fund Detail

100 - General Fund	Actual FY 21-22	Actual FY 22-23	Budget FY 23-24	Proposed FY 24-25
Materials and Services				
Supplies				
521050 Janitorial Supplies	1,575	0	0	0
521070 Departmental Supplies	1,796	0	0	0
Supplies Total	3,371	0	0	0
Materials				
522150 Small Office Equipment	9,471	0	0	0
522160 Small Departmental Equipment	1,820	0	0	0
Materials Total	11,291	0	0	0
Communications				
523090 Long Distance Charges	84	0	0	0
Communications Total	84	0	0	0
Utilities				
524010 Electricity	153,615	168,809	177,967	202,749
524020 City Operations and St Lights	623	649	632	781
524040 Natural Gas	8,224	12,193	13,414	13,807
524050 Water	9,254	8,503	9,134	8,467
524070 Sewer	15,735	17,643	17,076	16,526
524090 Garbage Disposal and Recycling	12,102	12,689	13,409	14,369
Utilities Total	199,555	220,487	231,632	256,699
Contracted Services				
525415 Cable Access Services	278,377	261,493	265,440	265,440
525450 Subscription Services	27,972	47,100	16,008	16,008
525510 Legal Services	124,003	156,782	200,000	350,000
525630 Insurance Admin Services	7,656	1,416	10,000	10,000
525710 Printing Services	0	303	0	0
525715 Advertising	0	1,768	0	0
525999 Other Contracted Services	632,185	524,068	4,287,145	7,817,596
Contracted Services Total	1,070,194	992,930	4,778,593	8,459,044
Repairs and Maintenance				
526030 Building Maintenance	8,890	0	0	0
Repairs and Maintenance Total	8,890	0	0	0
Rentals				
527210 Building Rental Private	8,146	0	0	0
527240 Condo Assn Assessments	14,128	12,793	14,403	22,942
527300 Equipment Rental	513	0	0	0
Rentals Total	22,786	12,793	14,403	22,942
Miscellaneous				
529210 Meetings	0	167	0	0
529220 Conferences	0	0	0	30,000

MARION COUNTY FY 2024-25 BUDGET
 BY NON-DEPARTMENTAL
 NON DEPARTMENTAL OPERATIONS

100 - General Fund	Actual FY 21-22	Actual FY 22-23	Budget FY 23-24	Proposed FY 24-25
Materials and Services				
529300 Dues and Memberships	176,403	150,768	174,012	380,991
529540 Predatory Animals	70,559	45,617	81,146	81,146
529550 Water Master	0	0	8,700	8,700
529910 Awards and Recognition	1,547	2,792	6,500	10,000
529998 Retroactive PERS Adjustments	3,550	(5,279)	30,000	30,000
529999 Miscellaneous Expense	304	222,647	2,000	2,000
Miscellaneous Total	252,364	416,713	302,358	542,837
Materials and Services Total	1,568,534	1,642,923	5,326,986	9,281,522
Administrative Charges				
611210 Facilities Mgt Allocation	464,525	512,844	544,542	471,977
611220 Custodial Allocation	339,572	342,659	409,880	374,489
611240 Grounds Maintenance Allocation	0	0	0	31,732
Administrative Charges Total	804,097	855,504	954,422	878,198
Capital Outlay				
531100 Office Equipment Capital	11,684	0	0	0
531300 Departmental Equipment Capital	13,180	0	0	0
Capital Outlay Total	24,864	0	0	0
Special Payments				
551300 Distributions to Tax Districts	1,141,680	0	0	0
551400 Community Support	0	0	0	0
Special Payments Total	1,141,680	0	0	0
Transfers Out				
561115 Transfer to Non Dept Grants	48,909	1,903,125	71,164	71,164
561120 Transfer to Clerk Records	0	0	0	58,783
561130 Transfer to Public Works	151,734	252,339	508,378	513,881
561160 Xfer to Community Svcs Grants	2,000	2,000	2,000	2,000
561190 Transfer to Health	3,347,854	3,195,189	3,569,733	3,667,008
561220 Transfer to Child Support	345,728	501,950	535,967	579,957
561230 Transfer to Dog Services	1,130,735	1,175,724	1,436,782	1,610,613
561270 Transfer to County Fair	70,000	70,000	70,000	0
561300 Transfer to DA Grants	65,627	99,533	135,508	168,659
561305 Transfer to Land Use Planning	288,027	349,354	437,996	465,633
561310 Transfer to Parks	246,403	265,062	433,940	411,542
561320 Transfer to Surveyor	140,342	140,342	140,342	140,342
561410 Transfer to Debt Service	3,371,188	4,113,186	3,465,933	3,526,281
561455 Xfer to Facility Renovation	100,000	500,000	0	0
561480 Xfer to Capital Impr Projects	6,584,777	4,076,689	2,460,664	0
561580 Transfer to Central Services	518,814	1,027,930	1,291,546	1,281,516

MARION COUNTY FY 2024-25 BUDGET
BY NON-DEPARTMENTAL
NON DEPARTMENTAL OPERATIONS

100 - General Fund	Actual FY 21-22	Actual FY 22-23	Budget FY 23-24	Proposed FY 24-25
Transfers Out				
561595 Transfer to Fleet Management	8,729	7,500	234,876	220,176
Transfers Out Total	16,420,867	17,679,923	14,794,829	12,717,555
Contingency				
571010 Contingency	0	0	2,623,032	2,826,031
Contingency Total	0	0	2,623,032	2,826,031
Ending Fund Balance				
573010 Unapprop Ending Fund Balance	0	0	12,309,436	11,092,565
Ending Fund Balance Total	0	0	12,309,436	11,092,565
General Fund Total	19,960,042	20,178,350	36,008,705	36,795,871
110 - American Rescue Plan	Actual FY 21-22	Actual FY 22-23	Budget FY 23-24	Proposed FY 24-25
Materials and Services				
Supplies				
521010 Office Supplies	173	0	1,000	1,000
Supplies Total	173	0	1,000	1,000
Materials				
522180 Software	22,500	0	0	0
Materials Total	22,500	0	0	0
Contracted Services				
525952 Distributions to Subrecipients	750,000	3,984,370	10,308,867	5,000,000
525999 Other Contracted Services	294,728	586,526	5,397,755	3,575,735
Contracted Services Total	1,044,728	4,570,896	15,706,622	8,575,735
Repairs and Maintenance				
526021 Computer Software Maintenance	714,746	817,670	818,565	0
Repairs and Maintenance Total	714,746	817,670	818,565	0
Miscellaneous				
529230 Training	249	0	5,000	5,000
Miscellaneous Total	249	0	5,000	5,000
Materials and Services Total	1,782,396	5,388,566	16,531,187	8,581,735
Administrative Charges				
611100 County Admin Allocation	0	9,375	35,000	30,348
611200 BS Admin Allocation	0	0	0	17,833
611210 Facilities Mgt Allocation	0	14,009	0	0
611220 Custodial Allocation	0	6,068	0	0
611230 Courier Allocation	0	492	0	0
611250 Risk Management Allocation	0	2,183	0	0
611260 Human Resources Allocation	0	10,625	0	0
611300 Legal Services Allocation	0	5,236	70,000	0

MARION COUNTY FY 2024-25 BUDGET
BY NON-DEPARTMENTAL
NON DEPARTMENTAL OPERATIONS

110 - American Rescue Plan	Actual FY 21-22	Actual FY 22-23	Budget FY 23-24	Proposed FY 24-25
Administrative Charges				
611400 Information Tech Allocation	0	21,640	122,500	0
611410 FIMS Allocation	0	11,523	0	54,506
611420 Telecommunications Allocation	0	2,646	0	0
611430 Technology Solution Allocation	0	10,978	0	0
611600 Finance Allocation	0	14,471	122,500	44,516
611800 MCBEE Allocation	0	21	0	2,797
Administrative Charges Total	0	109,267	350,000	150,000
Contingency				
571010 Contingency	0	0	1,888,753	896,003
Contingency Total	0	0	1,888,753	896,003
Reserve for Future Expenditure				
572010 Reserve for Future Expenditure	0	0	7,852,347	6,508,022
Reserve for Future Expenditure Total	0	0	7,852,347	6,508,022
American Rescue Plan Total	1,782,396	5,497,833	26,622,287	16,135,760
115 - Non Departmental Grants				
Materials and Services				
Contracted Services				
525153 Fiscal Agent Services	113,691	0	0	0
525255 Veterans Services	301,179	293,713	308,790	299,904
525450 Subscription Services	1,535	140	0	0
525715 Advertising	4,665	0	0	0
525953 Grant Distributions	0	0	0	2,445,173
525999 Other Contracted Services	4,345,219	4,494,187	5,739,371	2,689,551
Contracted Services Total	4,766,288	4,788,040	6,048,161	5,434,628
Repairs and Maintenance				
526021 Computer Software Maintenance	0	0	20,000	0
Repairs and Maintenance Total	0	0	20,000	0
Materials and Services Total	4,766,288	4,788,040	6,068,161	5,434,628
Administrative Charges				
611100 County Admin Allocation	0	0	1,700	16,330
611200 BS Admin Allocation	0	0	0	9,490
611250 Risk Management Allocation	0	0	0	110
611410 FIMS Allocation	0	0	2,841	29,036
611600 Finance Allocation	0	0	2,580	23,695
611800 MCBEE Allocation	0	0	114	1,491
614100 Liability Insurance Allocation	0	0	0	500

MARION COUNTY FY 2024-25 BUDGET
 BY NON-DEPARTMENTAL
 NON DEPARTMENTAL OPERATIONS

115 - Non Departmental Grants	Actual FY 21-22	Actual FY 22-23	Budget FY 23-24	Proposed FY 24-25
Administrative Charges				
614200 WC Insurance Allocation	0	0	0	200
Administrative Charges Total	0	0	7,235	80,852
Capital Outlay				
535200 Purchased Land	0	0	381,688	0
Capital Outlay Total	0	0	381,688	0
Special Payments				
551400 Community Support	2,161,400	0	0	0
Special Payments Total	2,161,400	0	0	0
Transfers Out				
561250 Transfer to Sheriff Grants	189,802	220,657	261,058	261,488
561580 Transfer to Central Services	0	0	86,241	82,584
Transfers Out Total	189,802	220,657	347,299	344,072
Contingency				
571010 Contingency	0	0	3,560,000	1,146,597
Contingency Total	0	0	3,560,000	1,146,597
Reserve for Future Expenditure				
572010 Reserve for Future Expenditure	0	0	3,913,759	7,257,112
Reserve for Future Expenditure Total	0	0	3,913,759	7,257,112
Ending Fund Balance				
573010 Unapprop Ending Fund Balance	0	0	235,636	108,791
Ending Fund Balance Total	0	0	235,636	108,791
Non Departmental Grants Total	7,117,490	5,008,697	14,513,778	14,372,052
155 - Tax Title Land Sales				
Materials and Services				
Supplies				
521010 Office Supplies	392	116	250	250
521030 Field Supplies	597	0	500	500
521070 Departmental Supplies	118	0	0	0
Supplies Total	1,106	116	750	750
Materials				
522060 Sign Materials	0	0	500	500
522150 Small Office Equipment	0	1,072	250	250
522160 Small Departmental Equipment	0	0	200	200
522170 Computers Non Capital	0	0	0	303
Materials Total	0	1,072	950	1,253
Communications				
523050 Postage	0	0	100	100
523060 Cellular Phones	607	501	500	500

MARION COUNTY FY 2024-25 BUDGET
 BY NON-DEPARTMENTAL
 NON DEPARTMENTAL OPERATIONS

155 - Tax Title Land Sales	Actual FY 21-22	Actual FY 22-23	Budget FY 23-24	Proposed FY 24-25
Materials and Services				
523090 Long Distance Charges	11	0	50	50
Communications Total	618	501	650	650
Utilities				
524010 Electricity	0	0	150	150
524050 Water	0	0	500	500
524090 Garbage Disposal and Recycling	0	0	1,250	1,250
Utilities Total	0	0	1,900	1,900
Contracted Services				
525360 Public Works Services	2,687	2,925	20,000	20,000
525449 Microsoft 365	0	0	0	484
525710 Printing Services	0	0	135	135
525715 Advertising	3,896	236	5,000	5,000
525735 Mail Services	689	0	1,000	1,000
525880 Property Cleanup Services	0	0	10,000	10,000
525999 Other Contracted Services	0	0	50,000	50,000
Contracted Services Total	7,271	3,161	86,135	86,619
Repairs and Maintenance				
526030 Building Maintenance	680	0	3,000	3,000
526050 Grounds Maintenance	760	0	1,500	1,500
Repairs and Maintenance Total	1,440	0	4,500	4,500
Rentals				
527120 Motor Pool Mileage	551	421	1,500	1,500
527130 Parking	0	10	0	0
527300 Equipment Rental	0	0	500	500
527999 GASB 87 Adjustment	(53)	0	0	0
Rentals Total	498	431	2,000	2,000
Miscellaneous				
529110 Mileage Reimbursement	97	194	150	150
529130 Meals	0	0	150	150
529140 Lodging	409	422	500	500
529220 Conferences	75	395	500	500
529300 Dues and Memberships	150	50	100	100
529880 Recording Charges	389	192	500	500
529920 Auctions	459	0	2,000	2,000
529990 Taxes and Penalties	2,195	0	20,000	20,000
529999 Miscellaneous Expense	58	14,200	10,000	10,000
Miscellaneous Total	3,832	15,453	33,900	33,900
Materials and Services Total	14,766	20,734	130,785	131,572

MARION COUNTY FY 2024-25 BUDGET
BY NON-DEPARTMENTAL
NON DEPARTMENTAL OPERATIONS

155 - Tax Title Land Sales	Actual FY 21-22	Actual FY 22-23	Budget FY 23-24	Proposed FY 24-25
Administrative Charges				
611100 County Admin Allocation	1,581	1,391	1,539	1,681
611200 BS Admin Allocation	0	0	0	413
611230 Courier Allocation	46	78	78	69
611260 Human Resources Allocation	1,633	1,676	1,992	2,213
611300 Legal Services Allocation	11,673	13,775	17,566	17,977
611400 Information Tech Allocation	5,590	5,044	4,166	3,671
611410 FIMS Allocation	2,011	1,602	1,005	1,266
611420 Telecommunications Allocation	542	259	125	104
611430 Technology Solution Allocation	0	0	0	2,456
611600 Finance Allocation	1,463	1,558	1,433	1,033
611800 MCBEE Allocation	6	3	1,293	1,349
612100 IT Equipment Use Charges	801	708	249	663
Administrative Charges Total	25,346	26,094	29,446	32,895
Debt Service Principal				
541200 Lease Financing Principal	53	0	0	0
Debt Service Principal Total	53	0	0	0
Special Payments				
551300 Distributions to Tax Districts	520,000	0	749,006	316,059
Special Payments Total	520,000	0	749,006	316,059
Transfers Out				
561580 Transfer to Central Services	79,500	84,450	111,625	100,000
Transfers Out Total	79,500	84,450	111,625	100,000
Contingency				
571010 Contingency	0	0	50,000	82,500
Contingency Total	0	0	50,000	82,500
Ending Fund Balance				
573010 Unapprop Ending Fund Balance	0	0	144,402	164,467
Ending Fund Balance Total	0	0	144,402	164,467
Tax Title Land Sales Total	639,664	131,277	1,215,264	827,493
185 - Criminal Justice Assessment				
Materials and Services				
Communications				
523090 Long Distance Charges	9	7	20	20
Communications Total	9	7	20	20
Contracted Services				
525555 Security Services	331,449	351,734	354,514	362,760
Contracted Services Total	331,449	351,734	354,514	362,760

MARION COUNTY FY 2024-25 BUDGET
 BY NON-DEPARTMENTAL
 NON DEPARTMENTAL OPERATIONS

185 - Criminal Justice Assessment	Actual FY 21-22	Actual FY 22-23	Budget FY 23-24	Proposed FY 24-25
Materials and Services				
Repairs and Maintenance				
526011 Dept Equipment Maintenance	3,340	2,537	7,500	7,500
526030 Building Maintenance	0	0	1,000	1,000
Repairs and Maintenance Total	3,340	2,537	8,500	8,500
Materials and Services Total	334,799	354,278	363,034	371,280
Administrative Charges				
611200 BS Admin Allocation	0	0	0	1,148
611410 FIMS Allocation	2,848	3,870	3,239	3,514
611600 Finance Allocation	1,312	2,615	2,942	2,867
611800 MCBEE Allocation	9	7	130	180
Administrative Charges Total	4,169	6,492	6,311	7,709
Capital Outlay				
531300 Departmental Equipment Capital	0	0	26,775	0
Capital Outlay Total	0	0	26,775	0
Transfers Out				
561100 Transfer to General Fund	213,898	192,200	223,005	218,908
561125 Transfer to Juvenile Grants	213,898	192,200	223,005	218,908
561180 Transfer to Comm Corrections	213,898	192,200	223,005	218,907
Transfers Out Total	641,694	576,600	669,015	656,723
Contingency				
571010 Contingency	0	0	96,879	82,473
Contingency Total	0	0	96,879	82,473
Ending Fund Balance				
573010 Unapprop Ending Fund Balance	0	0	388,084	363,272
Ending Fund Balance Total	0	0	388,084	363,272
Criminal Justice Assessment Total	980,662	937,370	1,550,098	1,481,457
210 - County Schools	Actual FY 21-22	Actual FY 22-23	Budget FY 23-24	Proposed FY 24-25
Special Payments				
551200 Distributions to Schools	2,249,447	685,640	979,708	757,902
Special Payments Total	2,249,447	685,640	979,708	757,902
County Schools Total	2,249,447	685,640	979,708	757,902
381 - Rainy Day	Actual FY 21-22	Actual FY 22-23	Budget FY 23-24	Proposed FY 24-25
Reserve for Future Expenditure				
572010 Reserve for Future Expenditure	0	0	2,428,275	2,504,960
Reserve for Future Expenditure Total	0	0	2,428,275	2,504,960
Rainy Day Total	0	0	2,428,275	2,504,960

MARION COUNTY FY 2024-25 BUDGET
 BY NON-DEPARTMENTAL
 NON DEPARTMENTAL OPERATIONS

410 - Debt Service	Actual FY 21-22	Actual FY 22-23	Budget FY 23-24	Proposed FY 24-25
Debt Service Principal				
541100 Principal Payments	6,503,455	8,101,289	7,831,179	8,701,107
Debt Service Principal Total	6,503,455	8,101,289	7,831,179	8,701,107
Debt Service Interest				
542100 Interest Payments	2,545,312	2,740,634	2,653,714	2,393,965
542900 Issuance Costs	39,974	0	0	0
Debt Service Interest Total	2,585,285	2,740,634	2,653,714	2,393,965
Ending Fund Balance				
573010 Unapprop Ending Fund Balance	0	0	3,947,732	3,996,116
Ending Fund Balance Total	0	0	3,947,732	3,996,116
Debt Service Total	9,088,741	10,841,923	14,432,625	15,091,188
580 - Central Services	Actual FY 21-22	Actual FY 22-23	Budget FY 23-24	Proposed FY 24-25
Materials and Services				
Communications				
523020 Phone and Communication Svcs	0	0	151,579	174,330
523040 Data Connections	0	0	68,004	183,073
Communications Total	0	0	219,583	357,403
Utilities				
524090 Garbage Disposal and Recycling	0	0	6,000	7,611
Utilities Total	0	0	6,000	7,611
Contracted Services				
525110 Consulting Services	0	0	500,000	850,000
525450 Subscription Services	0	0	671,831	737,321
Contracted Services Total	0	0	1,171,831	1,587,321
Repairs and Maintenance				
526020 Computer Hardware Maintenance	0	0	180,784	290,515
526021 Computer Software Maintenance	0	0	640,518	610,871
526022 Telephone Maintenance	0	0	66,722	70,193
Repairs and Maintenance Total	0	0	888,024	971,579
Miscellaneous				
529230 Training	1,138	3,752	0	0
Miscellaneous Total	1,138	3,752	0	0
Materials and Services Total	1,138	3,752	2,285,438	2,923,914
Administrative Charges				
611100 County Admin Allocation	1,406	353	1,069	12,441
611200 BS Admin Allocation	0	0	0	7,229
611410 FIMS Allocation	3,052	865	1,786	22,121

MARION COUNTY FY 2024-25 BUDGET
BY NON-DEPARTMENTAL
NON DEPARTMENTAL OPERATIONS

580 - Central Services	Actual FY 21-22	Actual FY 22-23	Budget FY 23-24	Proposed FY 24-25
Administrative Charges				
611600 Finance Allocation	1,406	585	1,622	18,051
Administrative Charges Total	5,864	1,803	4,477	59,842
Central Services Total	7,002	5,555	2,289,915	2,983,756
585 - Self Insurance	Actual FY 21-22	Actual FY 22-23	Budget FY 23-24	Proposed FY 24-25
Materials and Services				
Supplies				
521070 Departmental Supplies	91	0	0	0
521110 First Aid Supplies	15,805	17,738	10,000	8,000
521310 Safety Equipment	0	7,709	15,000	20,000
Supplies Total	15,897	25,446	25,000	28,000
Materials				
522110 Batteries	0	0	0	600
522150 Small Office Equipment	783	8,093	0	0
522160 Small Departmental Equipment	584	775	0	0
Materials Total	1,366	8,868	0	600
Contracted Services				
525152 Accounting Services	857	240	2,000	2,000
525154 Third Party Administrators	720	3,600	0	6,000
525160 Wellness Services	668	14,837	19,495	0
525450 Subscription Services	15,600	10,200	133,225	192,675
525610 Insurance Adjustors	0	0	500	500
525620 Insurance Brokers	38,577	39,735	40,518	41,532
525630 Insurance Admin Services	97,025	96,031	105,618	110,299
525999 Other Contracted Services	10,000	0	10,000	20,000
Contracted Services Total	163,447	164,643	311,356	373,006
Repairs and Maintenance				
526030 Building Maintenance	8,649	0	0	0
Repairs and Maintenance Total	8,649	0	0	0
Insurance				
528120 WC Insurance Premiums	132,681	141,759	141,657	155,000
528130 Property Insurance Premiums	425,737	532,134	755,626	850,000
528150 Health Insurance Premiums	24,795,996	25,022,199	29,161,825	29,605,505
528160 Dental Insurance Premiums	2,019,055	2,049,407	2,472,521	2,493,201
528170 Life Insurance Premiums	169,113	178,750	214,204	229,841
528180 Disability Insurance Premiums	336,817	352,683	446,084	478,564
528190 County HSA Contributions	212,736	216,394	79,864	244,412

MARION COUNTY FY 2024-25 BUDGET
BY NON-DEPARTMENTAL
NON DEPARTMENTAL OPERATIONS

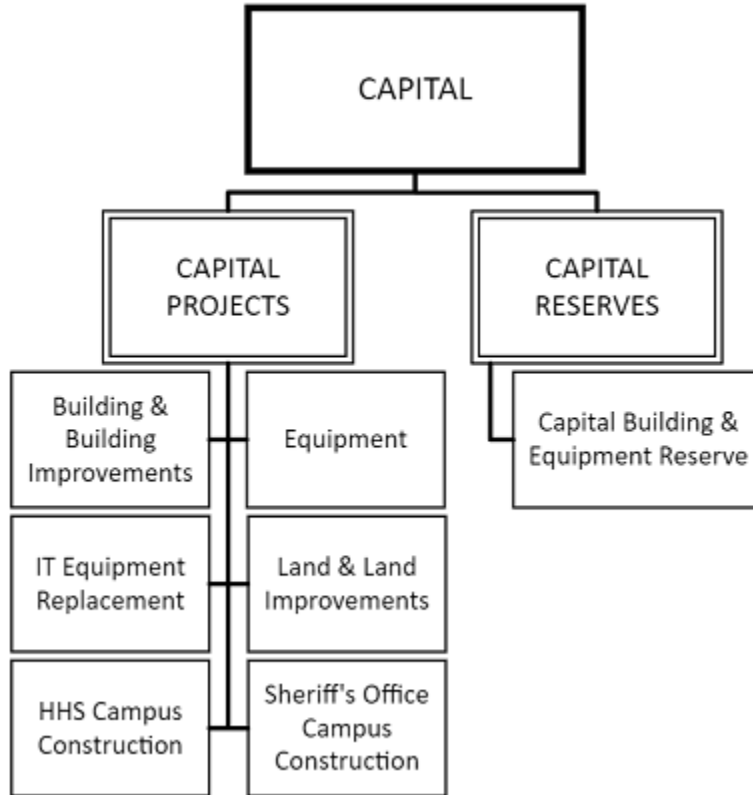
585 - Self Insurance	Actual FY 21-22	Actual FY 22-23	Budget FY 23-24	Proposed FY 24-25
Materials and Services				
528310 Excess Workers Comp Insurance	121,668	133,037	133,037	146,100
528320 Excess Liability Insurance	306,401	503,942	508,417	715,000
528410 Liability Claims	281,028	558,596	903,000	955,000
528415 First Party Property Claims	44,283	52,187	133,000	142,000
528430 Unemployment Claims	155,243	238,218	183,282	185,670
528510 Workers Comp Claims	622,290	619,196	727,739	831,000
Insurance Total	29,623,048	30,598,501	35,860,256	37,031,293
Miscellaneous				
529230 Training	8,580	5,778	15,000	15,000
529430 Safety Incentives EAIP	2,062	2,814	15,000	15,000
529990 Taxes and Penalties	0	750	0	0
Miscellaneous Total	10,642	9,342	30,000	30,000
Materials and Services Total	29,823,050	30,806,801	36,226,612	37,462,899
Administrative Charges				
611300 Legal Services Allocation	194,354	165	206,000	206,000
Administrative Charges Total	194,354	165	206,000	206,000
Transfers Out				
561480 Xfer to Capital Impr Projects	0	112,225	9,170	0
Transfers Out Total	0	112,225	9,170	0
Contingency				
571010 Contingency	0	0	3,690,477	7,606,265
Contingency Total	0	0	3,690,477	7,606,265
Ending Fund Balance				
573010 Unapprop Ending Fund Balance	0	0	3,882,473	677,167
573050 Self Insurance Reserves	0	0	4,606,328	3,986,228
Ending Fund Balance Total	0	0	8,488,801	4,663,395
Self Insurance Total	30,017,403	30,919,190	48,621,060	49,938,559
Non Departmental Operations Grand Total	71,842,847	74,205,837	148,661,715	140,888,998

MARION COUNTY FY 2024-25 BUDGET
BY DEPARTMENT
NON-DEPARTMENTAL

THIS PAGE HAS BEEN INTENTIONALLY LEFT BLANK

MARION COUNTY FY 2024-25 BUDGET
 BY NON-DEPARTMENTAL
 CAPITAL

CAPITAL



Capital outlay or capital expenditures are typically purchases \$5,000 or greater, have a useful life of one or more years, and are tangible in nature. Capital budget items range from equipment purchases to repairs, remodeling and renovation, to new construction. After purchase or construction, costs of operation, maintenance, insurance, debt service and other expenditures are budgeted in operating budgets. Marion County uses a Life Cycle Costing Analysis (LCCA) methodology that links our capital expenditures with criteria that measure and score factors such as: age, condition, return on investment (ROI), and Fire/Life/Safety (FLS) needs. This methodology helps decision makers prioritize and determine the most cost effective option to repair, maintain, dispose or purchase goods or products.

Due to capital budgets being large, one-time (nonrecurring) activities, program budgets and actual expenditures vary widely from year-to-year, as do the number of funds that record capital improvement projects.

The Capital Budget is comprised of three funds and seven active programs. The funds are: (1) Capital Building and Equipment Reserve; (2) Capital Improvement Projects; and (3) Facility Renovation Fund. The programs are: (1) Building and Building Improvements; (2) Equipment; (3) IT Equipment Replacement; (4) Land and Land Improvements; (5) Capital Building and Equipment Reserve; (6) HHS Campus Construction; and (7) Sheriff's Office Campus Construction. Programs showing only prior year activity in the budget document have either been completed or discontinued.

The Fleet Management and Roads and Bridges Construction programs are recorded within the Public Works Department budget.

MARION COUNTY FY 2024-25 BUDGET
BY NON-DEPARTMENTAL
CAPITAL

FUNDS

Fund Name	FY 21-22 ACTUAL	FY 22-23 ACTUAL	FY 23-24 BUDGET	FY 24-25 PROPOSED	% of Total
RESOURCES					
FND 383 Capital Building and Equipment	140,817	142,852	146,339	154,600	0.4%
FND 455 Facility Renovation	26,203,494	30,608,508	24,831,268	21,128,558	53.6%
FND 480 Capital Improvement Projects	17,072,189	17,917,170	18,662,996	18,151,518	46.0%
TOTAL RESOURCES	43,416,500	48,668,531	43,640,603	39,434,676	100.0%
REQUIREMENTS					
FND 383 Capital Building and Equipment	0	0	146,339	154,600	0.4%
FND 455 Facility Renovation	3,218,141	14,849,190	24,831,268	21,128,558	53.6%
FND 480 Capital Improvement Projects	5,179,435	5,057,034	18,662,996	18,151,518	46.0%
TOTAL REQUIREMENTS	8,397,576	19,906,225	43,640,603	39,434,676	100.0%

PROGRAMS

	FY 21-22 ACTUAL	FY 22-23 ACTUAL	FY 23-24 BUDGET	FY 24-25 PROPOSED	+/- %
RESOURCES					
Bldgs and Bldg Improvements	21,234,848	11,830,150	18,127,447	19,389,933	7.0%
Equipment	10,111,424	10,303,936	11,582,436	10,878,176	-6.1%
IT Equipment Replacement	1,810,972	2,151,453	1,500,091	2,187,656	45.8%
Land and Land Improvements	8,535	10,448	0	0	n.a.
HHS Campus Construction	10,009,905	14,444,078	2,651,247	467,056	-82.4%
Sheriffs Office Campus Const	100,000	9,785,613	9,633,043	6,357,255	-34.0%
Capital Bldg and Eq Reserve	140,817	142,852	146,339	154,600	5.6%
TOTAL RESOURCES	43,416,500	48,668,531	43,640,603	39,434,676	-9.6%
REQUIREMENTS					
Bldgs and Bldg Improvements	2,374,985	5,235,019	18,127,447	19,389,933	7.0%
Equipment	3,064,223	1,647,565	11,582,436	10,878,176	-6.1%
IT Equipment Replacement	544,473	1,067,792	1,500,091	2,187,656	45.8%
Land and Land Improvements	8,535	10,448	0	0	n.a.
HHS Campus Construction	2,405,361	11,792,832	2,651,247	467,056	-82.4%
Sheriffs Office Campus Const	0	152,570	9,633,043	6,357,255	-34.0%
Capital Bldg and Eq Reserve	0	0	146,339	154,600	5.6%
TOTAL REQUIREMENTS	8,397,576	19,906,225	43,640,603	39,434,676	-9.6%

MARION COUNTY FY 2024-25 BUDGET
BY NON-DEPARTMENTAL
CAPITAL

Bldgs and Bldg Improvements Program

- Accounts for capital building projects including acquisition, construction, renovation, and repairs.

Program Summary

Capital	Program: Bldgs and Bldg Improvements				
	FY 21-22 ACTUAL	FY 22-23 ACTUAL	FY 23-24 BUDGET	FY 24-25 PROPOSED	+/- %
RESOURCES					
Intergovernmental State	0	113,559	0	0	n.a.
Charges for Services	0	245,860	322	0	-100.0%
Interest	61,257	284,217	292,137	550,000	88.3%
General Fund Transfers	3,020,713	1,793,720	1,437,236	0	-100.0%
Other Fund Transfers	675,442	(9,467,069)	2,302,620	4,058,551	76.3%
Financing Proceeds	10,000,000	0	7,500,000	0	-100.0%
Net Working Capital	7,477,435	18,859,863	6,595,132	14,781,382	124.1%
TOTAL RESOURCES	21,234,848	11,830,150	18,127,447	19,389,933	7.0%
REQUIREMENTS					
Capital Outlay	2,374,985	5,235,019	12,880,184	16,598,026	28.9%
Contingency	0	0	100,000	0	-100.0%
Reserve for Future Expenditure	0	0	5,147,263	2,791,907	-45.8%
TOTAL REQUIREMENTS	2,374,985	5,235,019	18,127,447	19,389,933	7.0%

Bldgs and Bldg Improvements Program Budget Justification

RESOURCES

Resources are comprised of Interest and Other Fund Transfers from the Health and Human Services and Dog Services Fund. Net Working Capital is unspent funds being carried forward from the prior fiscal year.

REQUIREMENTS

Capital Outlay of \$16,598,026 accounts for 20 continuing projects and 10 new projects as detailed below:

Continuing Projects - Total \$12,452,259 :

- | | |
|--|--|
| 1. \$3,580,500 Courthouse Parking Refurbish | 11. \$ 145,085 Transition Ctr. Showers |
| 2. \$ 2,870, 516 HHS Crisis Building Remodel | 12. \$ 115,500 Jail Intake HVAC |
| 3. \$ 1,475,582 HHS Building Remodel | 13. \$ 104,500 Assessor's Ofc. Remodel |
| 4. \$ 931,814 Jail and Detention Door/Lock | 14. \$ 78,320 Juv. Counseling House Exterior |
| 5. \$ 820,674 Jail Court Annex HVAC | 15. \$ 73,700 Juv. Detention Kitchen Air-Condition |
| 6. \$ 737,000 Medical Examiner Ofc. Relocation | 16. \$ 70,619 Juv. Detention Shower Floors |
| 7. \$ 656,474 Jail Dpod Recreation Space | 17. \$ 66,000 Juv. Detention Overhead Door |
| 8. \$ 280,814 Server Room HVAC Replacement | 18. \$ 62,721 Community Services Remodel |
| 9. \$ 174,000 Facilities Modular Space at HHS | 19. \$ 26,400 Juv. Counseling House Waterproofing |
| 10. \$172,040 Juvenile Detention Coating | 20. \$ 10,000 Public Safety Bldg. Fascia Board |

New Projects - Total \$4,145,767:

- | | |
|---|--|
| 1. \$ 1,623,692 HHS Building Roof Replacement | 6. \$ 100,000 HHS Campus Parking Lot & Driveway |
| 2. \$ 1,224,000 Juvenile Detention Roof | 7. \$ 94,470 Transition Ctr. Doors Upgrade |
| 3. \$ 529,829 Juv. Alternative Pgm. Bldg. Improvement | 8. \$ 28,456 Tax Office Remodel |
| 4. \$ 309,432 Jail Kitchen Walkin Cooler Replacement | 9. \$ 13,244 Dog Shelter Storage Shed |
| 5. \$ 211,644 Justice Court Refurbishment | 10. \$ 11,000 Transition Center Sign Replacement |

MARION COUNTY FY 2024-25 BUDGET
BY NON-DEPARTMENTAL
CAPITAL

Equipment Program

- Accounts for capital acquisition of equipment, furnishings, computer hardware, software, and telecommunications.

Program Summary

Capital	Program: Equipment				+/- %
	FY 21-22 ACTUAL	FY 22-23 ACTUAL	FY 23-24 BUDGET	FY 24-25 PROPOSED	
RESOURCES					
Intergovernmental Federal	0	0	1,902,637	1,902,637	0.0%
Charges for Services	0	69,406	0	0	n.a.
General Fund Transfers	3,664,064	2,761,519	1,023,428	0	-100.0%
Other Fund Transfers	156,400	425,809	0	0	n.a.
Net Working Capital	6,290,960	7,047,201	8,656,371	8,975,539	3.7%
TOTAL RESOURCES	10,111,424	10,303,936	11,582,436	10,878,176	-6.1%
REQUIREMENTS					
Capital Outlay	2,837,967	1,647,565	5,493,848	5,717,366	4.1%
Transfers Out	226,256	0	0	0	n.a.
Contingency	0	0	550,000	370,000	-32.7%
Reserve for Future Expenditure	0	0	5,538,588	4,790,810	-13.5%
TOTAL REQUIREMENTS	3,064,223	1,647,565	11,582,436	10,878,176	-6.1%

Equipment Program Budget Justification

RESOURCES

Intergovernmental Federal resources of \$1,902,637 is American Rescue Plan Act (ARPA) funding for the Justice Court Case Management System and the ERP Financials Modernization project. Net Working Capital is unspent funds carrying over from the previous fiscal year.

REQUIREMENTS

Capital Outlay of \$5,717,366 accounts for 18 continuing projects and 8 new projects as detailed below:

Continuing Projects - Total \$5,220,041:

- | | |
|---|--|
| 1. \$ 2,000,000 ERP Financials Modernization | 10. \$ 81,779 Assessor Mobile Assessment App |
| 2. \$ 670,990 Courthouse Security Camera Matrix | 11. \$ 70,088 Jail Video Surveillance |
| 3. \$ 500,049 Fresh Start Market Improvements | 12. \$ 61,138 Risk Management System |
| 4. \$ 446,778 Armored Tactical Vehicle | 13. \$ 42,830 Juvenile Pharmacy Mgmt. System |
| 5. \$ 434,500 Public Safety VHF Radio | 14. \$ 37,840 Digital Evidence Storage System |
| 6. \$ 402,637 Justice Court Case Mgmt. System | 15. \$ 20,129 Transition Center Clothes Washer |
| 7. \$ 153,873 DA Case Mgmt. Replacement (Legacy) | 16. \$ 17,820 Jail Clothes Washer |
| 8. \$ 150,000 DA Case Mgmt. Replacement (New) | 17. \$ 10,340 Jail Clothes Dryer |
| 9. \$ 115,000 Assessment and Tax Software Upgrade | 18. \$ 4,250 Clerk's Office Ballot Sorter |

New Projects - Total \$497,325 :

- | | |
|---|--|
| 1. \$ 275,800 IT Pictometry Flight 5 | 5. \$ 18,150 Jail Dental Xray |
| 2. \$ 105,350 Justice Court AV Installation | 6. \$ 11,550 IT Front Door Card Reader |
| 3. \$ 44,000 Jail Location Scissor lift | 7. \$ 10,650 Jail Clothes Dryer |
| 4. \$ 21,175 Jail Clothes Washer | 8. \$ 10,650 Transition Center Dryer |

Contingency is allocated for unforeseen expenses and Reserve for Future Expenditure is held for other future projects.

MARION COUNTY FY 2024-25 BUDGET
BY NON-DEPARTMENTAL
CAPITAL

IT Equipment Replacement Program

- Accounts for various capital expenditures for information technology network equipment such as telecom switches and air bridges, computer system upgrades, and computer hardware that is past its life expectancy.

Program Summary

Capital	Program: IT Equipment Replacement				
	FY 21-22 ACTUAL	FY 22-23 ACTUAL	FY 23-24 BUDGET	FY 24-25 PROPOSED	+/- %
RESOURCES					
Admin Cost Recovery	889,999	884,953	416,430	1,105,823	165.5%
Other Fund Transfers	0	0	0	0	n.a.
Net Working Capital	920,973	1,266,500	1,083,661	1,081,833	-0.2%
TOTAL RESOURCES	1,810,972	2,151,453	1,500,091	2,187,656	45.8%
REQUIREMENTS					
Capital Outlay	544,473	1,067,792	854,495	1,520,563	77.9%
Contingency	0	0	39,000	39,129	0.3%
Reserve for Future Expenditure	0	0	606,596	627,964	3.5%
TOTAL REQUIREMENTS	544,473	1,067,792	1,500,091	2,187,656	45.8%

IT Equipment Replacement Program Budget Justification

RESOURCES

Resources of \$2,187,656 include \$1,105,823 in Administrative Cost Recoveries and \$1,081,833 in Net Working Capital.

REQUIREMENTS

Capital Outlay of \$1,520,563 accounts for one continuing project and four new projects:

Continuing Project - Total \$55,680 :

1. \$ 55,680 IT Oracle Server Replacement

New Project - Total \$1,464,883:

1. \$ 1,035,084 IT Network Equipment Replacement
2. \$ 204,819 IT Server Equipment Replacement
3. \$ 112,980 IT Server Battery Replacement
4. \$ 112,000 IT Surveillance Equipment Replacement

Contingency is allocated for unforeseen expenses and Reserve for Future Expenditure is held for other future projects.

MARION COUNTY FY 2024-25 BUDGET
 BY NON-DEPARTMENTAL
 CAPITAL

Land and Land Improvements Program

- Accounts for capital acquisition of land, other land improvements, and related repairs.

Program Summary

Capital	Program: Land and Land Improvements				
	FY 21-22 ACTUAL	FY 22-23 ACTUAL	FY 23-24 BUDGET	FY 24-25 PROPOSED	+/- %
RESOURCES					
General Fund Transfers	0	21,450	0	0	n.a.
Other Fund Transfers	(881)	(11,002)	0	0	n.a.
Net Working Capital	9,416	0	0	0	n.a.
TOTAL RESOURCES	8,535	10,448	0	0	n.a.
REQUIREMENTS					
Capital Outlay	8,535	10,448	0	0	n.a.
TOTAL REQUIREMENTS	8,535	10,448	0	0	n.a.

Land and Land Improvements Program Budget Justification

RESOURCES

There are no projects budgeted in this program in FY 2024-25.

MARION COUNTY FY 2024-25 BUDGET
BY NON-DEPARTMENTAL
CAPITAL

HHS Campus Construction Program

- The HHS Campus Construction Program was established in FY 2020-21 for the design and construction of the new Health & Human Services Public Health building located on the Center Street campus in Salem, Oregon.

Program Summary

Capital	Program: HHS Campus Construction				
	FY 21-22 ACTUAL	FY 22-23 ACTUAL	FY 23-24 BUDGET	FY 24-25 PROPOSED	+/- %
RESOURCES					
Intergovernmental State	9,905	0	0	0	n.a.
Interest	0	38,792	0	0	n.a.
Other Fund Transfers	0	6,800,743	0	0	n.a.
Financing Proceeds	10,000,000	0	0	0	n.a.
Net Working Capital	0	7,604,543	2,651,247	467,056	-82.4%
TOTAL RESOURCES	10,009,905	14,444,078	2,651,247	467,056	-82.4%
REQUIREMENTS					
Capital Outlay	2,405,361	11,792,832	1,809,093	467,056	-74.2%
Reserve for Future Expenditure	0	0	842,154	0	-100.0%
TOTAL REQUIREMENTS	2,405,361	11,792,832	2,651,247	467,056	-82.4%

HHS Campus Construction Program Budget Justification

RESOURCES

Resources consist of \$467,056 in Net Working Capital from Health and Human Services transfers in the prior fiscal year.

REQUIREMENTS

Requirements consist of \$467,056 in Capital Outlay for building construction for the Health and Human Services Building on Center Street. The project is expected to be completed in FY 2024-25.

MARION COUNTY FY 2024-25 BUDGET
BY NON-DEPARTMENTAL
CAPITAL

Sheriffs Office Campus Const Program

- The Sheriff's Office Campus Construction Program was established in FY 2014-15 for major construction projects at the Aumsville Highway campus location.

Program Summary

Capital	Program: Sheriffs Office Campus Const				
	FY 21-22 ACTUAL	FY 22-23 ACTUAL	FY 23-24 BUDGET	FY 24-25 PROPOSED	+/- %
RESOURCES					
Intergovernmental State	0	2,500	0	0	n.a.
Interest	0	55,376	0	0	n.a.
Other Fund Transfers	100,000	9,627,737	0	0	n.a.
Net Working Capital	0	100,000	9,633,043	6,357,255	-34.0%
TOTAL RESOURCES	100,000	9,785,613	9,633,043	6,357,255	-34.0%
REQUIREMENTS					
Capital Outlay	0	152,570	9,633,043	6,357,255	-34.0%
TOTAL REQUIREMENTS	0	152,570	9,633,043	6,357,255	-34.0%

Sheriffs Office Campus Const Program Budget Justification

RESOURCES

Resources consist of \$6,357,255 in Net Working Capital for the construction of the Sheriff's Office Evidence Building.

REQUIREMENTS

Capital Outlay of \$6,357,255 is for the construction of the Sheriff's Office Evidence Building at the Aumsville Highway campus location.

MARION COUNTY FY 2024-25 BUDGET
 BY NON-DEPARTMENTAL
 CAPITAL

Capital Bldg and Eq Reserve Program

- This is a reserve fund established for long-term capital and equipment needs.

Program Summary

Capital	Program: Capital Bldg and Eq Reserve				
	FY 21-22 ACTUAL	FY 22-23 ACTUAL	FY 23-24 BUDGET	FY 24-25 PROPOSED	+/- %
RESOURCES					
Interest	661	2,036	3,499	4,300	22.9%
Net Working Capital	140,156	140,817	142,840	150,300	5.2%
TOTAL RESOURCES	140,817	142,852	146,339	154,600	5.6%
REQUIREMENTS					
Reserve for Future Expenditure	0	0	146,339	154,600	5.6%
TOTAL REQUIREMENTS	0	0	146,339	154,600	5.6%

Capital Bldg and Eq Reserve Program Budget Justification

RESOURCES

Resources of \$154,600 consist of estimated interest earnings of \$4,300 and Net Working Capital of \$150,300.

REQUIREMENTS

Reserve for Future Expenditure of \$154,600 is held for future capital needs.

MARION COUNTY FY 2024-25 BUDGET
BY NON-DEPARTMENTAL
CAPITAL

Resources by Fund Detail				
383 - Capital Building and Equipment	Actual FY 21-22	Actual FY 22-23	Budget FY 23-24	Proposed FY 24-25
Interest				
361000 Investment Earnings	661	2,036	3,499	4,300
Interest Total	661	2,036	3,499	4,300
Net Working Capital				
392000 Net Working Capital Unrestr	140,156	140,817	142,840	150,300
Net Working Capital Total	140,156	140,817	142,840	150,300
Capital Building and Equipment Total	140,817	142,852	146,339	154,600
455 - Facility Renovation	Actual FY 21-22	Actual FY 22-23	Budget FY 23-24	Proposed FY 24-25
Intergovernmental State				
332990 Other State Revenues	9,905	2,500	0	0
Intergovernmental State Total	9,905	2,500	0	0
Interest				
361000 Investment Earnings	24,795	233,662	200,000	250,000
Interest Total	24,795	233,662	200,000	250,000
General Fund Transfers				
381100 Transfer from General Fund	100,000	500,000	0	0
General Fund Transfers Total	100,000	500,000	0	0
Other Fund Transfers				
381190 Transfer from Health	774,561	6,886,993	1,371,950	2,820,657
Other Fund Transfers Total	774,561	6,886,993	1,371,950	2,820,657
Financing Proceeds				
383100 Loan Proceeds	20,000,000	0	7,500,000	0
Financing Proceeds Total	20,000,000	0	7,500,000	0
Net Working Capital				
392000 Net Working Capital Unrestr	5,294,233	22,985,353	15,759,318	18,057,901
Net Working Capital Total	5,294,233	22,985,353	15,759,318	18,057,901
Facility Renovation Total	26,203,494	30,608,508	24,831,268	21,128,558
480 - Capital Improvement Projects	Actual FY 21-22	Actual FY 22-23	Budget FY 23-24	Proposed FY 24-25
Intergovernmental Federal				
331404 County American Rescue Plan	0	0	1,902,637	1,902,637
Intergovernmental Federal Total	0	0	1,902,637	1,902,637
Intergovernmental State				
332990 Other State Revenues	0	113,559	0	0
Intergovernmental State Total	0	113,559	0	0
Charges for Services				
342810 CH2 Condo Fees Transit	0	228,127	0	0
344999 Other Reimbursements	0	87,139	322	0
Charges for Services Total	0	315,266	322	0

MARION COUNTY FY 2024-25 BUDGET
BY NON-DEPARTMENTAL
CAPITAL

480 - Capital Improvement Projects	Actual FY 21-22	Actual FY 22-23	Budget FY 23-24	Proposed FY 24-25
Admin Cost Recovery				
413100 IT Equipment Use Allocation	889,999	884,953	416,430	1,105,823
Admin Cost Recovery Total	889,999	884,953	416,430	1,105,823
Interest				
361000 Investment Earnings	36,462	144,723	92,137	300,000
Interest Total	36,462	144,723	92,137	300,000
General Fund Transfers				
381100 Transfer from General Fund	6,584,777	4,076,689	2,460,664	0
General Fund Transfers Total	6,584,777	4,076,689	2,460,664	0
Other Fund Transfers				
381130 Transfer from Public Works	18,724	29,817	0	0
381190 Transfer from Health	137,676	347,184	921,500	1,224,650
381230 Transfer from Dog Services	0	0	0	13,244
381480 Xfr from Capital Impr Projects	0	0	0	0
381585 Transfer from Self Insurance	0	112,225	9,170	0
Other Fund Transfers Total	156,400	489,226	930,670	1,237,894
Net Working Capital				
392000 Net Working Capital Unrestr	9,404,552	11,892,754	12,860,136	13,605,164
Net Working Capital Total	9,404,552	11,892,754	12,860,136	13,605,164
Capital Improvement Projects Total	17,072,189	17,917,170	18,662,996	18,151,518
Capital Grand Total	43,416,500	48,668,531	43,640,603	39,434,676

MARION COUNTY FY 2024-25 BUDGET
BY NON-DEPARTMENTAL
CAPITAL

Requirements by Fund Detail

383 - Capital Building and Equipment	Actual FY 21-22	Actual FY 22-23	Budget FY 23-24	Proposed FY 24-25
Reserve for Future Expenditure				
572010 Reserve for Future Expenditure	0	0	146,339	154,600
Reserve for Future Expenditure Total	0	0	146,339	154,600
Capital Building and Equipment Total	0	0	146,339	154,600
455 - Facility Renovation	Actual FY 21-22	Actual FY 22-23	Budget FY 23-24	Proposed FY 24-25
Capital Outlay				
531300 Departmental Equipment Capital	4,032	0	1,246,612	3,945,225
531600 Computer Hardware Capital	0	114,965	0	0
534100 Building Construction	2,411,153	14,719,090	18,379,139	14,175,111
534101 Building Design	0	12,652	803,479	327,725
534103 Construction Management	0	0	0	26,000
534104 Building FM Work Orders	0	0	80,000	125,745
534150 Building Acquisitions	774,561	0	0	0
534600 Site Improvements	28,395	0	0	0
539200 Uncapitalized IT Project Costs	0	2,484	0	0
Capital Outlay Total	3,218,141	14,849,190	20,509,230	18,599,806
Reserve for Future Expenditure				
572010 Reserve for Future Expenditure	0	0	4,322,038	2,528,752
Reserve for Future Expenditure Total	0	0	4,322,038	2,528,752
Facility Renovation Total	3,218,141	14,849,190	24,831,268	21,128,558
480 - Capital Improvement Projects	Actual FY 21-22	Actual FY 22-23	Budget FY 23-24	Proposed FY 24-25
Capital Outlay				
531300 Departmental Equipment Capital	747,793	2,071,301	2,117,635	2,138,228
531301 Dept Equip Cap FM Work Orders	0	547	0	0
531600 Computer Hardware Capital	1,229,933	1,465,217	483,546	1,700,251
531700 Computer Software Capital	1,053,202	487,588	4,013,578	3,289,397
531800 Communicaton Systems	88,951	0	412,500	434,500
533180 Safety Improvements	0	0	432,084	0
534100 Building Construction	1,422,980	652,948	1,400,330	2,470,896
534101 Building Design	0	0	128,000	139,400
534104 Building FM Work Orders	1,085	5,554	36,500	29,625
534300 Special Construction	89,811	270,056	0	0
534600 Site Improvements	56,865	52,587	1,101,760	1,818,663
539100 Uncapitalized FM Project Costs	0	0	4,000	5,000

MARION COUNTY FY 2024-25 BUDGET
BY NON-DEPARTMENTAL
CAPITAL

480 - Capital Improvement Projects	Actual FY 21-22	Actual FY 22-23	Budget FY 23-24	Proposed FY 24-25
Capital Outlay				
539200 Uncapitalized IT Project Costs	56,044	41,202	31,500	34,500
539300 Uncapitalized Comms Proj Costs	206,516	10,035	0	0
Capital Outlay Total	4,953,179	5,057,034	10,161,433	12,060,460
Transfers Out				
561130 Transfer to Public Works	226,256	0	0	0
Transfers Out Total	226,256	0	0	0
Contingency				
571010 Contingency	0	0	689,000	409,129
Contingency Total	0	0	689,000	409,129
Reserve for Future Expenditure				
572010 Reserve for Future Expenditure	0	0	7,812,563	5,681,929
Reserve for Future Expenditure Total	0	0	7,812,563	5,681,929
Capital Improvement Projects Total	5,179,435	5,057,034	18,662,996	18,151,518
Capital Grand Total	8,397,576	19,906,225	43,640,603	39,434,676

MARION COUNTY FY 2024-25 BUDGET
BY NON-DEPARTMENTAL
CAPITAL

In addition to county capital budget funds, the Department of Public Works manages capital projects within operating funds. The capital expenditures are recorded by project using cost accounting. Public Works Fund projects are primarily related to roads, bridges, and ferries. Environmental Services Fund capital expenditures are for solid waste management projects, notably site improvements. Fleet Management Fund capital outlays are for vehicle purchases. One-time grant projects are in the Public Works Grants Fund.

Also, from time-to-time departments have unique capital outlay projects in operating funds that relate to specific activities only associated with the budgeted fund's operations. Below is a summary of all countywide capital outlay.

Summary of Countywide Capital Budget FY 2024-25						
FY 2021-22 Actual	FY 2022-23 Actual	Funds	FY 2023-24 Budget	FY 2024-25 Proposed	Increase or (Decrease)	+ / - % Prior Year Budget
33,974	33,573	General Fund	6,625	-	(6,625)	-100.0%
-	-	Non Departmental Grants	381,688	-	(381,688)	-100.0%
33,974	33,573	General & Non Departmental	388,313	-	(388,313)	-100.0%
4,953,179.09	5,057,034.44	Capital Improvement Projects	10,161,433.00	12,060,460	1,899,027	18.7%
3,218,141	14,849,190	Facility Renovation	20,509,230	18,599,806	(1,909,424)	-9.3%
8,171,320	19,906,225	Capital	30,670,663	30,660,266	(10,397)	0.0%
381,560	795,143	Environmental Services	14,814,262	13,960,096	(854,166)	-5.8%
475,590	1,870,186	Fleet Management	2,682,833	2,367,227	(315,606)	-11.8%
41,919	502,744	Parks	1,749,836	1,867,072	117,236	6.7%
14,120,646	21,416,480	Public Works	39,348,626	32,046,461	(7,302,165)	-18.6%
-	1,322,445	Public Works Grant Fund	13,880,191	44,635,000	30,754,809	221.6%
100,719	186,270	Stormwater Management	387,059	311,126	(75,933)	-19.6%
-	-	Surveyor	10,000	-	(10,000)	-100.0%
15,120,434	26,093,268	Public Works	72,872,807	95,186,982	22,314,175	30.6%
1,709,524	-	Community Development	-	-	-	N/A
-	-	Criminal Justice Assessment	26,775	-	(26,775)	-100.0%
-	2,512,212	Health and Human Services	85,281	-	(85,281)	-100.0%
95,356	10,832	Inmate Welfare	10,780	82,955	72,175	669.5%
9,110	-	Juvenile Grants	-	-	-	N/A
2,822	196,044	Sheriff Grants	141,386	-	(141,386)	-100.0%
1,816,811	2,719,087	Other Funds Total	264,222	82,955	(181,267)	-68.6%
25,142,539	48,752,154	County Capital Total	104,196,005	125,930,203	21,734,198	20.9%

MARION COUNTY FY 2024-25 BUDGET
BY NON-DEPARTMENTAL
CAPITAL

THIS PAGE HAS BEEN INTENTIONALLY LEFT BLANK

MARION COUNTY FY 2024-25 BUDGET
BY NON-DEPARTMENTAL
CAPITAL

THIS PAGE HAS BEEN INTENTIONALLY LEFT BLANK

MARION COUNTY FY 2024-25 BUDGET

LINE ITEM DETAIL

OVERVIEW

At the end of each department budget there are line item detail reports for all of the funds managed by that department. However, there are two funds (General Fund and Central Services Fund) that are shared by multiple departments so that the detail shown for each of these departments is only a portion of the total fund.

Countywide

All funds combined expenditure details in their entirety. Therefore the total fund information is identified in this section.

Countywide Resources detail begins on page 593.

Countywide Requirements detail begins on page 601.

General Fund

The General Fund is comprised of: (1) Assessor's Office; (2) Clerk's Office; (3) Community Services Department; (4) District Attorney's Office; (5) Justice Court; (6) Juvenile Department; (7) Sheriff's Office; and (8) General Fund Non-Departmental Operations.

General Fund Resources detail begins on page 611.

General Fund Requirements detail begins on page 614.

Central Services Fund

The Central Services Fund is comprised of: (1) Board of Commissioners Office; (2) Business Services Department; (3) Finance Department; (4) Human Resources Department; (5) Information Technology Department; (6) Legal Department; and (7) Central Services Non-Departmental Operations.

Central Services Fund Resources detail begins on page 621.

Central Services Fund Requirements detail begins on page 623.

MARION COUNTY FY 2024-25 BUDGET
LINE ITEM DETAIL

THIS PAGE HAS BEEN INTENTIONALLY LEFT BLANK

MARION COUNTY FY 2024-25 BUDGET

LINE ITEM DETAIL

	COUNTYWIDE			
	Resources			
	FY 21-22 ACTUAL	FY 22-23 ACTUAL	FY 23-24 BUDGET	FY 24-25 PROPOSED
Taxes				
311100 Property Taxes Current Year	80,111,121	85,403,478	89,711,414	91,871,062
311200 Property Taxes Prior Years	1,953,594	1,643,440	1,760,385	1,736,257
311300 Prop Tx Interest and Penalties	206,202	104,891	102,032	193,976
312110 Franchise Fees Trash Collect	519,621	505,473	525,000	525,000
312200 Franchise Fees Cable TV	481,114	464,658	432,344	422,152
312201 Franchise Fees Cable PEG	114,108	111,871	84,032	105,435
312300 Severance Taxes	6,824	5,402	5,402	8,798
Total Taxes	83,392,584	88,239,213	92,620,609	94,862,680
Licenses and Permits				
321000 Marriage Licenses	54,950	52,594	55,000	60,772
322000 Dog Licenses	247,563	222,588	240,000	200,000
323010 Structural Permits	3,590,759	4,230,171	3,700,000	3,700,000
323020 Construction Plan Reviews	81,182	94,035	50,000	8,500
324010 Driveway Permits	17,150	13,875	15,000	15,250
324020 Right Of Way Permits	27,688	25,338	26,500	26,500
324060 Removal Agreements	980	578	1,000	500
324070 Road Closure Permits	0	0	500	250
324080 Event and Film Permits	3,450	3,750	2,000	3,250
324100 Transportation Permits	688	480	650	0
324110 Single Trip Permits	22,848	23,168	25,000	22,250
324120 COVP Transp Permits County	40,426	73,065	50,000	78,500
324130 COVP Transp Permits Other	67,631	26,602	50,000	16,500
324140 Non COVP State Permits	4,525	2,535	1,000	800
325010 Alarm Permits	41,895	37,770	39,720	26,400
Total Licenses and Permits	4,201,734	4,806,548	4,256,370	4,159,472
Intergovernmental Federal				
331001 Payment in Lieu of Taxes	106,484	114,645	99,348	97,972
331010 Secure Rural Schools Title I	1,475,276	1,299,606	1,385,650	1,265,502
331012 Secure Rural Schools Title III	121,493	107,026	115,419	101,675
331013 State Criminal Alien Asst Pgm	0	401,624	0	74,354
331015 USDA Forest Service	0	0	190,186	203,250
331017 US Dept of HUD	274,819	892,306	7,969,004	7,474,739
331026 US Dept of Justice	399,450	240,805	106,717	20,875
331030 US Dept of Transportation	281,036	1,735,008	1,807,500	1,965,250
331031 US Dept of Treasury	0	0	1,097,755	1,088,877
331040 FEMA Disaster Assistance	3,335	3,927,667	2,169,734	2,169,734
331210 Oregon Dept of Education	49,541	0	0	0
331211 Oregon State Police	16,250	19,200	0	0
331212 Oregon Health Authority	0	2,625	0	0
331220 ODOJ Support Enf Incentives	216,458	213,609	218,934	271,367

MARION COUNTY FY 2024-25 BUDGET

LINE ITEM DETAIL

	COUNTYWIDE			
	Resources			
	FY 21-22 ACTUAL	FY 22-23 ACTUAL	FY 23-24 BUDGET	FY 24-25 PROPOSED
331221 OHSU CaCoon Contract	77,698	77,698	77,698	77,698
331222 Oregon Housing Community Svcs	4,735	5,025	4,500	4,500
331223 Oregon Dept of Justice	1,860,857	1,694,403	2,055,644	2,089,954
331226 Oregon Criminal Justice Comm	212,044	468,567	308,350	0
331227 Emergency Management Grant	225,532	147,253	147,253	113,083
331228 Oregon Military Department	10,756	3,818	443,478	300,386
331229 Oregon Dept of Transportation	7,153,274	9,016,997	15,617,202	12,212,325
331231 Oregon DHS Water Contract	93,319	87,571	89,422	89,422
331232 DHS Public Health Contract	5,511,948	4,499,973	6,532,246	4,927,131
331233 DHS Mental Health Contract	1,269,941	1,514,217	1,507,140	1,443,698
331234 DHS Title IV E Reimbursement	398,826	343,876	310,000	315,972
331235 Oregon Business Devel Dept	360,014	735,563	1,600,000	0
331236 Oregon Dept of Admin Services	0	2,134,739	684,823	114,250
331401 Coronavirus Relief Fund	4,132,492	0	0	0
331402 Coronavirus Emerg Supp Funding	516,157	0	0	0
331403 Emergency Rental Assistance	4,377,499	4,294,310	0	0
331404 County American Rescue Plan	5,441,469	6,900,705	43,370,406	64,082,310
331990 Other Federal Revenues	166,972	100,755	19,877,235	17,989,232
Total Intergovernmental Federal	34,757,675	40,979,591	107,785,644	118,493,556
Intergovernmental State				
332010 Chapter 530 Forest Rehab	1,837,617	261,204	673,812	316,000
332011 OLCC General	2,290,059	2,424,476	2,572,581	2,431,211
332012 OLCC Alcohol and Drug	334,900	274,409	300,000	291,000
332013 Gas Tax	29,263,651	28,887,791	29,000,000	29,250,000
332014 Cigarette Tax	200,597	181,425	199,510	167,773
332015 Electric Coop Tax	270,447	297,697	307,610	319,369
332016 Amusement Devise Tax	83,790	71,697	55,773	43,845
332017 Private Rail Car Tax	4,868	6,192	6,424	5,743
332018 RV Parks Apportionment	328,267	305,035	310,000	310,000
332019 County Assmt Funding CAFFA	1,072,560	856,933	862,216	1,161,763
332021 Video Lottery	2,419,073	2,527,362	2,225,526	2,470,970
332031 Oregon Department of Justice	177,014	248,271	274,624	197,391
332035 ODOJ Unitary Assessment Grant	195,998	85,919	312,229	190,660
332036 Oregon Criminal Justice Comm	194,255	143,083	232,090	540,440
332040 Marine Board	147,606	184,536	147,746	148,530
332041 Oregon Dept of Forestry	14,740	4,087	0	0
332060 Oregon DHS Health Contract	1,024,645	3,990,634	3,843,167	3,418,627
332061 Oregon DHS Mental Health	26,383,976	42,012,918	35,558,341	36,791,286
332068 Oregon Health Authority	1,141,059	304,644	50,000	15,400
332070 Community Corrections SB 1145	13,750,292	13,750,292	13,647,581	13,618,412
332072 OR CJC Justice Reinvestment	2,489,314	2,621,853	2,843,413	3,020,716

MARION COUNTY FY 2024-25 BUDGET

LINE ITEM DETAIL

	COUNTYWIDE			
	Resources			
	FY 21-22 ACTUAL	FY 22-23 ACTUAL	FY 23-24 BUDGET	FY 24-25 PROPOSED
332074 Oregon Dept of Corrections	872,275	883,354	1,000,389	983,231
332080 Oregon Dept of Admin Services	464	0	0	0
332084 Oregon Youth Authority	1,054,940	1,105,957	1,130,342	1,073,819
332085 Oregon Dept Veterans Affairs	229,437	229,437	233,337	233,337
332087 OR Dept Environmental Quality	6,130	55,248	0	0
332088 OR Parks and Recreation Dept	20,619	15,295	37,279	44,446
332089 Oregon Department of Education	233,665	329,346	274,863	257,733
332090 ODOT STP Exchange Revenues	0	0	0	900,000
332091 Oregon Dept of Transportation	1,193,972	2,378,999	4,697,250	1,759,500
332092 Oregon Dept of Revenue	3,448,572	0	0	0
332093 Oregon Business Devel Dept	863,572	512,618	0	80,493
332094 Oregon Housing Community Svcs	1,709,524	12,127,837	0	0
332095 OR Dept of Consumer Bus Svcs	22,540	810,950	100,000	0
332100 OR Watershed Enhancement Board	0	110,752	983,864	490,620
332200 County Fair Subsidies	53,167	53,167	57,290	53,290
332990 Other State Revenues	2,214,880	185,615	483,865	1,183,475
Total Intergovernmental State	95,548,487	118,239,032	102,421,122	101,769,080
Intergovernmental Local				
335500 MV Behavioral Care Network	382,955	0	0	0
335950 Local Government Grants	2,800	1,000	0	0
Total Intergovernmental Local	385,755	1,000	0	0
Charges for Services				
341042 Marion Cty Justice Court Fees	603,439	806,493	833,505	843,519
341060 Law Library Fees	317,272	317,272	317,272	347,797
341070 Filing Fees	43,437	34,846	34,293	34,293
341080 Recording Fees	1,995,716	1,071,609	1,000,000	1,093,503
341090 Passport Application Fees	0	0	0	60,000
341100 Assessment and Taxation Fees	31,921	20,270	20,697	17,923
341110 Corner Restoration Record Fees	527,611	306,689	300,000	268,000
341120 Road Vacation Fees	2,500	0	2,500	2,500
341130 Proportional Site Impr Share	137,550	12,000	600,000	0
341140 Planning Fees	335,739	313,001	365,000	365,000
341150 Sheriff Service Fees	129,686	166,691	175,000	165,000
341160 Gun Permit Fees	370,645	499,475	438,545	522,750
341170 Witness Fees	408	1,246	1,486	196
341180 Crime Report Fees	21,837	24,777	22,500	24,500
341200 Towing Fees	27,499	24,480	30,257	24,069
341210 False Alarm Fees	7,150	4,360	4,000	3,180
341220 Supervision Fees	175,655	(283)	0	0
341230 Client Fees	242,213	244,546	264,700	226,257
341232 Insurance Fees	186,776	226,711	204,175	195,300

MARION COUNTY FY 2024-25 BUDGET

LINE ITEM DETAIL

	COUNTYWIDE			
	Resources			
	FY 21-22 ACTUAL	FY 22-23 ACTUAL	FY 23-24 BUDGET	FY 24-25 PROPOSED
341240 Food Service Fees	74,903	85,008	75,000	70,000
341280 Detention Fees	6,444	4,148	0	236,381
341290 Site Plan Review Fees	1,170	2,520	3,000	0
341330 Health Inspection Fees	946,507	1,088,942	1,025,000	1,150,000
341350 Birth and Death Certificates	496,579	497,294	495,000	497,500
341370 Medicaid Fees	1,793,381	2,670,298	1,943,957	2,288,212
341400 Tax Collector Fees	54,069	66,131	49,344	27,040
341420 Assessor Fees	39,863	16,847	16,422	2,558
341430 Copy Machine Fees	3,074	930	261	95
341440 Vending Machine Fees	169,053	151,492	176,811	183,274
341450 Pay Telephone Fees	69,067	95,433	78,493	88,534
341490 Ferrous Metal Fees	153,464	83,929	68,386	85,000
341500 Electricity Generation Fees	10,566	64,782	0	0
341520 System Development Charges	619,849	602,300	455,000	575,000
341530 Gate Receipts	168,139	111,655	90,000	68,500
341540 Food Booth Fees	60,346	59,727	50,000	54,236
341550 Commercial Space Rental Fees	22,099	32,010	27,000	32,000
341555 Sponsor Fees	127,100	112,585	70,000	65,000
341560 Carnival Fees	72,557	48,827	23,000	30,000
341565 Stall Fees	0	2,055	2,000	2,000
341580 Camping Fees	1,115	14,525	14,000	16,500
341590 Impound Fees	27,595	29,265	25,000	25,000
341600 Board Fees	27,869	32,418	25,000	25,000
341605 Dog Adoption Fees	65,572	38,056	40,000	25,000
341620 User Fees	206,655	274,800	190,237	273,012
341630 Service Charges	1,380	1,455	1,359	500
341635 Returned Check Fees	425	285	266	295
341670 Surveyor Fees	139,720	120,222	175,000	165,000
341680 Discovery Fees	566,235	367,168	383,000	200,000
341690 Attorney Fees	199,359	189,128	207,763	193,270
341700 Victim Assistance Fees	694	591	0	0
341701 Children Assistance Fees	2,506	2,210	0	0
341710 Juvenile Probation Fees	3,896	3,029	0	0
341711 Juvenile Probation Fees FAA	1,038	0	0	0
341720 Appeal Fees	950	950	442	0
341750 Medicare Fees	402,427	368,096	478,950	336,650
341820 County Clerk Records Fees	170,858	96,261	98,000	98,000
341840 Work Crew Fees	379,966	473,652	443,000	527,680
341860 Grand Safety Station Fees	65	81	0	65
341940 Declaration Domestic Partners	50	150	231	913
341950 Retail Sales	211,576	249,354	234,300	248,300

MARION COUNTY FY 2024-25 BUDGET

LINE ITEM DETAIL

	COUNTYWIDE			
	Resources			
	FY 21-22 ACTUAL	FY 22-23 ACTUAL	FY 23-24 BUDGET	FY 24-25 PROPOSED
341952 Styrofoam Recycling	25,072	3,390	25,000	9,424
341955 Wood and Compost Sales	34,350	42,182	43,121	50,369
341998 Dog Shelter Donation Credits	(2,258)	(4,288)	0	0
341999 Other Fees	78,984	87,897	63,778	63,542
342100 Building Rentals	166,080	150,674	139,973	153,135
342200 Property Leases	78,484	56,899	83,059	83,991
342310 Parking Permits	255,599	253,784	250,533	279,594
342311 Vehicle Charging Fees	260	623	679	0
342400 Fleet Rentals	1,729,052	1,729,616	2,144,761	2,384,590
342410 Motor Pool Mileage Charges	35,028	48,604	55,000	60,000
342510 Wheatland Ferry Tolls	567,495	692,979	625,000	625,000
342520 Buena Vista Ferry Tolls	47,473	65,905	75,000	65,000
342552 Stormwater Fees	624,917	638,248	634,577	634,577
342610 Browns Island Tipping Fees	737,797	742,844	993,604	1,398,530
342620 Waste to Energy Tipping Fees	10,839,813	9,164,022	10,428,050	8,026,547
342640 N Marion Tipping Fees	3,528,678	3,468,881	3,084,303	3,731,824
342645 Appliance Metal Recovery Fees	45,398	0	0	0
342650 SKRTS Tipping Fees	7,818,784	7,455,539	5,985,361	6,706,272
342660 Browns Island Composting Fees	243,063	147,686	201,352	66,020
342672 Medical Waste Blue Bin Fees	26,722	27,555	0	30,000
342673 Medical Waste Gray Bin Fees	49,221	64,243	0	54,000
342674 WTEF Supplemental Waste Fees	39,733	45,805	115,815	30,270
342676 Brooks Willamette Outfall Line	99,816	106,202	78,000	78,000
342677 Ash Trans and Disposal	1,071,025	1,005,226	1,301,508	993,513
342690 Other Tipping Fees	2,336	82,486	0	0
342810 CH2 Condo Fees Transit	0	228,127	0	0
342910 Public Records Request Charges	5,210	6,096	1,519	1,396
344100 Election Reimbursements	50,141	407,922	10,000	300,000
344250 Telephone Use Reimbursement	35,489	30,597	30,192	30,210
344300 Restitution	2,062	5,137	2,479	2,611
344701 Felony DUII Reimbursemt SB395	298,874	209,596	151,531	231,417
344800 EAIP Reimbursement	20,718	231,043	90,000	100,000
344999 Other Reimbursements	238,496	294,057	148,433	137,938
345100 Sale of Capital Assets	589,945	259,412	260,300	275,000
345200 Foreclosed Property Sales	732,983	1,122	140,000	150,000
345300 Surplus Property Sales	37,334	23,273	25,000	25,000
345400 Document Fees	179	0	0	0
346200 Risk Deductible	0	28,315	0	0
347001 PW Services to Counties	157,279	153,568	165,500	239,000
347002 PW Services to Cities	294,981	152,234	303,500	260,500
347003 PW Services to Svc Districts	405,068	409,309	430,228	427,171

MARION COUNTY FY 2024-25 BUDGET

LINE ITEM DETAIL

	COUNTYWIDE			
	Resources			
	FY 21-22 ACTUAL	FY 22-23 ACTUAL	FY 23-24 BUDGET	FY 24-25 PROPOSED
347004 PW Services to Other Agencies	4,463	11,192	1,000	1,500
347005 PW Services to County Depts	2,250,204	2,880,096	2,727,201	3,447,661
347006 DA Services to County Depts	195,401	180,144	219,622	246,936
347009 Other Services to County Depts	0	57,585	150,000	287,906
347101 Central Svcs to Other Agencies	145,704	152,786	131,230	145,300
347201 SO Enforcement Services	2,604,061	2,842,529	3,050,963	3,029,522
347202 Code Enforcement Services	177,824	184,338	194,565	214,182
347401 Health Svcs to County Depts	486,693	247,494	268,075	417,857
347402 Health Svcs to Other Agencies	104,346	29,535	72,000	66,688
347403 Mental Health Services	77,012	72,156	75,250	70,100
347405 Medicaid Admin Services	32,851	42,589	50,000	50,000
347407 Coordinated Care PMPM	14,660,978	16,665,392	19,387,049	20,544,470
347408 Coordinated Care FFS	4,790,385	7,118,435	4,363,000	5,197,333
347409 Coordinated Care QIM	344,481	844,829	581,633	568,000
347501 Comm Svcs to Other Agencies	41,125	42,904	41,125	42,904
348100 Liability Insurance	1,172,401	1,709,099	1,816,100	2,552,400
348200 Workers Comp Insurance	931,209	1,049,778	1,105,100	1,115,800
348300 Medical Insurance	24,783,162	25,032,913	29,161,825	29,605,505
348310 Dental Insurance	2,017,631	2,048,852	2,472,521	2,493,201
348320 Health Savings Accounts	210,126	215,744	79,864	244,412
348400 Group Term Life Insurance	169,288	179,728	214,204	229,841
348500 Long Term Disability Insurance	337,093	354,274	446,084	478,564
348600 Unemployment Insurance	318,058	322,795	189,782	192,170
348700 Wellness Program	54,249	55,024	66,134	66,814
348800 Employee Assistance Program	50,618	51,689	62,436	62,134
Total Charges for Services	99,426,277	103,041,501	106,593,071	110,859,943
Admin Cost Recovery				
411100 County Admin Allocation	2,057,999	2,414,657	3,151,386	3,291,244
411200 BS Admin Allocation	0	0	888,973	957,525
411210 Facilities Mgt Allocation	3,111,294	3,446,180	3,631,029	3,658,313
411220 Custodial Allocation	1,605,205	1,575,842	1,635,116	1,673,019
411230 Courier Allocation	70,218	122,764	103,633	105,512
411240 Grounds Maintenance Allocation	0	0	0	390,000
411250 Risk Management Allocation	530,890	533,459	552,322	563,688
411260 Human Resources Allocation	2,564,813	2,724,349	3,302,774	3,723,402
411300 Legal Services Allocation	1,475,282	1,649,299	1,953,752	2,025,002
411400 Information Tech Allocation	8,213,327	8,515,743	10,365,262	7,351,703
411410 FIMS Allocation	2,167,056	2,838,731	1,405,760	1,235,886
411420 Telecommunications Allocation	0	0	0	325,122
411430 Technology Solution Allocation	0	0	0	2,878,015
411600 Finance Allocation	3,140,705	3,592,695	4,110,140	4,087,673

MARION COUNTY FY 2024-25 BUDGET

LINE ITEM DETAIL

	COUNTYWIDE			
	Resources			
	FY 21-22 ACTUAL	FY 22-23 ACTUAL	FY 23-24 BUDGET	FY 24-25 PROPOSED
411800 MCBEE Allocation	7,002	5,555	1,889,915	2,283,756
412100 PERS Debt Service Assessments	4,664,461	6,054,934	4,895,246	6,041,631
413100 IT Equipment Use Allocation	889,999	884,953	416,430	1,105,823
440110 PW Capital Labor Charges	935	0	0	0
440120 PW Capital Equipment Charges	680	0	0	0
Total Admin Cost Recovery	30,499,866	34,359,161	38,301,738	41,697,314
Fines and Forfeitures				
351100 Dog Fines	11,011	15,349	10,000	10,000
351200 Traffic Fines	2,158,752	2,314,018	2,250,523	2,086,938
351500 Weighmaster Fines	80	182	1,000	500
353100 County Assessments	618,806	625,113	617,364	656,723
353200 Court Security	308,453	315,802	288,336	308,766
Total Fines and Forfeitures	3,097,102	3,270,465	3,167,223	3,062,927
Interest				
361000 Investment Earnings	1,179,711	4,346,842	3,064,894	6,817,375
363000 Lease Interest Income	1,978	(1,978)	0	0
364100 Interfund Loan Interest	300	0	0	0
364900 Loan Repayment Interest	82,293	109,830	95,410	40,000
365000 Investment Fee	732,469	880,216	700,000	750,000
Total Interest	1,996,751	5,334,910	3,860,304	7,607,375
Other Revenues				
371000 Miscellaneous Income	737,651	699,202	57,971	71,888
371100 Recoveries from Collections	815	2,159	300	300
371600 Covanta Underprocessed Tons	0	0	0	1,553,355
372000 Over and Short	(4,365)	248	500	500
373100 Special Program Donations	637,522	268,054	97,597	66,924
373200 Victims Assistance Donations	26,000	23,750	20,000	15,000
373500 Private Foundation Grants	1,971	2,468	0	0
374300 Interfund Loan Principal	17,143	0	0	0
374900 Loan Repayment Principal	148,938	168,237	151,992	140,000
Total Other Revenues	1,565,675	1,164,119	328,360	1,847,967
General Fund Transfers				
381100 Transfer from General Fund	16,420,867	17,679,923	14,794,829	12,717,555
Total General Fund Transfers	16,420,867	17,679,923	14,794,829	12,717,555
Other Fund Transfers				
381115 Transfer from Non Dept Grants	189,802	220,657	347,299	344,072
381125 Transfer from Juvenile Grants	11,866	4,000	0	0
381130 Transfer from Public Works	18,724	49,368	75,000	16,750
381155 Xfr from Tax Title Land Sales	79,500	84,450	111,625	100,000
381165 Xfr from Lottery and Econ Dev	324,000	324,000	324,000	324,000
381170 Transfer from Comm Development	877,803	0	0	0

MARION COUNTY FY 2024-25 BUDGET

LINE ITEM DETAIL

COUNTYWIDE				
Resources				
	FY 21-22	FY 22-23	FY 23-24	FY 24-25
	ACTUAL	ACTUAL	BUDGET	PROPOSED
381180 Transfer from Comm Corrections	4,670,424	4,670,424	4,626,878	4,626,878
381185 Transfer from Criminal Justice	641,694	576,600	669,015	656,723
381190 Transfer from Health	1,280,499	8,702,969	4,120,964	5,882,145
381230 Transfer from Dog Services	0	0	0	13,244
381250 Transfer from Sheriff Grants	0	134,783	0	0
381255 Xfr from Traffic Safety Team	309,549	245,596	264,394	0
381310 Transfer from Parks	11,500	15,000	0	0
381330 Transfer from Building Insp	11,555	0	0	0
381480 Xfr from Capital Impr Projects	226,256	0	0	0
381510 Transfer from Env Services	15,900	0	0	0
381585 Transfer from Self Insurance	0	112,225	9,170	0
Total Other Fund Transfers	8,669,072	15,140,071	10,548,345	11,963,812
Settlements				
382100 Settlements	34,943	110,721	247,739	57,239
382200 OPIOID Settlements	0	1,569,000	700,000	689,985
Total Settlements	34,943	1,679,721	947,739	747,224
Financing Proceeds				
383100 Loan Proceeds	20,000,000	0	7,500,000	0
383500 OFS: Lease Financing	1,232,974	0	0	0
Total Financing Proceeds	21,232,974	0	7,500,000	0
Net Working Capital				
391000 Net Working Cap Restr Other	12,645,615	12,011,236	36,750,420	31,468,911
391100 Net Working Cap Restr Federal	0	658,126	752,839	703,549
392000 Net Working Capital Unrestr	157,688,898	193,790,805	189,260,615	190,849,364
Total Net Working Capital	170,334,513	206,460,167	226,763,874	223,021,824
GRAND TOTAL	571,564,276	640,395,423	719,889,228	732,810,729

MARION COUNTY FY 2024-25 BUDGET

LINE ITEM DETAIL

	COUNTYWIDE			
	Requirements			
	FY 21-22	FY 22-23	FY 23-24	FY 24-25
	ACTUAL	ACTUAL	BUDGET	PROPOSED
Personnel Services				
Salaries and Wages				
511020 Salaries and Wages Budget Only	0	0	(879,448)	17,000
511110 Regular Wages	78,828,567	85,086,089	124,833,406	127,190,187
511115 Pandemic Recognition Pay	2,037,375	0	0	0
511120 Temporary Wages	2,598,125	2,033,749	2,533,528	2,554,919
511130 Vacation Pay	5,678,912	5,935,577	0	0
511140 Sick Pay	3,770,620	4,076,248	0	0
511141 Emergency Sick Pay	790,447	3,344	0	0
511150 Holiday Pay	5,387,669	5,755,903	0	0
511160 Comp Time Pay	735,804	863,636	119,110	132,759
511180 Differential Pay	72,421	94,571	63,632	65,120
511181 Wage Enhancement	0	7,488	100,000	35,000
511210 Compensation Credits	1,502,382	1,439,565	1,434,701	1,332,219
511220 Pager Pay	291,121	264,638	258,661	286,844
511240 Leave Payoff	925,148	834,528	58,756	63,050
511250 Training Pay	752	6,906	58,497	45,126
511260 Election Workers	21,488	77,816	60,000	60,000
511270 Leadworker Pay	1,673	592	3,150	6,681
511280 Cell Phone Pay	9,203	7,375	8,041	7,651
511290 Health Insurance Waiver Pay	198,754	222,467	213,600	278,400
511410 Straight Pay	125,899	151,252	76,625	90,025
511420 Premium Pay	2,590,182	3,252,489	2,258,174	2,229,771
511430 Court Time	100,466	94,155	98,947	98,747
511450 Premium Pay Temps	31,429	30,242	29,472	9,916
511470 Extra Duty Contract Pay	37,973	42,882	0	0
511500 Moving Expense Reimbursement	0	0	25,000	25,000
511510 Relocation Bonus	0	0	50,000	35,000
511520 Retention Bonus	0	119,824	300,000	200,000
511530 Tuition Reimbursement Taxable	0	0	25,000	0
511930 Clothing Allowance	9,750	8,650	9,400	9,400
Total Salaries and Wages	105,746,160	110,409,987	131,738,252	134,772,815
Fringe Benefits				
512010 Fringe Benefits Budget Only	0	0	531,309	975,526
512110 PERS	23,751,112	24,488,278	32,213,070	32,798,196
512120 401K	800,827	860,463	984,882	931,078
512130 PERS Debt Service	4,664,347	6,054,956	5,926,492	7,346,592
512200 FICA	7,680,175	8,230,078	9,823,823	10,001,189
512300 Paid Leave Oregon	0	241,231	520,450	519,572
512310 Medical Insurance	23,023,685	23,556,022	29,240,300	29,442,793
512320 Dental Insurance	1,877,120	1,932,209	2,479,253	2,479,512

MARION COUNTY FY 2024-25 BUDGET

LINE ITEM DETAIL

	COUNTYWIDE			
	Requirements			
	FY 21-22	FY 22-23	FY 23-24	FY 24-25
	ACTUAL	ACTUAL	BUDGET	PROPOSED
512330 Group Term Life Insurance	169,288	179,728	214,209	229,226
512340 Long Term Disability Insurance	337,093	354,274	446,095	477,299
512400 Unemployment Insurance	318,038	322,805	189,682	191,664
512520 Workers Comp Insurance	28,074	28,628	52,832	52,033
512600 Wellness Program	54,249	55,024	67,319	66,715
512610 Employee Assistance Program	50,618	51,689	62,360	61,803
512700 County HSA Contributions	210,126	215,744	88,314	244,412
512710 Temp Insurance Contributions	0	35,666	151,194	149,700
Total Fringe Benefits	62,964,752	66,606,794	82,991,584	85,967,310
Total Personnel Services	168,710,912	177,016,781	214,729,836	220,740,125
Materials and Services				
Supplies				
521010 Office Supplies	309,466	359,093	357,647	353,243
521030 Field Supplies	237,125	210,107	221,394	258,288
521040 Institutional Supplies	204,829	277,302	297,813	337,541
521050 Janitorial Supplies	168,878	193,541	214,142	243,771
521052 Janitorial Floor Care	1,486	255	2,778	2,778
521060 Electrical Supplies	48,945	42,834	47,153	38,900
521070 Departmental Supplies	348,927	295,874	342,373	301,969
521080 Food Supplies	65,906	106,044	214,568	231,251
521090 Uniforms and Clothing	171,118	186,083	270,836	294,709
521100 Medical Supplies	123,233	96,540	118,519	119,267
521110 First Aid Supplies	18,659	20,517	24,781	16,232
521120 Drugs	367,686	333,379	340,170	399,360
521140 Vaccines	23,302	20,384	29,000	31,300
521170 Educational Supplies	76,866	150,293	49,160	77,660
521190 Publications	59,982	51,339	66,335	68,678
521210 Gasoline	684,784	760,477	761,339	765,796
521220 Diesel	352,438	404,537	378,274	374,559
521230 Propane	46,460	14,967	23,950	23,020
521240 Automotive Supplies	10,440	14,425	10,050	10,600
521241 Oil and Lubricants	24,430	29,845	20,000	19,975
521300 Safety Clothing	78,391	114,601	121,150	121,064
521310 Safety Equipment	44,524	61,426	80,899	87,271
Total Supplies	3,467,877	3,743,863	3,992,331	4,177,232
Materials				
522010 Liquid Asphalt	112,617	516,993	1,295,476	1,408,906
522020 Crushed Rock	430,758	535,110	761,700	813,900
522030 Pipe	12,874	33,335	36,825	38,025
522050 Bridge Materials	52,396	31,622	49,280	49,280
522060 Sign Materials	162,439	92,122	155,350	148,100

MARION COUNTY FY 2024-25 BUDGET

LINE ITEM DETAIL

	COUNTYWIDE			
	Requirements			
	FY 21-22 ACTUAL	FY 22-23 ACTUAL	FY 23-24 BUDGET	FY 24-25 PROPOSED
522070 Paint	685,377	1,184,459	1,349,450	1,370,700
522080 Building Materials	9,459	6,581	13,000	13,000
522090 Chemical Sprays	53,251	51,210	75,700	75,700
522100 Parts	311,847	365,201	276,922	274,200
522110 Batteries	26,713	30,790	23,675	25,495
522120 Tires and Accessories	22,220	23,205	104,400	33,900
522140 Small Tools	54,996	65,916	61,205	63,900
522150 Small Office Equipment	335,578	287,805	1,100,006	241,140
522160 Small Departmental Equipment	400,797	462,436	330,138	319,929
522170 Computers Non Capital	284,400	563,705	686,246	835,345
522180 Software	109,548	93,333	172,674	98,779
522190 Asphalt Concrete	578,697	486,921	674,000	650,075
522240 Deicer	11,540	39,274	31,320	38,000
522500 Materials for Resale	66,812	123,574	120,000	125,000
Total Materials	3,722,319	4,993,591	7,317,367	6,623,374
Communications				
523010 Telephone Equipment	11,365	8,072	10,365	9,670
523015 Video Security Equipment	61,234	200,025	17,810	15,150
523020 Phone and Communication Svcs	326,917	282,959	330,522	359,251
523030 Fax	0	254	140	75
523040 Data Connections	432,423	514,960	524,406	724,924
523050 Postage	187,004	148,932	160,845	182,800
523060 Cellular Phones	540,217	468,901	514,869	528,223
523070 Pagers	960	(95)	0	0
523090 Long Distance Charges	19,796	12,542	22,961	19,796
523100 Radios and Accessories	32,342	48,309	76,222	107,289
Total Communications	1,612,257	1,684,860	1,658,140	1,947,178
Utilities				
524010 Electricity	1,274,453	1,412,903	1,518,572	1,652,276
524020 City Operations and St Lights	20,005	23,918	23,797	26,424
524030 Traffic Signal Electricity	25,825	27,983	1,000	35,000
524040 Natural Gas	178,197	245,321	256,434	302,836
524050 Water	117,733	135,665	142,210	140,796
524070 Sewer	217,428	245,894	248,721	279,344
524090 Garbage Disposal and Recycling	324,424	179,080	195,468	237,875
Total Utilities	2,158,064	2,270,765	2,386,202	2,674,551
Contracted Services				
525110 Consulting Services	353,846	361,432	974,479	1,365,781
525150 Audit Services	127,145	144,682	120,170	126,670
525152 Accounting Services	195,584	66,344	14,912	3,000
525153 Fiscal Agent Services	114,936	750	2,500	2,500

MARION COUNTY FY 2024-25 BUDGET

LINE ITEM DETAIL

	COUNTYWIDE			
	Requirements			
	FY 21-22 ACTUAL	FY 22-23 ACTUAL	FY 23-24 BUDGET	FY 24-25 PROPOSED
525154 Third Party Administrators	224,086	251,076	184,707	22,475
525155 Credit Card Fees	267,543	275,855	354,077	379,072
525156 Bank Services	47,050	68,673	55,000	58,000
525157 Investment Services	25,173	87,432	95,000	95,000
525158 Armored Car Services	69,915	84,295	90,700	89,500
525160 Wellness Services	15,988	30,314	37,835	25,000
525175 Temporary Staffing	256,715	277,045	72,000	36,000
525177 Employment Agencies	1,495	0	600	600
525185 Community Education Services	110,690	124,109	157,400	165,700
525210 Medical Services	1,874,132	1,787,791	2,228,335	3,030,147
525211 Psychiatric Services	35,648	44,038	88,834	119,516
525215 Dental Services	75,447	81,670	99,000	104,406
525220 Hospital Services	136,049	102,488	199,303	152,402
525225 Ambulance Services	6,586	7,860	10,000	13,061
525235 Laboratory Services	548,374	234,571	285,650	217,985
525236 Drug Testing	93,339	131,748	130,586	326,867
525240 XRay Services	29,211	59,642	34,476	42,969
525246 Transcription Services	18,689	10,654	22,738	5,500
525255 Veterans Services	301,179	293,713	308,790	299,904
525261 Social Services	1,442,838	1,743,499	1,829,333	1,952,159
525295 Health Providers	1,779,922	1,782,844	2,192,508	1,433,156
525305 Veterinary Services	29,954	37,651	81,850	70,000
525310 Laundry Services	35,514	38,995	40,324	51,692
525320 Food Services	1,131,460	1,196,174	1,527,311	1,544,755
525330 Transportation Services	31,897	77,928	144,777	71,063
525335 Housing Subsidies	157,908	178,656	297,277	902,733
525340 Counseling and Mentoring Svcs	3,580	21,075	27,509	29,524
525345 Youth Stipends	42,846	71,015	71,000	71,000
525350 Janitorial Services	287,909	295,985	275,069	300,979
525355 Engineering Services	314,271	735,373	812,500	1,185,000
525360 Public Works Services	1,380,982	1,442,385	1,475,786	2,314,164
525365 Striping Services	8,434	89,617	75,000	75,000
525370 Stormwater Services	238,633	277,949	277,000	325,536
525400 Public Safety Program Services	119,468	115,857	208,379	165,747
525405 Code Enforcement Services	177,824	184,338	194,564	214,181
525410 Dispatch Services	1,678,684	1,761,076	1,801,770	1,784,947
525415 Cable Access Services	278,377	261,493	265,440	265,440
525420 Regional Area Info Network	14,839	14,631	14,632	14,844
525430 Programming and Data Services	186,887	316,265	369,465	61,306
525440 Client Assistance	435,855	535,886	864,621	1,296,425
525449 Microsoft 365	0	0	0	927,148

MARION COUNTY FY 2024-25 BUDGET

LINE ITEM DETAIL

	COUNTYWIDE			
	Requirements			
	FY 21-22 ACTUAL	FY 22-23 ACTUAL	FY 23-24 BUDGET	FY 24-25 PROPOSED
525450 Subscription Services	1,854,313	1,846,687	2,285,538	2,311,418
525510 Legal Services	286,614	261,447	350,784	500,784
525515 Polygraph Services	7,605	6,120	12,000	8,000
525540 Witnesses	44,702	22,873	35,200	35,200
525541 Witness Mileage Reimbursement	6,715	9,890	7,070	7,070
525550 Court Services	14,981	19,753	22,770	22,000
525555 Security Services	734,511	921,566	784,469	983,722
525560 Victim Emergency Services	6,553	7,000	115,518	114,718
525610 Insurance Adjustors	0	0	500	500
525620 Insurance Brokers	138,589	142,747	148,220	150,818
525630 Insurance Admin Services	126,383	123,593	136,946	141,627
525710 Printing Services	273,930	471,744	396,594	428,588
525715 Advertising	163,395	159,453	208,907	280,210
525735 Mail Services	297,217	327,606	279,063	330,109
525740 Document Disposal Services	57,037	80,398	71,411	83,303
525770 Interpreters and Translators	92,364	106,436	97,636	129,057
525810 Waste to Energy Contract	5,043,611	3,394,053	4,828,905	3,739,637
525830 Transfer Station Contracts	8,321,409	8,807,202	8,553,912	8,777,512
525839 Grinding and Screening Service	231,528	110,043	190,000	120,000
525841 Leachate Disposal	258,724	1,116,259	1,145,540	1,172,160
525850 Litter Patrol Services	3,298	6,542	7,600	7,600
525861 Ash Hauling Services	912,049	724,930	1,019,822	993,513
525862 Tire Hauling Services	72,764	83,973	81,414	90,000
525870 Hazardous Waste Disposal	398,744	429,130	655,350	579,411
525871 Battery Recycling	112,123	62,298	107,300	112,500
525880 Property Cleanup Services	0	0	10,000	10,000
525910 Fair 4H Contract	11,000	15,095	31,000	36,200
525915 Fair FFA Contract	2,300	6,099	6,500	6,200
525920 Fair Open Class	239	1,075	2,200	2,175
525925 Fair Entertainers	11,600	77,871	131,000	136,925
525930 Fair Events and Activities	26,492	22,215	40,400	32,170
525945 Fair Set-up/Take-down	9,811	7,286	6,000	20,700
525950 Distributed to Cities	300,000	270,000	360,000	680,000
525951 Community Based Distributions	290,716	388,651	1,235,000	2,290,000
525952 Distributions to Subrecipients	812,901	4,559,084	10,935,293	5,511,932
525953 Grant Distributions	0	764,150	1,700,000	2,445,173
525991 Match Payments	156,425	181,295	175,000	34,000
525999 Other Contracted Services	12,743,082	13,856,163	28,985,021	24,313,792
Total Contracted Services	48,530,624	55,095,601	83,573,090	78,377,578
Repairs and Maintenance				
526010 Office Equipment Maintenance	93,886	75,274	95,285	104,548

MARION COUNTY FY 2024-25 BUDGET

LINE ITEM DETAIL

	COUNTYWIDE			
	Requirements			
	FY 21-22 ACTUAL	FY 22-23 ACTUAL	FY 23-24 BUDGET	FY 24-25 PROPOSED
526011 Dept Equipment Maintenance	127,818	100,787	323,207	259,301
526012 Vehicle Maintenance	778,369	944,858	985,291	987,814
526013 Ferry Maintenance	8,060	13,360	32,500	32,500
526014 Radio Maintenance	293,307	281,056	203,921	226,724
526020 Computer Hardware Maintenance	146,513	233,652	191,134	301,885
526021 Computer Software Maintenance	2,549,638	2,824,469	2,637,423	1,870,828
526022 Telephone Maintenance	112,883	80,699	82,674	86,393
526030 Building Maintenance	523,565	721,370	768,379	964,136
526031 Elevator Maintenance	21,150	23,277	30,000	30,000
526032 Roof Maintenance	0	507	5,000	5,000
526040 Remodels and Site Improvements	101,343	27,707	21,843	17,416
526050 Grounds Maintenance	219,302	205,319	287,073	287,096
526055 Park Maintenance	22,862	54,391	42,500	41,750
526060 Traffic Signal Maintenance	34,826	92,334	30,000	76,000
526061 Storm Drain Maintenance	0	1,597	3,000	3,000
526062 Sewer Maintenance	0	0	2,500	2,500
Total Repairs and Maintenance	5,033,522	5,680,658	5,741,730	5,296,891
Rentals				
527100 Vehicle Rental	120,325	115,091	125,595	9,225
527110 Fleet Leases	1,729,052	1,729,616	2,167,016	2,396,363
527120 Motor Pool Mileage	46,319	77,671	97,306	109,488
527130 Parking	7,524	15,546	4,030	19,020
527140 County Parking	40,920	41,476	40,985	41,590
527200 Building Rental County	160,113	151,584	138,937	152,003
527210 Building Rental Private	2,404,786	2,649,725	2,558,686	2,537,027
527230 Fairgrounds Rental	4,662	10,071	24,700	27,450
527240 Condo Assn Assessments	292,169	264,532	297,830	474,365
527300 Equipment Rental	357,292	338,276	493,204	439,486
527310 Fair Equipment Rentals	36,300	69,782	95,000	78,546
527400 Land Lease Private	50,000	20,000	0	15,000
527999 GASB 87 Adjustment	(1,917,450)	18,706	0	0
Total Rentals	3,332,011	5,502,077	6,043,289	6,299,563
Insurance				
528110 Liability Insurance Premiums	42,023	44,017	52,534	56,257
528120 WC Insurance Premiums	132,681	141,759	141,657	155,000
528130 Property Insurance Premiums	425,737	532,134	755,626	850,000
528140 Malpractice Insurance Premiums	87,131	99,278	114,406	116,310
528150 Health Insurance Premiums	24,795,996	25,022,199	29,161,825	29,605,505
528160 Dental Insurance Premiums	2,019,055	2,049,407	2,472,521	2,493,201
528170 Life Insurance Premiums	169,113	178,750	214,204	229,841
528180 Disability Insurance Premiums	336,817	352,683	446,084	478,564

MARION COUNTY FY 2024-25 BUDGET

LINE ITEM DETAIL

	COUNTYWIDE			
	Requirements			
	FY 21-22 ACTUAL	FY 22-23 ACTUAL	FY 23-24 BUDGET	FY 24-25 PROPOSED
528190 County HSA Contributions	212,736	216,394	79,864	244,412
528210 Public Official Bonds	5,712	5,700	5,650	5,350
528220 Notary Bonds	1,624	1,874	1,865	1,526
528310 Excess Workers Comp Insurance	121,668	133,037	133,037	146,100
528320 Excess Liability Insurance	306,401	503,942	508,417	715,000
528410 Liability Claims	281,028	558,871	903,500	955,000
528415 First Party Property Claims	74,192	79,647	133,500	142,500
528430 Unemployment Claims	155,243	238,218	183,282	185,670
528510 Workers Comp Claims	622,290	619,196	727,739	831,000
Total Insurance	29,789,448	30,777,105	36,035,711	37,211,236
Miscellaneous				
529110 Mileage Reimbursement	70,056	122,426	136,047	165,280
529120 Commercial Travel	27,501	40,988	79,128	91,739
529130 Meals	36,600	58,833	94,455	120,287
529140 Lodging	90,942	172,786	214,797	271,066
529210 Meetings	26,777	45,270	85,883	96,368
529220 Conferences	56,017	116,882	188,677	278,947
529230 Training	397,754	544,598	725,451	622,786
529250 Tuition Reimbursement	2,000	7,732	79,000	51,000
529300 Dues and Memberships	400,354	449,455	513,595	764,411
529430 Safety Incentives EAIP	2,062	2,814	15,000	15,000
529440 Safety Grants	66	2,150	6,500	6,500
529450 Wellness Grants	592	6,428	6,500	6,500
529540 Predatory Animals	70,559	45,617	81,146	81,146
529550 Water Master	0	0	8,700	8,700
529590 Special Programs Other	73,341	10,832	225,700	224,500
529610 Homicide Investigations	665	1,854	1,500	1,500
529620 Narcotics Investigations	0	0	1,539	1,539
529640 Victim Restitution	13,566	12,111	10,000	10,000
529650 Pre Employment Costs	88,563	116,597	96,425	122,116
529690 Other Investigations	63,988	49,089	34,785	39,321
529740 Fairs and Shows	38,901	64,662	100,655	113,875
529820 Vehicle Registration	2,553	5,660	5,660	710
529830 Dog Licenses	224	1,633	1,160	910
529840 Professional Licenses	4,527	17,117	20,756	25,783
529850 Device Licenses	6,748	5,021	10,067	9,069
529860 Permits	23,643	62,315	41,674	43,496
529870 DEQ Tonnage Assessment	358,458	312,463	380,200	330,200
529880 Recording Charges	30,394	24,520	29,630	30,680
529910 Awards and Recognition	27,831	76,003	95,833	101,295
529920 Auctions	459	0	2,000	2,000

MARION COUNTY FY 2024-25 BUDGET

LINE ITEM DETAIL

	COUNTYWIDE			
	Requirements			
	FY 21-22 ACTUAL	FY 22-23 ACTUAL	FY 23-24 BUDGET	FY 24-25 PROPOSED
529990 Taxes and Penalties	2,195	32,120	20,000	20,000
529996 Amortization Lease Expense	18,590	(18,590)	0	0
529998 Retroactive PERS Adjustments	3,550	(5,279)	30,000	30,150
529999 Miscellaneous Expense	189,917	399,681	379,598	332,438
Total Miscellaneous	2,129,394	2,783,787	3,722,061	4,019,312
Total Materials and Services	99,775,516	112,532,306	150,469,921	146,626,915
Administrative Charges				
611100 County Admin Allocation	2,057,999	2,414,657	3,144,912	3,293,244
611200 BS Admin Allocation	0	0	0	958,545
611210 Facilities Mgt Allocation	3,111,294	3,446,180	3,980,965	3,445,833
611220 Custodial Allocation	1,605,205	1,575,842	2,060,398	1,842,375
611230 Courier Allocation	70,218	122,764	129,025	114,340
611240 Grounds Maintenance Allocation	0	0	0	423,005
611250 Risk Management Allocation	530,890	533,459	641,453	564,060
611260 Human Resources Allocation	2,564,813	2,724,349	3,322,853	3,723,501
611300 Legal Services Allocation	1,669,636	1,649,464	2,159,749	2,231,004
611400 Information Tech Allocation	4,982,630	5,326,272	5,881,584	5,468,825
611410 FIMS Allocation	2,167,056	2,838,731	2,508,593	2,887,579
611420 Telecommunications Allocation	601,017	647,261	417,062	346,176
611430 Technology Solution Allocation	2,629,680	2,542,210	2,972,803	3,064,390
611600 Finance Allocation	3,140,705	3,592,695	4,239,561	4,160,625
611800 MCBEE Allocation	7,002	5,555	1,898,227	2,293,071
612100 IT Equipment Use Charges	889,999	884,953	416,432	1,105,822
614100 Liability Insurance Allocation	1,172,401	1,709,099	1,819,955	2,552,401
614200 WC Insurance Allocation	874,699	984,599	1,107,663	1,115,801
619900 Distributed Admin Charges	0	0	0	0
640010 PW Internal Labor Charges	0	0	0	0
640110 PW Capital Labor Charges	935	0	0	0
640120 PW Capital Equipment Charges	680	0	0	0
650110 Billing Services Chargebacks	0	0	0	0
650120 Data Services Chargebacks	0	0	0	0
650130 Management Support Chargebacks	0	0	0	0
650140 Management Group Chargebacks	0	0	0	0
650150 Financial Services Chargebacks	0	0	0	0
650160 Clerical Supervision Chgbacks	0	0	0	0
650170 Contract Admin Chgbacks	0	0	0	0
Total Administrative Charges	28,076,859	30,998,090	36,701,235	39,590,597
Capital Outlay				
531100 Office Equipment Capital	11,684	0	0	0
531300 Departmental Equipment Capital	1,106,508	3,117,123	6,678,235	7,618,792
531301 Dept Equip Cap FM Work Orders	0	547	0	0

MARION COUNTY FY 2024-25 BUDGET

LINE ITEM DETAIL

	COUNTYWIDE			
	Requirements			
	FY 21-22	FY 22-23	FY 23-24	FY 24-25
	ACTUAL	ACTUAL	BUDGET	PROPOSED
531350 Canines	0	25,860	0	0
531600 Computer Hardware Capital	1,229,933	1,598,016	483,546	1,700,251
531700 Computer Software Capital	1,053,202	487,588	4,647,278	4,186,697
531800 Communicaton Systems	88,951	31,007	5,673,024	20,924,500
532100 Automobiles	475,590	2,038,739	2,682,833	2,610,889
532400 Off Road Vehicles	326,698	117,185	23,675	0
532500 Road Maintenance Vehicles	455,931	1,123,844	2,330,843	2,804,242
532600 Ferries	1,282,279	441,106	635,250	500,500
533110 Road Resurfacing	2,931,392	6,668,258	4,980,000	4,730,000
533170 Road Construction	1,800,731	7,207,004	11,352,750	4,201,750
533180 Safety Improvements	1,795,944	1,036,881	4,269,834	3,343,000
533200 Traffic Signals	1,070,161	1,278,657	443,500	283,250
533500 Bridge Construction	4,317,436	2,390,162	11,228,655	12,536,484
534100 Building Construction	3,834,133	16,033,270	19,890,179	16,950,757
534101 Building Design	11,621	13,513	3,081,479	3,447,125
534103 Construction Management	0	0	0	26,000
534104 Building FM Work Orders	1,085	5,554	116,500	161,370
534150 Building Acquisitions	774,561	2,401,911	41,000	0
534300 Special Construction	89,811	270,056	0	0
534500 Sewer Systems	0	597,238	9,461,667	24,975,000
534600 Site Improvements	204,070	522,181	4,010,124	4,776,846
535110 Right of Way	306,861	30,434	0	0
535200 Purchased Land	1,709,524	363,274	11,882,088	10,000,000
538100 Lease expense	1,232,974	0	0	0
539100 Uncapitalized FM Project Costs	0	3,782	35,045	5,000
539200 Uncapitalized IT Project Costs	56,044	43,685	31,500	34,500
539300 Uncapitalized Comms Proj Costs	208,391	535,075	0	0
539400 Uncapitalized PW Project Costs	0	370,205	217,000	113,250
Total Capital Outlay	26,375,514	48,752,154	104,196,005	125,930,203
Debt Service Principal				
541100 Principal Payments	6,503,455	8,101,289	7,831,179	8,701,107
541200 Lease Financing Principal	1,725,962	0	0	0
Total Debt Service Principal	8,229,417	8,101,289	7,831,179	8,701,107
Debt Service Interest				
542100 Interest Payments	2,545,312	2,740,634	2,653,714	2,393,965
542200 Lease Interest	188,139	(15,357)	0	0
542900 Issuance Costs	39,974	0	0	0
Total Debt Service Interest	2,773,425	2,725,277	2,653,714	2,393,965
Special Payments				
551200 Distributions to Schools	2,249,447	685,640	979,708	757,902
551300 Distributions to Tax Districts	1,661,680	0	749,006	316,059

MARION COUNTY FY 2024-25 BUDGET

LINE ITEM DETAIL

	COUNTYWIDE			
	Requirements			
	FY 21-22 ACTUAL	FY 22-23 ACTUAL	FY 23-24 BUDGET	FY 24-25 PROPOSED
551400 Community Support	2,161,400	0	0	0
Total Special Payments	6,072,527	685,640	1,728,714	1,073,961
Transfers Out				
561100 Transfer to General Fund	5,029,244	4,932,546	4,919,805	4,715,708
561115 Transfer to Non Dept Grants	48,909	1,903,125	71,164	71,164
561120 Transfer to Clerk Records	0	0	0	58,783
561125 Transfer to Juvenile Grants	213,898	195,661	334,993	218,908
561130 Transfer to Public Works	377,990	357,098	508,378	513,881
561160 Xfer to Community Svcs Grants	3,000	3,000	3,000	3,000
561180 Transfer to Comm Corrections	213,898	269,606	223,005	218,907
561190 Transfer to Health	3,347,854	3,195,189	3,569,733	3,667,008
561220 Transfer to Child Support	345,728	501,950	535,967	579,957
561230 Transfer to Dog Services	1,130,735	1,175,724	1,436,782	1,610,613
561250 Transfer to Sheriff Grants	224,351	266,253	325,452	261,488
561270 Transfer to County Fair	70,000	70,000	70,000	0
561300 Transfer to DA Grants	65,627	99,533	135,508	168,659
561305 Transfer to Land Use Planning	626,873	673,354	761,996	789,633
561310 Transfer to Parks	448,715	265,062	433,940	411,542
561320 Transfer to Surveyor	140,342	140,342	140,342	140,342
561330 Transfer to Building Insp	660,644	0	0	0
561410 Transfer to Debt Service	3,868,528	5,389,388	4,795,292	5,155,861
561455 Xfer to Facility Renovation	874,561	7,386,993	1,371,950	2,820,657
561480 Xfer to Capital Impr Projects	6,741,177	4,565,915	3,391,334	1,237,894
561510 Transfer to Environmental Svcs	0	0	75,000	0
561580 Transfer to Central Services	598,314	1,112,380	1,489,412	1,464,100
561595 Transfer to Fleet Management	59,550	316,875	750,121	573,262
Total Transfers Out	25,089,939	32,819,994	25,343,174	24,681,367
Contingency				
571010 Contingency	0	0	38,860,466	37,603,791
Total Contingency	0	0	38,860,466	37,603,791
Reserve for Future Expenditure				
572010 Reserve for Future Expenditure	0	0	52,657,404	49,033,538
Total Reserve for Future Expenditure	0	0	52,657,404	49,033,538
Ending Fund Balance				
573010 Unapprop Ending Fund Balance	0	0	80,111,252	72,448,932
573050 Self Insurance Reserves	0	0	4,606,328	3,986,228
Total Ending Fund Balance	0	0	84,717,580	76,435,160
GRAND TOTAL	365,104,108	413,631,531	719,889,228	732,810,729

MARION COUNTY FY 2024-25 BUDGET

LINE ITEM DETAIL

GENERAL FUND				
Resources				
	FY 21-22	FY 22-23	FY 23-24	FY 24-25
	ACTUAL	ACTUAL	BUDGET	PROPOSED
Taxes				
311100 Property Taxes Current Year	80,111,121	85,403,478	89,711,414	91,871,062
311200 Property Taxes Prior Years	1,953,594	1,643,440	1,760,385	1,736,257
311300 Prop Tx Interest and Penalties	206,202	104,891	102,032	193,976
312200 Franchise Fees Cable TV	481,114	464,658	432,344	422,152
312201 Franchise Fees Cable PEG	114,108	111,871	84,032	105,435
312300 Severance Taxes	6,824	5,402	5,402	8,798
Total Taxes	82,872,963	87,733,740	92,095,609	94,337,680
Licenses and Permits				
321000 Marriage Licenses	54,950	52,594	55,000	60,772
Total Licenses and Permits	54,950	52,594	55,000	60,772
Intergovernmental Federal				
331001 Payment in Lieu of Taxes	94,891	101,673	85,000	85,000
331010 Secure Rural Schools Title I	368,298	344,004	349,883	337,124
331013 State Criminal Alien Asst Pgm	0	401,624	0	74,354
331040 FEMA Disaster Assistance	0	18,085	981,162	981,162
331222 Oregon Housing Community Svcs	4,735	5,025	4,500	4,500
331223 Oregon Dept of Justice	6,995	2,700	3,500	4,200
331401 Coronavirus Relief Fund	440	0	0	0
331404 County American Rescue Plan	1,222,032	1,081	0	0
331990 Other Federal Revenues	7,600	16,700	9,600	9,600
Total Intergovernmental Federal	1,704,992	890,892	1,433,645	1,495,940
Intergovernmental State				
332010 Chapter 530 Forest Rehab	1,190,205	161,925	335,953	250,000
332011 OLCC General	2,290,059	2,424,476	2,572,581	2,431,211
332014 Cigarette Tax	200,597	181,425	199,510	167,773
332015 Electric Coop Tax	180,388	198,564	198,564	210,912
332016 Amusement Devise Tax	83,790	71,697	55,773	43,845
332017 Private Rail Car Tax	3,042	3,875	3,875	3,535
332019 County Assmt Funding CAFFA	1,072,560	856,933	862,216	1,161,763
332092 Oregon Dept of Revenue	3,448,572	0	0	0
332990 Other State Revenues	66,905	33,914	66,000	66,000
Total Intergovernmental State	8,536,118	3,932,809	4,294,472	4,335,039
Charges for Services				
341042 Marion Cty Justice Court Fees	603,439	806,493	833,505	843,519
341070 Filing Fees	43,437	34,846	34,293	34,293
341080 Recording Fees	1,995,716	1,071,609	1,000,000	1,093,503
341090 Passport Application Fees	0	0	0	60,000
341100 Assessment and Taxation Fees	31,921	20,270	20,697	17,923
341150 Sheriff Service Fees	129,686	166,691	175,000	165,000
341160 Gun Permit Fees	0	(100)	0	0

MARION COUNTY FY 2024-25 BUDGET

LINE ITEM DETAIL

GENERAL FUND				
Resources				
	FY 21-22	FY 22-23	FY 23-24	FY 24-25
	ACTUAL	ACTUAL	BUDGET	PROPOSED
341170 Witness Fees	346	1,123	1,486	196
341180 Crime Report Fees	21,837	24,777	22,500	24,500
341280 Detention Fees	6,444	4,148	0	6,431
341400 Tax Collector Fees	54,069	66,131	49,344	27,040
341420 Assessor Fees	39,863	16,847	16,422	2,558
341430 Copy Machine Fees	30	8	11	10
341630 Service Charges	1,380	1,455	1,359	500
341635 Returned Check Fees	425	285	266	295
341680 Discovery Fees	564,310	365,143	383,000	200,000
341720 Appeal Fees	950	950	442	0
341840 Work Crew Fees	379,966	473,652	443,000	527,680
341940 Declaration Domestic Partners	50	150	231	913
341952 Styrofoam Recycling	25,072	3,390	25,000	9,424
341955 Wood and Compost Sales	34,350	42,182	43,121	50,369
341999 Other Fees	40,799	38,594	29,579	27,394
342200 Property Leases	0	0	3,000	3,000
342310 Parking Permits	255,599	253,784	250,533	249,594
342311 Vehicle Charging Fees	230	623	439	0
342910 Public Records Request Charges	1,365	1,448	1,469	346
344100 Election Reimbursements	50,141	407,922	10,000	300,000
344250 Telephone Use Reimbursement	1,783	0	0	0
344300 Restitution	1,427	5,030	2,479	2,611
344701 Felony DUUI Reimbursemt SB395	298,874	209,596	151,531	231,417
344999 Other Reimbursements	15,403	19,301	13,566	14,206
347201 SO Enforcement Services	0	1	0	0
347202 Code Enforcement Services	177,824	184,338	194,565	214,182
347501 Comm Svcs to Other Agencies	41,125	42,904	41,125	42,904
Total Charges for Services	4,817,862	4,263,591	3,747,963	4,149,808
Fines and Forfeitures				
351200 Traffic Fines	239,574	217,536	221,540	182,127
Total Fines and Forfeitures	239,574	217,536	221,540	182,127
Interest				
361000 Investment Earnings	468,573	1,765,839	1,200,000	3,386,500
365000 Investment Fee	732,469	880,216	700,000	750,000
Total Interest	1,201,042	2,646,054	1,900,000	4,136,500
Other Revenues				
371000 Miscellaneous Income	30,629	50,701	48,826	49,888
372000 Over and Short	(3,300)	(362)	500	500
Total Other Revenues	27,329	50,339	49,326	50,388
General Fund Transfers				
381100 Transfer from General Fund	0	0	0	0

MARION COUNTY FY 2024-25 BUDGET

LINE ITEM DETAIL

GENERAL FUND				
Resources				
	FY 21-22	FY 22-23	FY 23-24	FY 24-25
	ACTUAL	ACTUAL	BUDGET	PROPOSED
Total General Fund Transfers	0	0	0	0
Other Fund Transfers				
381180 Transfer from Comm Corrections	4,540,346	4,540,346	4,496,800	4,496,800
381185 Transfer from Criminal Justice	213,898	192,200	223,005	218,908
381255 Xfr from Traffic Safety Team	275,000	200,000	200,000	0
Total Other Fund Transfers	5,029,244	4,932,546	4,919,805	4,715,708
Settlements				
382100 Settlements	0	4,128	0	0
Total Settlements	0	4,128	0	0
Financing Proceeds				
383500 OFS: Lease Financing	64,479	0	0	0
Total Financing Proceeds	64,479	0	0	0
Net Working Capital				
392000 Net Working Capital Unrestr	24,357,887	28,344,275	26,634,170	26,623,503
Total Net Working Capital	24,357,887	28,344,275	26,634,170	26,623,503
GRAND TOTAL	128,906,439	133,068,505	135,351,530	140,087,465

MARION COUNTY FY 2024-25 BUDGET

LINE ITEM DETAIL

GENERAL FUND				
Requirements				
	FY 21-22	FY 22-23	FY 23-24	FY 24-25
	ACTUAL	ACTUAL	BUDGET	PROPOSED
Personnel Services				
Salaries and Wages				
511110 Regular Wages	27,613,803	30,013,657	42,236,358	43,310,057
511115 Pandemic Recognition Pay	666,090	0	0	0
511120 Temporary Wages	928,100	931,041	977,385	965,667
511130 Vacation Pay	2,045,401	2,094,263	0	0
511140 Sick Pay	1,212,150	1,281,001	0	0
511141 Emergency Sick Pay	317,153	0	0	0
511150 Holiday Pay	1,951,376	2,088,913	0	0
511160 Comp Time Pay	326,374	435,588	92,475	87,107
511180 Differential Pay	25,128	46,241	32,288	30,603
511210 Compensation Credits	758,202	709,050	709,898	655,805
511220 Pager Pay	61,868	75,623	68,173	81,544
511240 Leave Payoff	310,828	221,704	20,156	0
511250 Training Pay	0	0	33,427	20,056
511260 Election Workers	21,488	77,816	60,000	60,000
511270 Leadworker Pay	632	328	150	150
511280 Cell Phone Pay	7,119	6,012	5,919	5,529
511290 Health Insurance Waiver Pay	53,549	65,495	65,472	70,272
511410 Straight Pay	70,821	91,499	67,225	67,225
511420 Premium Pay	1,512,514	2,039,011	1,257,069	1,262,315
511430 Court Time	60,345	59,257	71,968	71,968
511450 Premium Pay Temps	6,429	9,726	4,000	0
511470 Extra Duty Contract Pay	(3,437)	1,460	0	0
511520 Retention Bonus	0	2,580	0	0
511930 Clothing Allowance	9,750	8,502	9,202	9,202
Total Salaries and Wages	37,955,684	40,258,768	45,711,165	46,697,500
Fringe Benefits				
512010 Fringe Benefits Budget Only	0	0	618,092	621,776
512110 PERS	9,068,986	9,424,247	10,961,787	11,214,968
512120 401K	317,781	323,679	360,718	291,590
512130 PERS Debt Service	1,384,156	1,925,021	2,016,264	2,511,971
512200 FICA	2,748,802	2,990,440	3,347,451	3,425,992
512300 Paid Leave Oregon	0	88,665	176,486	177,109
512310 Medical Insurance	7,887,197	7,891,550	9,366,828	9,954,882
512320 Dental Insurance	660,971	662,983	791,126	837,616
512330 Group Term Life Insurance	58,882	61,700	71,845	77,309
512340 Long Term Disability Insurance	115,812	120,135	149,630	160,985
512400 Unemployment Insurance	114,175	117,731	64,515	65,152
512520 Workers Comp Insurance	9,476	9,863	16,382	16,147
512600 Wellness Program	17,906	17,943	20,736	20,783

MARION COUNTY FY 2024-25 BUDGET

LINE ITEM DETAIL

GENERAL FUND				
Requirements				
	FY 21-22	FY 22-23	FY 23-24	FY 24-25
	ACTUAL	ACTUAL	BUDGET	PROPOSED
512610 Employee Assistance Program	16,707	16,855	19,188	19,232
512700 County HSA Contributions	53,197	51,073	37,058	65,122
512710 Temp Insurance Contributions	0	30,719	131,106	130,212
Total Fringe Benefits	22,454,047	23,732,603	28,149,212	29,590,846
Total Personnel Services	60,409,732	63,991,371	73,860,377	76,288,346
Materials and Services				
Supplies				
521010 Office Supplies	83,610	107,806	115,504	115,654
521030 Field Supplies	111,290	99,960	118,406	143,957
521040 Institutional Supplies	178,111	241,805	248,496	273,948
521050 Janitorial Supplies	44,359	55,621	45,747	58,497
521070 Departmental Supplies	93,247	89,838	107,848	116,075
521080 Food Supplies	34,618	55,866	168,088	169,331
521090 Uniforms and Clothing	102,255	134,803	195,483	211,135
521100 Medical Supplies	43,726	56,435	58,100	46,696
521110 First Aid Supplies	1,434	1,653	9,211	3,007
521120 Drugs	220,483	212,925	181,168	264,321
521170 Educational Supplies	3,475	6,235	8,950	10,900
521190 Publications	6,857	11,375	8,052	7,218
521210 Gasoline	299,912	328,187	343,810	313,405
521220 Diesel	11,172	12,123	9,083	10,014
521230 Propane	198	166	200	200
521240 Automotive Supplies	1,997	501	1,500	1,500
521241 Oil and Lubricants	148	0	0	0
521300 Safety Clothing	11,795	34,636	35,257	31,081
521310 Safety Equipment	1,469	3,365	1,111	611
Total Supplies	1,250,158	1,453,299	1,656,014	1,777,550
Materials				
522020 Crushed Rock	0	138	1,500	1,500
522060 Sign Materials	510	1,008	750	2,300
522080 Building Materials	457	1,823	2,000	2,000
522100 Parts	26,342	13,794	15,000	15,000
522120 Tires and Accessories	300	0	1,000	1,000
522140 Small Tools	2,654	3,892	4,500	4,500
522150 Small Office Equipment	74,577	76,120	58,380	46,361
522160 Small Departmental Equipment	80,493	82,810	84,147	81,097
522170 Computers Non Capital	38,346	65,564	72,623	220,467
522180 Software	8,161	27,417	72,465	16,388
Total Materials	231,838	272,566	312,365	390,613
Communications				
523010 Telephone Equipment	793	2,755	2,935	2,870

MARION COUNTY FY 2024-25 BUDGET

LINE ITEM DETAIL

GENERAL FUND				
Requirements				
	FY 21-22	FY 22-23	FY 23-24	FY 24-25
	ACTUAL	ACTUAL	BUDGET	PROPOSED
523015 Video Security Equipment	3,724	8,996	1,660	0
523020 Phone and Communication Svcs	39,978	39,936	39,615	38,270
523030 Fax	0	84	0	0
523040 Data Connections	98,396	106,272	108,378	107,548
523050 Postage	154,274	117,381	121,230	136,718
523060 Cellular Phones	109,377	113,914	121,038	128,447
523090 Long Distance Charges	6,004	5,731	5,972	2,965
523100 Radios and Accessories	19,922	45,557	39,064	29,289
Total Communications	432,468	440,626	439,892	446,107
Utilities				
524010 Electricity	708,118	776,435	827,131	908,146
524020 City Operations and St Lights	4,509	4,498	4,336	4,987
524040 Natural Gas	106,370	150,294	177,528	173,712
524050 Water	101,329	116,910	119,056	115,245
524070 Sewer	195,387	218,119	216,716	236,015
524090 Garbage Disposal and Recycling	54,833	53,809	61,271	69,928
Total Utilities	1,170,546	1,320,065	1,406,038	1,508,033
Contracted Services				
525110 Consulting Services	96,071	26,690	130,679	40,550
525155 Credit Card Fees	1,553	2,009	2,400	2,000
525156 Bank Services	47,050	60,726	50,000	50,000
525157 Investment Services	25,173	0	0	0
525158 Armored Car Services	41,872	0	0	0
525210 Medical Services	417,632	455,427	475,913	508,339
525211 Psychiatric Services	24,664	29,538	31,496	28,716
525215 Dental Services	75,447	81,670	99,000	104,406
525220 Hospital Services	136,049	102,488	199,303	151,402
525225 Ambulance Services	5,956	5,644	5,000	10,561
525235 Laboratory Services	28,771	30,596	30,278	33,393
525240 XRay Services	29,053	59,642	34,476	42,969
525246 Transcription Services	2,342	2,650	2,638	500
525295 Health Providers	0	11,133	0	0
525310 Laundry Services	24,524	22,653	21,442	23,340
525320 Food Services	1,113,013	1,177,712	1,526,311	1,541,455
525330 Transportation Services	1,001	214	2,700	3,723
525340 Counseling and Mentoring Svcs	3,580	5,075	3,500	3,500
525345 Youth Stipends	42,846	71,015	71,000	71,000
525350 Janitorial Services	7,431	8,771	9,251	9,707
525360 Public Works Services	62,128	37,831	67,950	66,000
525400 Public Safety Program Services	7,803	15,184	9,490	9,240
525410 Dispatch Services	1,060,093	1,117,106	1,186,048	1,185,966

MARION COUNTY FY 2024-25 BUDGET

LINE ITEM DETAIL

GENERAL FUND				
Requirements				
	FY 21-22	FY 22-23	FY 23-24	FY 24-25
	ACTUAL	ACTUAL	BUDGET	PROPOSED
525415 Cable Access Services	278,377	261,493	265,440	265,440
525420 Regional Area Info Network	11,387	11,120	11,120	11,281
525430 Programming and Data Services	186,887	315,661	300,000	15,000
525440 Client Assistance	2,155	14,968	118,215	97,465
525449 Microsoft 365	0	0	0	312,510
525450 Subscription Services	217,665	227,139	417,583	251,580
525510 Legal Services	131,168	166,518	208,200	358,200
525515 Polygraph Services	1,685	2,760	2,000	2,000
525540 Witnesses	44,319	22,155	35,150	35,150
525541 Witness Mileage Reimbursement	6,715	9,890	7,020	7,020
525550 Court Services	1,444	1,265	3,570	2,800
525555 Security Services	19,956	61,736	57,255	57,567
525630 Insurance Admin Services	7,656	1,416	10,000	10,000
525710 Printing Services	215,678	384,516	310,860	336,655
525715 Advertising	4,313	8,104	12,932	16,125
525735 Mail Services	190,387	232,690	186,555	242,924
525740 Document Disposal Services	16,323	26,522	22,006	24,606
525770 Interpreters and Translators	30,039	28,828	31,761	29,374
525870 Hazardous Waste Disposal	4,790	5,731	5,750	6,311
525999 Other Contracted Services	752,990	647,551	4,455,632	7,947,719
Total Contracted Services	5,377,983	5,753,838	10,419,924	13,916,494
Repairs and Maintenance				
526010 Office Equipment Maintenance	73,041	56,216	72,003	73,973
526011 Dept Equipment Maintenance	48,497	28,709	28,418	27,431
526012 Vehicle Maintenance	44,782	55,821	59,803	47,894
526014 Radio Maintenance	157,025	134,093	110,121	141,324
526020 Computer Hardware Maintenance	6,438	4,851	1,907	0
526021 Computer Software Maintenance	537,643	505,331	643,565	735,374
526022 Telephone Maintenance	235	251	1,200	1,200
526030 Building Maintenance	99,719	157,255	104,113	115,896
526040 Remodels and Site Improvements	16,558	6,146	9,500	7,393
526050 Grounds Maintenance	15,159	0	0	0
Total Repairs and Maintenance	999,095	948,672	1,030,630	1,150,485
Rentals				
527100 Vehicle Rental	3,921	3,262	9,800	7,325
527110 Fleet Leases	802,819	803,406	1,109,011	1,121,079
527120 Motor Pool Mileage	3,764	9,854	7,215	12,865
527130 Parking	7,309	14,745	2,670	15,840
527140 County Parking	33,660	33,680	33,670	33,530
527210 Building Rental Private	360,048	339,857	358,714	363,461
527240 Condo Assn Assessments	157,555	139,212	156,736	249,640

MARION COUNTY FY 2024-25 BUDGET

LINE ITEM DETAIL

GENERAL FUND				
Requirements				
	FY 21-22	FY 22-23	FY 23-24	FY 24-25
	ACTUAL	ACTUAL	BUDGET	PROPOSED
527300 Equipment Rental	71,431	82,442	91,129	94,452
527999 GASB 87 Adjustment	(329,133)	0	0	0
Total Rentals	1,111,374	1,426,458	1,768,945	1,898,192
Insurance				
528110 Liability Insurance Premiums	900	0	3,000	0
528140 Malpractice Insurance Premiums	40,283	48,061	44,406	58,755
528210 Public Official Bonds	4,562	1,850	1,850	1,850
528220 Notary Bonds	1,344	1,234	1,465	1,286
528415 First Party Property Claims	8,110	6,979	0	0
Total Insurance	55,199	58,123	50,721	61,891
Miscellaneous				
529110 Mileage Reimbursement	18,208	21,258	30,383	25,700
529120 Commercial Travel	16,394	13,614	15,369	18,554
529130 Meals	15,992	27,346	32,900	37,426
529140 Lodging	50,995	78,575	70,380	81,670
529210 Meetings	7,905	9,049	11,400	13,150
529220 Conferences	23,869	25,442	29,250	64,100
529230 Training	121,586	164,617	155,786	162,688
529250 Tuition Reimbursement	1,000	1,240	1,000	1,000
529300 Dues and Memberships	238,472	221,360	247,580	460,043
529540 Predatory Animals	70,559	45,617	81,146	81,146
529550 Water Master	0	0	8,700	8,700
529610 Homicide Investigations	665	1,854	1,500	1,500
529640 Victim Restitution	13,566	12,111	10,000	10,000
529650 Pre Employment Costs	39,419	59,100	52,997	67,180
529690 Other Investigations	17,890	1,494	2,600	3,086
529740 Fairs and Shows	1,925	4,428	5,350	8,500
529830 Dog Licenses	0	0	160	160
529840 Professional Licenses	200	1,553	2,151	1,368
529850 Device Licenses	695	180	1,478	1,415
529860 Permits	1,376	1,395	420	220
529880 Recording Charges	23,776	22,256	25,000	25,000
529910 Awards and Recognition	8,604	25,009	17,293	40,114
529998 Retroactive PERS Adjustments	3,550	(5,279)	30,000	30,000
529999 Miscellaneous Expense	10,173	225,041	2,500	3,100
Total Miscellaneous	686,820	957,260	835,343	1,145,820
Total Materials and Services	11,315,481	12,630,907	17,919,872	22,295,185
Administrative Charges				
611100 County Admin Allocation	623,909	735,431	930,740	991,838
611200 BS Admin Allocation	0	0	0	273,481
611210 Facilities Mgt Allocation	2,138,944	2,348,068	2,572,291	2,234,636

MARION COUNTY FY 2024-25 BUDGET

LINE ITEM DETAIL

GENERAL FUND				
Requirements				
	FY 21-22	FY 22-23	FY 23-24	FY 24-25
	ACTUAL	ACTUAL	BUDGET	PROPOSED
611220 Custodial Allocation	889,741	907,540	1,095,615	1,009,064
611230 Courier Allocation	22,798	39,235	41,673	37,169
611240 Grounds Maintenance Allocation	0	0	0	232,015
611250 Risk Management Allocation	262,610	268,939	320,586	278,516
611260 Human Resources Allocation	817,968	850,298	1,055,023	1,190,025
611300 Legal Services Allocation	473,928	530,918	580,715	636,013
611400 Information Tech Allocation	1,684,129	1,714,070	1,867,418	1,811,136
611410 FIMS Allocation	642,868	850,482	725,391	836,768
611420 Telecommunications Allocation	207,486	237,456	149,592	128,792
611430 Technology Solution Allocation	969,447	1,008,306	1,150,441	1,052,388
611600 Finance Allocation	805,172	966,178	1,105,336	1,176,019
611800 MCBEE Allocation	1,995	1,412	658,601	817,615
612100 IT Equipment Use Charges	306,872	297,079	140,664	390,577
614100 Liability Insurance Allocation	599,201	926,599	882,171	1,332,968
614200 WC Insurance Allocation	398,300	418,000	561,102	438,763
Total Administrative Charges	10,845,367	12,100,012	13,837,359	14,867,783
Capital Outlay				
531100 Office Equipment Capital	11,684	0	0	0
531300 Departmental Equipment Capital	22,290	33,573	6,625	0
538100 Lease expense	64,479	0	0	0
Total Capital Outlay	98,453	33,573	6,625	0
Debt Service Principal				
541200 Lease Financing Principal	312,531	0	0	0
Total Debt Service Principal	312,531	0	0	0
Debt Service Interest				
542200 Lease Interest	18,054	(1,452)	0	0
Total Debt Service Interest	18,054	(1,452)	0	0
Special Payments				
551300 Distributions to Tax Districts	1,141,680	0	0	0
551400 Community Support	0	0	0	0
Total Special Payments	1,141,680	0	0	0
Transfers Out				
561115 Transfer to Non Dept Grants	48,909	1,903,125	71,164	71,164
561120 Transfer to Clerk Records	0	0	0	58,783
561130 Transfer to Public Works	151,734	252,339	508,378	513,881
561160 Xfer to Community Svcs Grants	2,000	2,000	2,000	2,000
561190 Transfer to Health	3,347,854	3,195,189	3,569,733	3,667,008
561220 Transfer to Child Support	345,728	501,950	535,967	579,957
561230 Transfer to Dog Services	1,130,735	1,175,724	1,436,782	1,610,613
561270 Transfer to County Fair	70,000	70,000	70,000	0
561300 Transfer to DA Grants	65,627	99,533	135,508	168,659

MARION COUNTY FY 2024-25 BUDGET

LINE ITEM DETAIL

GENERAL FUND				
Requirements				
	FY 21-22	FY 22-23	FY 23-24	FY 24-25
	ACTUAL	ACTUAL	BUDGET	PROPOSED
561305 Transfer to Land Use Planning	288,027	349,354	437,996	465,633
561310 Transfer to Parks	246,403	265,062	433,940	411,542
561320 Transfer to Surveyor	140,342	140,342	140,342	140,342
561410 Transfer to Debt Service	3,371,188	4,113,186	3,465,933	3,526,281
561455 Xfer to Facility Renovation	100,000	500,000	0	0
561480 Xfer to Capital Impr Projects	6,584,777	4,076,689	2,460,664	0
561580 Transfer to Central Services	518,814	1,027,930	1,291,546	1,281,516
561595 Transfer to Fleet Management	8,729	7,500	234,876	220,176
Total Transfers Out	16,420,867	17,679,923	14,794,829	12,717,555
Contingency				
571010 Contingency	0	0	2,623,032	2,826,031
Total Contingency	0	0	2,623,032	2,826,031
Ending Fund Balance				
573010 Unapprop Ending Fund Balance	0	0	12,309,436	11,092,565
Total Ending Fund Balance	0	0	12,309,436	11,092,565
GRAND TOTAL	100,562,164	106,434,335	135,351,530	140,087,465

MARION COUNTY FY 2024-25 BUDGET

LINE ITEM DETAIL

CENTRAL SERVICES

Resources

	FY 21-22 ACTUAL	FY 22-23 ACTUAL	FY 23-24 BUDGET	FY 24-25 PROPOSED
Intergovernmental Federal				
331040 FEMA Disaster Assistance	3,335	4,471	0	0
331401 Coronavirus Relief Fund	266	0	0	0
331403 Emergency Rental Assistance	26,080	8,526	0	0
331404 County American Rescue Plan	477,888	116,386	460,000	799,518
Total Intergovernmental Federal	507,569	129,382	460,000	799,518
Intergovernmental State				
332094 Oregon Housing Community Svcs	0	15,285	0	0
Total Intergovernmental State	0	15,285	0	0
Charges for Services				
341430 Copy Machine Fees	2	0	0	0
341520 System Development Charges	6,254	0	0	0
341620 User Fees	206,655	274,800	190,237	273,012
341690 Attorney Fees	199,359	189,128	207,763	193,270
341999 Other Fees	600	0	0	0
342311 Vehicle Charging Fees	30	0	240	0
342910 Public Records Request Charges	2,117	2,153	0	0
344250 Telephone Use Reimbursement	33,287	30,380	30,192	30,210
344300 Restitution	37	0	0	0
344999 Other Reimbursements	521	21,103	800	1,976
345300 Surplus Property Sales	683	10,000	0	0
347101 Central Svcs to Other Agencies	145,704	152,786	131,230	145,300
348700 Wellness Program	54,249	55,024	66,134	66,814
Total Charges for Services	649,497	735,374	626,596	710,582
Admin Cost Recovery				
411100 County Admin Allocation	2,057,999	2,414,657	3,151,386	3,291,244
411200 BS Admin Allocation	0	0	888,973	957,525
411210 Facilities Mgt Allocation	3,111,294	3,446,180	3,631,029	3,658,313
411220 Custodial Allocation	1,605,205	1,575,842	1,635,116	1,673,019
411230 Courier Allocation	70,218	122,764	103,633	105,512
411240 Grounds Maintenance Allocation	0	0	0	390,000
411250 Risk Management Allocation	530,890	533,459	552,322	563,688
411260 Human Resources Allocation	2,564,813	2,724,349	3,302,774	3,723,402
411300 Legal Services Allocation	1,475,282	1,649,299	1,953,752	2,025,002
411400 Information Tech Allocation	8,213,327	8,515,743	10,365,262	7,351,703
411410 FIMS Allocation	2,167,056	2,838,731	1,405,760	1,235,886
411420 Telecommunications Allocation	0	0	0	325,122
411430 Technology Solution Allocation	0	0	0	2,878,015
411600 Finance Allocation	3,140,705	3,592,695	4,110,140	4,087,673
411800 MCBEE Allocation	7,002	5,555	1,889,915	2,283,756
Total Admin Cost Recovery	24,943,791	27,419,274	32,990,062	34,549,860

MARION COUNTY FY 2024-25 BUDGET

LINE ITEM DETAIL

CENTRAL SERVICES

Resources

	FY 21-22 ACTUAL	FY 22-23 ACTUAL	FY 23-24 BUDGET	FY 24-25 PROPOSED
Other Revenues				
371000 Miscellaneous Income	406	595	0	0
372000 Over and Short	0	(3)	0	0
Total Other Revenues	406	592	0	0
General Fund Transfers				
381100 Transfer from General Fund	518,814	1,027,930	1,291,546	1,281,516
Total General Fund Transfers	518,814	1,027,930	1,291,546	1,281,516
Other Fund Transfers				
381115 Transfer from Non Dept Grants	0	0	86,241	82,584
381155 Xfr from Tax Title Land Sales	79,500	84,450	111,625	100,000
Total Other Fund Transfers	79,500	84,450	197,866	182,584
Net Working Capital				
392000 Net Working Capital Unrestr	0	(365)	0	0
Total Net Working Capital	0	(365)	0	0
GRAND TOTAL	26,699,578	29,411,922	35,566,070	37,524,060

MARION COUNTY FY 2024-25 BUDGET

LINE ITEM DETAIL

CENTRAL SERVICES				
Requirements				
	FY 21-22	FY 22-23	FY 23-24	FY 24-25
	ACTUAL	ACTUAL	BUDGET	PROPOSED
Personnel Services				
Salaries and Wages				
511020 Salaries and Wages Budget Only	0	0	24,731	17,000
511110 Regular Wages	10,474,911	11,118,004	16,157,995	16,689,895
511115 Pandemic Recognition Pay	237,000	0	0	0
511120 Temporary Wages	47,102	71,011	45,931	70,635
511130 Vacation Pay	659,797	715,927	0	0
511140 Sick Pay	460,567	481,445	0	0
511141 Emergency Sick Pay	81,345	593	0	0
511150 Holiday Pay	660,616	687,652	0	0
511160 Comp Time Pay	22,364	31,335	0	20,039
511180 Differential Pay	17,762	16,747	24,082	25,350
511210 Compensation Credits	168,451	160,126	153,810	130,229
511220 Pager Pay	50,963	56,782	52,750	52,750
511240 Leave Payoff	186,111	176,819	38,600	63,050
511250 Training Pay	752	5,239	0	0
511270 Leadworker Pay	903	0	3,000	6,531
511280 Cell Phone Pay	722	0	0	0
511290 Health Insurance Waiver Pay	27,184	34,599	33,600	50,400
511410 Straight Pay	89	297	0	0
511420 Premium Pay	30,565	37,889	41,850	42,350
511450 Premium Pay Temps	36	0	0	0
Total Salaries and Wages	13,127,238	13,594,463	16,576,349	17,168,229
Fringe Benefits				
512010 Fringe Benefits Budget Only	0	0	30,264	22,723
512110 PERS	2,842,009	2,910,103	4,097,863	4,235,331
512120 401K	206,142	228,476	269,855	279,808
512130 PERS Debt Service	600,713	759,222	753,998	948,699
512200 FICA	938,278	1,002,234	1,244,581	1,286,374
512300 Paid Leave Oregon	0	29,613	66,212	65,246
512310 Medical Insurance	2,571,854	2,646,521	3,236,399	3,178,711
512320 Dental Insurance	206,800	214,009	275,090	268,049
512330 Group Term Life Insurance	22,124	23,258	28,013	30,405
512340 Long Term Disability Insurance	42,367	44,000	58,385	63,317
512400 Unemployment Insurance	39,483	39,706	24,523	24,721
512520 Workers Comp Insurance	3,150	3,220	5,788	5,977
512600 Wellness Program	6,278	6,432	7,680	7,834
512610 Employee Assistance Program	5,858	6,043	7,127	7,273
512700 County HSA Contributions	33,590	41,566	34,468	43,553
Total Fringe Benefits	7,518,648	7,954,402	10,140,246	10,468,021
Total Personnel Services	20,645,885	21,548,864	26,716,595	27,636,250

MARION COUNTY FY 2024-25 BUDGET

LINE ITEM DETAIL

CENTRAL SERVICES

Requirements

	FY 21-22 ACTUAL	FY 22-23 ACTUAL	FY 23-24 BUDGET	FY 24-25 PROPOSED
Materials and Services				
Supplies				
521010 Office Supplies	27,584	26,079	26,825	29,215
521030 Field Supplies	0	24	0	0
521050 Janitorial Supplies	84,426	83,801	116,521	114,963
521052 Janitorial Floor Care	1,486	255	2,778	2,778
521060 Electrical Supplies	36,699	28,858	33,203	25,000
521070 Departmental Supplies	19,897	22,200	29,753	23,017
521090 Uniforms and Clothing	4,518	2,865	6,342	7,550
521110 First Aid Supplies	0	81	500	475
521140 Vaccines	0	80	500	500
521190 Publications	7,626	1,830	11,007	11,205
521210 Gasoline	11,306	10,498	9,082	10,596
521220 Diesel	615	34	6,226	3,000
521230 Propane	86	102	150	150
521300 Safety Clothing	1,742	1,035	1,056	1,631
521310 Safety Equipment	4,403	6,037	10,398	6,000
Total Supplies	200,388	183,778	254,341	236,080
Materials				
522060 Sign Materials	5,745	636	1,000	1,000
522070 Paint	651	3,087	5,000	5,000
522080 Building Materials	0	47	0	0
522110 Batteries	12,818	20,468	10,050	13,915
522140 Small Tools	6,613	5,699	5,455	5,600
522150 Small Office Equipment	19,503	17,064	18,877	33,378
522160 Small Departmental Equipment	5,207	8,763	10,411	11,351
522170 Computers Non Capital	4,369	266,817	485,929	131,249
522180 Software	55,003	21,912	27,366	24,266
Total Materials	109,908	344,494	564,088	225,759
Communications				
523010 Telephone Equipment	2,720	0	1,500	1,500
523015 Video Security Equipment	41,898	87,929	0	0
523020 Phone and Communication Svcs	157,011	157,658	151,629	174,380
523040 Data Connections	19,490	26,642	78,332	194,238
523050 Postage	2,990	3,458	5,460	6,135
523060 Cellular Phones	46,403	44,151	51,022	50,770
523070 Pagers	960	(95)	0	0
523090 Long Distance Charges	5,639	2,729	13,184	12,356
Total Communications	277,111	322,471	301,127	439,379
Utilities				
524010 Electricity	102,157	114,219	139,020	135,904

MARION COUNTY FY 2024-25 BUDGET

LINE ITEM DETAIL

CENTRAL SERVICES				
Requirements				
	FY 21-22	FY 22-23	FY 23-24	FY 24-25
	ACTUAL	ACTUAL	BUDGET	PROPOSED
524020 City Operations and St Lights	670	726	725	889
524040 Natural Gas	3,335	4,469	6,189	5,433
524050 Water	3,146	3,806	3,785	2,650
524070 Sewer	4,036	3,714	4,600	4,188
524090 Garbage Disposal and Recycling	24,574	25,652	23,400	29,167
Total Utilities	137,918	152,586	177,719	178,231
Contracted Services				
525110 Consulting Services	0	3,500	503,000	853,000
525150 Audit Services	127,145	138,182	120,170	120,170
525152 Accounting Services	5,388	0	0	0
525153 Fiscal Agent Services	1,245	750	2,500	2,500
525156 Bank Services	0	7,945	5,000	8,000
525157 Investment Services	0	87,432	95,000	95,000
525158 Armored Car Services	0	51,706	54,000	54,000
525160 Wellness Services	15,320	15,477	18,340	25,000
525175 Temporary Staffing	110,474	232,155	72,000	30,000
525177 Employment Agencies	1,495	0	600	600
525330 Transportation Services	0	30	0	0
525355 Engineering Services	5,716	16,984	2,500	15,000
525360 Public Works Services	383	1,576	1,000	1,000
525449 Microsoft 365	0	0	0	121,974
525450 Subscription Services	367,372	688,470	889,158	939,012
525510 Legal Services	154,247	89,230	111,384	111,384
525540 Witnesses	60	0	50	50
525541 Witness Mileage Reimbursement	0	0	50	50
525620 Insurance Brokers	100,012	103,012	107,702	109,286
525630 Insurance Admin Services	21,702	26,146	21,328	21,328
525710 Printing Services	7,741	17,059	14,640	15,165
525715 Advertising	7,154	11,101	29,425	34,793
525735 Mail Services	14,601	15,032	15,000	13,715
525740 Document Disposal Services	2,142	1,951	1,760	2,065
525930 Fair Events and Activities	483	0	0	100
525999 Other Contracted Services	447,043	900,072	276,671	256,880
Total Contracted Services	1,389,722	2,407,808	2,341,278	2,830,072
Repairs and Maintenance				
526010 Office Equipment Maintenance	28	0	400	8,216
526011 Dept Equipment Maintenance	10,677	11,069	15,926	10,320
526012 Vehicle Maintenance	2,290	1,241	2,000	2,500
526020 Computer Hardware Maintenance	138,855	227,387	185,297	293,135
526021 Computer Software Maintenance	1,023,295	789,325	896,982	863,991
526022 Telephone Maintenance	66,722	66,052	66,722	70,193

MARION COUNTY FY 2024-25 BUDGET

LINE ITEM DETAIL

CENTRAL SERVICES

Requirements

	FY 21-22 ACTUAL	FY 22-23 ACTUAL	FY 23-24 BUDGET	FY 24-25 PROPOSED
526030 Building Maintenance	227,132	293,966	418,446	326,526
526031 Elevator Maintenance	21,150	23,277	30,000	30,000
526032 Roof Maintenance	0	0	5,000	5,000
526040 Remodels and Site Improvements	0	20,335	0	0
526050 Grounds Maintenance	43,687	49,782	33,778	43,489
Total Repairs and Maintenance	1,533,837	1,482,435	1,654,551	1,653,370
Rentals				
527100 Vehicle Rental	0	0	200	200
527110 Fleet Leases	34,752	32,403	41,017	47,687
527120 Motor Pool Mileage	5,410	6,085	10,861	13,785
527130 Parking	42	316	375	375
527140 County Parking	3,300	3,836	3,300	3,960
527200 Building Rental County	8,576	10,012	10,067	11,636
527240 Condo Assn Assessments	112,453	105,123	118,355	188,508
527300 Equipment Rental	49,910	42,517	116,662	61,256
527999 GASB 87 Adjustment	(18,706)	18,706	0	0
Total Rentals	195,737	218,998	300,837	327,407
Insurance				
528210 Public Official Bonds	0	2,500	2,500	2,500
528220 Notary Bonds	0	167	120	100
528415 First Party Property Claims	353	0	0	0
Total Insurance	353	2,667	2,620	2,600
Miscellaneous				
529110 Mileage Reimbursement	5,320	6,294	11,792	14,914
529120 Commercial Travel	5,533	6,182	17,519	16,500
529130 Meals	5,851	6,406	10,281	13,562
529140 Lodging	16,564	21,282	39,077	38,966
529210 Meetings	8,259	12,304	10,825	14,658
529220 Conferences	13,766	35,218	48,977	60,747
529230 Training	51,602	66,666	103,189	97,507
529300 Dues and Memberships	18,347	76,491	84,684	90,772
529440 Safety Grants	66	2,150	6,500	6,500
529450 Wellness Grants	592	6,428	6,500	6,500
529650 Pre Employment Costs	3,625	3,463	2,800	3,750
529690 Other Investigations	45	38	250	250
529740 Fairs and Shows	181	794	2,075	6,325
529840 Professional Licenses	0	949	1,290	1,235
529850 Device Licenses	2,464	1,709	5,000	3,500
529860 Permits	1,473	673	1,700	1,700
529910 Awards and Recognition	4,264	4,381	9,420	8,241
529996 Amortization Lease Expense	18,590	(18,590)	0	0

MARION COUNTY FY 2024-25 BUDGET

LINE ITEM DETAIL

CENTRAL SERVICES				
Requirements				
	FY 21-22	FY 22-23	FY 23-24	FY 24-25
	ACTUAL	ACTUAL	BUDGET	PROPOSED
529999 Miscellaneous Expense	(62)	957	0	0
Total Miscellaneous	156,482	233,794	361,879	385,627
Total Materials and Services	4,001,457	5,349,031	5,958,440	6,278,525
Administrative Charges				
611100 County Admin Allocation	198,456	238,762	291,871	318,134
611200 BS Admin Allocation	0	0	0	81,557
611210 Facilities Mgt Allocation	218,929	249,328	265,102	229,702
611220 Custodial Allocation	169,053	175,104	203,480	185,663
611230 Courier Allocation	5,870	10,300	10,654	9,635
611240 Grounds Maintenance Allocation	0	0	0	11,813
611250 Risk Management Allocation	25,151	30,779	29,831	29,085
611260 Human Resources Allocation	256,099	276,754	326,008	371,199
611300 Legal Services Allocation	377,559	443,871	557,166	633,984
611400 Information Tech Allocation	273,857	352,116	388,032	430,432
611410 FIMS Allocation	135,643	186,731	153,720	204,320
611420 Telecommunications Allocation	33,241	39,418	23,001	18,861
611430 Technology Solution Allocation	14,336	15,514	22,032	274,391
611600 Finance Allocation	178,675	262,838	278,848	291,586
611800 MCBEE Allocation	703	777	147,208	172,325
612100 IT Equipment Use Charges	38,448	39,114	19,983	81,498
614100 Liability Insurance Allocation	69,900	105,900	104,000	155,900
614200 WC Insurance Allocation	56,200	87,200	70,099	109,200
Total Administrative Charges	2,052,120	2,514,506	2,891,035	3,609,285
Debt Service Interest				
542200 Lease Interest	480	(480)	0	0
Total Debt Service Interest	480	(480)	0	0
GRAND TOTAL	26,699,943	29,411,921	35,566,070	37,524,060

MARION COUNTY FY 2024-25 BUDGET
APPENDIX A
PUBLIC NOTICE OF BUDGET COMMITTEE MEETING

NOTICE OF BUDGET COMMITTEE MEETING

A public meeting of the Budget Committee of Marion County, Oregon, to discuss the budget for the fiscal year July 1, 2024, to June 30, 2025, will be held at Courthouse Square, Senator Hearing Room, 555 Court St. NE, Salem, Oregon. The meeting will take place on May 22nd, 2024, from 9:00 am to 5:30 pm. The purpose of this meeting is to receive the budget message, review the budget document, and approve the budget. Public comment will be taken from 5:00-5:15 pm. Any person may appear at the meeting and discuss the proposed budget during the public comment period. Written comments may be submitted to publichearings@co.marion.or.us until 4 pm May 20th, 2024. If further deliberations are necessary, a second meeting will be held May 30th, 9:00 am to 12:00 pm, 2024, to receive additional budget information and approve the budget. A copy of the budget document may be obtained on or after 12:00 pm (Noon), May 17, 2024, at the Board of Commissioners' Office, Room 5332, Courthouse Square, 555 Court street, Salem, or on the Marion County's website at www.co.marion.or.us. Notice of this Budget Committee meeting is also posted on the county's website.

Published May 8, 2024.

WI324507

Published in Woodburn Independent, 5/8/2024

MARION COUNTY FY 2024-25 BUDGET
APPENDIX A
PUBLIC NOTICE OF BUDGET COMMITTEE MEETING

THIS PAGE HAS BEEN INTENTIONALLY LEFT BLANK

MARION COUNTY FY 2024-25 BUDGET
APPENDIX I
CONTINGENCY, RESERVES AND ENDING FUND BALANCE

Per Marion County Policy 490, the General Fund budget shall include a contingency of no less than 1% of adjusted general fund resource and an Unappropriated Ending Fund Balance of no less than 5% of adjusted general fund resources. Adjusted General Fund resources will exclude net working capital, as well as other material transfers-in that are deemed "one-time" transfers. The Rainy-Day Fund unappropriated reserves are available (under certain conditions) to meet the purposes of this policy.

General Reserves¹					
	General Fund	Rainy Day	Total	FY 2024-25 % Reserves based on Adj General Fund Resources	FY 2023-24 % Reserves based on Adj General Fund Resources (Adopted)
Contingency	2,826,031	-	\$ 2,826,031	2.5%	3.0%
Reserve for Future Expenditures	-	2,504,960	\$ 2,504,960	2.2%	2.2%
Unappropriated Ending Fund Balance	11,092,565	-	\$ 11,092,565	9.8%	11.3%
Total	13,918,596	2,504,960	\$ 16,423,556	14.5%	16.5%
Adjusted General Fund Resources ²	113,463,962	-	\$113,463,962		

1 = Reserves includes the sum of Contingency, Reserve for Future Expenditure and Unappropriated Ending Fund Balance.

2 = Adjusted General Fund resources are total resources less net working capital.

MARION COUNTY FY 2024-25 BUDGET
APPENDIX I
CONTINGENCY, RESERVES AND ENDING FUND BALANCE

Funds	Contingency	Reserve for Future Expenditures	Unappropriated Ending Fund Balance	Total Budget By Fund	% of Reserves for Total Budget By Fund
General Fund	2,826,031	-	11,092,565	140,087,465	9.9%
American Rescue Plan	896,003	6,508,022	-	16,135,760	45.9%
Building Inspection	1,000,000	-	5,871,508	11,457,989	60.0%
Capital Building and Equipment	-	154,600	-	154,600	100.0%
Capital Improvement Projects	409,129	5,681,929	-	18,151,518	33.6%
Central Services	-	-	-	37,524,060	0.0%
Child Support	-	-	-	2,470,924	0.0%
Community Corrections	2,279,573	-	614,759	22,795,729	12.7%
Community Development	-	5,888,397	-	8,506,824	69.2%
Community Services Grants	240,000	14,870,450	-	17,551,221	86.1%
County Clerk Records	-	-	-	214,580	0.0%
County Fair	70,000	472,503	-	1,188,231	45.7%
County Schools	-	-	-	757,902	0.0%
Criminal Justice Assessment	82,473	-	363,272	1,481,457	30.1%
Debt Service	-	-	3,996,116	15,091,188	26.5%
District Attorney Grants	77,987	-	-	1,621,126	4.8%
Dog Services	-	-	-	1,972,136	0.0%
Enhanced Public Safety ESSD	237,343	-	21,037	2,373,425	10.9%
Environmental Services	3,340,000	-	12,334,263	54,540,879	28.7%
Facility Renovation	-	2,528,752	-	21,128,558	12.0%
Fleet Management	640,000	-	2,501,292	6,359,125	49.4%
Health and Human Services	8,317,743	-	3,600,000	107,380,790	11.1%
Inmate Welfare	96,173	-	457,169	961,729	57.5%
Juvenile Grants	443,302	438,639	-	4,662,968	18.9%
Land Use Planning	-	-	-	1,156,633	0.0%
Law Library	61,577	-	831,472	1,231,532	72.5%
Lottery and Economic Dev	400,000	2,728,174	-	6,873,398	45.5%
Non Departmental Grants	1,146,597	7,257,112	108,791	14,372,052	59.2%
Parks	377,059	-	-	4,089,431	9.2%
Public Works	5,789,000	-	25,997,468	99,173,746	32.1%
Public Works Grants	-	-	-	44,756,772	0.0%
Rainy Day	-	2,504,960	-	2,504,960	100.0%
Self Insurance	7,606,265	-	4,663,395	49,938,559	24.6%
Sheriff Grants	441,405	-	754,638	4,413,266	27.1%
Stormwater Management	210,000	-	262,837	2,138,121	22.1%
Surveyor	400,000	-	2,800,111	4,335,415	73.8%
Tax Title Land Sales	82,500	-	164,467	827,493	29.8%
Traffic Safety Team	133,631	-	-	2,429,167	5.5%
Total	\$ 37,603,791	\$ 49,033,538	\$ 76,435,160	\$ 732,810,729	22.3%

MARION COUNTY FY 2024-25 BUDGET
APPENDIX J
CHANGES IN ENDING FUND BALANCE

CHANGES IN ENDING FUND BALANCE BY FUND

The change between beginning fund balance and ending fund balance is one indicator of the financial condition of a fund. A small or no change likely indicates stability; a substantially larger ending fund balance is often a sign of financial improvement, while a substantially small or smaller ending fund balance may indicate a problem.

The Summary of Budgeted Changes in Fund Balance FY 2024-25 on the following page illustrates how some funds may have funding difficulties due to greatly reduced, little, or no net working capital. The most critical problem is within departmental budgets where many funds will intentionally have an ending fund balance to carry into the following year for cash flow purposes to continue operating until sufficient new revenue is received. Also, special revenue funds utilizing large federal grant funds would normally carry grant unexpended balances into the following county fiscal year first quarter. This enables continued funding of programs until new federal funds are received in October, the first quarter of the new federal fiscal year.

Non-Departmental funds may have a wide variety as to sources and uses of funds, while others function only to the extent that earmarked revenue is received. Capital funds are generally not expected to have ending fund balances, as funds not budgeted for expenditure are allocated to contingency or reserve for future expenditure. Contingency and reserve for future expenditure are classified as expenditures on the schedule on the following page.

Note that the number of funds and the extent of the decline in their fund balances "may" indicate financial difficulties. It is common for many types of funds to end a fiscal year with a larger fund balance than budgeted. Departments often budget for contingency rather than tying up funds in ending fund balance where, by local budget law, it cannot be readily accessed, and the contingency is frequently not utilized. On the expenditure side, personnel services budgets are rarely fully expended due to employee turnover and hiring lag and there is frequently savings in other appropriation categories. These savings all end up in ending fund balance. The explanation of whether a change in ending fund balance is good, bad or neutral lies throughout this book in budget justifications.

The beginning fund balance is by definition also the ending fund balance of the prior fiscal year. Marion County uses the terminology "net working capital" instead of beginning fund balance in budgeting. Revenues include all resources except beginning fund balance. Expenditures include contingency and reserve for future expenditure. Ending fund balance includes those funds classified as reserves.

MARION COUNTY FY 2024-25 BUDGET
APPENDIX J
CHANGES IN ENDING FUND BALANCE

Summary of Budgeted Changes in Fund Balance by Fund						
Fund Name	Beginning Fund Balance	Revenue	Expenditures	Ending Fund Balance	Change from Prior Year	% Change
General Fund	26,623,503	113,463,962	128,994,900	11,092,565	(15,530,938)	-58.3%
American Rescue Plan	-	16,135,760	16,135,760	-	-	0.0%
Building Inspection	7,626,489	3,831,500	5,586,481	5,871,508	(1,754,981)	-23.0%
Capital Building and Equipment	150,300	4,300	154,600	-	(150,300)	-100.0%
Capital Improvement Projects	13,605,164	4,546,354	18,151,518	-	(13,605,164)	-100.0%
Central Services	-	37,524,060	37,524,060	-	-	0.0%
Child Support	-	2,470,924	2,470,924	-	-	0.0%
Community Corrections	5,247,967	17,547,762	22,180,970	614,759	(4,633,208)	-88.3%
Community Development	1,005,645	7,501,179	8,506,824	-	(1,005,645)	-100.0%
Community Services Grants	56,360	17,494,861	17,551,221	-	(56,360)	-100.0%
County Clerk Records	55,597	158,983	214,580	-	(55,597)	-100.0%
County Fair	845,765	342,466	1,188,231	-	(845,765)	-100.0%
County Schools	347,085	410,817	757,902	-	(347,085)	-100.0%
Criminal Justice Assessment	475,060	1,006,397	1,118,185	363,272	(111,788)	-23.5%
Debt Service	3,823,696	11,267,492	11,095,072	3,996,116	172,420	4.5%
District Attorney Grants	306,820	1,314,306	1,621,126	-	(306,820)	-100.0%
Dog Services	57,673	1,914,463	1,972,136	-	(57,673)	-100.0%
Enhanced Public Safety ESSD	749,364	1,624,061	2,352,388	21,037	(728,327)	-97.2%
Environmental Services	30,231,548	24,309,331	42,206,616	12,334,263	(17,897,285)	-59.2%
Facility Renovation	18,057,901	3,070,657	21,128,558	-	(18,057,901)	-100.0%
Fleet Management	3,017,534	3,341,591	3,857,833	2,501,292	(516,242)	-17.1%
Health and Human Services	23,619,041	83,761,749	103,780,790	3,600,000	(20,019,041)	-84.8%
Inmate Welfare	669,989	291,740	504,560	457,169	(212,820)	-31.8%
Juvenile Grants	1,284,178	3,378,790	4,662,968	-	(1,284,178)	-100.0%
Land Use Planning	-	1,156,633	1,156,633	-	-	0.0%
Law Library	867,685	363,847	400,060	831,472	(36,213)	-4.2%
Lottery and Economic Dev	4,184,375	2,689,023	6,873,398	-	(4,184,375)	-100.0%
Non Departmental Grants	13,234,960	1,137,092	14,263,261	108,791	(13,126,169)	-99.2%
Parks	784,697	3,304,734	4,089,431	-	(784,697)	-100.0%
Public Works	44,262,372	54,911,374	73,176,278	25,997,468	(18,264,904)	-41.3%
Public Works Grants	-	44,756,772	44,756,772	-	-	0.0%
Rainy Day	2,454,000	50,960	2,504,960	-	(2,454,000)	-100.0%
Self Insurance	12,647,416	37,291,143	45,275,164	4,663,395	(7,984,021)	-63.1%
Sheriff Grants	1,384,650	3,028,616	3,658,628	754,638	(630,012)	-45.5%
Stormwater Management	1,037,607	1,100,514	1,875,284	262,837	(774,770)	-74.7%
Surveyor	3,332,507	1,002,908	1,535,304	2,800,111	(532,396)	-16.0%
Tax Title Land Sales	482,493	345,000	663,026	164,467	(318,026)	-65.9%
Traffic Safety Team	492,383	1,936,784	2,429,167	-	(492,383)	-100.0%
Total Budget	223,021,824	509,788,905	656,375,569	76,435,160	(146,586,664)	-65.7%

MARION COUNTY FY 2024-25 BUDGET
APPENDIX K
FULL TIME EQUIVALENT POSITIONS (FTE) BY DEPARTMENT

**Marion County Budget FY 2024-25 - Budget Officer Proposed
FULL TIME EQUIVALENT POSITIONS (FTE) BY DEPARTMENT**

	FY 21-22	FY 22-23	FY 23-24	FY 24-25	Diff
Assessor's Office	54.00	55.00	55.00	55.00	0.00
Board of Commissioners Office	20.00	18.00	18.00	18.00	0.00
Business Services	50.00	50.00	52.00	53.00	1.00
Clerk's Office	15.20	15.70	17.20	17.20	0.00
Community Services	21.90	23.90	25.90	25.90	0.00
District Attorney's Office	93.50	96.70	96.70	95.70	(1.00)
Finance	23.60	26.60	27.60	27.60	0.00
Health and Human Services	523.38	546.70	548.87	530.67	(18.20)
Human Resources	19.00	19.00	19.00	20.00	1.00
Information Technology	63.00	65.00	66.00	66.00	0.00
Justice Court	7.00	7.00	8.00	8.00	0.00
Juvenile	108.50	109.75	113.75	115.75	2.00
Legal	11.80	11.80	11.80	11.80	0.00
Public Works	231.40	236.60	238.60	238.60	0.00
Sheriff's Office	357.50	377.50	376.50	375.50	(1.00)
Treasurer's Office	2.00	0.00	0.00	0.00	0.00
Total	1601.78	1659.25	1674.92	1658.72	(16.20)

Central Services 580 Breakdown	FY 21-22	FY 22-23	FY 23-24	FY 24-25	Diff
Board of Commissioners Office	16.00	18.00	18.00	18.00	0.00
Business Services	50.00	50.00	52.00	53.00	1.00
Finance	23.60	26.60	27.60	27.60	0.00
Human Resources	19.00	19.00	19.00	20.00	1.00
Information Technology	63.00	65.00	66.00	66.00	0.00
Legal	10.00	10.00	10.00	10.00	0.00
Total	181.60	188.60	192.60	194.60	2.00

General Fund 100 Breakdown	FY 21-22	FY 22-23	FY 23-24	FY 24-25	Diff
Assessor's Office	54.00	55.00	55.00	55.00	0.00
Clerk's Office	14.20	14.70	16.20	16.20	0.00
Community Services	6.90	6.90	6.90	6.90	0.00
District Attorney's Office	69.01	72.21	72.21	73.21	1.00
Justice Court	7.00	7.00	8.00	8.00	0.00
Juvenile	88.57	87.57	91.57	91.57	0.00
Sheriff's Office	246.24	267.74	269.57	269.74	0.17
Treasurer's Office	2.00	0.00	0.00	0.00	0.00
Total	487.92	511.12	519.45	520.62	1.17

MARION COUNTY FY 2024-25 BUDGET

APPENDIX K

FULL TIME EQUIVALENT POSITIONS (FTE) BY DEPARTMENT

Marion County Full Time Equivalent Positions By Fund

Budgeted Positions excludes temps, volunteers, students, interns, and contract workers

Board of Commissioners Office	Fund #	FY 21-22	FY 22-23	FY 23-24	FY 24-25	Diff
Community Development	170	4.00	0.00	0.00	0.00	0.00

Clerk's Office	Fund #	FY 21-22	FY 22-23	FY 23-24	FY 24-25	Diff
County Clerk Records	120	1.00	1.00	1.00	1.00	0.00

Community Services	Fund #	FY 21-22	FY 22-23	FY 23-24	FY 24-25	Diff
Lottery and Economic Dev	165	3.00	3.00	4.00	4.00	0.00
Community Development	170	0.00	2.00	2.00	2.00	0.00
Dog Services	230	12.00	12.00	13.00	13.00	0.00

District Attorney's Office	Fund #	FY 21-22	FY 22-23	FY 23-24	FY 24-25	Diff
Child Support	220	14.00	14.00	14.00	14.00	0.00
District Attorney Grants	300	10.49	10.49	10.49	8.49	(2.00)

Health and Human Services	Fund #	FY 21-22	FY 22-23	FY 23-24	FY 24-25	Diff
Health and Human Services	190	523.38	546.70	548.87	530.67	(18.20)

Juvenile	Fund #	FY 21-22	FY 22-23	FY 23-24	FY 24-25	Diff
Juvenile Grants	125	19.93	22.18	22.18	24.18	2.00

Legal	Fund #	FY 21-22	FY 22-23	FY 23-24	FY 24-25	Diff
Law Library	260	1.80	1.80	1.80	1.80	0.00

Public Works	Fund #	FY 21-22	FY 22-23	FY 23-24	FY 24-25	Diff
Public Works	130	151.60	156.60	157.60	157.60	0.00
Public Works Grants	135	2.00	1.00	0.00	0.00	0.00
Land Use Planning	305	5.50	5.50	5.50	5.50	0.00
Parks	310	3.00	3.80	6.00	6.00	0.00
Surveyor	320	9.00	8.00	8.00	8.00	0.00
Building Inspection	330	24.30	24.50	24.50	24.50	0.00
Environmental Services	510	30.50	31.70	31.50	31.50	0.00
Stormwater Management	515	5.50	5.50	5.50	5.50	0.00

Sheriff's Office	Fund #	FY 21-22	FY 22-23	FY 23-24	FY 24-25	Diff
Community Corrections	180	73.11	73.11	73.11	73.11	0.00
Enhanced Public Safety ESSD	245	10.00	10.00	10.00	10.00	0.00
Sheriff Grants	250	17.90	16.40	13.57	12.40	(1.17)
Traffic Safety Team	255	10.25	10.25	10.25	10.25	0.00

Decision Package Summary		GF Only	OF Only	Total
Decision Package Requests:	16	\$ 793,793	\$ 764,622	\$ 1,558,415
FTE Requests:	5.80	1.80	4.00	5.80
Decision Packages Approved:	12	\$ 414,626	\$ 764,622	\$ 1,179,248
FTE Approved:	4.00	0.00	4.00	4.00
Decision Packages Denied:	4	\$ 379,131	\$ -	\$ 379,131
FTE Denied:	1.80	1.80	0.00	1.80

Marion County - Decision Packages

BS-1

FY 2024-25 - Budget Officer Proposed Stage

Title: Construction Project Coordinator	Fund: Central Services (580)	Priority: 1
Department: Business Services	Program: Facility and Construction Mgmt	FTE: 1.00
Type: New Activity - on-going		

	FY 24-25 Budget
RESOURCES	
Admin Cost Recovery	107,994
TOTAL RESOURCES	107,994
REQUIREMENTS	
Personnel Services	
Salaries and Wages	64,874
Fringe Benefits	40,407
Total Personnel Services	105,281
Materials and Services	
Supplies	300
Materials	1,357
Communications	556
Contracted Services	400
Miscellaneous	100
Total Materials and Services	2,713
TOTAL REQUIREMENTS	107,994

Marion County - Decision Packages

BS-1

FY 2024-25 - Budget Officer Proposed Stage

Resources - How will the decision package be funded? Will the funding continue in the future? If not, what other funding source is planned?

This is an on-going position that needs financial support through the Facilities Management Allocation

Requirements - Describe and justify the necessary requirements (personnel services, materials & services, capital acquisition, etc.). Will personnel positions be added? If so, are the positions regular or temporary?

Answer: The request for a new Construction Projects Coordinator (1 FTE) will support Business Services to improve its ability to manage its numerous construction and other special projects.

Personnel: \$105,281.00 (Step 3 - 06.C26 AK - with Benefits)

M&S: \$ 1,357.00 (522150) Small Office Equipment (one-time startup costs)

\$ 556.00 (523060) Cell phone with hotspot

\$ 200.00 (521010) Office Supplies

\$ 100.00 (529110) Mileage Reimbursement

\$ 100.00 (521090) Uniforms

\$ 400.00 (525450) Computer Software License ? BlueBeam

Total \$107,994.00

The department already has cubicle/desk supplies in inventory, a laptop and a CAD license.

Necessity - Why is this decision package necessary and who will benefit from this decision package?

The department has seen an increase in large construction projects, as well as miscellaneous department-based capital improvement projects. Currently there are 37 CIP projects, 13 Facilities projects, and there's likely to be a few more of each approved in the coming year. This position would help scope projects for bid/contract, develop preliminary budget cost estimates, draw up small projects, help to maintain the Facilities Condition Assessment, as well as manage projects and subcontractors.

This additional support will help us reduce our backlog of projects and improve our customer service by reducing overall project lead time and accomplishing more projects.

Other - Identify any other factors or information that the Budget Committee should consider.

We currently have 1 FTE Construction Project Coordinator and 1 FTE Facilities Analyst, which doesn't provide the amount of projects development and management for the 50+ projects that are currently on our plate. When we are caught up on projects, this position will also help to update the Facilities Condition Assessment.

Marion County - Decision Packages

HR-1

FY 2024-25 - Budget Officer Proposed Stage

Title:	New Labor and Employee Relations Manager	Fund:	Central Services (580)	Priority:	1
Department:	Human Resources	Program:	HR Administration	FTE:	1.00
Type:	Enhance Existing - on-going				

	FY 24-25 Budget
RESOURCES	
Admin Cost Recovery	123,206
TOTAL RESOURCES	123,206
REQUIREMENTS	
Personnel Services	
Salaries and Wages	76,331
Fringe Benefits	46,875
Total Personnel Services	123,206
TOTAL REQUIREMENTS	123,206

Resources - How will the decision package be funded? Will the funding continue in the future? If not, what other funding source is planned?

Admin Cost Recovery

Requirements - Describe and justify the necessary requirements (personnel services, materials & services, capital acquisition, etc.). Will personnel positions be added? If so, are the positions regular or temporary?

The Labor and Employee Relations Manager position would be an add to staff. The work landscape has been increasingly complex with the addition of MCDDA to the existing 5 unions.

Necessity - Why is this decision package necessary and who will benefit from this decision package?

This position will help manage the complexities of multiple collective bargaining agreements. This position is a key resource for managers and supervisors through the county. This position will partner with the Legal department in a chief spokesperson role during bargaining season.

Marion County - Decision Packages

LG-1

FY 2024-25 - Budget Officer Proposed Stage

Title: Legal Counsel Dues and Training	Fund: Central Services (580)	Priority: 1
Department: Legal	Program: Legal Counsel	FTE: 0.00
Type: Enhance Existing - on-going		

	FY 24-25 Budget
RESOURCES	
Admin Cost Recovery	15,000
TOTAL RESOURCES	15,000
REQUIREMENTS	
Materials and Services	
Miscellaneous	15,000
Total Materials and Services	15,000
TOTAL REQUIREMENTS	15,000

Resources - How will the decision package be funded? Will the funding continue in the future? If not, what other funding source is planned?

Funding will come from the Central Services Fund through Administrative Cost Recovery. Funding will continue going forward.

Requirements - Describe and justify the necessary requirements (personnel services, materials & services, capital acquisition, etc.). Will personnel positions be added? If so, are the positions regular or temporary?

This request is for an M&S increase of \$15,000 for a previously added full-time position at the Assistant Legal Counsel level. No additional personnel services are needed since it was done in a previous budget cycle.

Necessity - Why is this decision package necessary and who will benefit from this decision package?

This decision package is being requested to accommodate M&S needs for the growth of attorneys in Legal Counsel. The requested increase is for additional dues and memberships, CLE and training costs, office equipment and furniture, software licenses, and miscellaneous materials used in everyday production for the additional position. The increase of funds will also contribute to the increased costs of Oregon State Bar dues, CLEs and trainings. Benefits from this decision package will affect Legal Counsel along with their clientele by providing continued licensure costs and licensing requirements of Legal Counsel attorneys.

Other - Identify any other factors or information that the Budget Committee should consider.

1 FTE for an Assistant Legal Counsel position was added as an add/delete in a previous budget cycle; however, no additional funds were requested for Materials & Services to accommodate new costs associated with having an additional attorney position.

Marion County - Decision Packages

ND-1

FY 2024-25 - Budget Officer Proposed Stage

Title: FY 24-25 MC Enterprise YoY Increase	Fund: Central Services (580)	Priority: 1
Department: Non Departmental Operations	Program: MC Enterprise	FTE: 0.00
Type: Enhance Existing - on-going		

	FY 24-25 Budget
RESOURCES	
Admin Cost Recovery	288,472
TOTAL RESOURCES	288,472
REQUIREMENTS	
Materials and Services	
Communications	137,820
Utilities	1,611
Contracted Services	50,090
Repairs and Maintenance	98,951
Total Materials and Services	288,472
TOTAL REQUIREMENTS	288,472

Resources - How will the decision package be funded? Will the funding continue in the future? If not, what other funding source is planned?

Central Services Fund

Requirements - Describe and justify the necessary requirements (personnel services, materials & services, capital acquisition, etc.). Will personnel positions be added? If so, are the positions regular or temporary?

Increase in Materials and Services. General cost projections based on FY23/24 ytd as well as existing Software/Hardware Maintenance and Subscription renewals which generally experience incremental price increase unless specified under multi-year agreements. The County plans for an annual increase of 5% based on actuals to date, and supplier quotes.

Telephone 523020 - Increase \$22,750.56 based on CenturyLink actuals
 Data Connections 523040 - Increase \$115,069.48 Comcast Dark Fiber
 Subscriptions 525450 - Increase \$50,090.36 Darktrace Tru-Up and DigiCert (every 3-years)
 Hardware Maintenance 526021 - Increase \$109,729.84 Nimble Storage, Oracle Server, PowerEdge Server Maintenance
 Software Maintenance 526021 - Decrease \$14,250 reduction in costs
 Telephone Maintenance 526022 - Increase \$3,471.00 based on estimates

Necessity - Why is this decision package necessary and who will benefit from this decision package?

Overall cost increases to County-Wide Services. Driven by budget-to-actual increases for FY 24/25 and subscription and maintenance renewals.

Marion County - Decision Packages

AO-1

FY 2024-25 - Budget Officer Proposed Stage

Title: Converge TSG Hosting	Fund: General Fund (100)	Priority: 1
Department: Assessor's Office	Program: AS Administration	FTE: 0.00
Type: New Activity - on-going		

	FY 24-25 Budget
RESOURCES	
General Fund Transfers	31,039
TOTAL RESOURCES	31,039
REQUIREMENTS	
Materials and Services	
Repairs and Maintenance	31,039
Total Materials and Services	31,039
TOTAL REQUIREMENTS	31,039

Resources - How will the decision package be funded? Will the funding continue in the future? If not, what other funding source is planned?

As the Assessor's Office is, this project will be funded through the General Fund. This is a three year project and will be funded this way throughout.

Requirements - Describe and justify the necessary requirements (personnel services, materials & services, capital acquisition, etc.). Will personnel positions be added? If so, are the positions regular or temporary?

The M&S requirements for year one include licensing of \$14,018, and implementation of \$17,021. After year one, licensing costs of \$10,428 will be required for years two and three of the project.

Necessity - Why is this decision package necessary and who will benefit from this decision package?

The Marion County Assessor's Office currently uses the legacy Tax and Assessment system (TSG) for maintaining historical Tax Collection and Assessment information. The system is hosted on county owned hardware that is failing, beyond end of life, and has no support. A handful of Oregon counties including Douglas and Lincoln County utilize Convergence Technology Solutions to maintain their TSG data in the cloud. The ability to access and calculate figures in this system is essential to maintain data integrity and accurately calculate roll corrections and disqualifications.

Other - Identify any other factors or information that the Budget Committee should consider.

IT is in support of this project as they are unable to maintain the current system.

Marion County - Decision Packages

CL-1

FY 2024-25 - Budget Officer Proposed Stage

Title: Elections Postage, Printing, Mailing, and Software Increases	Fund: General Fund (100)	Priority: 1
Department: Clerk's Office	Program: Elections	FTE: 0.00
Type: Enhance Existing - one time		

	FY 24-25 Budget
RESOURCES	
General Fund Transfers	88,667
TOTAL RESOURCES	88,667
REQUIREMENTS	
Materials and Services	
Communications	34,895
Contracted Services	49,558
Repairs and Maintenance	4,214
Total Materials and Services	88,667
TOTAL REQUIREMENTS	88,667

Resources - How will the decision package be funded? Will the funding continue in the future? If not, what other funding source is planned?

This will be funded by the general fund. It will be ongoing.

Requirements - Describe and justify the necessary requirements (personnel services, materials & services, capital acquisition, etc.). Will personnel positions be added? If so, are the positions regular or temporary?

As of 02/14/2024, there are 222,990 Active Registered Voters in Marion County, This is a 4% increase from the last Presidential Election in 2020, and a 22.4% increase since the Presidential Election in 2016. This leads to an increase of the number of ballots needed to print and mail to voters. A Presidential Election is occurring during fiscal year 2024-2025. Additionally, software increases are necessary to meet the annual 4% increase in the Hart (Verity) contract.

Overall, the Clerk's Office is asking for an increase of \$117,467 across the following Elections accounts:
 \$34,895 - 523050 - Postage
 \$23,966 - 525710 - Printing Services
 \$3,454 - 525715 - Advertising
 \$22,138 - 525735 - Mail Services
 \$4,214 - 526021 - Computer Software Maintenance

Necessity - Why is this decision package necessary and who will benefit from this decision package?

Marion County residents will benefit from the increase in postage, printing, and mailing services, as the Marion County Clerk's Office will be able to continue providing ballots to all residents along with replacement ballots and reissued ballots when necessary. The increase in Computer Software Maintenance will allow the Clerk's Office to continue using the software that allows Marion County to provide valid and secure elections.

Other - Identify any other factors or information that the Budget Committee should consider.

We are required under Oregon Statutes to administer elections. ORS 246.250 directs appropriate funding. This benefits all voters and residents of Marion County.

Marion County - Decision Packages

CL-2

FY 2024-25 - Budget Officer Proposed Stage

Title: Office Specialist 2 - Records	Fund: General Fund (100)	Priority: 2
Department: Clerk's Office	Program: Licensing and Recording	FTE: 0.00
Type: New Activity - on-going		

	FY 24-25 Budget
RESOURCES	
General Fund Transfers	62,513
TOTAL RESOURCES	62,513
REQUIREMENTS	
Personnel Services	
Salaries and Wages	0
Fringe Benefits	0
Total Personnel Services	0
TOTAL REQUIREMENTS	0

Resources - How will the decision package be funded? Will the funding continue in the future? If not, what other funding source is planned?

This position will be funded through the General Fund. It will be ongoing.

Requirements - Describe and justify the necessary requirements (personnel services, materials & services, capital acquisition, etc.). Will personnel positions be added? If so, are the positions regular or temporary?

0.8 FTE regular position: Office Specialist 2 - Records. Estimated \$70,000 annually. Assist Records Coordinator in a variety of projects including inspecting film (estimated 200 hours behind and 200 hours for next year - 400 hours total); process incoming boxes into archives (estimated 200 hours total to load boxes into the van, unload at archives, accession, load boxes onto shelves); prepare boxes for annual destruction (estimated 150 hours total to review boxes up for destruction, pull boxes, verify boxes, load onto pallet, wrap pallet, transport boxes to burner (Covanta)); index images already scanned, wrap books, multiple scanning projects (deeds, mortgages, marriage licenses, oil and gas records, miscellaneous records, Torrens, plats, film scanning, election volumes, other various volumes, and other various back-scanning).

Necessity - Why is this decision package necessary and who will benefit from this decision package?

Our Records Coordinator is responsible for managing the records in the county archive facility. In order to manage those records, heavy machinery is used to retrieve and store archive boxes. That work has been done by one person, and the employee has raised concerns about the safety of operating that heavy machinery alone. Additionally, there is a backlog of other projects that would benefit from another position with time dedicated to completing them. One mission of the Clerk's Office is to provide access to and preserve the county's records, and adding this position would help provide those services to the public.

Other - Identify any other factors or information that the Budget Committee should consider.

An Ergonomic Evaluation was conducted by William White, Marion County's Loss Control Coordinator, on February 26, 2024. Mr. White determined that the Records Coordinator lifts an average of 276,453 pounds per year, 1,063 pounds each weekday, and 133 pounds every hour. Mr. White recommended that "a second person during high volume work such as when pulling 800 boxes for destruction would both reduce the physical demands and increase safety" and "a second person would be the most beneficial solution to reduce overall physical demands during high volume annual projects to pull boxes for destruction." These recommendations show the need for a second person to assist the Records Coordinator with their large annual projects. During the remainder of the year, there are many other scanning projects and imaging projects that need accomplished.

Marion County - Decision Packages

FY 2024-25 - Budget Officer Proposed Stage

Title: Licensing & Recording Increases	Fund: General Fund (100)	Priority: 3
Department: Clerk's Office	Program: Licensing and Recording	FTE: 0.00
Type: Enhance Existing - on-going		

	FY 24-25 Budget
RESOURCES	
General Fund Transfers	4,533
TOTAL RESOURCES	4,533
REQUIREMENTS	
Materials and Services	
Repairs and Maintenance	4,533
Total Materials and Services	4,533
TOTAL REQUIREMENTS	4,533

Resources - How will the decision package be funded? Will the funding continue in the future? If not, what other funding source is planned?

This will be funded by the General Fund.

Requirements - Describe and justify the necessary requirements (personnel services, materials & services, capital acquisition, etc.). Will personnel positions be added? If so, are the positions regular or temporary?

Last fiscal year the Clerk's Office implemented the Helion Land Records Management, Licensing, and Receipting System. Annual costs for ongoing maintenance and support are higher than anticipated due to additional Helion services that the Clerk's Office both chose to purchase. Fees include: \$47,250 for ongoing maintenance and support of the LRMS system, \$2,500 for Property Recording Alert Service, \$36,500 for Disaster Recovery and Business Continuity, \$15,500 for AutoIndexing, and \$3,500 for UAT License and Support. Total annual Helion fees for FY24/25 will be \$105,250. The Clerk's Office is requesting an increase of \$4,533 in Licensing and Recording's Computer Software Maintenance Budget in order to cover these costs. \$134,795 needs to be budgeted for Licensing and Recording Computer Software Maintenance account (526021).

Necessity - Why is this decision package necessary and who will benefit from this decision package?

An increase of \$4,533 is necessary to pay for the services that the County Clerk deem necessary additions to our LRMS system. Both residents and customers benefit from the continued use of our Helion Land Records Management, Licensing, and Receipting System, and Marion County will benefit from the use of the additional services.

Other - Identify any other factors or information that the Budget Committee should consider.

These Computer Software Maintenance services are also necessary to comply with Oregon Statues to be able to record all land records properly presented to us (ORS 205.130 and others), to index them (ORS 205.160), and enter into and keep permanently within the appropriate record (ORS 205.180). We also depend on this system to process, issue, record, and report marriage licenses per Oregon Statues. This is the single point receipting and billing system for nearly all Clerk's Office business.

Marion County - Decision Packages

CL-4

FY 2024-25 - Budget Officer Proposed Stage

Title: 2.5 FTE Temporary OS2s - Elections	Fund: General Fund (100)	Priority: 4
Department: Clerk's Office	Program: Elections	FTE: 0.00
Type: New Activity - on-going		

	FY 24-25 Budget
RESOURCES	
General Fund Transfers	132,735
TOTAL RESOURCES	132,735
REQUIREMENTS	
Personnel Services	
Salaries and Wages	0
Fringe Benefits	0
Total Personnel Services	0
TOTAL REQUIREMENTS	0

Resources - How will the decision package be funded? Will the funding continue in the future? If not, what other funding source is planned?

This will be funded with the General Fund and will be ongoing.

Requirements - Describe and justify the necessary requirements (personnel services, materials & services, capital acquisition, etc.). Will personnel positions be added? If so, are the positions regular or temporary?

2.5 FTE Office Specialist 2 Temporary - Elections. These positions are needed to not only assist with the November Presidential Election in 2024, but to fulfill the needs found during an assessment of our elections office. These Temporary OS2 positions are needed to assist with voter registration processing, issuing ballots at the counter and via the mail, customer service both at the counter and on the phone, retrieving ballots and closing drop sites.

Necessity - Why is this decision package necessary and who will benefit from this decision package?

This increase in temporary FTE is necessary to adequately cover the staffing demands for timely, safe, effective, and efficient election administration. This will help retain public confidence and trust in election administration.

Marion County - Decision Packages

CL-5

FY 2024-25 - Budget Officer Proposed Stage

Title: Communications and Voter Education Outreach Coordinator	Fund: General Fund (100)	Priority: 5
Department: Clerk's Office	Program: Elections	FTE: 0.00
Type: New Activity - on-going		

	FY 24-25 Budget
RESOURCES	
General Fund Transfers	86,124
TOTAL RESOURCES	86,124
REQUIREMENTS	
Personnel Services	
Salaries and Wages	0
Fringe Benefits	0
Total Personnel Services	0
TOTAL REQUIREMENTS	0

Resources - How will the decision package be funded? Will the funding continue in the future? If not, what other funding source is planned?

This will be funded by the General Fund and will be ongoing.

Requirements - Describe and justify the necessary requirements (personnel services, materials & services, capital acquisition, etc.). Will personnel positions be added? If so, are the positions regular or temporary?

1.0 FTE regular position: Communication and Voter Education Outreach Coordinator. Estimated \$95,000 annually. Manage the Clerk's Office presence on social media. Proactively place well-crafted messages about voter-registration, obtaining a ballot, and means of voting. Advertise timelines and deadlines for candidates, measures, and voting activity. Publicize results, including post-election audits. Educate the public about elections and all other Clerk's Office services and functions throughout the year.

Monitor local communities and groups on social media discussing election administration, licensing and recording, and other Clerk's Office related functions. Selectively engage to provide accurate information.

Necessity - Why is this decision package necessary and who will benefit from this decision package?

One mission of the Clerk's Office and of all public administration is to provide accurate and timely information and services to our residents. Accurate and timely election administration information, in particular, is necessary for citizens to engage in citizen-led government. This involvement is essential to a functioning democracy. This position will help to engender greater trust and thus uphold the legitimacy of citizen-led governance. Presently, trust in democracy is under attack. This position will help the Clerk's Office and Marion County in providing accurate information that can be relied upon. Additionally, Marion County Elections is lacking on social media, which is becoming a primary method in which some members of society get their information. This position would increase Marion County Election's presence on social media, therefore reaching more of our population.

Other - Identify any other factors or information that the Budget Committee should consider.

Marion County - Decision Packages

CL-6

FY 2024-25 - Budget Officer Proposed Stage

Title: GF Support for Records Coordinator	Fund: County Clerk Records (120)	Priority: 6
Department: Clerk's Office	Program: Licensing and Recording	FTE: 0.00
Type: Enhance Existing - one time		

	FY 24-25 Budget
RESOURCES	
General Fund Transfers	58,783
TOTAL RESOURCES	58,783

Resources - How will the decision package be funded? Will the funding continue in the future? If not, what other funding source is planned?

Requesting General Fund support for position #1235 (Records Coordinator). We are requesting that 0.5 FTE be brought into the General Fund. This amounts to \$58,784.

Marion County - Decision Packages

DA-1

FY 2024-25 - Budget Officer Proposed Stage

Title:	Victim Assistance Advocate - Restitution	Fund:	General Fund (100)	Priority:	1
Department:	District Attorney's Office	Program:	Victim Assistance	FTE:	0.00
Type:	Other				

	FY 24-25 Budget
RESOURCES	
General Fund Transfers	187,699
TOTAL RESOURCES	187,699

Resources - How will the decision package be funded? Will the funding continue in the future? If not, what other funding source is planned?

The decision package will be funded through General Fund transfer.

Requirements - Describe and justify the necessary requirements (personnel services, materials & services, capital acquisition, etc.). Will personnel positions be added? If so, are the positions regular or temporary?

This request is to transfer position #2630 and #3184, 1.0 FTE Restitution Advocate position and 1.0 FTE Victim Advocate position in the District Attorney's office to General Fund.

Necessity - Why is this decision package necessary and who will benefit from this decision package?

The approval of this decision package would prevent a layoff to a current employee.

The Victim Assistance Division of the District Attorney's office currently has 11 positions fully or partially funded through Federal and State grants. In 2022, the state notified its subgrantees that the VOCA Competitive grant would no longer fund subgrantees beyond 2024. Our office has confirmed that the funding for the position will expire at the end of June 2024. This grant funds 1.0 FTE of a restitution advocate. The VOCA NC grant has also decreased to the point that it cannot sustain all of the FTE.

The restitution advocate is vital in providing economic justice to victims of the community who have been financially impacted by a crime. The position's primary focus is preparing restitution orders for the criminal case through gathering documentation of direct financial losses for each victim and preparing the case documents for court. This advocate position works closely with the prosecuting attorneys by following up on tasks, relaying pertinent information to the attorneys, and coordination of victim court appearances to offer testimony. Restitution plays a significant role in attempting to make the victim whole again and enforcing a victim's constitutional rights.

Other - Identify any other factors or information that the Budget Committee should consider.

In 2023, 2163 cases were served by the restitution advocate. Pursuant to Article, sec. 42 of the Oregon Constitution and ORS 137.106, victims have a right to restitution.. Restitution is thus essential to appropriate offender accountability and victim economic restoration.

The restitution advocate also carries between 40-50 active felony cases a time, thereby assisting the office with the heavy workload. As an advocate some of their responsibilities include meeting the statutory obligation of explaining rights to the victim, facilitating communication between the Deputy District Attorney and the victim, collection of evidence regarding financial losses for the prosecuting attorney, notification and explanation of crucial stages of the case, crisis intervention, provide essential resources to assist with trauma suffered by the victim and attend all court proceedings and meetings through the life of the case.

Without this position the Victim Assistance office will be unable to maintain the current caseload and service level to victims of crime and nor effectively assist those requesting advocacy through restitution.

Marion County - Decision Packages

JC-1

FY 2024-25 - Budget Officer Proposed Stage

Title: Building Maintenance	Fund: General Fund (100)	Priority: 2
Department: Justice Court	Program: Marion County Justice Court	FTE: 0.00
Type: Enhance Existing - one time		

	FY 24-25 Budget
RESOURCES	
General Fund Transfers	10,000
TOTAL RESOURCES	10,000
REQUIREMENTS	
Materials and Services	
Repairs and Maintenance	10,000
Total Materials and Services	10,000
TOTAL REQUIREMENTS	10,000

Resources - How will the decision package be funded? Will the funding continue in the future? If not, what other funding source is planned?

We propose to use the General Fund for this project. This is a one-time request to refresh the interior of the facility with new carpet, new paint, and limited new-to-us furniture.

Requirements - Describe and justify the necessary requirements (personnel services, materials & services, capital acquisition, etc.). Will personnel positions be added? If so, are the positions regular or temporary?

The Justice Court moved into this space ten years ago. Since that time, the carpet has started to disintegrate and come up from its backing. In addition, the walls have become dingy and there are a few divots in the walls due to furniture dings and other customer use. Further, some of the original furniture has become shabby. And we have received feedback from the public that the front-facing areas of the court are somewhat unbecoming of a court, and somewhat uninviting.

Necessity - Why is this decision package necessary and who will benefit from this decision package?

We want the court to be accessible and inviting to the public. We want the public to feel that the space is befitting of a courthouse. A place people go to attend to their serious affairs. These updates will make the court experience feel more professional to the public. Further, the carpet is deteriorating to the point that it may become a trip-and-fall hazard, so we need to replace it to make the building safer for the public.

Marion County - Decision Packages

JC-2

FY 2024-25 - Budget Officer Proposed Stage

Title: Mail Services and Dues	Fund: General Fund (100)	Priority: 1
Department: Justice Court	Program: Marion County Justice Court	FTE: 0.00
Type: Enhance Existing - on-going		

	FY 24-25 Budget
RESOURCES	
General Fund Transfers	7,000
TOTAL RESOURCES	7,000
REQUIREMENTS	
Materials and Services	
Contracted Services	6,000
Miscellaneous	1,000
Total Materials and Services	7,000
TOTAL REQUIREMENTS	7,000

Resources - How will the decision package be funded? Will the funding continue in the future? If not, what other funding source is planned?

We propose to use the General Fund now and in the future. However, this project - particularly the mail portion of the project - is a sound investment. Our experience demonstrates that when the court invests in postage for reminder letters and show cause letters, it increases the customers' compliance with paying outstanding fines. Accordingly, this item is somewhat self-funding.

Requirements - Describe and justify the necessary requirements (personnel services, materials & services, capital acquisition, etc.). Will personnel positions be added? If so, are the positions regular or temporary?

The court currently mails 300-450 letters per week. These letters remind clients of upcoming hearings, remind them of ways they can make payment outside the office, and, when clients do not comply with their payment plans, we send them a letter setting up a show cause hearing to determine how we can get them back on track. These letters were newly implemented when Judge Kidd came into office. Our studies at the time demonstrated that the letters increase customers' compliance with their payment obligations. If the budget requires the court to cut mailings because it cannot afford postage, then customer payments will also decrease. Since Judge Kidd has come into office, the USPS has increased postage on 9/29/21; 7/10/22; 1/22/23; 7/9/23; and 1/24/24. This court has not increased its postage budget enough to keep up with the actual cost of postage. Therefore, it is necessary to increase the postage budget. Otherwise, this court will need to cut some of the mailings that keep clients in compliance with their payment obligations. In addition, this court asks for a small increase in the membership dues category. Relevant organizations have increased their dues costs. These organizations help the court to learn best practices from other courts, and they help the court to respond to relevant legislative changes. Therefore, the court asks for a small increase in the dues category to maintain these memberships.

Necessity - Why is this decision package necessary and who will benefit from this decision package?

These changes benefit the clients and the court. As discussed above, the postage helps clients avoid falling out of compliance with their court ordered obligations, and the investment in postage protects incoming general fund dollars. The dues in relevant organizations help the court staff to learn and implement best practices - thereby enhancing customer service and finding operational efficiencies for the court.

Marion County - Decision Packages

JV-1

FY 2024-25 - Budget Officer Proposed Stage

Title: Addition of 2.0 FTE Detention Group Worker 2 Positions	Fund: Juvenile Grants (125)	Priority: 1
Department: Juvenile	Program: Juvenile Youth Services	FTE: 2.00
Type: New Activity - on-going		

	FY 24-25 Budget
RESOURCES	
Charges for Services	229,950
TOTAL RESOURCES	229,950
REQUIREMENTS	
Personnel Services	
Salaries and Wages	114,944
Fringe Benefits	86,166
Total Personnel Services	201,110
Materials and Services	
Supplies	28,840
Total Materials and Services	28,840
TOTAL REQUIREMENTS	229,950

Resources - How will the decision package be funded? Will the funding continue in the future? If not, what other funding source is planned?

This package will be funded through Grant (125) Fund, both now, and in the future. The two new requested FTE will add to the current detention staffing pool to assist in coverage of additional guaranteed beds through a contract with Clackamas County.

Requirements - Describe and justify the necessary requirements (personnel services, materials & services, capital acquisition, etc.). Will personnel positions be added? If so, are the positions regular or temporary?

The addition of two Group Worker 2 positions are necessary to both assist in the additional average daily population and potential over population issues if the need arises due to additional community youth being placed in detention. The two positions are regular positions that are tied specifically to the funding received for the guaranteed bed contract with Clackamas County and will be eliminated if the contact is terminated.

Necessity - Why is this decision package necessary and who will benefit from this decision package?

It is necessary to aid in the addition of youth from the Clackamas County contract. Marion and Clackamas County will benefit from this contract; Clackamas through budgetary challenges and Marion through general fund dollar savings as the positions, when in times when overpopulation is not an issue (current trend), will be additional staff that will not require filling behind and can buffer overtime costs due to sick call outs or staff on leave. These positions will cover those absences without creating any additional overtime or cost burden.

Other - Identify any other factors or information that the Budget Committee should consider.

Numbers overall have been trending upward in detention, but not at any point to a critical level. However, if more intensive cases arise and youth criminality continues to trend upward, the need for additional positions would be required, but at a cost to General Fund. This funding source and addition of positions can help defer some of those costs, as well as, assist with staffing on a temporary basis due to overflow into the currently non staffed unit in detention.

Marion County - Decision Packages

FY 2024-25 - Budget Officer Proposed Stage

Title: General Fund Increase to Base Budget in Materials and Services	Fund: General Fund (100)	Priority: 1
Department: Juvenile	Program: Juvenile Case Management	FTE: 0.00
Type: Enhance Existing - on-going		

	FY 24-25 Budget
RESOURCES	
General Fund Transfers	31,200
TOTAL RESOURCES	31,200
REQUIREMENTS	
Materials and Services	
Supplies	31,200
Total Materials and Services	31,200
TOTAL REQUIREMENTS	31,200

Resources - How will the decision package be funded? Will the funding continue in the future? If not, what other funding source is planned?

The package will be funded through the General Fund and will continue in the future.

Requirements - Describe and justify the necessary requirements (personnel services, materials & services, capital acquisition, etc.). Will personnel positions be added? If so, are the positions regular or temporary?

There has been a consistent cost increase in Materials and Services, specifically for Field, Institutional, and Janitorial supplies over the last several years with the conclusion of the COVID epidemic response. The number of youth served has increased back to pre-COVID levels, however, the cost for supplies and materials has increased at a significantly higher rate than pre-COVID costs. There are no positions that are added to this request.

Necessity - Why is this decision package necessary and who will benefit from this decision package?

The decision package is necessary because the substantial rise in costs puts the department at risk of consistently exceeding our Materials and Services budget on a yearly basis. This package will allow the department to accurately account for rising M&S costs in these areas.

Other - Identify any other factors or information that the Budget Committee should consider.

More resources are not the main factor for this increase, especially since the numbers of youth served is similar to pre-COVID numbers, however, the cost of these resources has risen sharply.

MARION COUNTY FY 2024-25 BUDGET
CAPITAL IMPROVEMENT PROJECTS

OVERVIEW

This section provides an overview of the FY 2024-25 Budget Officer Proposed Capital Improvement Projects (CIP) budget. In order to simplify and consolidate the CIP budget, which includes multiple departments, funds, and program areas, Marion County organizes the CIP budget across four main categories:

- (1) Facilities
- (2) Information Technology
- (3) Other Equipment and Special Projects (Typically equipment purchases that do not fall under Facilities or IT oversight)
- (4) Public Works

The projects presented in this section are organized by the four CIP categories listed above, as well as by status and funding source. A brief project description is also provided. Status and funding source are further defined below.

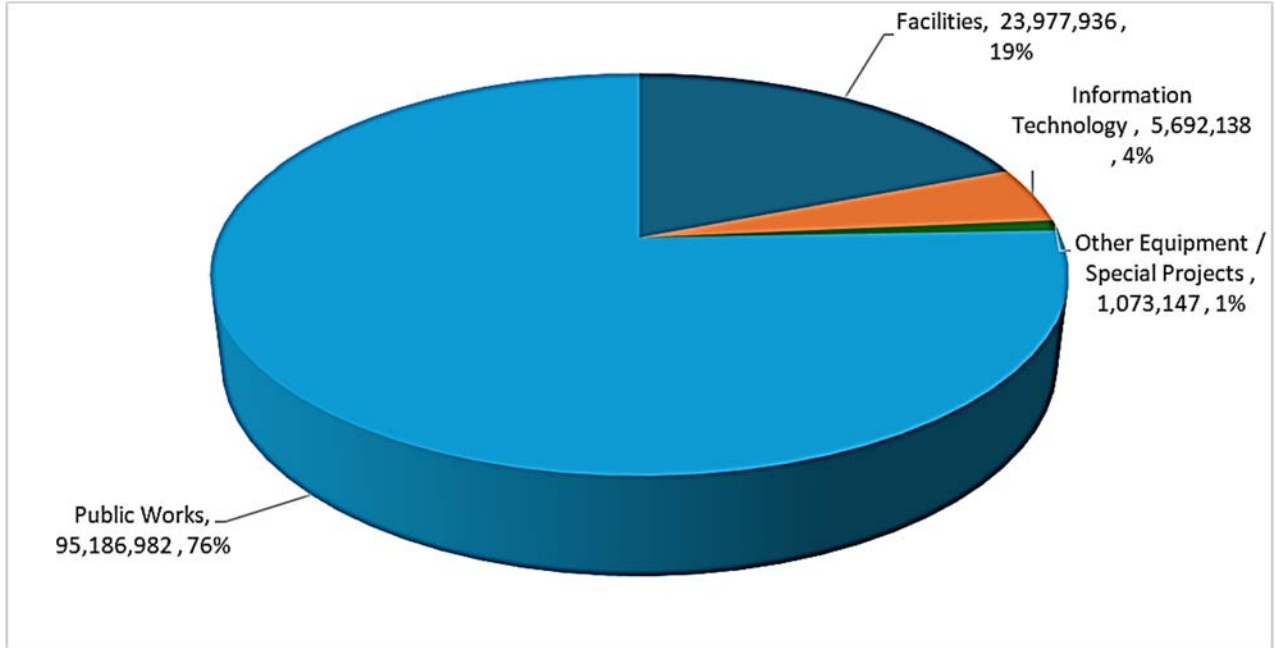
Status – New capital projects have been reviewed by the Budget Team and approved by the Budget Officer for inclusion in the FY 2024-25 Budget Officer Proposed Budget. Carryforward (CF) projects are continuing from the prior fiscal year. For carryforward projects, the remaining balance from the prior year carries forward as Net Working Capital and is appropriated for project completion.

Funding Source - General Fund projects are funded by General Fund resources, either as direct transfers from the General Fund to the fund where the expenditure occurs, debt financing where the General Fund covers the debt service payments, or as unrestricted carryforward resources. Non-General Fund projects are funded without General Fund support. These projects are typically funded using restricted resources, such as Gas Taxes for roads and bridges projects, administrative cost recoveries for capital equipment replacements, or other restricted funding types.

Pie Chart / Table of FY 2024-25 Capital Projects by Category	2
Facilities FY 2024-25 Capital Projects	3
IT FY 2024-25 Capital Projects.....	5
Other Equipment and Special Projects FY 2024-25 Capital Projects.	7
Public Works FY 2024-25 Capital Projects.....	8

MARION COUNTY FY 2024-25 BUDGET
CAPITAL IMPROVEMENT PROJECTS

FY 2024-25 Capital Budget by Category



FY 2024-25 Capital Budget by Funding Source

Category	Funding Source		Total
	General Fund	Non General Fund	
Facilities	17,527,846	6,450,090	23,977,936
Information Technology	2,207,800	3,484,338	5,692,138
Other Equipment / Special Projects	990,192	82,955	1,073,147
Public Works	202,058	94,984,924	95,186,982
Total	20,927,896	105,002,307	125,930,203

MARION COUNTY FY 2024-25 BUDGET
CAPITAL IMPROVEMENT PROJECTS

Facilities Capital Projects FY 24-25					
Status	Project Title	Project Description	Funding Source		Total FY 24-25
			General Fund	Non General Fund	
CF	Cover fascia with aluminum on Public Safety Building	Trim on PSB will need to be repainted at this time.	10,000	-	10,000
CF	HHS Building	New HHS Building	-	467,056	467,056
CF	Juvenile Detention Center - Replace Sallyport Overhead Doors	Replace entrance and exit overhead doors to vehicle sallyport.	66,000	-	66,000
CF	Tenant Improvements for Original Health Building	Perform Tenant Improvements to original Health Building to accommodate staff moving from Beverly Buildings.	-	1,475,582	1,475,582
CF	Jail and Detention Door/Lock Project	Locks and control system must be upgraded for improved security.	931,814	-	931,814
CF	Server Room HVAC Replacement	Upgrades for the HVAC in the Public Works Main Campus IT Server Room.	280,814	-	280,814
CF	SO Evidence Building	SO Evidence Building	6,357,255	-	6,357,255
CF	Juvenile Detention Shower Floors	The shower floors in this unoccupied area are peeling and in disrepair.	70,619	-	70,619
CF	Juvenile Detention Kitchen Air-condition	Split unit air conditioner for kitchen.	73,700	-	73,700
CF	Juvenile Counseling House Waterproofing	Excavate and reseal the exterior walls around the building basement.	26,400	-	26,400
CF	Assessor's Office Remodel	Assessors need 3 offices added to their space for their Supervisors.	104,500	-	104,500
CF	Fresh Start Market Improvements	Replace Fresh Start Market dishwasher, and install a grease trap.	500,049	-	500,049
CF	Transition Ctr. Showers	The wall finishes within the Transition Center showers were installed in 2009 and have deteriorated and are no longer maintainable. In addition, the exhaust fan systems for the shower areas are no longer adequate and need replaced; abatement of the mold growth in the showers is needed, which requires a specialty contractor; replacement of the doors due to hard use; and the shower floors need to be replaced	145,085	-	145,085
CF	HHS Crisis Building Remodel	HHS Behavioral Health Building Remodel	-	2,870,516	2,870,516
CF	Juvenile Detention Coating	The grout and paint are failing and needs to be replaced to prevent further deterioration.	172,040	-	172,040
CF	Jail Intake HVAC	Units are past their life cycle.	115,500	-	115,500
CF	Juv Counseling House Exterior	To prevent further deterioration of building. Siding is rotting, and water is penetrating the building.	78,320	-	78,320
CF	Community Services Remodel	Remodel suite to add offices and make it more efficient.	62,721	-	62,721
CF	Medical Examiner Office Relocations	Relocate the Medical Examiners to the Juvenile Location of 3060 Center St. location to make room for the Health Department staff to move out of the Beverly Building and into the new HHS Building.	737,000	-	737,000
CF	Jail Dpod Recreation Space	Bring the D-Pod unit into accreditation, including doors, cameras, frames and locks.	656,474	-	656,474
CF	Jail Court Annex HVAC	Units have been not working properly since original installation.	820,674	-	820,674
CF	Facilities Modular Space at HHS	A modular was purchased during the 2020 wildfires recovery and is currently located in Sublimity. This project moves the modular to the HHS so that Facilities can use the space for Maintenance and Grounds Supervision offices.	174,000	-	174,000
CF	Chourthouse Parking Structure stabilize, repaint, and deck coating.	The Courthouse parking structure needs stabilization, repainting, and coating to extend and preserve the life of the structure.	3,580,500	-	3,580,500
New	AP Building Recondition	Juvenile AP Building needs to be reconditioned.	529,829	-	529,829
New	Center St. Campus Driveway and Parking	Health and Juvenile Departments are growing and need additional parking. Storm Drains need to be replaced.	100,000	-	100,000
New	Dog Shelter Storage Shed	Dog Shelter is in desperate need for storage space.	-	13,244	13,244

MARION COUNTY FY 2024-25 BUDGET
CAPITAL IMPROVEMENT PROJECTS

Facilities Capital Projects FY 24-25					
Status	Project Title	Project Description	Funding Source		Total FY 24-25
			General Fund	Non General Fund	
New	Health and Human Services Roof Replacement	Replace the flat roof areas at the newly renovated Health Building. The roof was last replaced in 2005, and the last 2 years we have been battling room leaks.	-	1,623,692	1,623,692
New	IT Front Door Card Reader Addition	IT is requesting a card reader system with a lockdown button for security.	11,550	-	11,550
New	Justice Courts Refurbishment	Justice Courts has been in this building for a long time and it is in need of a interior refurbish.	211,644	-	211,644
New	Juvenile Detention Center - Roof Replacement	Original to 2005, roof and roof top units are past life expectancy.	1,224,000	-	1,224,000
New	Replace Jail Kitchen Walk-Ins	All three walk-in's at the jail are old and need replacing.	309,432	-	309,432
New	Replace the Transition Centers Sign	Replace old sign to match PSB and New Evidence signs.	11,000	-	11,000
New	Transition Center Door Upgrade	Replace doors and hardware to better suit the needs.	94,470	-	94,470
New	Jail Campus - Replace Scissor lift.	Replace scissor lift that is outdated and past it's life expectancy.	44,000	-	44,000
New	Tax Office Addition	Add one office for the Tax office staff.	28,456	-	28,456
Facilities Total			17,527,846	6,450,090	23,977,936

MARION COUNTY FY 2024-25 BUDGET
CAPITAL IMPROVEMENT PROJECTS

Other Capital Projects FY 24-25					
Status	Project Title	Project Description	Funding Source		Total FY 24-25
			General Fund	Non General Fund	
CF	Transition Center Clothes Washer	End-of-lifecycle replacement. Replaces the industrial washer at the Transition Center.	20,129	-	20,129
CF	Armored Tactical Vehicle	Marion County SWAT is currently operating two ATV's (Armored Tactical Vehicles) on loan from the federal government through the LESO program. This program can be terminated at any time resulting in the loss of our ATV's. Additionally, the current ATV's were not designed for civilian law enforcement and were designed for the military.	446,778	-	446,778
CF	Jail Clothes Washer	Replacement Washer for the Marion County Jail.	17,820	-	17,820
CF	Jail Clothes Dryer	Replacement Dryer for the Marion County Jail.	10,340	-	10,340
CF	Public Safety VHF Radio	Replaces damaged radio equipment from a September 2023 at the House Mountain Radio tower site.	434,500	-	434,500
New	1 Commercial Dryer	Replacement of equipment that has exceeded its life expectancy, which will cut down on reliability issues and repair costs	21,300	-	21,300
New	1 Industrial Clothing Washer	Replacement of equipment that has exceeded its life expectancy, which will cut down on reliability issues and repair costs	21,175	-	21,175
New	Digital Dental Xray equipment	We currently have older X-ray technology that is used by our contracted on-site Dentist. An upgrade to this system will allow for advanced dental care of our patients.	18,150	-	18,150
New	Sheriff's Office-Rec-Yard Gym Equipment	The new gym equipment will be used to improve livability, benefiting the general population, enhancing activities and programs for those in the custody of the Marion County Jail. Exercise equipment has assisted in cutting down idleness and boredom.	-	71,320	71,320
New	Work Crew Trailer	Replace a worn out work crew trailer. The plan is to replace one trailer per year.	-	11,635	11,635
Other Projects Total			990,192	82,955	1,073,147

MARION COUNTY FY 2024-25 BUDGET
CAPITAL IMPROVEMENT PROJECTS

Information Technology Capital Projects FY 24-25					
Status	Project Title	Project Description	Funding Source		Total FY 24-25
			General Fund	Non General Fund	
CF	Courthouse Security Camera Matrix Replacement	Replace and upgrade the aging security camera matrix that supports the CCTV surveillance system in the Courthouse. This project will be used to replace aging hardware that will allow for future expansion and take advantage of newer technology. The existing system is 20+ years old and replacement parts can no longer be found.	670,990	-	670,990
CF	Enterprise Resource Planning (ERP) Modernization	This project is for assistance to document current Oracle processes and related requirements and to use that information to potentially implement system improvements to address current issues.	500,000	1,500,000	2,000,000
CF	Justice Court Case Management and Recording System	Replace Justice Court Case Management System and paired Document Management System with modernized tools increasing end user productivity and improving public usability.	-	402,637	402,637
CF	Juvenile Pharmacy System Replacement	Procurement of an Electronic Pharmacy & Health Records Mgmt System to replace the complex manual paper process allowing the Juvenile Department to be compliant with ORS 169.076.5c. J	42,830	-	42,830
CF	New DA Case Management System	Procure a Commercial Off the Shelf System (COTS) for replacing the existing Journal Technologies Case Management System prosecutor. The proposed solution is the Karpel Case Management Solution. There is no quote on the COTS system because a procurement process has not been completed yet.	150,000	-	150,000
CF	Risk and Claims Management Information System (RCMIS)	Risk Management of Marion County Business Services Department is seeking a Risk Management Information System (RMIS). Services are intended to assist County staff in tracking, reporting, and analyzing risks and incidents for the County.	-	61,138	61,138
CF	Sheriff's Office Digital Evidence Storage	Marion County Sheriff's Office currently does not have a digital evidence solution to hold all of the different types of evidence submitted to them. Their current practice for any footage sent is to put it on various external drives/discs and store it in evidence.	37,840	-	37,840
CF	DA Case Management Replacement (Old)	Replaces legacy DA case management system.	153,873	-	153,873
CF	Jail Video Surveillance	Replace the existing end-of-life Video Surveillance System with an up to date all-digital Video Surveillance system to meet Federal regulatory requirements (PREA).	70,088	-	70,088
CF	Assessment and Tax Software Upgrade	Completes the upgrade to Helion, the Assessment and Tax Software System.	115,000	-	115,000
CF	Assessor Mobile Assessment App	Enable the Assessor's office with the ability to assess properties in the field using a mobile application.	81,779	-	81,779
CF	Clerk's Office Ballot Sorter	The existing ballot sorter hardware is nearing end of life. In order to provide greater service to the public the ballot sorter computers and monitors for Elections need an upgrade.	4,250	-	4,250
CF	Oracle Server	Lifecycle replacement of the hardware supporting the Oracle E-Business Suite (FIMS) to ensure ongoing operations	-	55,680	55,680
New	Audiovisual Solution for the Justice Court Courtroom	Justice Court courtroom has old disparate audio visual equipment that does not integrate with the speaker system in the courtroom and does not meet the need for virtual court.	105,350	-	105,350
New	County Imagery - Fifth Flight	Every other year County Imagery. Spans two years, pay half each year.	275,800	-	275,800

MARION COUNTY FY 2024-25 BUDGET
CAPITAL IMPROVEMENT PROJECTS

Information Technology Capital Projects FY 24-25					
Status	Project Title	Project Description	Funding Source		Total FY 24-25
			General Fund	Non General Fund	
New	Networking LERP	Replace Enterprise network hardware which includes equipment that support the Local Area Network (LAN), point-to-point, and access points.	-	1,035,084	1,035,084
New	Server LERP	Replaces server hardware that supports the enterprise network.	-	204,819	204,819
New	Surveillance LERP	Maintain surveillance equipment throughout the County	-	112,000	112,000
New	UPS/PDU LERP	To mitigate the impact of power disruptions on the networks, replaces Uninterruptable Power Supply (UPS) and Power Disruption Units (PDU) at various locations across the county's enterprise network.	-	112,980	112,980
IT Total			2,207,800	3,484,338	5,692,138

MARION COUNTY FY 2024-25 BUDGET
CAPITAL IMPROVEMENT PROJECTS

Public Works Capital Projects FY 24-25					
Status	Project Title	Project Description	Funding Source		Total FY 24-25
			General Fund	Non General Fund	
CF	10 Yard Dump Truck Snow Plow, Sander, w/ Wet Kit	Carry Forward due to delays from Manufacture	-	332,000	332,000
CF	2nd of 3 years of replacing DAS vehicles - 12 vehicles	2nd of 3 years of replacing DAS vehicles - 12 vehicles	-	336,336	336,336
CF	3024 Material Handler	Purchase of CAT 3024 Material Handler	-	600,000	600,000
CF	3rd Street Bridge #6207A (Butte Ck-Scotts Mills) Replacement	Replace the bridge located on a horiz	-	1,201,750	1,201,750
CF	Alternative Program F550 Crew Cab Truck with Dump Bed	Carry Forward due to delays from Manufacture	44,110	-	44,110
CF	ARTS Cascade Hy Safety Improvements	This project entails assessing and installing curve related signing and delineation that meet current federal requirements and shoulder rumble strips on Cascade Hy based on higher than expected crash rates for fatal and serious injury crashes.	-	20,000	20,000
CF	ARTS Curve Signing	This project entails assessing and installing curve related signing and delineation that meet current federal requirements on key county facilities based on higher than expected crash rates for fatal and serious injury crashes.	-	183,250	183,250
CF	ARTS Ehlen & Butteville Roundabout	This project will construct a roundabout to improved safety and traffic flow at the intersection of Ehlen and Butteville roads. The intersection was selected based on higher than expected crash rates for fatal and serious injury crashes.	-	455,750	455,750
CF	ARTS Howell Prairie Safety Improvements	This project entails assessing and installing curve related signing and delineation that meet current federal requirements on Howell Prairie Rd based on higher than expected crash rates for fatal and serious injury crashes.	-	23,000	23,000
CF	ARTS McKay Corridor Improvements	This project entails assessing and installing curve related signing and delineation that meet current federal requirements.	-	80,250	80,250
CF	ARTS River Rd- Fr Prairie Rd Centerline Rumble Strips	This project entails installing centerline rumble strips on River Rd NE and French Prairie Rd NE based on higher than expected crash rates for fatal and serious injury crashes.	-	12,750	12,750
CF	Asset Management System (including Dispatch Log)	Acquisition of a modern integrated asset management system to replace multiple legacy asset systems that are not meeting the business needs of the department.	-	220,000	220,000
CF	Aumsville Site - Bldg 1 Roof Replacement	Replace Bldg 1 roof	-	26,400	26,400
CF	Auto Grader Controls	Carry Forward due to delays from Manufacture	-	16,800	16,800
CF	Bank Stabilization (Stormwater) - Silverton-Sandringham	Stabilize banks within East Salem. Reduce risk of bank failure along stormwater channels.	-	5,000	5,000
CF	Bear Creek Park Restoration	Bear Creek Park Restoration	-	674,572	674,572
CF	Bldg 1 expansion	Expansion to Building 1 for customer facing and more room for staff	-	1,000,000	1,000,000
CF	Bldg 1 Water Heater Replacement	Replace water heater	-	35,360	35,360
CF	Bldg 4 water maze replacement	Replace water maze for vehicle wash station	-	57,750	57,750
CF	Brooks Water - Design & Build	Brooks Water - Design & Build	-	8,200,000	8,200,000

MARION COUNTY FY 2024-25 BUDGET
CAPITAL IMPROVEMENT PROJECTS

Public Works Capital Projects FY 24-25					
Status	Project Title	Project Description	Funding Source		Total FY 24-25
			General Fund	Non General Fund	
CF	BV Ferry Operational Improvements	Marion County ferries receive federal ferry funds under the Ferry Boat Formula program. This project will consist of catwalk work at the BV Ferry Polk Cty tower.	-	154,500	154,500
CF	Center St- N Side Urban Upgrade	Design and construction of urban improvements on Center Street NE between Lancaster Drive and Yellow Bird Lane (just east of 45th Place NE). requested. Additional request is due to post-covid construction costs.	-	598,250	598,250
CF	Class 8 Dump Truck with Plow and Sander	Carry Forward due to delays from Manufacture	-	25,097	25,097
CF	Concrete Bridge Deck Polymer Overlays	Treating county bridges' concrete decks wearing surfaces with specialized polymer aggregate overlay to extend the life of the bridges. This is year 6 of a 7 year project. Extends bridge life.	-	79,984	79,984
CF	Connecticut Ave W Side Urban Upgrade	Design and construction of bicycle and ADA compliant pedestrian facilities along Connecticut Avenue between Macleay Road/Pennsylvania Avenue and Rickey Street/Macleay Road.	-	692,250	692,250
CF	Delaney Rd Bridge Replacement and Realignment	Replace the bridge with a new structure. The bridge will be on a new southwesterly alignment that will require a longer structure but that will allow a safer intersection configuration as Battlecreek Rd will be 'teed' into Delaney Rd.	-	131,500	131,500
CF	Detroit-Idanha Sewer System Project	Detroit-Idanha Sewer System Project	-	4,975,000	4,975,000
CF	Electric Gate at Brown's Island	Electric Gate at Brown's Island	-	75,000	75,000
CF	Ferry Billing System Replacement	Ferry Billing System Replacement	-	220,000	220,000
CF	Flare Replacement	Flare Replacement	-	467,500	467,500
CF	French Prairie Road: Champoeg Crk Bridge	Replace bridge on current alignment with a new structure meeting current AASHTO standards.	-	457,000	457,000
CF	FY21-22 Annual Light Duty Fleet Replacement	Carry Forward due to delays from Manufacture	-	60,000	60,000
CF	FY22-23 Annual Light Duty Fleet Replacement	Carry Forward due to delays from Manufacture	-	252,000	252,000
CF	FY23-24 Annual Light Duty Fleet Replacement	Carry Forward due to delays from Manufacture	-	702,500	702,500
CF	House Mountain Generator Fire Recovery	Replacement for damaged elements	-	80,000	80,000
CF	HVAC Replacement	Replace HVAC system	-	31,625	31,625
CF	Large Culvert Replacement	Remove and replace a large culvert selected either because of a failure or known poor condition and reconstruct the roadway above.	-	5,000	5,000
CF	Lebrun Rd Realignment (Port of Willamette) ARPA	Asphalt overlay and shoulder rock following realignment by the Port of Willamette.	-	730,000	730,000
CF	Marion County Radio System Design & Build	Marion County Radio System Design & Build	-	11,460,000	11,460,000
CF	Mill City - Gates Sewer System Project	Mill City - Gates Sewer System Project	-	20,000,000	20,000,000
CF	Minto Park Development	Minto Park Development	-	74,000	74,000
CF	New TS / Campus	New TS / Campus Design	-	1,500,000	1,500,000
CF	Niagara Park Development	Niagara Park Development	-	70,000	70,000
CF	North Fork Guardrail - FLAP	This project consists of constructing a total of approximately 5,350 feet of guardrail and shoulder where needed at six locations along North Fork Road SE.	-	4,500	4,500

MARION COUNTY FY 2024-25 BUDGET
CAPITAL IMPROVEMENT PROJECTS

Public Works Capital Projects FY 24-25					
Status	Project Title	Project Description	Funding Source		Total FY 24-25
			General Fund	Non General Fund	
CF	North Fork Park Restorations	North Fork Park Restorations	-	275,000	275,000
CF	North Marion Generator Back-up for Leachate	North Marion Generator Back-up	-	20,460	20,460
CF	North Marion Lift Station Refurbishment	North Marion Lift Station Refurbishment	-	176,000	176,000
CF	Nusom Road Scour Repair	Stabilize the failing bank of Abiqua Creek along Nusom Road with large boulders and logs.	-	11,000	11,000
CF	Parkdale Park Improvement (ARPA)	Parkdale Park Improvement (ARPA)	-	280,000	280,000
CF	Parkdale Wetland Detention and Wetland	Plan, Permit, and Construct new wetland and detention at Parkdale Park	-	180,000	180,000
CF	Public Works Radio System	(blank)	-	750,000	750,000
CF	Purchase Land for Future Transfer Station	Purchase Land for Future Transfer Station	-	10,000,000	10,000,000
CF	Replace SH2047 - Totaled in Vehicle Accident	Carry Forward due to delays from Manufacture	19,028	53,022	72,050
CF	Replace SH2128 - Totaled in Vehicle Accident	Carry Forward due to delays from Manufacture	24,811	47,239	72,050
CF	River Rd S 5789A (Indep Bridge) Loading Improvements	Make needed structural repairs to raise the recently restricted load limit.	-	725,750	725,750
CF	Salmon Falls Park Restoration	Salmon Falls Park Restoration	-	400,000	400,000
CF	Selby-Bramble Bank Stabilization (Stormwater)	Stabilize banks within East Salem. Reduce risk of bank failure along stormwater channels.	-	126,126	126,126
CF	Silverton Rd Left Turn Refuge at Desart	This project will be to construct a left turn refuge on Silverton Road at Desart Road using federal safety funds.	-	327,750	327,750
CF	Sinker Creek Bridge Replacement	Replace the Sinker Creek Bridge that was destroyed in the Beachie Creek Fire. This is a HB5202 project.	-	113,250	113,250
CF	SO SUV LEAD Vehicle	Carry Forward due to delays from Manufacture	20,609	-	20,609
CF	Solid Waste Management System (SWMS) (formerly ES Gates)	Env. Svcs Gate system and SWB replacement software.	-	122,100	122,100
CF	SRTS-Auburn Elementary	This Safe Routes to School project involves constructing a Center Street crossing west of Citation Drive with enhanced safety measures including RRFBs, street lights, high visibility signing and striping. Will be constructed with 19-034.	-	7,000	7,000
CF	Tile Flusher Vaccoon Truck	Carry Forward due to delays from Manufacture	-	651,000	651,000
CF	Tractor w/Brush Cutter Attachment	Carry Forward due to delays from Manufacture	-	230,000	230,000
CF	Trailer	On Going Project	-	130,000	130,000
CF	Water Truck	Water truck for Brown's Island	-	243,662	243,662
CF	Wheatland Ferry Improvements Phase 3A	Marion County ferries receive federal ferry funds under the Ferry Boat Formula program.	-	131,500	131,500
CF	North Fork Rd Omnibus Improvements Project	This project consists of constructing corridor access management improvements. We anticipate partnering with US Forest Service and BLM to construct and staff kiosks to control the number of recreational visitors and parking on the corridor.	-	134,000	134,000
Modifie	Central St (Gates) Urban Improvements	Design and construction of sidewalk and ornamental street lighting on Central St in Gates.	-	99,250	99,250
Modifie	Hayesville Dr: Portland - Fuhrer Urban Upgrades	Complete urban improvements on Hayesville Dr from Portland Rd to the Salem city limits near Stephens Middle School.	-	878,000	878,000
Modifie	Hazelgreen Bridge 05387 Replacement	Replace the bridge on the existing alignment, detouring traffic to minimize total project costs.	-	3,955,000	3,955,000

MARION COUNTY FY 2024-25 BUDGET
CAPITAL IMPROVEMENT PROJECTS

Public Works Capital Projects FY 24-25					
Status	Project Title	Project Description	Funding Source		Total FY 24-25
			General Fund	Non General Fund	
Modifie	McKay Rd ARPA Safety Improvements	This ARPA Project will consist of the design and construction of intermittent safety improvements (traffic separation) along McKay Road NE from OR 219 (River Road NE) easterly to a point to be determined between French Prairie Road NE and Case Road NE.	-	731,000	731,000
Modifie	Meridian Road Bridge #2504A (Abiqua Ck) Repair	Rehabilitate the bridge by constructing scour repair at the abutments and piers, and installing approach rails.	-	1,160,500	1,160,500
Modifie	Mill Creek Bridge 01505 Replacement	Replace Mill Creek Br #1505 on it's current alignment with a structure that meets current standards	-	313,750	313,750
Modifie	North Fork Road Slide #2 Repair	Repair slide area #2 on North Fork Rd. The slide requires a combination of French and horizontal drains, and construction of an imported rock shear-key buttress at the toe of the slide.	-	2,087,750	2,087,750
Modifie	Rambler Bridge 05419A Rehabilitation	Rehabilitate the bridge by replacing the rotting timber decking system and installing a new deck membrane, ACWS and deck joints to protect the timber girders and pile caps.	-	4,026,250	4,026,250
Modifie	Sorbin Av Bridge Repair-Rehab	Construct repairs to the Sorbin Av bridge in the areas that are failing to avoid replacement before it is absolutely necessary.	-	307,500	307,500
Modifie	SRTS-Four Corners Elementary	This Safe Routes to School project involves constructing ramps and sidewalk on Elma Av as well as a State Street crossing with enhanced safety measures including RRFBs, high visibility signing and striping.	-	276,750	276,750
Modifie	State St - 4106 to 46th Av Urban Upgrade	Design and construction of urban improvements on State Street between 4106 State St and 46th Avenue. The project will construct widening of the street to a three-lane section, along with sidewalk and bicycle lanes.	-	222,500	222,500
New	1 Ton Truck w/ Dump Bed	This purchase is for the replacement of 0PW719, a 20 year old 1 ton dump truck, which has exceeded its useful life-cycle.	-	94,600	94,600
New	10 YD Dump Truck w/ Plow Bumper, Sander Control & Pre-Wet System	This purchase is for the replacement of 0PW536, a 23 year old dump truck, which has exceeded its useful life-cycle.	-	335,500	335,500
New	50 Inch Brushcutter Flail Head w/Boom Adapter	This purchase is for the replacement of SE222, a 4 year old brush cutter flail head, which is worn out beyond its useful life-cycle.	-	17,600	17,600
New	Advisory Curve Signing	This project will involve assessing and installing curve related signing and delineation meeting current federal requirements on county facilities.	-	250,000	250,000
New	Annual Light Duty Fleet Replacement	13 light duty vehicles are scheduled for replacement in FY24-25. Light duty vehicles are being replaced based on several key indicators including age, mileage, maintenance costs and reliability.	-	807,572	807,572
New	Ash Monofill Closure Design	Re-design of existing ash monofill fill plan to begin process of monofill closure.	-	240,000	240,000
New	Browns Island Generator Back-up	Browns Island Generator Back-up	-	11,374	11,374
New	Brown's Island Landfill Closure Design	Re-design of existing Construction and Demolition landfill fill plan to begin process of landfill closure.	-	240,000	240,000
New	Building 2 Used Oil and Used Coolant Containment System	The Current Used Oil and Used Coolant Storage Containers in Building 2 of the Public Works Campus are greatly aged and as a result of the need of dispensing used oil.	-	16,500	16,500

MARION COUNTY FY 2024-25 BUDGET
CAPITAL IMPROVEMENT PROJECTS

Public Works Capital Projects FY 24-25					
Status	Project Title	Project Description	Funding Source		Total FY 24-25
			General Fund	Non General Fund	
New	Building 3 Used Oil and Used Coolant Containment System	There is current no Used Oil and Used Coolant Storage Containers in Building 3 of the Public Works Campus.	-	10,450	10,450
New	Driver Feedback Signs	Driver Feedback Signs to be moved around the County as needed will remind drivers of their speed and increase caution.	-	18,000	18,000
New	F450 4x4 Truck w/Dump Bed, Snow Plow & Sander	This purchase is for the replacement of PW9902, a 25 year old dump truck with a sander and plow combination, which has exceeded its useful life-cycle.	-	99,990	99,990
New	F450 Bridge crew Crummy Truck Replacement	This purchase is for the replacement of PW1257, a 12 year old utility truck, used for countywide bridge crew maintenance. The truck has exceeded its useful life-cycle.	-	134,750	134,750
New	Guardrail Improvements	Construct or replace guardrail at various locations throughout the County where current standards are not met.	-	150,000	150,000
New	Leaf/Debris Vacuum	This unit is a self-contained vacuum leaf/debris collector. The vacuum assembly and hopper are mounted on a towable trailer.	93,500	-	93,500
New	NMTS Concrete Repair	Repair of lower deck concrete	-	264,000	264,000
New	Nusom Bridge Approach Improvement	Remove and replace the east approach slab, correct the approach grade, and install approach guardrail.	-	175,000	175,000
New	Pavement Preservation Program (Resurfacing)	Resurface 15 to 20 miles of County roadway. Perform pavement preservation work on various County roads by overlaying, inlaying, or slurry sealing.	-	4,000,000	4,000,000
New	Pedestrian Enhancements Program	Add signing, signals, crossings, etc to improve safety per pedestrian study recommendations. Annual program.	-	100,000	100,000
New	Public Works Salem Fuel Site Improvements and Upgrade	This site improvement would be to replace (3) 26 year old fuel pump dispensers. Due to the age of this system the majority of parts have been increasingly difficult to source and manufacturer's technical support has been non-existent for 5 years.	-	244,200	244,200
New	Purchase New Fleet System Software	The county fleet system is a proprietary built work order system that records and stores all county vehicle equipment maintenance records. It has a number of issues that require significant IT resources support to keep it maintained.	-	240,000	240,000
New	Purchase New Traffic Safety Management System	This work is currently time-intensive to be done by hand and we have to be selective on how many locations we can analyze, whereas this program would perform these analyses countywide and will allow staff to work on other traffic safety needs.	-	95,200	95,200
New	PW Building #13 Roof Replacement	Skylights on roof have been leaking and no longer can be repaired.	-	226,600	226,600
New	School Flasher Installations & Upgrades	Install or update school flasher at multiple locations annually.	-	40,000	40,000
New	Service Monitor	Our current Service Monitor estimated at approximately 30 years of age failed this year and is in need of replacement.	-	48,400	48,400
New	Service Truck Trailer	With the growth in tools and equipment needed to keep up with the demand of services, maintenances, diagnostics, and repairs away from the Main Fleet Shop our Service Trucks are exceeding there weight capacities attempting to carrying it all.	-	27,500	27,500

MARION COUNTY FY 2024-25 BUDGET
CAPITAL IMPROVEMENT PROJECTS

Public Works Capital Projects FY 24-25					
Status	Project Title	Project Description	Funding Source		Total FY 24-25
			General Fund	Non General Fund	
New	Sidewalk- ADA Program	Construction of small sidewalk segments and other pedestrian facilities.	-	300,000	300,000
New	Street Lighting Improvement Program	Install street lighting in select locations as dictated by pedestrian use and safety.	-	20,000	20,000
New	Tractor w/ Rear & Side Mower	This purchase is for the replacement of OPW435, which is a 19 year old tractor and mower, that has exceeded its useful life-cycle	-	278,300	278,300
New	Traffic Signal Upgrades	Make upgrades, repairs and improvements to existing traffic control signals owned by Marion County.	-	100,000	100,000
New	Two Line Truck Mounted Readerboard	This purchase is for the replacement of SE202, a 19 year old Readerboard, which has exceeded its useful life-cycle.	-	19,800	19,800
New	Two Line Truck Mounted Readerboard	This purchase is for the replacement of SE199, a 17 year old Readerboard, which has exceeded its useful life-cycle.	-	19,800	19,800
New	Wheatland Ferry Operational Improvements	Marion County ferries receive federal ferry funds under the Ferry Boat Formula program.	-	214,500	214,500
New	Wilco Bridge Repairs	Remove and replace the deck, install approach guardrail, and repave the bridge deck.	-	2,500	2,500
New	XL4100 Gradall	This purchase is for the replacement of OPW450, a 23 year old XL4100 Gradall, which has exceeded its useful life-cycle.	-	623,005	623,005
Public Works Total			202,058	94,984,924	95,186,982