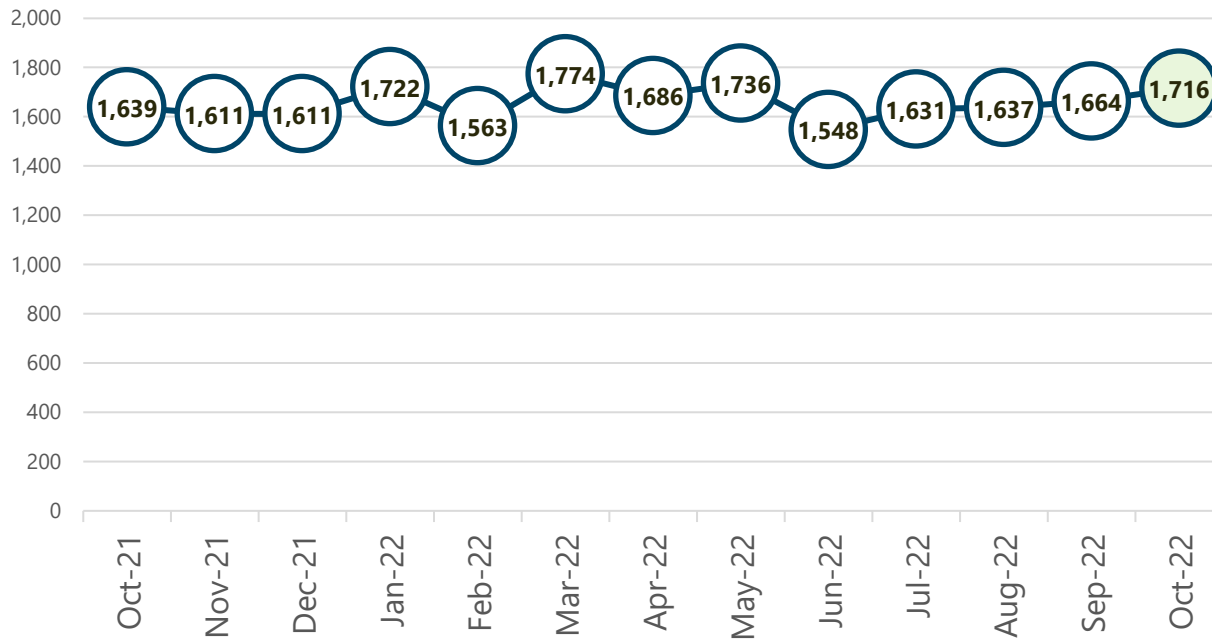


# EAST SALEM SERVICE DISTRICT (ESSD)

October 2022



## Calls for Service by Month



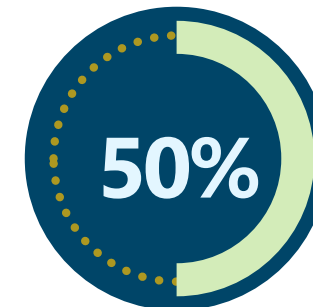
## Total Calls for Service

In October 2022, there were 1,716 calls for service in the East Salem Service District (ESSD). This represents 31% of all calls for service in Marion County.

From November 2021 – October 2022, there were 19,896 total calls for service in ESSD, a **4% increase** compared to November 2020 – October 2021.

## Monthly Cases

The 1,716 calls for service in ESSD generated 358 case numbers in October, **50% of all Marion County Sheriff's Office cases.**

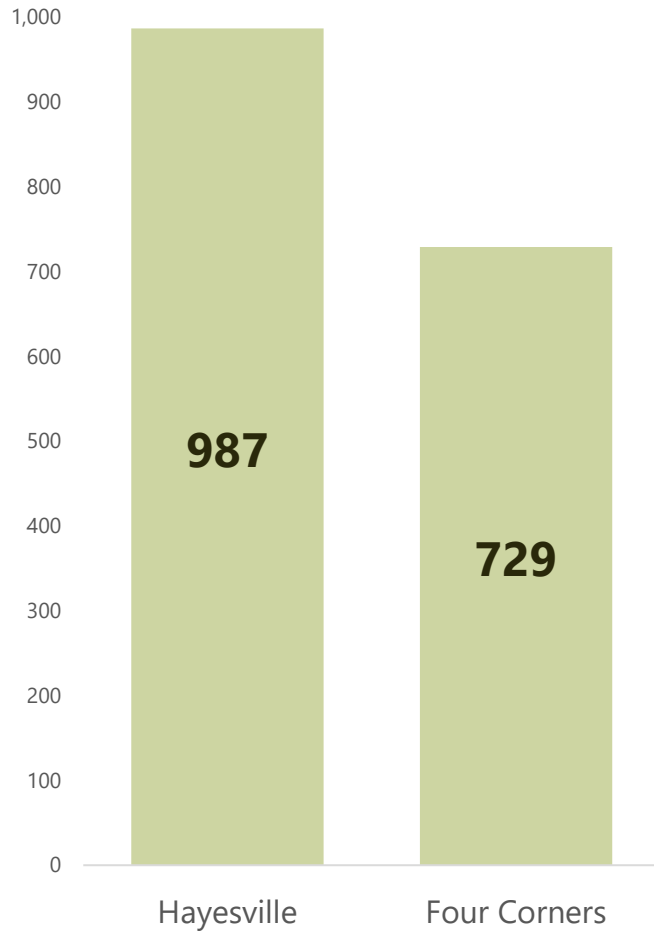


# EAST SALEM SERVICE DISTRICT (ESSD)

October 2022



## Calls for Service by Neighborhood



## Calls for Service by Neighborhood

In October 2022, there were 1,716 calls for service in the East Salem Service District (ESSD).

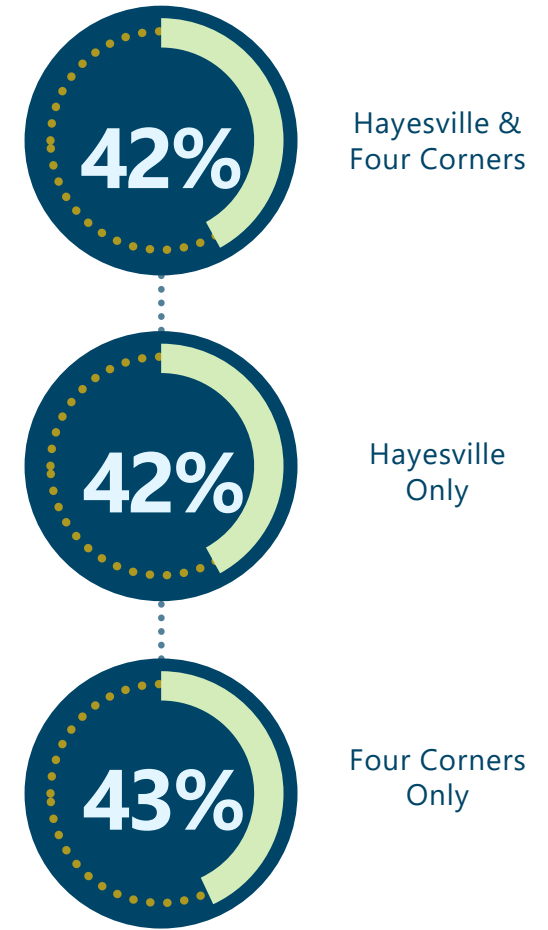
Of those 1,716 calls for service, **987 (58%) were from Hayesville** and **729 (42%) were from Four Corners**.

The communities of Hayesville and Four Corners have many of the characteristics and defined boundaries that make them similar to incorporated cities. To better serve these communities, Marion County established a public safety fee within the East Salem Service District, which funds ten patrol deputies specific to the ESSD area.

In October 2022, **42% of calls for service were responded to by deputies specifically assigned to ESSD**.

The ten deputies assigned to ESSD spend most of their time responding to calls located within the service district; 82% of the calls they responded to were in ESSD.

## Percentage of Calls Responded to by ESSD Deputies

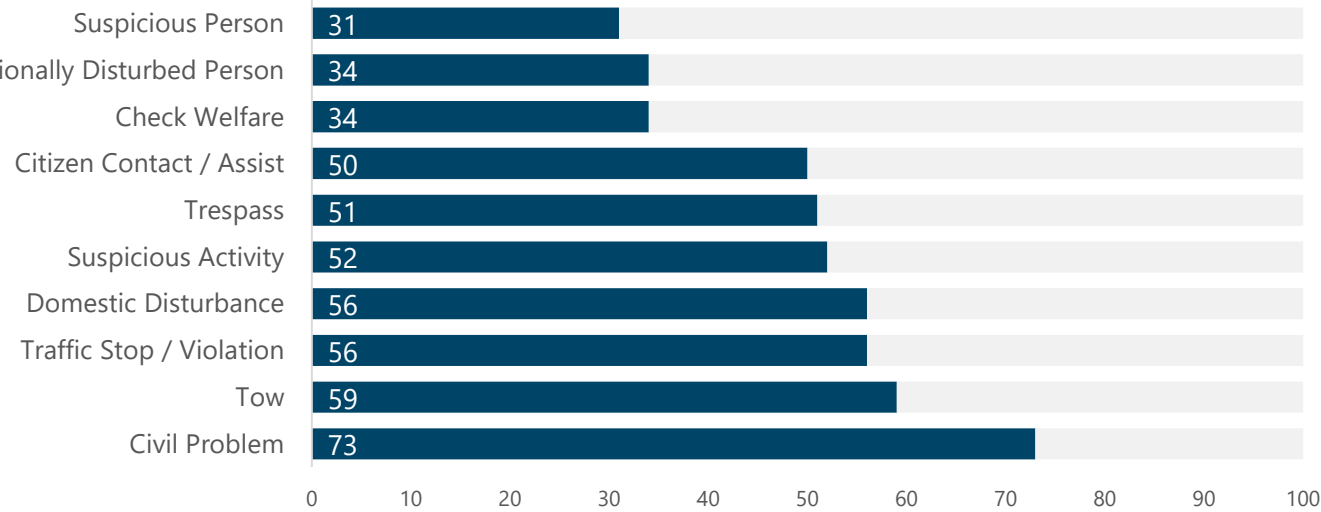


# EAST SALEM SERVICE DISTRICT (ESSD)

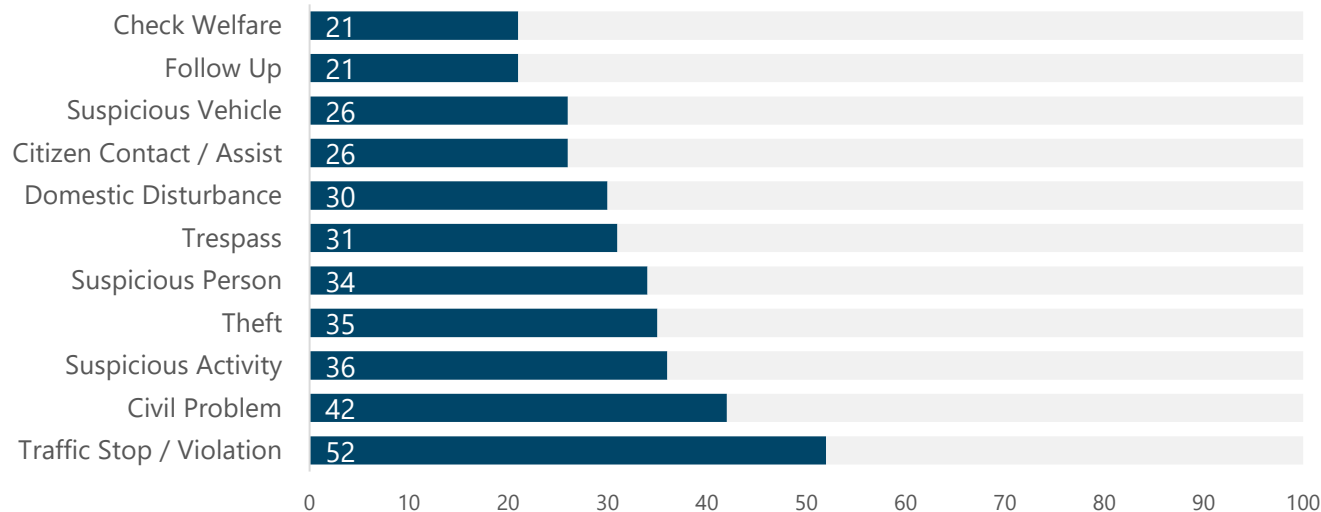
October 2022



## Top Calls for Service - Hayesville



## Top Calls for Service – Four Corners



## Top Calls for Service

While there were 1,716 total calls for service in ESSD in October, some calls for service occur more frequently than others.

The top calls for service in Hayesville and Four Corners are displayed to the left.

**These calls account for 50% of all October 2022 calls for service in ESSD.**

# EAST SALEM SERVICE DISTRICT (ESSD)



October 2022

## Call Priority

When someone calls the Sheriff's Office for service, dispatch will obtain details about the event occurring and assign priority to each call.

**Priority 1** – Event in progress

**Priority 2** – Event no longer in progress, but occurred recently

**Priority 3** – Event no longer in progress, did not occur recently

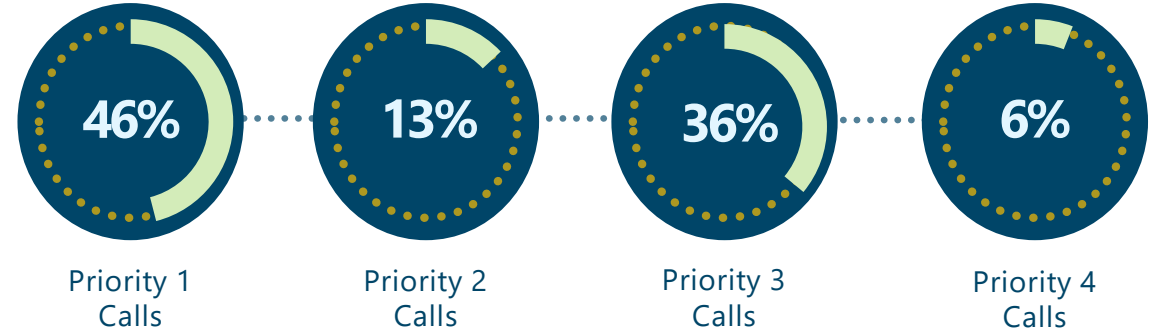
**Priority 4** – Follow up

When there are multiple calls for service, deputies utilize call priority to determine where to respond first.

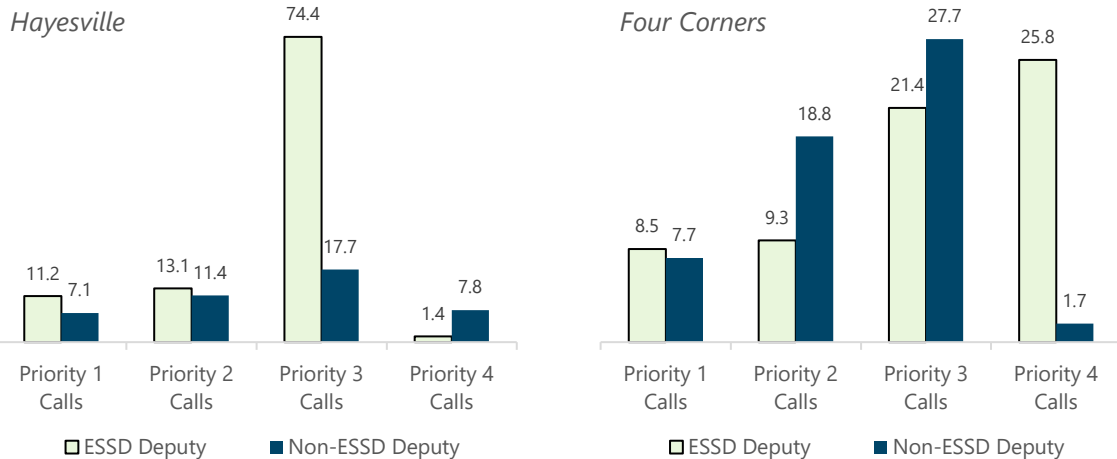
## Arrival Time

Arrival time is the amount of time it takes for a deputy to arrive after accepting a call from dispatch. Call priority significantly impacts arrival time, as deputies will respond to higher priority calls first. The average arrival time in October 2022 (regardless of call priority) was 18 minutes.

## Priority of Calls for Service in ESSD



## Average Arrival Time in Minutes (excluding traffic violations)



## Average Call Length in Minutes (excluding traffic violations)

