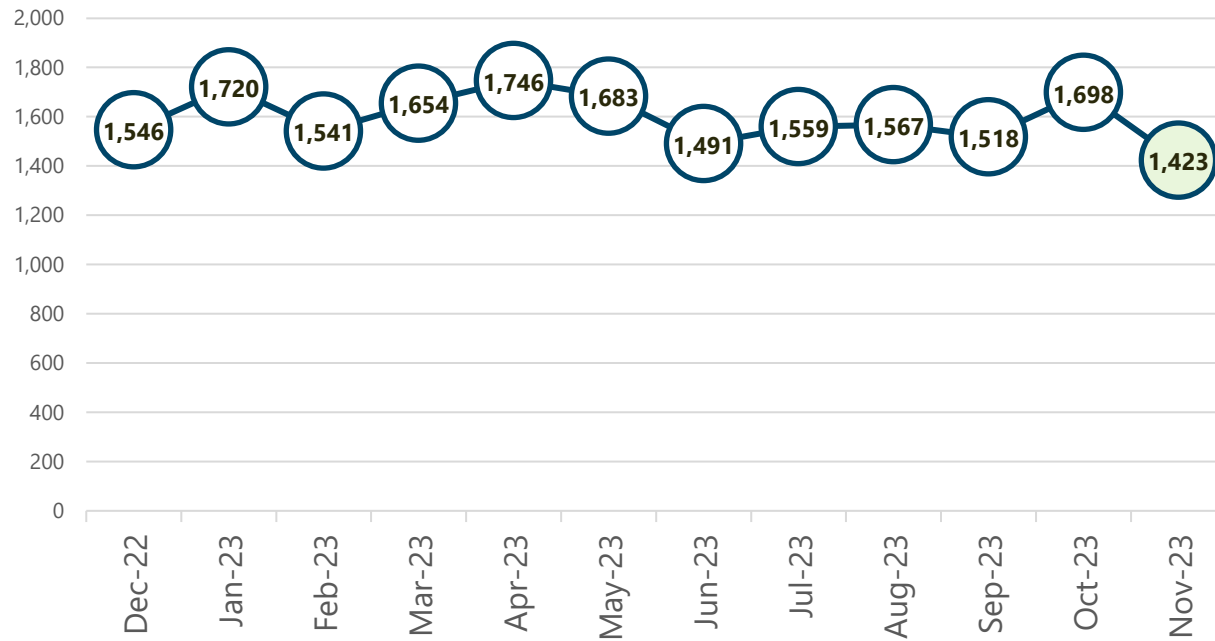


# EAST SALEM SERVICE DISTRICT (ESSD)

November 2023



## Calls for Service by Month



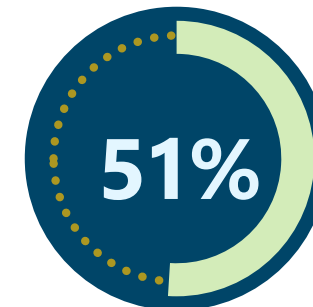
## Total Calls for Service

In November 2023, there were 1,423 calls for service in the East Salem Service District (ESSD). This represents 39% of all calls for service in Marion County.

From December 2022 – November 2023, there were 19,146 total calls for service in ESSD, a 3% decrease compared to December 2021 – November 2022.

## Monthly Cases

The 1,423 calls for service in ESSD generated 199 case numbers in November, **51% of all Marion County Sheriff's Office cases.**

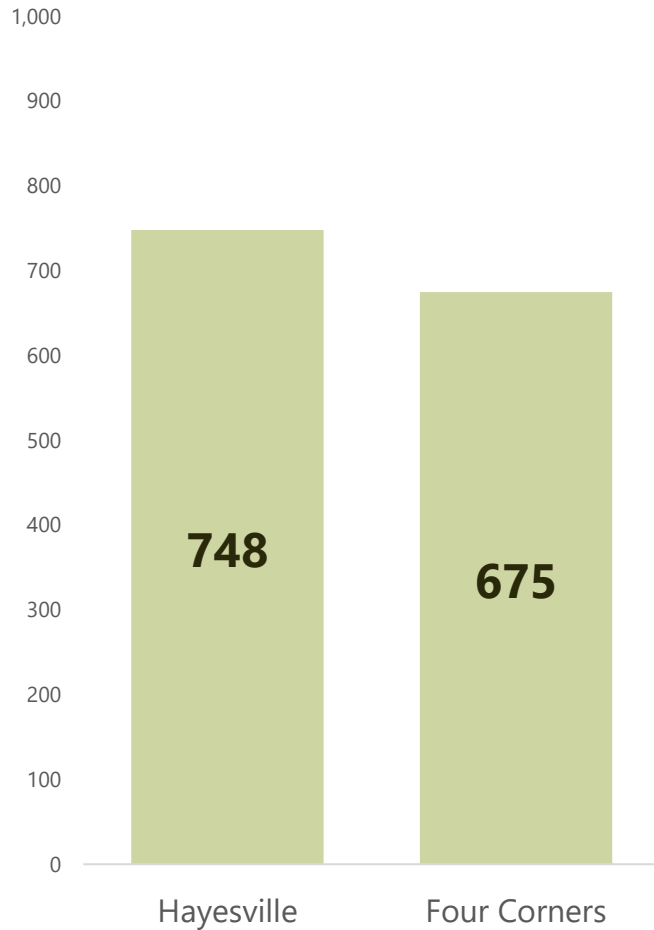


# EAST SALEM SERVICE DISTRICT (ESSD)

November 2023



## Calls for Service by Neighborhood



## Calls for Service by Neighborhood

In November 2023, there were 1,423 calls for service in the East Salem Service District (ESSD).

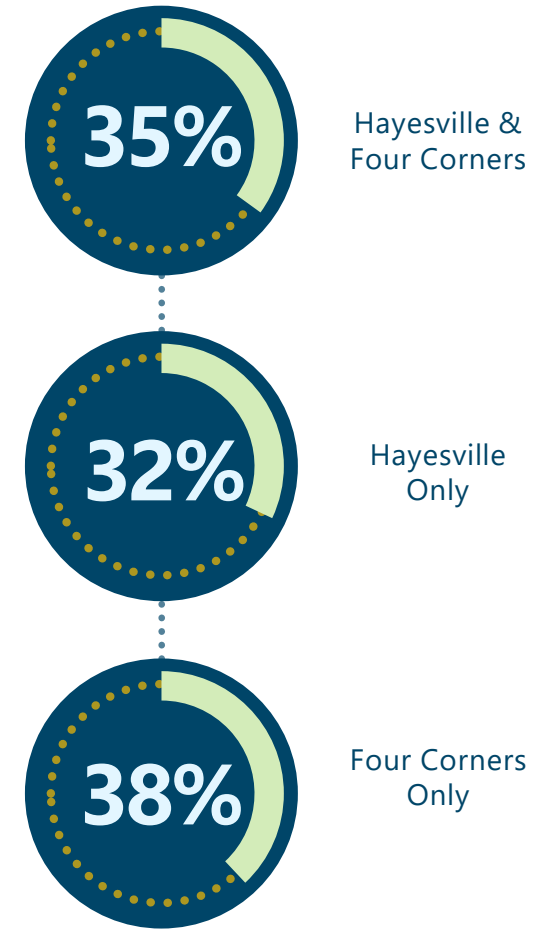
Of those 1,423 calls for service, **748 (53%) were from Hayesville** and **675 (47%) were from Four Corners**.

The communities of Hayesville and Four Corners have many of the characteristics and defined boundaries that make them similar to incorporated cities. To better serve these communities, Marion County established a public safety fee within the East Salem Service District, which funds ten patrol deputies specific to the ESSD area.

In November 2023, **35% of calls for service were responded to by deputies specifically assigned to ESSD**.

The ten deputies assigned to ESSD spend most of their time responding to calls located within the service district; 75% of the calls they responded to were in ESSD.

## Percentage of Calls Responded to by ESSD Deputies

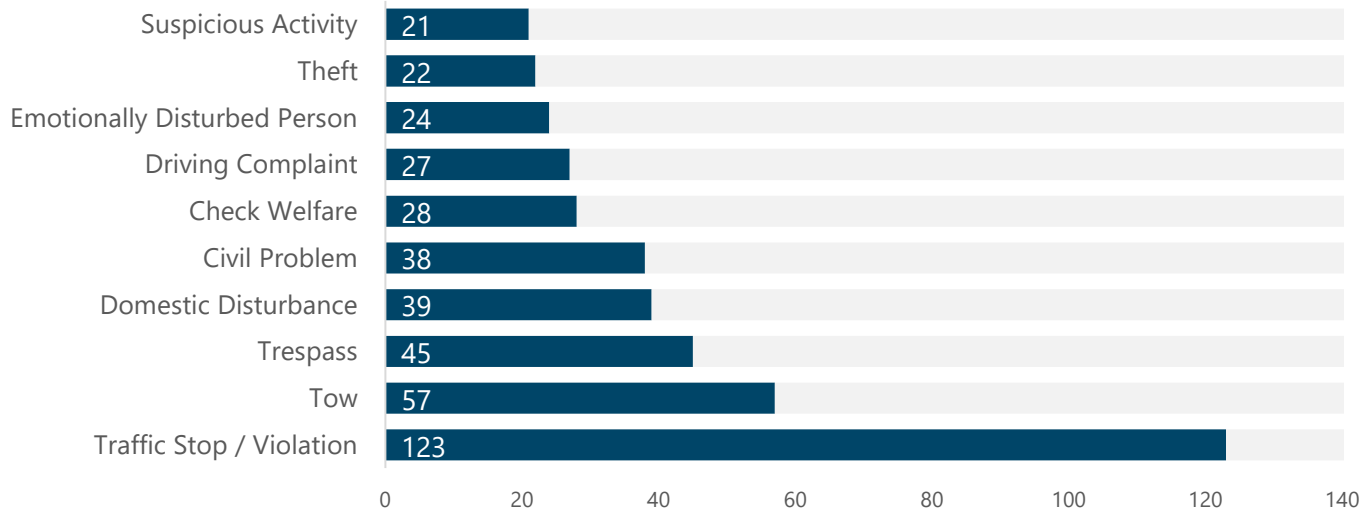


# EAST SALEM SERVICE DISTRICT (ESSD)

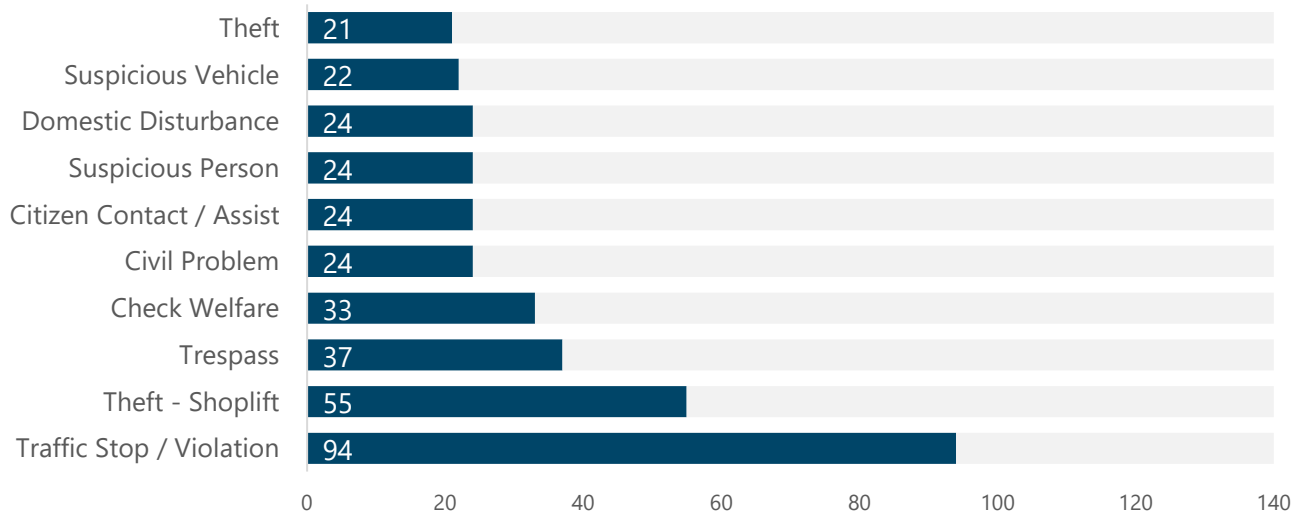
November 2023



## Top Calls for Service - Hayesville



## Top Calls for Service – Four Corners



## Top Calls for Service

While there were 1,423 total calls for service in ESSD in November, some calls for service occur more frequently than others.

The top calls for service in Hayesville and Four Corners are displayed to the left.

**These calls account for 55% of all November 2023 calls for service in ESSD.**

# EAST SALEM SERVICE DISTRICT (ESSD)

November 2023



## Call Priority

When someone calls the Sheriff's Office for service, dispatch will obtain details about the event occurring and assign priority to each call.

**Priority 1** – Event in progress

**Priority 2** – Event no longer in progress, but occurred recently

**Priority 3** – Event no longer in progress, did not occur recently

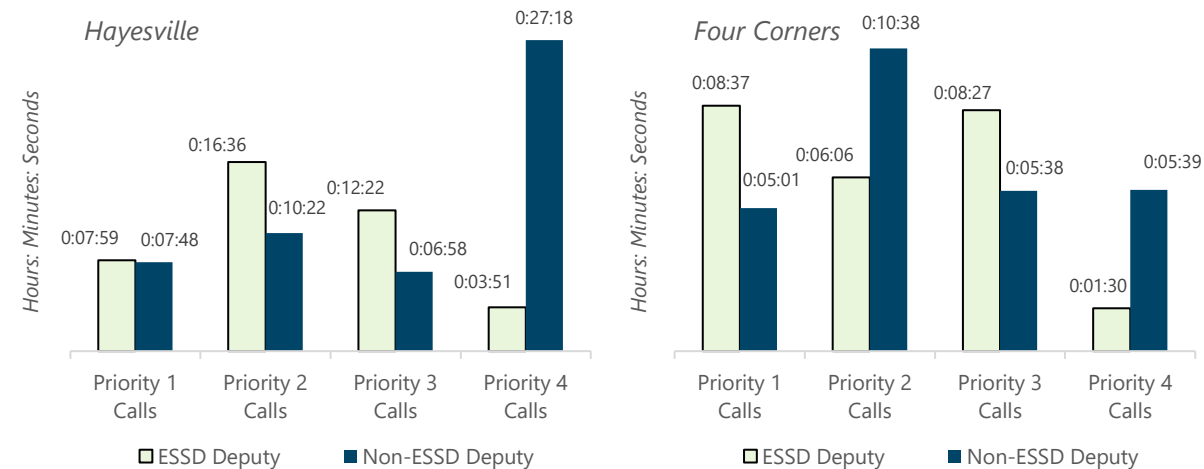
**Priority 4** – Follow up

When there are multiple calls for service, deputies utilize call priority to determine where to respond first.

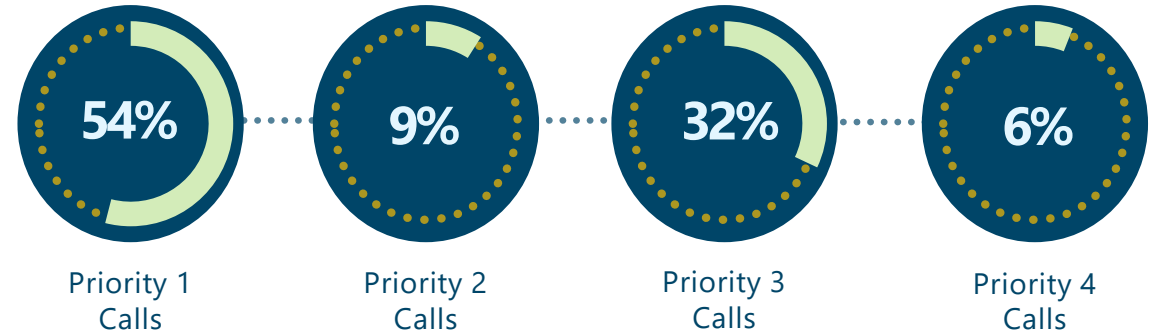
## Arrival Time

Arrival time is the amount of time it takes for a deputy to arrive after accepting a call from dispatch. Call priority significantly impacts arrival time, as deputies will respond to higher priority calls first. The average arrival time in November 2023 (regardless of call priority) was 9 minutes.

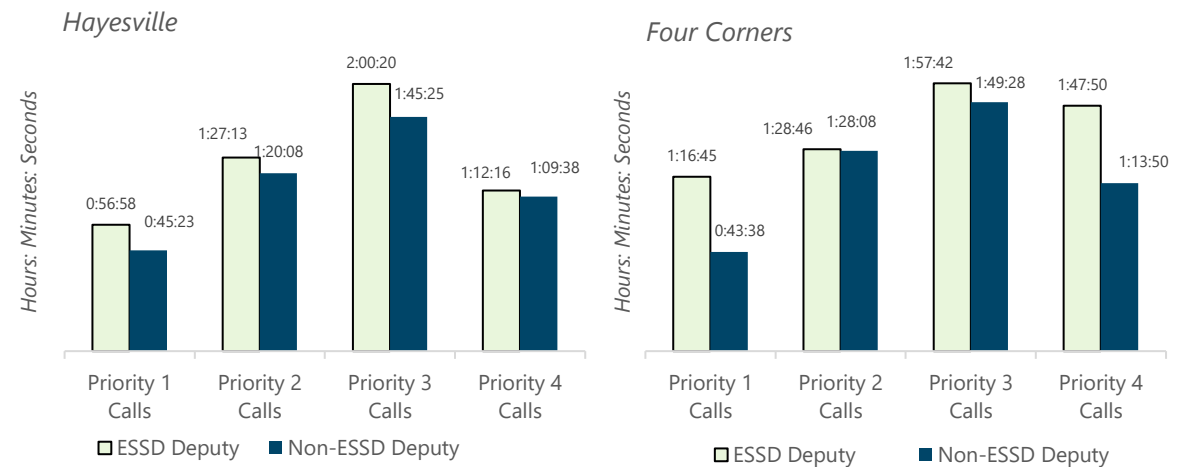
## Average Dispatch to Arrival Time (excludes reactivated and deputy-initiated calls for service)



## Priority of Calls for Service in ESSD



## Average Call Length in Minutes (excludes reactivated calls for service)



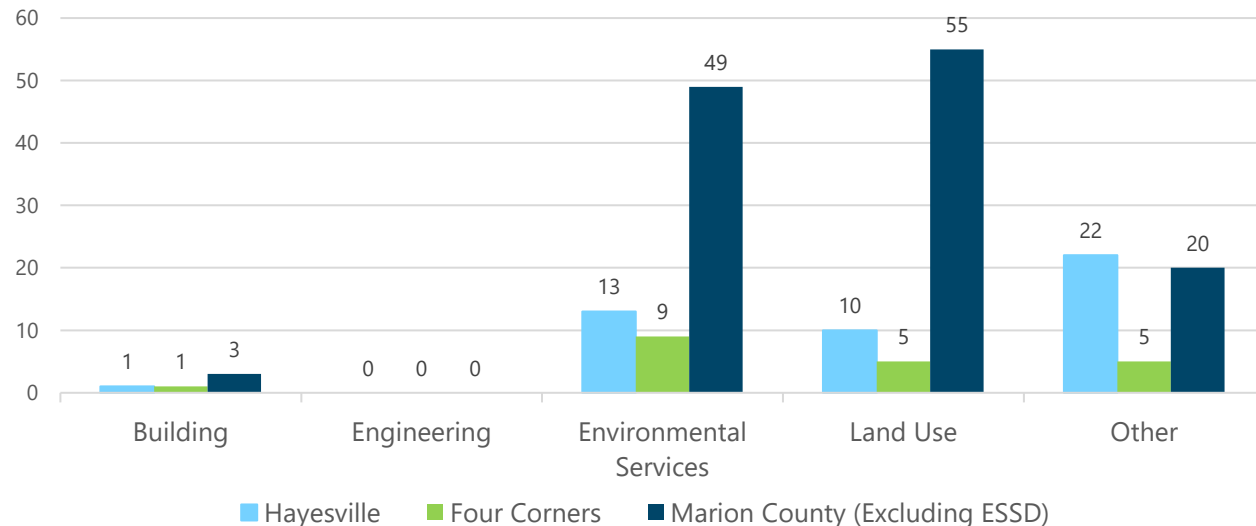


### Code Enforcement

Code enforcement responds to complaints of possible violations of various ordinances for unincorporated areas of Marion County. Possible violations fall into several major categories:

- *Building: Building code violations, including buildings that are posted as dangerous, septic violations, etc.*
- *Engineering: Violations related to land development engineering, permits, and traffic engineering.*
- *Environmental Services: Violations pertaining to solid waste, inoperable vehicles, and illegal dumping.*
- *Land Use: Violations of the chapter 16 (urban) and chapter 17 (rural) zoning code. Examples include unauthorized businesses, RV habitation, events, accessory dwellings, replacement dwellings, sign violations, and floodplain work.*
- *Other: Other violations, including habitation in the right of way, nuisance vegetation, chickens in the urban growth boundary, graffiti, etc.*

### Open Marion County Code Enforcement Cases: November 2023



### Open Code Enforcement Cases

In November 2023, Marion County had 193 open code enforcement cases. Of those, 66 (34%) were located within ESSD. Of the cases located in ESSD, 46 (70%) were in Hayesville and 20 (30%) were in Four Corners.

### Activities Related to Parking & Graffiti

In addition to these open cases, code enforcement completes activities related to illegal parking and graffiti. Due to the short duration of these activities, they are tracked separately from those related to open cases. In November, there were 41 code enforcement activities related to illegal parking and 3 related to graffiti.

- 25 of the illegal parking activities were in ESSD.
  - 16 in Hayesville and 9 in Four Corners.
- 3 of the graffiti activities were in ESSD.
  - All activities were in Four Corners.